

KC/HD  
RD

JS law not need a copy.

DOCKET NO. \_\_\_\_\_

In the Matter of            IN THE MATTER OF THE FILING BY  
           QWEST CORPORATION FOR  
           APPROVAL OF ITS STATEMENT OF  
           GENERALLY AVAILABLE TERMS AND  
           CONDITIONS

**Public Utilities Commission of the State of South Dakota**

DATE	MEMORANDA
10/1 03	Received;
10/6 03	Docketed;
10/9 03	Weekly Filings;
11/4 04	Commission meeting - No action taken;
12/ 03	SBAT allowed to go into effect with no Commission action taken;
12/ 03	Docket closed.

TC03-184



RECEIVED

OCT 01 2003

SOUTH DAKOTA PUBLIC  
UTILITIES COMMISSION

101 S. Capitol Boulevard, Suite 15  
Boise, Idaho 83702  
main 208.389.9000  
fax 208.389.9040  
www.stoel.com

MARY S. HOBSON  
Direct (208) 387-4277  
mshobson@stoel.com

September 30, 2003

**VIA OVERNIGHT DELIVERY**

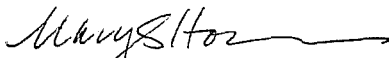
Pam Bonrud, Executive Director  
South Dakota Public Utilities Commission  
500 East Capitol Avenue  
Pierre, SD 57501

Re: ~~Docket Nos. TC00-191 and TC01-165~~

Dear Ms. Bonrud:

Enclosed please find an original and ten copies of **QWEST CORPORATION'S NOTICE OF MODIFICATION TO EXHIBIT B TO THE STATEMENT OF GENERALLY AVAILABLE TERMS AND CONDITIONS**. Thank you for your consideration of this matter.

Very truly yours,

  
Mary S. Hobson

:blg

Enclosures

cc: Service List  
Colleen Sevold (w/enclosures via email)

**RECEIVED**

OCT 01 2003

**SOUTH DAKOTA PUBLIC  
UTILITIES COMMISSION**

Mary S. Hobson  
STOEL RIVES LLP  
101 South Capitol Boulevard - Suite 1900  
Boise, ID 83702-5958  
Telephone: (208) 387-4277  
Facsimile: (208) 389-9040  
[mshobson@stoel.com](mailto:mshobson@stoel.com)

Blair A. Rosenthal  
Qwest Corporation  
1801 California Street, Suite 5100  
Denver, CO 80202  
Telephone: (303) 672-2995  
Facsimile: (303) 295-7069  
Attorneys for Qwest Corporation

**BEFORE THE PUBLIC UTILITIES COMMISSION  
OF THE STATE OF SOUTH DAKOTA**

**IN THE MATTER OF QWEST  
CORPORATION'S STATEMENT OF  
GENERALLY AVAILABLE TERMS  
PURSUANT TO SECTION 252(F) OF  
THE TELECOMMUNICATIONS ACT  
OF 1996**

**DOCKET NO.**

TC00-191  
TC01-165

**QWEST CORPORATION'S NOTICE OF MODIFICATION TO EXHIBIT B TO THE  
STATEMENT OF GENERALLY AVAILABLE TERMS AND CONDITIONS**

Qwest Corporation ("Qwest") submits this Notice of Updated Exhibit B to the Statement of Generally Available Terms and Conditions ("SGAT"), along with the modified Exhibit B, which is attached.<sup>1</sup> Specifically, Qwest modified Exhibit B to include revised Performance Indicator Definition ("PID") OP-5, New Service Quality. The attached OP-5 revises the existing OP-5, New Service Installation Quality. The modified PID was unanimously adopted by the Long Term PID Administration ("LTPA") participants on August 6, 2003.

<sup>1</sup> In this instance, Qwest is submitting only a "clean" version of Exhibit B as modified. Because the revised OP-5 is an industry document that is being submitted in the form agreed upon by all participants, a "red-lined" version of the document does not have as much meaning as when a particular change (and not the entire document) was agreed upon. Moreover, given all of the tables in this Exhibit, the red-lining function does not work effectively, and largely results in everything appearing as new language.

By way of background, between December 2002 and August 2003, Qwest met with CLECs numerous times to negotiate revisions to OP-5. A number of Staff from various state commissions attended those negotiation sessions as well. On August 6, 2003, unanimous agreement was reached by the participants in the LTPA for the modifications to OP-5.

Although many changes were identified, the most significant change was one of scope. The revised OP-5 will report performance for both installation quality and order quality, which are currently reported in two measures: installation quality is reported under the existing OP-5 and ordering quality is reported under a measurement referred to as OP-5++. This consolidated and expanded OP-5 PID addresses CLEC concerns about the adequacy of the existing measures. As agreed in the LTPA and by the terms of revised OP-5 itself, results for the revised OP-5 will be reported beginning with November data reported in January. At that time, results for the existing OP-5 and OP-5++ will be discontinued.

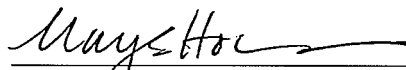
Qwest respectfully requests that the Commission either approve the amended Exhibit B effective November 1, 2003 as agreed to in the LTPA, or otherwise allow it to go into effect in accordance with 47 U.S.C. § 252(f)(3). Qwest further requests that the Commission deem this revised Exhibit B to modify the SGAT and existing interconnection agreements that currently contain the PIDs as an exhibit.

Dated this 30<sup>th</sup> day of September, 2003.

Respectfully submitted,

Thomas J. Welk  
Boyce, Murphy, McDowell & Greenfield, L.L.P.  
101 N. Phillips Avenue – Suite 600  
Sioux Falls, SD 57104

Mary S. Hobson  
STOEL RIVES LLP  
101 S. Capitol Boulevard, Suite 1900  
Boise, Idaho 83702-5958  
(208) 387-4277



---

Blair A. Rosenthal  
John Munn  
QWEST CORPORATION  
1801 California Street  
Suite 4900  
Denver, CO 80202

ATTORNEYS FOR QWEST CORPORATION

**CERTIFICATE OF SERVICE**

I hereby certify that on this 30<sup>th</sup> day of September, 2003, I served **QWEST CORPORATION'S NOTICE OF MODIFICATION TO EXHIBIT B TO THE STATEMENT OF GENERALLY AVAILABLE TERMS AND CONDITIONS** as follows:

Pam Bonrud, Executive Director	<input type="checkbox"/>	Hand Delivery
SD Public Utilities Commission	<input type="checkbox"/>	U. S. Mail
500 East Capitol Avenue	<input checked="" type="checkbox"/>	Overnight Delivery
Pierre, SD 57501	<input type="checkbox"/>	Facsimile
<a href="mailto:pam.bonrud@state.sd.us">pam.bonrud@state.sd.us</a>	<input checked="" type="checkbox"/>	Email

Harlan Best	<input type="checkbox"/>	Hand Delivery
South Dakota Public Utilities Commission	<input type="checkbox"/>	U. S. Mail
500 East Capitol Avenue	<input checked="" type="checkbox"/>	Overnight Delivery
Pierre, SD 57501	<input type="checkbox"/>	Facsimile
<a href="mailto:harlan.best@state.sd.us">harlan.best@state.sd.us</a>	<input checked="" type="checkbox"/>	Email

Karen Cremer	<input type="checkbox"/>	Hand Delivery
South Dakota Public Utilities Commission	<input type="checkbox"/>	U. S. Mail
500 East Capitol Avenue	<input checked="" type="checkbox"/>	Overnight Delivery
Pierre, SD 57501	<input type="checkbox"/>	Facsimile
<a href="mailto:karen.cremer@state.sd.us">karen.cremer@state.sd.us</a>	<input checked="" type="checkbox"/>	Email

Gregory J. Bernard	<input type="checkbox"/>	Hand Delivery
Morrill, Thomas, Nooney & Braun	<input type="checkbox"/>	U. S. Mail
525 9 <sup>th</sup> Street	<input type="checkbox"/>	Overnight Delivery
Rapid City, SD 57709	<input type="checkbox"/>	Facsimile
<a href="mailto:gibernard@mtnlaw.com">gibernard@mtnlaw.com</a>	<input checked="" type="checkbox"/>	Email

Linn Evans	<input type="checkbox"/>	Hand Delivery
Black Hills Corporation	<input type="checkbox"/>	U. S. Mail
625 Ninth Street – 6 <sup>th</sup> Floor	<input checked="" type="checkbox"/>	Overnight Delivery
P.O. Box 1400	<input type="checkbox"/>	Facsimile
Rapid City, SD 57709	<input type="checkbox"/>	Email

Warren R. Fischer	<input type="checkbox"/>	Hand Delivery
QSI Consulting	<input type="checkbox"/>	U. S. Mail
2500 Cherry Creek Drive South - Suite 319	<input type="checkbox"/>	Overnight Delivery
Denver, CO 80209	<input type="checkbox"/>	Facsimile
<a href="mailto:wfischer@qsiconsulting.com">wfischer@qsiconsulting.com</a>	<input checked="" type="checkbox"/>	Email

Midcontinent Communications  
David A. Gerdes  
May, Adam, Gerdes & Thompson  
503 South Pierre Street  
P.O. Box 160  
Pierre, SD 57501-0160  
[dag@magt.com](mailto:dag@magt.com)

Hand Delivery  
 U. S. Mail  
 Overnight Delivery  
 Facsimile  
 Email

Marlon "Buster" Griffing, PhD  
QSI Consulting  
1735 Crestline Drive  
Lincoln, NE 68506  
[bgriffing@qsiconsulting.com](mailto:bgriffing@qsiconsulting.com)

Hand Delivery  
 U. S. Mail  
 Overnight Delivery  
 Facsimile  
 Email

Mark Stacy  
QSI Consulting  
229 Stetson Drive  
Cheyenne, WY 82009  
[mstacy@wyoming.com](mailto:mstacy@wyoming.com)


Hand Delivery  
 U. S. Mail  
 Overnight Delivery  
 Facsimile  
 Email

Steve H. Weigler  
Ms. Mary B. Tribby  
AT&T Communications of the Midwest  
1875 Lawrence Street – Suite 1524  
Denver, CO 80202  
[weigler@lga.att.com](mailto:weigler@lga.att.com)

Hand Delivery  
 U. S. Mail  
 Overnight Delivery  
 Facsimile  
 Email

Thomas J. Welk  
Boyce, Murphy, McDowell & Greenfield  
101 N. Phillips Avenue  
Wells Fargo Center  
Sioux Falls, SD 57117  
[vjjongeling@bgpw.com](mailto:vjjongeling@bgpw.com)

Hand Delivery  
 U. S. Mail  
 Overnight Delivery  
 Facsimile  
 Email



Brandi L. Gearhart, PLS  
Legal Secretary to Mary S. Hobson  
Stoel Rives LLP

# Exhibit B



## Service Performance Indicator Definitions (PID)

### 14-State 271 PID Version 5.0 (a)

# QWEST'S SERVICE PERFORMANCE INDICATOR DEFINITIONS (PID)

## 14-State 271 PID Version 5.0 (a)

### Introduction

Qwest will report performance results for the service performance indicators defined herein. Qwest will report separate performance results associated with the services it provides to Competitive Local Exchange Carriers (CLECs) in aggregate (except as noted herein), to CLECs individually and, as applicable, to Qwest's retail customers in aggregate. Within these categories, performance results related to service provisioning and repair will be reported for the products listed in each definition. Reports for CLECs individually will be subject to agreements of confidentiality and/or nondisclosure.

The definitions in this version of the PID are the same as in the ROC 271 Working PID Version 5.0 (which is the reason for using the same version number). State specific standards for Arizona and Colorado, where unique, have been shown separately under affected PIDs to facilitate the creation of this unified PID document for the 14 states of Qwest's local service region. (As used herein, "ROC<sup>1</sup> States" refers to these 14 states, except where individual states are specified separately, in which case, "ROC States," refers to all other states in the 14-state region.)

---

<sup>1</sup> The Regional Oversight Committee or "ROC" is an organization of state regulatory commissions in Qwest's 14-state local services region.



# Qwest's Service Performance Indicator Definitions

## Table of Contents

<b>ELECTRONIC GATEWAY AVAILABILITY</b> .....	<b>1</b>
GA-1 – Gateway Availability – IMA-GUI.....	1
GA-2 – Gateway Availability – IMA-EDI.....	2
GA-3 – Gateway Availability – EB-TA.....	3
GA-4 – System Availability – EXACT.....	4
GA-6 – Gateway Availability – GUI - Repair.....	5
GA-7 – Timely Outage Resolution following Software Releases.....	6
<b>PRE-ORDER/ORDER</b> .....	<b>7</b>
PO-1 – Pre-Order/Order Response Times.....	7
PO-2 – Electronic Flow-through.....	10
PO-3 – LSR Rejection Notice Interval.....	12
PO-4 – LSRs Rejected.....	13
PO-5 – Firm Order Confirmations (FOCs) On Time.....	14
PO-6 – Work Completion Notification Timeliness.....	18
PO-7 – Billing Completion Notification Timeliness.....	20
PO-8 – Jeopardy Notice Interval.....	22
PO-9 – Timely Jeopardy Notices.....	23
PO-10 – LSR Accountability.....	24
PO-15 – Number of Due Date Changes per Order.....	25
PO-16 – Timely Release Notifications.....	26
PO-19 – Stand-Alone Test Environment (SATE) Accuracy.....	28
<b>ORDERING AND PROVISIONING</b> .....	<b>30</b>
OP-2 – Calls Answered within Twenty Seconds – Interconnect Provisioning Center.....	30
OP-3 – Installation Commitments Met.....	31
OP-4 – Installation Interval.....	34
OP-5 – New Service Quality.....	<b>Error! Bookmark not defined.</b>
OP-6 – Delayed Days.....	38
OP-7 – Coordinated “Hot Cut” Interval – Unbundled Loop.....	44
OP-8 – Number Portability Timeliness.....	45
OP-13 – Coordinated Cuts On Time – Unbundled Loop.....	46
OP-15 – Interval for Pending Orders Delayed Past Due Date.....	48
OP-17 – Timeliness of Disconnects associated with LNP Orders.....	51
<b>MAINTENANCE AND REPAIR</b> .....	<b>53</b>
MR-2 – Calls Answered within 20 Seconds – Interconnect Repair Center.....	53
MR-3 – Out of Service Cleared within 24 Hours.....	54
MR-4 – All Troubles Cleared within 48 hours.....	56
MR-5 – All Troubles Cleared within 4 hours.....	58
MR-6 – Mean Time to Restore.....	60
MR-7 – Repair Repeat Report Rate.....	63
MR-8 – Trouble Rate.....	66
MR-9 – Repair Appointments Met.....	68
MR-10 – Customer and Non-Qwest Related Trouble Reports.....	69
MR-11 – LNP Trouble Reports Cleared within 24 Hours.....	71

## Table of Contents (continued)

MR-12 – LNP Trouble Reports – Mean Time to Restore Measurement dropped from PID .....	73
<b>BILLING .....</b>	<b>74</b>
BI-1 – Time to Provide Recorded Usage Records .....	74
BI-2 – Invoices Delivered within 10 Days .....	76
BI-3 – Billing Accuracy – Adjustments for Errors .....	77
BI-4 – Billing Completeness .....	78
<b>DATABASE UPDATES .....</b>	<b>79</b>
DB-1 – Time to Update Databases .....	79
DB-2 – Accurate Database Updates .....	81
<b>DIRECTORY ASSISTANCE .....</b>	<b>82</b>
DA-1 – Speed of Answer – Directory Assistance .....	82
<b>OPERATOR SERVICES .....</b>	<b>83</b>
OS-1 – Speed of Answer – Operator Services .....	83
<b>NETWORK PERFORMANCE .....</b>	<b>84</b>
NI-1 – Trunk Blocking .....	84
NP-1 – NXX Code Activation .....	86
<b>COLLOCATION .....</b>	<b>88</b>
CP-1 – Collocation Completion Interval .....	88
CP-2 – Collocations Completed within Scheduled Intervals .....	91
CP-3 – Collocation Feasibility Study Interval .....	94
CP-4 – Collocation Feasibility Study Commitments Met .....	95
<b>DEFINITION OF TERMS .....</b>	<b>96</b>
<b>GLOSSARY OF ACRONYMS .....</b>	<b>101</b>

# Electronic Gateway Availability

## GA-1 – Gateway Availability – IMA-GUI

<b>Purpose:</b> Evaluates the quality of CLEC access to the IMA-GUI electronic gateway and two associated systems, focusing on the extent they are actually available to CLECs.	
<b>Description:</b> GA-1A: Measures the availability of the IMA (Interconnect Mediated Access- graphical user interface), and reports the percentage of Scheduled Availability Time the IMA interface is available for view and/or input. <ul style="list-style-type: none"> <li>• Scheduled Up Time hours for preorder, order, and provisioning transactions are based on the currently published hours of availability found on the following website: <a href="http://www.qwest.com/wholesale/cmp/ossHours.html">http://www.qwest.com/wholesale/cmp/ossHours.html</a>.</li> </ul> GA-1B: Measures the availability of the "Fetch-N-Stuff" system, which facilitates access for the IMA-GUI interface and the IMA-EDI interface (see GA-2), and reports the percentage of scheduled time the Fetch-N-Stuff system is available. Scheduled times will be no less than the same hours as listed for IMA and EDI. GA-1C: Measures the availability of the Data Arbiter system, which facilitates access for the IMA-GUI interface and the IMA-EDI interface (see GA-2), and reports the percentage of scheduled time the Data Arbiter system is available. Scheduled times will be no less than the same hours as listed for IMA and EDI. <ul style="list-style-type: none"> <li>• Time Gateway is Available to CLECs is equal to Scheduled Availability Time minus Outage Time.</li> <li>• Scheduled Availability Time is equal to Scheduled Up Time minus Scheduled Down Time.</li> <li>• Scheduled Down Time is time identified and communicated that the interface is not available due to maintenance and/or upgrade work. Notification of Scheduled Down Time for routine maintenance and/or upgrade work will be provided no less than 48 hours in advance.</li> <li>• An outage is a critical or serious loss of functionality, attributable to the specified gateway or component (i.e., IMA-GUI, Fetch-N-Stuff, or Data Arbiter), affecting Qwest's ability to serve its customers. An outage is determined by Qwest technicians through the use of verifiable data, collected from the affected customer(s) and/or from mechanized event management systems.</li> </ul>	
<b>Reporting Period:</b> One month	<b>Unit of Measure:</b> Percent
<b>Reporting Comparisons:</b> CLEC aggregate results	<b>Disaggregation Reporting:</b> Region-wide level. Results will be reported as follows: GA-1A IMA Graphical User Interface Gateway GA-1B "Fetch-N-Stuff" system GA-1C Data Arbiter system
<b>Formula:</b> ([Number of Hours and Minutes Gateway is Available to CLECs During Reporting Period] ÷ [Number of Hours and Minutes of Scheduled Availability Time During Reporting Period]) x 100	
<b>Exclusions:</b> None	
<b>Product Reporting:</b> None	<b>Standard:</b> 99.25 percent
<b>Availability:</b>  Available	<b>Notes:</b>

## GA-2 – Gateway Availability – IMA-EDI

<b>Purpose:</b> Evaluates the quality of CLEC access to the EDI electronic gateway, focusing on the extent the gateway is actually available to CLECs.	
<b>Description:</b> Measures the availability of EDI (Electronic Data Interchange) interface and reports the percentage of scheduled availability time the EDI Interface is available for view and/or input. All times during which the interface is scheduled to be operating during the reporting period are measured. <ul style="list-style-type: none"> <li>• Scheduled Up Time hours for EDI based on the currently published hours of availability found on the following website: <a href="http://www.qwest.com/wholesale/cmp/ossHours.html">http://www.qwest.com/wholesale/cmp/ossHours.html</a>. Time Gateway is Available to CLECs is equal to Scheduled Availability Time minus Outage Time.</li> <li>• Scheduled Availability Time is equal to Scheduled Up Time minus Scheduled Down Time.</li> <li>• Scheduled Down Time is time identified and communicated that the interface is not available due to maintenance and/or upgrade work. Notification of Scheduled Down Time for routine maintenance and/or upgrade work will be provided no less than 48 hours in advance.</li> <li>• An outage is a critical or serious loss of functionality, attributable to the specified gateway or component (i.e., IMA-EDI), affecting Qwest's ability to serve its customers. An outage is determined by Qwest technicians through the use of verifiable data, collected from the affected customer(s) and/or from mechanized event management systems.</li> </ul>	
<b>Reporting Period:</b> One month	<b>Unit of Measure:</b> Percent
<b>Reporting Comparisons:</b> CLEC aggregate results	<b>Disaggregation Reporting:</b> Region-wide level. (See GA-1 for reporting of "Fetch-n-Stuff" and Data Arbiter systems availability.)
<b>Formula:</b> $([\text{Number of Hours and Minutes Gateway is Available to CLECs During Reporting Period}] \div [\text{Number of Hours and Minutes of Scheduled Availability Time During Reporting Period}]) \times 100$	
<b>Exclusions:</b> None	
<b>Product Reporting:</b> None	<b>Standard:</b> 99.25 percent
<b>Availability:</b> Available	<b>Notes:</b>

### GA-3 – Gateway Availability – EB-TA

<b>Purpose:</b> Evaluates the quality of CLEC access to the EB-TA interface, focusing on the extent the gateway is actually available to CLECs.	
<b>Description:</b> Measures the availability of EB-TA (Electronic Bonding – Trouble Administration) interface and reports the percentage of scheduled availability time the EB-TA Interface is available. <ul style="list-style-type: none"> <li>• Scheduled Up Time hours are based on the currently published hours of availability found on the following website: <a href="http://www.qwest.com/wholesale/cmp/ossHours.html">http://www.qwest.com/wholesale/cmp/ossHours.html</a>.</li> <li>• Time Gateway is Available to CLECs is equal to Scheduled Availability Time minus Outage Time.</li> <li>• Scheduled Availability Time is equal to Scheduled Up Time minus Scheduled Down Time.</li> <li>• Scheduled Down Time is time identified and communicated that the interface is not available due to maintenance and/or upgrade work. Notification of Scheduled Down Time for routine maintenance and/or upgrade work will be provided no less than 48 hours in advance.</li> <li>• An outage is a critical or serious loss of functionality, attributable to the specified gateway or component (i.e., EB-TA), affecting Qwest's ability to serve its customers. An outage is determined by Qwest technicians through the use of verifiable data, collected from the affected customer(s) and/or from mechanized event management systems.</li> </ul>	
<b>Reporting Period:</b> One month	<b>Unit of Measure:</b> Percent
<b>Reporting Comparisons:</b> CLEC aggregate results	<b>Disaggregation Reporting:</b> Region-wide level.
<b>Formula:</b> $\left( \frac{[\text{Number of Hours and Minutes Gateway is Available to CLECs During Reporting Period}]}{[\text{Number of Hours and Minutes of Scheduled Availability During Reporting Period}]} \right) \times 100$	
<b>Exclusions:</b> None	
<b>Product Reporting:</b> None	<b>Standard:</b> 99.25 percent
<b>Availability:</b> Available	<b>Notes:</b>

**GA-4 – System Availability – EXACT**

<p><b>Purpose:</b> Evaluates the quality of CLEC batch access to the EXACT electronic access service request system, focusing on the extent the system is actually available to CLECs.</p>	
<p><b>Description:</b> Measures the availability of EXACT system and reports the percentage of scheduled availability time the EXACT system is available.</p> <ul style="list-style-type: none"> <li>• Scheduled Up Time hours are based on the currently published hours of availability found on the following website: <a href="http://www.qwest.com/wholesale/cmp/ossHours.html">http://www.qwest.com/wholesale/cmp/ossHours.html</a>.</li> <li>• Time System is Available to CLECs is equal to Scheduled Availability Time minus Outage Time.</li> <li>• Scheduled Availability Time is equal to Scheduled Up Time minus Scheduled Down Time.</li> <li>• Scheduled Down Time is time identified and communicated that the system is not available due to maintenance and/or upgrade work. Notification of Scheduled Down Time for routine maintenance and/or upgrade work will be provided no less than 48 hours in advance.</li> <li>• An outage is a critical or serious loss of functionality, attributable to the specified gateway or component (i.e., EXACT), affecting Qwest's ability to serve its customers. An outage is determined by Qwest technicians through the use of verifiable data, collected from the affected customer(s) and/or from mechanized event management systems.</li> </ul>	
<p><b>Reporting Period:</b> One month</p>	<p><b>Unit of Measure:</b> Percent</p>
<p><b>Reporting Comparisons:</b> CLEC aggregate results</p>	<p><b>Disaggregation Reporting:</b> Region-wide level.</p>
<p><b>Formula:</b>  <math display="block">\left( \frac{[\text{Number of Hours and Minutes EXACT is Available to CLECs During Reporting Period}]}{[\text{Number of Hours and Minutes of Scheduled Availability During Reporting Period}]} \right) \times 100</math> </p>	
<p><b>Exclusions:</b> None</p>	
<p><b>Product Reporting:</b> None</p>	<p><b>Standard:</b> 99.25 percent</p>
<p><b>Availability:</b> Available</p>	<p><b>Notes:</b></p>

## GA-6 – Gateway Availability – GUI - Repair

<b>Purpose:</b>	
Evaluates the quality of CLEC access to the GUI Repair electronic gateway, focusing on the extent the gateway is actually available to CLECs.	
<b>Description:</b>	
Measures the availability of the GUI (Graphical User Interface) repair electronic interface and reports the percentage of scheduled availability time the interface is available for view and/or input. All times during which the interface is scheduled to be operating during the reporting period are measured.	
<ul style="list-style-type: none"> <li>• Scheduled Up Time” hours are based on the currently published hours of availability found on the following website: <a href="http://www.qwest.com/wholesale/cmp/ossHours.html">http://www.qwest.com/wholesale/cmp/ossHours.html</a>.</li> <li>• Time Gateway is Available to CLECs is equal to Scheduled Availability Time minus Outage Time.</li> <li>• Scheduled Availability Time is equal to Scheduled Up Time minus Scheduled Down Time.</li> <li>• Scheduled Down Time is time identified and communicated that the interface is not available due to maintenance and/or upgrade work. Notification of Scheduled Down Time for routine maintenance and/or upgrade work will be provided no less than 48 hours in advance.</li> <li>• An outage is a critical or serious loss of functionality, attributable to the specified gateway or component (i.e., GUI-Repair), affecting Qwest’s ability to serve its customers. An outage is determined by Qwest technicians through the use of verifiable data, collected from the affected customer(s) and/or from mechanized event management systems.</li> </ul>	
<b>Reporting Period:</b> One month	<b>Unit of Measure:</b> Percent
<b>Reporting Comparisons:</b> CLEC aggregate results	<b>Disaggregation Reporting:</b> Region-wide level.
<b>Formula:</b>	
[Number of Hours and Minutes Gateway is Available to CLECs During Reporting Period ÷ Number of Hours and Minutes of Scheduled Availability Time During Reporting Period] x 100	
<b>Exclusions:</b> None	
<b>Product Reporting:</b> None	<b>Standard:</b> 99.25 percent
<b>Availability:</b>  Available	<b>Notes:</b>

## GA-7 – Timely Outage Resolution following Software Releases

<b>Purpose:</b> Measures the timeliness of resolution of gateway or system outages attributable to software releases for specified OSS interfaces, focusing on CLEC-affecting software releases involving the specified gateways or systems.	
<b>Description:</b> <ul style="list-style-type: none"> <li>Measures the percentage of gateway or system outages, which are attributable to OSS system software releases and which occur within two weeks after the implementation of the OSS system software releases, that are resolved <sup>NOTE 1</sup> within 48 hours of detection by the Qwest monitoring group or reporting by a CLEC/co-provider.</li> <li>Includes software releases associated with the following OSS interfaces in Qwest: IMA-GUI, IMA-EDI, and CEMR <sup>NOTE 2</sup>, Exchange Access, Control, &amp; Tracking (EXACT) <sup>NOTE 3</sup>, Electronic Bonding–Trouble Administration (EB -TA) <sup>NOTE 4</sup></li> <li>An outage for this measurement is a critical or serious loss of functionality, attributable to the specified gateway or component, affecting Qwest's ability to serve its customers or data loss <sup>NOTE 5</sup> on the Qwest side of the interface. An outage is determined by Qwest technicians through the use of verifiable data, collected from the affected customer(s) and/or from mechanized event management systems.</li> <li>The outage resolution time interval considered in this measurement starts at the time Qwest's monitoring group detects a failure, or at the date/time of the first transaction sent to Qwest that cannot be processed (i.e. lost data), and ends with the time functionality is restored or the lost data is recovered.</li> </ul>	
<b>Reporting Period:</b> Monthly	<b>Unit of Measure:</b> Percent
<b>Reporting Comparisons:</b> CLEC Aggregate	<b>Disaggregation Reporting:</b> Region-wide level.
<b>Formula:</b> $\left[ \frac{\text{Total outages detected within two weeks of a Software Release that are resolved within 48 hours of the time Qwest detects the outage}}{\text{Total number of outages detected within two weeks of Software Releases resolved in the Reporting Period}} \right] \times 100$	
<b>Exclusions:</b> <ul style="list-style-type: none"> <li>Outages in releases prior to any CLEC migrating to the release.</li> <li>Duplicate reports attributable to the same software defect.</li> </ul>	
<b>Product Reporting:</b> None	<b>Standard:</b> Volume = 1-20: 1 miss Volume > 20: 95%
<b>Availability:</b>  Available	<b>Notes:</b> <ol style="list-style-type: none"> <li>"Resolved" means that service is restored to the reporting CLEC, as experienced by the CLEC.</li> <li>CEMR replaced CTAS in April 01. CTAS has been retired.</li> <li>EXACT is a Telecordia system. Only releases for changes initiated by Qwest for hardware or connectivity will be included in this measurement.</li> <li>Outages reported under EB-TA are the same as outages in MEDIACC.</li> <li>For data loss to be considered for GA-7, a functional acknowledgement must have been provided for the data in question (e.g., EDI 997, LSR ID or trouble ticket number).</li> </ol>



## Pre-Order/Order

### PO-1 – Pre-Order/Order Response Times

**Purpose:**

Evaluates the timeliness of responses to specific preordering/ordering queries for CLECs through the use of Qwest's Operational Support Systems (OSS). Qwest's OSS are accessed, through the specified gateway interface.

**Description:****PO-1A & PO-1B:**

Measures the time interval between query and response for specified pre-order/order transactions through the electronic interface.

- Measurements are made using a system that simulates the transactions of requesting pre-ordering/ordering information from the underlying existing OSS. These simulated transactions are made through the operational production interfaces and existing systems in a manner that reflects, in a statistically-valid manner, the transaction response times experienced by CLEC service representatives in the reporting period.
- The time interval between query and response consists of the period from the time the transaction request was "sent" to the time it is "received" via the gateway interface.
- A query is an individual request for the specified type of information.

**PO-1C:**

- Measures the percentage of all IRTM Queries measured by PO-1A & 1B transmitted in the reporting period that timeout before receiving a response.

**PO-1D:**

- Measures the average response time for a sampling of rejected queries across preorder transaction types. The response time measured is the time between the issuance of a pre-ordering transaction and the receipt of an error message associated with a "rejected query." A rejected query is a transaction that cannot be successfully processed due to the provision of incomplete or invalid information by the sender, which results in an error message back to the sender. <sup>NOTE 5</sup>

**Reporting Period:** One month**Unit of Measure:**

PO-1A, PO-1B, &amp; PO-1D: Seconds

PO-1C: Percent

## PO-1 – Pre-Order/Order Response Times (continued)

<p><b>Reporting Comparisons:</b> CLEC aggregate.</p>	<p><b>Disaggregation Reporting:</b> Region-wide level. Results are reported as follows:          PO-1A Pre-Order/Order Response Time for IMA          PO-1B Pre-Order/Order Response Time for EDI</p> <p>Results are reported separately for each of the following transaction types: <sup>NOTE 1</sup></p> <ol style="list-style-type: none"> <li>1. Appointment Scheduling (Due Date Reservation, where appointment is required)</li> <li>2. Service Availability Information</li> <li>3. Facility Availability</li> <li>4. Street Address Validation</li> <li>5. Customer Service Records</li> <li>6. Telephone Number</li> <li>7. Loop Qualification Tools <sup>NOTE 9</sup></li> <li>8. Resale of Qwest DSL Qualification</li> <li>9. Connecting Facility Assignment <sup>NOTE 7</sup></li> <li>10. Meet Point Inquiry <sup>NOTE 8</sup></li> </ol> <p>For PO-1A (transactions via IMA), in addition to reporting total response time, response times for each of the above transactions will be reported in two parts: (a) time to access the request screen, and (b) time to receive the response for the specified transaction.</p> <p>For PO-1B (transactions via EDI), request/response will be reported as a combined number.</p> <p>For PO-1A 6. Telephone Number, a third part (c) accept screen, will be reported. <sup>NOTE 6</sup></p> <p>PO-1C Results for PO-1C will be reported according to the gateway interface used:</p> <ol style="list-style-type: none"> <li>1. Percent of Preorder Transactions that Timeout IMA</li> <li>2. Percent of Preorder Transactions that Timeout EDI</li> </ol> <p>PO-1D Results for PO-1D will be reported according to the gateway interface used:</p> <ol style="list-style-type: none"> <li>1. Rejected Response Times for IMA</li> <li>2. Rejected Response Times for EDI</li> </ol>
<p><b>Formula:</b></p> <p>PO-1A &amp; PO-1B = <math>\frac{\sum[(\text{Query Response Date \&amp; Time}) - (\text{Query Submission Date \&amp; Time})]}{(\text{Number of Queries Submitted in Reporting Period})}</math></p> <p>PO-1C = <math>\frac{[(\text{Number of IRTM Queries measured by PO-1A \&amp; 1B that Timeout before receiving response}) \div (\text{Number of IRTM Queries Transmitted in Reporting Period})]}{1} \times 100</math></p> <p>PO-1D = <math>\frac{\sum[(\text{Rejected Query Response Date \&amp; Time}) - (\text{Query Submission Date \&amp; Time})]}{(\text{Number of Rejected Query Transactions Simulated by IRTM})}</math></p>	
<p><b>Exclusions:</b></p> <p>PO-1A &amp; PO-1B:</p> <ul style="list-style-type: none"> <li>• Rejected requests/errors, and timed out transactions</li> </ul> <p>PO-1C:</p> <ul style="list-style-type: none"> <li>• Rejected requests and errors</li> </ul> <p>PO-1D:</p> <ul style="list-style-type: none"> <li>• Timed out transactions</li> </ul>	

**PO-1 – Pre-Order/Order Response Times (continued)**

Product Reporting: None	Standard: Total Response Time: 1. Appointment Scheduling 2. Service Availability Information 3. Facility Availability 4. Street Address Validation 5. Customer Service Records 6. Telephone Number 7. Loop Qualification Tools <small>NOTE 9</small> 8. Resale of Qwest DSL Qualification 9. Connecting Facility Assignment 10. Meet Point Inquiry	IMA         ROC States: TBD AZ: ≤ 25 seconds ROC States: TBD AZ: ≤ 30 seconds	EDI         ROC States: TBD AZ: ≤ 25 seconds ROC States: TBD AZ: ≤ 30 seconds
	PO-1C-1	0.5%	
	PO-1C-2	0.5%	
	PO-1D-1 & 2	Diagnostic	
Availability: Available	<b>Notes:</b> 1. As additional transactions, currently done manually, are mechanized, they will be measured and added to or included in the above list of transactions, as applicable. 2. Effective 9/1/00 Qwest reduced the Service Availability Benchmark from 30 seconds to 25 seconds. 3. Times reflect non-complex services, including residential, simple business, or POTS account. Does not include ADSL or accounts >25 lines. 4. Benchmark applies to response time only. Request time and Total time will also be reported. 5. As agreed to in the January 25 & 26 PID workshop, rejected query types used in PO-1D will be those developed for internal Qwest diagnostic purposes. 6. With IMA 7.0, effective April 23, 2001, Appointment Scheduling for GUI and EDI and Telephone Number for EDI no longer include an accept screen. Therefore beginning with April 2001 results, the accept screen results will no longer be reported. 7. Results based on Connecting Facility Assignment by Unit Query. 8. Results based on Meet Point Query, POTS Splitter option for Shared loops. 9. Effective with Feb 02 data, results based on a weighted combination of ADSL Loop Qualification and Raw Loop Data Tool. For Jan 02 data and prior, results for transaction 7 were based on ADSL Loop Qualification only.		

## PO-2 – Electronic Flow-through

<p><b>Purpose:</b> Monitors the extent Qwest's processing of CLEC Local Service Requests (LSRs) is completely electronic, focusing on the degree that electronically-transmitted LSRs flow directly to the service order processor without human intervention or without manual retyping.</p>	
<p><b>Description:</b> PO-2A - Measures the percentage of all electronic LSRs that flow from the specified electronic gateway interface to the Service Order Processor (SOP) without any human intervention.</p> <ul style="list-style-type: none"> <li>Includes all LSRs that are submitted electronically through the specified interface during the reporting period, subject to exclusions specified below.</li> </ul> <p>PO-2B – Measures the percentage of all flow-through-eligible LSRs <sup>NOTE 1</sup> that flow from the specified electronic gateway interface to the SOP without any human intervention.</p> <ul style="list-style-type: none"> <li>Includes all flow-through-eligible LSRs that are submitted electronically through the specified interface during the reporting period, subject to exclusions specified below.</li> </ul>	
<p><b>Reporting Period:</b> One month</p>	<p><b>Unit of Measure:</b> Percent</p>
<p><b>Reporting Comparisons:</b> CLEC aggregate, individual CLEC</p>	<p><b>Disaggregation Reporting:</b> Statewide level (per multi-state system serving the state). Results for PO-2A and PO-2B will be reported according to the gateway interface* used to submit the LSR:</p> <ol style="list-style-type: none"> <li>LSRs received via IMA</li> <li>LSRs received via EDI</li> </ol> <p>*CO also reports an aggregate of IMA and EDI results.</p>
<p><b>Formula:</b> PO-2A = <math>\frac{\text{[(Number of Electronic LSRs that pass from the Gateway Interface to the SOP without human intervention) \div (Total Number of Electronic LSRs that pass through the Gateway Interface)] \times 100}</math></p> <p>PO-2B = <math>\frac{\text{[(Number of flow-through-eligible Electronic LSRs that actually pass from the Gateway Interface to the SOP without human intervention) \div (Number of flow-through-eligible Electronic LSRs received through the Gateway Interface)] \times 100}</math></p>	
<p><b>Exclusions:</b></p> <ul style="list-style-type: none"> <li>Rejected LSRs and LSRs containing CLEC-caused non-fatal errors.</li> <li>Non-electronic LSRs (e.g., via fax or courier).</li> <li>Records with invalid product codes.</li> <li>Records missing data essential to the calculation of the measurement per the PID.</li> <li>Duplicate LSR numbers. (Exclusion to be eliminated upon implementation of IMA capability to disallow duplicate LSR #'s.)</li> <li>Invalid start/stop dates/times.</li> </ul>	

## PO-2 – Electronic Flow-through (continued)

<b>Product Reporting:</b> <ul style="list-style-type: none"> <li>• Resale</li> <li>• Unbundled Loops (with or without Local Number Portability)</li> <li>• Local Number Portability</li> <li>• UNE-P (POTS)</li> </ul>	<b>Standard:</b> <b>PO-2A:</b> <b>ROC States:</b> Diagnostic <b>CO:</b> CO PO-2B benchmarks minus 10 percent <sup>NOTE 3</sup> <b>PO-2B:</b> <b>ROC States:</b>					
	<b>Beginning →</b>		<b>Jan 02</b>	<b>Jul 02</b>	<b>Jan 03</b>	
	Resale:		90%	95%	95%	
	Unb Loops:		70%	80%	85%	
	LNP:		90%	95%	95%	
	UNE-P:		75%	90%	95%	
	<b>AZ &amp; CO</b> <sup>NOTE 3</sup>					
	<b>Beginning →</b>		<b>Jan 02</b>	<b>Jul 02</b>	<b>Jan 03</b>	<b>Jul 03</b>
	Resale:		80%	90%	95%	95%
	Unb Loops:		60%	70%	80%	85%
LNP:		80%	90%	95%	95%	
UNE-P:		60%	75%	90%	95%	
<b>Availability:</b> Available	<b>Notes:</b> <ol style="list-style-type: none"> <li>1. The list of LSR types classified as eligible for flow through is contained in the "LSRs Eligible for Flow Through" matrix. This matrix also includes availability for enhancements to flow through. Matrix will be distributed through the CMP process.</li> <li>2. Effective with Mar 02 data results reflect the implementation of the exclusion for LSRs containing CLEC-caused non-fatal errors.</li> <li>3. In Colorado the standard for PO-2 is considered met if the standard for either PO-2A or PO-2B is met. For both PO-2A and PO-2B, the benchmark percentages shown apply to the aggregations of PO-2A-1 and PO-2A-2 (i.e., the combined PO-2A result) and of PO-2B-1 and PO-2B-2 (i.e., the combined PO-2B result).</li> </ol>					

### PO-3 – LSR Rejection Notice Interval

<b>Purpose:</b> Monitors the timeliness with which Qwest notifies CLECs that electronic and manual LSRs were rejected.	
<b>Description:</b> Measures the interval between the receipt of a Local Service Request (LSR) and the rejection of the LSR for standard categories of errors/reasons. <ul style="list-style-type: none"> <li>• Includes all LSRs submitted through the specified interface that are rejected during the reporting period.</li> <li>• Standard reasons for rejections are: missing/incomplete/mismatching/unintelligible information, duplicate request or LSR/PON (purchase order number), no separate LSR for each account telephone number affected, no valid contract, no valid end user verification, account not working in Qwest territory, service-affecting order pending, request is outside established parameters for service, and lack of CLEC response to Qwest question for clarification about the LSR.</li> <li>• Included in the interval is time required for efforts by Qwest to work with the CLEC to avoid the necessity of rejecting the LSR.</li> <li>• With hours: minutes reporting, hours counted are (1) business hours for manual rejects (involving human intervention) and (2) published Gateway Availability hours for auto-rejects (involving no human intervention). Business hours are defined as time during normal business hours of the Wholesale Delivery Service Centers, except for PO-3C in which hours counted are workweek clock hours. Gateway Availability hours are based on the currently published hours of availability found on the following website: <a href="http://www.qwest.com/wholesale/cmp/ossHours.html">http://www.qwest.com/wholesale/cmp/ossHours.html</a>.</li> </ul>	
<b>Reporting Period:</b> One month	<b>Unit of Measure:</b> PO-3A-1, PO-3B-1 & PO-3C - Hrs: Mins. PO-3A-2 & PO-3B-2 – Mins: Secs.
<b>Reporting Comparisons:</b> CLEC aggregate and individual CLEC results	<b>Disaggregation Reporting:</b> Results for this indicator are reported according to the gateway interface used to submit the LSR: <ul style="list-style-type: none"> <li>• PO-3A-1, LSRs received via IMA and rejected manually: Statewide</li> <li>• PO-3A -2, LSRs received via IMA and auto-rejected: Region wide</li> <li>• PO-3B-1, LSRs received via EDI and rejected manually: Statewide</li> <li>• PO-3B -2, LSRs received via EDI and auto-rejected: Region wide</li> <li>• PO-3C, LSRs received via facsimile: Statewide</li> </ul>
<b>Formula:</b> $\Sigma [(Date\ and\ time\ of\ Rejection\ Notice\ transmittal) - (Date\ and\ time\ of\ LSR\ receipt)] \div (Total\ number\ of\ LSR\ Rejection\ Notifications)$	
<b>Exclusions:</b> <ul style="list-style-type: none"> <li>• Records with invalid product codes.</li> <li>• Records missing data essential to the calculation of the measurement per the PID.</li> <li>• Duplicate LSR numbers. (Exclusion to be eliminated upon implementation of IMA capability to disallow duplicate LSR #'s.)</li> <li>• Invalid start/stop dates/times.</li> </ul>	
<b>Product Reporting:</b> Not applicable (reported by ordering interface).	<b>Standard:</b> <ul style="list-style-type: none"> <li>• PO-3A-1 and -3B-1: ≤ 12 business hours</li> <li>• PO-3A -2 and -3B -2: ≤ 18 seconds</li> <li>• PO-3C: ≤ 24 work week clock hours</li> </ul>
<b>Availability:</b> <p style="text-align: center;">Available</p>	<b>Notes:</b>

## PO-4 – LSRs Rejected

<p><b>Purpose:</b> Monitors the extent LSRs are rejected as a percentage of all LSRs to provide information to help address potential issues that might be raised by the indicator of LSR rejection notice intervals.</p>	
<p><b>Description:</b> Measures the percentage of LSRs rejected (returned to the CLEC) for standard categories of errors/reasons.</p> <ul style="list-style-type: none"> <li>• Includes all LSRs submitted through the specified interface that are rejected or FOC'd during the reporting period.</li> <li>• Standard reasons for rejections are: missing/incomplete/mismatching/unintelligible information; duplicate request or LSR/PON (purchase order number); no separate LSR for each account telephone number affected; no valid contract; no valid end user verification; account not working in Qwest territory; service-affecting order pending; request is outside established parameters for service; and lack of CLEC response to Qwest question for clarification about the LSR.</li> </ul>	
<p><b>Reporting Period:</b> One month</p>	<p><b>Unit of Measure:</b> Percent of LSRs</p>
<p><b>Reporting Comparisons:</b> CLEC aggregate and individual CLEC results</p>	<p><b>Disaggregation Reporting:</b> Results for this indicator are reported according to the gateway interface used to submit the LSR:</p> <ul style="list-style-type: none"> <li>PO-4A-1 LSRs received via IMA and rejected manually – Region wide</li> <li>PO-4A -2 LSRs received via IMA and auto-rejected – Region wide</li> <li>PO-4B-1 LSRs received via EDI and rejected manually – Region wide</li> <li>PO-4B -2 LSRs received via EDI and auto-rejected – Region wide</li> <li>PO-4C LSRs received via facsimile – Statewide</li> </ul>
<p><b>Formula:</b>  <math display="block">\left[ \frac{\text{Total number of LSRs rejected via the specified method in the reporting period}}{\text{Total of all LSRs that are received via the specified interface that were rejected or FOC'd in the reporting period}} \right] \times 100</math> </p>	
<p><b>Exclusions:</b></p> <ul style="list-style-type: none"> <li>• Records with invalid product codes.</li> <li>• Records missing data essential to the calculation of the measurement per the PID.</li> <li>• Duplicate LSR numbers. (Exclusion to be eliminated upon implementation of IMA capability to disallow duplicate LSR #'s.)</li> <li>• Invalid start/stop dates/times.</li> </ul>	
<p><b>Product Reporting:</b> Not applicable (reported by ordering interface).</p>	<p><b>Standard:</b> Diagnostic</p>
<p><b>Availability:</b>  Available</p>	<p><b>Notes:</b></p>

## PO-5 – Firm Order Confirmations (FOCs) On Time

<p><b>Purpose:</b> Monitors the timeliness with which Qwest returns Firm Order Confirmations (FOCs) to CLECs in response to LSRs/ASRs received from CLECs, focusing on the degree to which FOCs are provided within specified intervals.</p>	
<p><b>Description:</b> Measures the percentage of Firm Order Confirmations (FOCs) that are provided to CLECs within the intervals specified under “Standards” below for FOC notifications.</p> <ul style="list-style-type: none"> <li>• Includes all LSRs/ASRs that are submitted through the specified interface or in the specified manner (i.e., facsimile) that receive an FOC during the reporting period, subject to exclusions specified below. (Acknowledgments sent separately from an FOC (e.g., EDI 997 transactions are not included.)</li> <li>• For PO-5A, the interval measured is the period between the LSR received date/time (based on scheduled up time) and Qwest’s response with a FOC notification (notification date and time).</li> <li>• For PO-5B, 5C, and 5D, the interval measured is the period between the application date and time, as defined herein, and Qwest’s response with a FOC notification (notification date and time).</li> <li>• “Fully electronic” LSRs are those (1) that are received via IMA or EDI, (2) that involve no manual intervention, and (3) for which FOCs are provided mechanically to the CLEC. <sup>NOTE 2</sup></li> <li>• “Electronic/manual” LSRs are received electronically via IMA or EDI and involve manual processing.</li> <li>• “Manual” LSRs are received manually (via facsimile) and processed manually.</li> <li>• ASRs are measured only in business days.</li> <li>• LSRs will be evaluated according to the FOC interval categories shown in the “Standards” section below, based on the number of lines/services requested on the LSR or, where multiple LSRs from the same CLEC are related, based on the combined number of lines/services requested on the related LSRs.</li> </ul>	
<p><b>Reporting Period:</b> One month</p>	<p><b>Unit of Measure:</b> Percent</p>
<p><b>Reporting Comparisons:</b> CLEC aggregate and individual CLEC results</p>	<p><b>Disaggregation Reporting:</b> Statewide level (per multi-state system serving the state). Results for this indicator are reported as follows:</p> <ul style="list-style-type: none"> <li>• PO-5A:* FOCs provided for <u>fully electronic</u> LSRs received via: <ul style="list-style-type: none"> <li>– PO-5A-1 IMA</li> <li>– PO-5A-2 EDI</li> </ul> </li> <li>• PO-5B:* FOCs provided for <u>electronic/manual</u> LSRs received via: <ul style="list-style-type: none"> <li>– PO-5B-1 IMA</li> <li>– PO-5B-2 EDI</li> </ul> </li> <li>• PO-5C:* FOCs provided for <u>manual</u> LSRs received via Facsimile.</li> <li>• PO-5D: FOCs provided for ASRs requesting LIS Trunks.</li> </ul> <p>* Each of the PO-5A, PO-5B and PO-5C measurements listed above will be further disaggregated as follows:</p> <ul style="list-style-type: none"> <li>– (a) FOCs provided for Resale services and UNE-P</li> <li>– (b) FOCs provided for Unbundled Loops and specified Unbundled Network Elements</li> <li>– (c) FOCs provided for LNP</li> </ul>



**PO-5 – Firm Order Confirmations (FOCs) On Time (continued)**

**Formula:**

PO-5A = {[Count of LSRs for which the original FOC's "(FOC Notification Date & Time) - (LSR received date/time (based on scheduled up time))" is within 20 minutes] ÷ (Total Number of original FOC Notifications transmitted for the service category in the reporting period)} x 100

PO-5B, 5C, & 5D = {[Count of LSRs/ASRs for which the original FOC's "(FOC Notification Date & Time) - (Application Date & Time)" is within the intervals specified for the service category involved] ÷ (Total Number of original FOC Notifications transmitted for the service category in the reporting period)} x 100

**Exclusions:**

- LSRs/ASRs involving individual case basis (ICB) handling based on quantities of lines, as specified in the "Standards" section below, or service/request types, deemed to be projects.
- Hours on Weekends and holidays. (Except for PO-5A which only excludes hours outside the scheduled up time).
- LSRs with CLEC-requested FOC arrangements different from standard FOC arrangements.
- Records with invalid product codes.
- Records missing data essential to the calculation of the measurement per the PID.
- Duplicate LSR numbers. (Exclusion to be eliminated upon implementation of IMA capability to disallow duplicate LSR #'s.)
- Invalid start/stop dates/times.

Additional PO-5D exclusion:

- Records with invalid application or confirmation dates.

<p><b>Product Reporting:</b></p> <ul style="list-style-type: none"> <li>• For PO-5A, -5B and -5C: (a) Resale services UNE-P (POTS) and UNE-P Centrex (b) Unbundled Loops and specified Unbundled Network Elements. (c) LNP</li> <li>• For PO-5D: LIS Trunks.</li> </ul>	<b>Standards:</b>		
	• For PO-5A (all):	95% within 20 minutes <sup>NOTE 2</sup>	
	• For PO-5B (all):	90% within standard FOC intervals (specified below)	
	• For PO-5C (manual):	90% within standard FOC intervals specified below PLUS 24 hours <sup>NOTE 3</sup>	
	• For PO-5D (LIS Trunks):	85% within eight business days	
	<b>Standard FOC Intervals for PO-5B and PO-5C</b>		
	<b>Product Group</b> <sup>NOTE 1</sup>	<b>FOC Interval</b>	
	<b>Resale</b>	<b>24 hours</b>	
	Residence and Business POTS		1-39 lines
	ISDN-Basic		1-10 lines
– Conversion As Is			
– Adding/Changing features			
– Add primary directory listing to established loop			
– Add call appearance			
Centrex Non-Design	1-19 lines		
with no Common Block Configuration			
Centrex line feature changes/adds/removals (all)			
<b>LNP</b>	1-24 lines		
<b>Unbundled Loops</b>	1-24 loops		
2/4 Wire analog			
DS3 Capable			
<b>Sub-loop</b>	1-24 sub-loops		
[included in Product Reporting group (b)]			
<b>Shared-loop/Line-sharing</b>	1-24 shared		
[included in Product Reporting group (b)]	loops		

**PO-5 – Firm Order Confirmations (FOCs) On Time (continued)**

	<b>Unbundled Network Element–Platform (UNE-P POTS)</b> 1 – 39 lines	
--	--	--

**PO-5 – Firm Order Confirmations (FOCs) On Time (continued)**

	<b>Resale</b>		
	ISDN-Basic	1-10 lines	<b>48 hours</b>
	– Conversion As Specified		
	– New Installs		
	– Address Changes		
	– Change to add Loop		
	ISDN-PRI (Facility)	1-3	
PBX	1-24 trunks		
DS0 or Voice Grade Equivalent	1-24	<b>72 hours</b>	
DS1 Facility	1-24		
DS3 Facility	1-3		
<b>LNP</b>	25-49 lines		
<b>Resale</b>			
Centrex (including Centrex 21, Non-design, Centrex 21 Basic ISDN, Centrex-Plus, Centron, Centrex Primes)	1-10 lines		
– With Common Block Configuration required			
– Initial establishment of Centrex CMS services			
– Tie lines or NARs activity			
– Subsequent to initial Common Block			
– Station lines			
– Automatic Route Selection			
– Uniform Call Distribution			
– Additional numbers			
<b>UNE-P Centrex</b>	1-10 lines	<b>96 hours</b>	
<b>UNE-P Centrex 21</b>	1-10 lines		
<b>Unbundled Loops with Facility Check</b> <sup>(NOTE 2, 3)</sup>	1 – 24 loops		
2/4 wire Non-loaded		<b>8 business days</b>	
ADSL compatible			
ISDN capable			
XDSL-I capable			
DS1 capable			
<b>Resale</b>			
ISDN-PRI (Trunks)	1-12 trunks		
<b>For PO-5D:</b>			
LIS Trunks	1-240 trunk circuits		
<b>Availability:</b>	Available	<b>Notes:</b>	
		1. LSRs with quantities above the highest number specified for each product type are considered ICB.	
		2. Unbundled Loop with Facility Check can be processed electronically; however, because this category always carries a 72-hour FOC interval the FOC results for this product will appear in PO-5B if received electronically or PO-5C if received manually.	
		3. Unbundled Loop with Facility Check will not add an additional 24 hours to the 72-hour interval if the LSR is submitted manually.	

## PO-6 – Work Completion Notification Timeliness

<b>Purpose:</b> To evaluate the timeliness of Qwest issuing electronic notification at an LSR level to CLECs that provisioning work on all service orders that comprise the CLEC LSR have been completed in the Service Order Processor and the service is available to the customer.	
<b>Description:</b> PO-6A & 6B: <ul style="list-style-type: none"> <li>Includes all orders completed in the Qwest Service Order Processor that generate completion notifications in the reporting period, subject to exclusions shown below.</li> <li>The start time is the date/time when the last of the service orders that comprise the CLEC LSR is posted as completed in the Service Order Processor.</li> <li>The end time is when the electronic order completion notice is made available (IMA)<sup>NOTE 1</sup> or transmitted<sup>NOTE 2</sup> (EDI) to the CLEC via the ordering interface used to place the local service request. The notification is transmitted at an LSR level when all service orders that comprise the CLEC LSR are complete.</li> <li>With hours: minutes reporting, hours counted are during the published Gateway Availability hours. Gateway Availability hours are based on the currently published hours of availability found on the following website: <a href="http://www.qwest.com/wholesale/cmp/ossHours.html">http://www.qwest.com/wholesale/cmp/ossHours.html</a>.</li> </ul>	
<b>Reporting Period:</b> One month	<b>Unit of Measure:</b> PO-6A - 6B:          Hrs:Mins
<b>Reporting Comparisons:</b> CLEC aggregate and individual CLEC results.	<b>Disaggregation Reporting:</b> Statewide level. <ul style="list-style-type: none"> <li>PO-6A Notices transmitted via IMA</li> <li>PO-6B Notices transmitted via EDI</li> </ul>
<b>Formula:</b> <u>For completion notifications generated from LSRs received via IMA-GUI:</u> $PO-6A = \frac{\Sigma((\text{Date and Time Completion Notification made available to CLEC}) - (\text{Date and Time the last of the service orders that comprise the CLEC LSR is completed in the Service Order Processor}))}{(\text{Number of completion notifications made available in reporting period})}$ <u>For completion notifications generated from LSRs received via IMA-EDI:</u> $PO-6B = \frac{\Sigma((\text{Date and Time Completion Notification transmitted to CLEC}) - (\text{Date and Time the last of the service orders that comprise the CLEC LSR is completed in the Service Order Processor.}))}{(\text{Number of completion notifications transmitted in reporting period})}$	
<b>Exclusions:</b> PO – 6A & 6B: <ul style="list-style-type: none"> <li>Records with invalid completion dates.</li> <li>LSRs submitted manually (e.g., via facsimile).</li> <li>ASRs submitted via EXACT.</li> </ul>	
<b>Product Reporting:</b> PO – 6A & 6B Aggregate reporting for all products ordered through IMA-GUI and, separately, IMA-EDI (see disaggregation reporting).	<b>Standard:</b> 6 hours
<b>Availability:</b> Available	<b>Notes:</b> <ol style="list-style-type: none"> <li>The time a notice is “made available” via the IMA-GUI is the time Qwest stores a status update related to the completion notice in the IMA Status Updates database. When this occurs, the notice can be immediately viewed by the CLEC using the Status Updates window or by using the LSR Notice Inquiry function.</li> <li>Initially the end time for PO-6B was the time a notice is “made available” via IMA-EDI. This is the time Qwest completed processing for the completion notice in IMA immediately prior to transmission. Qwest developed the ability to</li> </ol>

**PO-7 – Billing Completion Notification Timeliness (continued)**

	capture the transmission date and time from EDI and began basing the end time on the EDI transmit date and time effective with Jan 02 data.
--	---

## PO-7 – Billing Completion Notification Timeliness

<p><b>Purpose:</b> To evaluate the timeliness with which electronic billing completion notifications are made available or transmitted to CLECs, focusing on the percentage of notifications that are made available or transmitted (for CLECs) or posted in the billing system (for Qwest retail) within five business days.</p>	
<p><b>Description:</b> <u>PO-7A &amp; 7B:</u></p> <ul style="list-style-type: none"> <li>This measurement includes all orders posted in the CRIS billing system for which billing completion notices are made available or transmitted in the reporting period, subject to exclusions shown below.</li> <li>Intervals used in this measurement are from the time a service order is completed in the SOP to the time billing completion for the order is made available or transmitted to the CLEC. <ul style="list-style-type: none"> <li>The time a notice is “made available” via the IMA-GUI consists of the time Qwest stores the completion notice in the IMA Status Updates database. When this occurs, the notice can be immediately viewed by the CLEC using the Status Updates window.</li> <li>The time a notice is “transmitted” via IMA-EDI consists of the time Qwest actually transmits the completion notice via EDI. Applicable only to those CLECs who are certified and setup to receive the notices via EDI. <sup>NOTE 1</sup></li> </ul> </li> <li>The start time is when the completion of the service order is posted in the Qwest SOP. The end time is when, confirming that the order has been posted in the CRIS billing system, the electronic billing completion notice is made available to the CLEC via the same ordering interface (IMA-GUI or IMA-EDI) as used to submit the LSR.</li> <li>Intervals counted in the numerator of these measurements are those that are five business days or less.</li> </ul> <p><u>PO-7C:</u></p> <ul style="list-style-type: none"> <li>This measurement includes all retail orders posted in the CRIS Billing system in the reporting period, subject to exclusions shown below.</li> <li>Intervals used in this measurement are from the time an order is completed in the SOP to the time it is posted in the CRIS billing system.</li> <li>The start time is when the completion of the order is posted in the SOP. The end time is when the order is posted in the CRIS billing system.</li> <li>Intervals counted in the numerator of this measurement are those that are five business days or less.</li> </ul>	
<p><b>Reporting Period:</b> One month</p>	<p><b>Unit of Measure:</b> Percent</p>
<p><b>Reporting Comparisons:</b> PO-7A and -7B: CLEC aggregate and individual CLEC results. PO-7C: Qwest retail results.</p>	<p><b>Disaggregation Reporting:</b> Statewide level.</p> <ul style="list-style-type: none"> <li>PO-7A Notices made available via IMA-GUI</li> <li>PO-7B Notices transmitted via IMA-EDI</li> <li>PO-7C Billing system posting completions for Qwest Retail</li> </ul>
<p><b>Formula:</b> <u>For wholesale service orders Qwest generates for LSRs received via IMA:</u></p> <p>PO-7A = (Number of electronic billing completion notices in the reporting period made available within five business days of posting complete in the SOP) ÷ (Total Number of electronic billing completion notices made available during the reporting period)</p> <p>PO-7B = (Number of electronic billing completion notices in the reporting period transmitted within five business days of posting complete in the SOP) ÷ (Total Number of electronic billing completion notices transmitted during the reporting period)</p> <p><u>For service orders Qwest generates for retail customers (i.e., the retail analogue for PO-7A &amp; -7B):</u></p> <p>PO-7C = (Total number of retail service orders posted in the CRIS billing system in the reporting period that were posted within 5 business days) ÷ (Total number of retail service orders posted in the CRIS billing system in the reporting period)</p>	

**PO-7 – Billing Completion Notification Timeliness (continued)**

<p><b>Exclusions:</b>                  PO-7A, 7B &amp; 7C</p> <ul style="list-style-type: none"> <li>• Services that are not billed through CRIS, e.g. Resale Frame Relay.</li> <li>• Records with invalid completion dates.</li> </ul> <p>PO-7A &amp; 7B</p> <ul style="list-style-type: none"> <li>• LSRs submitted manually.</li> <li>• ASRs submitted via EXACT.</li> </ul>	
<p><b>Product Reporting:</b>                  Aggregate reporting for all products ordered through IMA-GUI and, separately, IMA-EDI (see disaggregation reporting).</p>	<p><b>Standard:</b>                  PO-7A and -7B: Parity with PO-7C</p>
<p><b>Availability:</b>                  Available</p>	<p><b>Notes:</b></p> <ol style="list-style-type: none"> <li>1. Prior to Jan 02 the end time for EDI was based on the time a notice was "made available". The time a notice was "made available" via IMA-EDI consisted of the time Qwest completed processing for the completion notice in IMA immediately prior to transmission of the EDI notification.</li> </ol>

## PO-8 – Jeopardy Notice Interval

<b>Purpose:</b> Evaluates the timeliness of jeopardy notifications, focusing on how far in advance of original due dates jeopardy notifications are provided to CLECs (regardless of whether the due date was actually missed).	
<b>Description:</b> Measures the average time lapsed between the date the customer is first notified of an order jeopardy event and the original due date of the order. <ul style="list-style-type: none"> <li>Includes all orders completed in the reporting period that received jeopardy notifications.</li> </ul>	
<b>Reporting Period:</b> One month	<b>Unit of Measure:</b> Average Business days <sup>NOTE 1</sup>
<b>Reporting Comparisons:</b> CLEC aggregate, individual CLEC and Qwest Retail results	<b>Disaggregation Reporting:</b> Statewide level. (This measure is reported by jeopardy notification process as used for the categories shown under Product Reporting.)
<b>Formula:</b> $[\Sigma(\text{Date of the original due date of orders completed in the reporting period that received jeopardy notification} - \text{Date of the first jeopardy notification}) \div \text{Total orders completed in the reporting period that received jeopardy notification}]$	
<b>Exclusions:</b> <ul style="list-style-type: none"> <li>Jeopardies done after the original due date is past.</li> <li>Records involving official company services.</li> <li>Records with invalid due dates or application dates.</li> <li>Records with invalid completion dates.</li> <li>Records with invalid product codes.</li> <li>Records missing data essential to the calculation of the measurement per the PID.</li> </ul>	
<b>Product Reporting:</b> <ul style="list-style-type: none"> <li>A Non-Designed Services</li> <li>B Unbundled Loops (with or without Number Portability)</li> <li>C LIS Trunks</li> <li>D UNE-P (POTS)</li> </ul>	<b>Standard:</b> <ul style="list-style-type: none"> <li>A Parity with Retail POTS</li> <li>B Parity with Retail POTS</li> <li>C Parity with Feature Group D (FGD) services</li> <li>D Parity with Retail POTS</li> </ul>
<b>Availability:</b> Available	<b>Notes:</b> <ol style="list-style-type: none"> <li>Effective with Dec 01 data in the Apr 02 report, for PO-8A and -D, Saturday is counted as a business day for all non-dispatched orders for Resale Residence, Resale Business, and UNE-P (POTS), as well as for the retail analogues specified above as standards. For dispatched orders for Resale Residence, Resale Business, and UNE-P (POTS) and for all other products reported under PO-8B and -8C, Saturday is counted as a business day when the service order is due on Saturday.</li> </ol>



## PO-9 – Timely Jeopardy Notices

<b>Purpose:</b> When original due dates are missed, measures the extent to which Qwest notifies customers in advance of jeopardized due dates.	
<b>Description:</b> Measures the percentage of late orders for which advance jeopardy notification is provided. <ul style="list-style-type: none"> <li>Includes all inward orders (Change, New, and Transfer order types) assigned a due date by Qwest and which are completed/closed in the reporting period that missed the original due date. Change order types included in this measurement consist of all C orders representing inward line activity (with "I" and "T" action-coded line USOCs). <sup>NOTE 1</sup></li> <li>Missed due date orders with jeopardy notifications provided on or after the original due date is past will be counted in the denominator of the formula but will not be counted in the numerator.</li> </ul>	
<b>Reporting Period:</b> One month	<b>Unit of Measure:</b> Percent
<b>Reporting Comparisons:</b> CLEC aggregate, individual CLEC and Qwest Retail results	<b>Disaggregation Reporting:</b> Statewide level. (This measure is reported by jeopardy notification process as used for the categories shown under Product Reporting.)
<b>Formula:</b> $\frac{\text{(Total missed due date orders completed in the reporting period that received jeopardy notification in advance of original due date)}}{\text{(Total number of missed due date orders completed in the reporting period)}} \times 100$	
<b>Exclusions:</b> <ul style="list-style-type: none"> <li>Orders missed for customer reasons.</li> <li>Records with invalid product codes.</li> <li>Records involving official company services.</li> <li>Records with invalid due dates or application dates.</li> <li>Records with invalid completion dates.</li> <li>Records with invalid product codes.</li> <li>Records missing data essential to the calculation of the measurement per the PID.</li> </ul>	
<b>Product Reporting:</b> <ul style="list-style-type: none"> <li>A Non-Designed Services</li> <li>B Unbundled Loops (with or without Number Portability)</li> <li>C LIS Trunks (available)</li> <li>D UNE-P (POTS)</li> </ul>	<b>Standard:</b> <ul style="list-style-type: none"> <li>A Parity with Retail POTS</li> <li>B Parity with Retail POTS</li> <li>C Parity with Feature Group D (FGD) Services</li> <li>D Parity with Retail POTS</li> </ul>
<b>Availability:</b> Available	<b>Notes:</b> <ol style="list-style-type: none"> <li>Prior to Aug 01 results, the specified Change order types (i.e., with "I" &amp; "T" action codes) included some orders that do not strictly represent additional lines (in both wholesale and retail results). Specifically these include changes to existing lines, such as conversions, number changes, PIC changes, and class of service changes. Beginning with Aug 01 results Qwest developed the capability to exclude "Change" service orders that do not involve installation of lines.</li> </ol>

## PO-10 – LSR Accountability

<b>Purpose:</b> Evaluates the degree to which Qwest can account for all LSRs received electronically.	
<b>Description:</b> Measures the number of LSRs received via IMA-GUI and IMA-EDI interfaces that Qwest has issued (confirmed) or accounted for in specific status categories, as a percentage of all LSRs received in the reporting period. <ul style="list-style-type: none"> <li>● Includes all LSRs that are received via the IMA-GUI and IMA-EDI interfaces, subject to exclusions specified below.</li> <li>● Status categories accounted for include:             <ul style="list-style-type: none"> <li>– Pending (i.e., assigned to a center representative for handling);</li> <li>– Supplemented (i.e., subsequent version of request that has not been confirmed or rejected at time of reporting);</li> <li>– Cancelled (by the CLEC prior to Qwest returning confirmation to the CLEC);</li> <li>– Rejected (i.e., rejection notice has been sent to the CLEC);</li> <li>– Issued (i.e., the order has been processed and confirmation has been returned to the CLEC);</li> <li>– Error (i.e., auto-logging error indicating a field value mismatch between the electronic interface and the Customer Request Management (CRM) system, at time of reporting, in parallel with the ordering processing in a manner that does not impede timeliness);</li> <li>– Project (i.e., routed to project management for handling);</li> </ul> </li> </ul>	
<b>Reporting Period:</b> One month	<b>Unit of Measure:</b> Percent
<b>Reporting Comparisons:</b> CLEC aggregate results	<b>Disaggregation Reporting:</b> Region-wide level.
<b>Formula:</b> $\left[ \frac{\text{Count of all LSRs issued or in status categories specified above}}{\text{Total number of LSRs received in reporting period}} \right] \times 100^{\text{NOTE 1}}$	
<b>Exclusions:</b> <ul style="list-style-type: none"> <li>● Front-end rejects (e.g., 997 notifications) that would not be eligible for confirmation or rejection</li> </ul>	
<b>Product Reporting:</b> None	<b>Standard:</b> <b>ROC States:</b> Diagnostic <sup>NOTE 2</sup> <b>CO:</b> 99 percent
<b>Availability:</b> Available	<b>Notes:</b> <ol style="list-style-type: none"> <li>1. Results that nominally exceed 100 percent may be due to timing differences in obtaining the quantities for the status categories (numerator) and for the total LSRs received (denominator). It is also possible for results to nominally fall short of 100 percent for the same reason.</li> <li>2. Because Qwest has a mechanized auto-logging process for tracking LSRs, Qwest believes the ROC TAG will determine this measurement to be unnecessary after being audited in the ROC Test. Accordingly, Qwest may approach the TAG to withdraw this measurement after the Test, after reporting multiple consecutive months demonstrating that Qwest adequately tracks and accounts for LSRs.</li> </ol>

## PO-15 – Number of Due Date Changes per Order

<b>Purpose:</b> To evaluate the extent to which Qwest changes due dates on orders.	
<b>Description:</b> Measures the average number of Qwest due date changes per order. <ul style="list-style-type: none"> <li>Includes all inward orders (Change, New, and Transfer order types) that have been assigned a due date in the reporting period subject to the exclusions below. Change order types for additional lines consist of all "C" orders representing inward activity (with "I" and "T" action coded line USOCs.<sup>NOTE 1</sup></li> <li>Counts all due date changes made for Qwest reasons following assignment of the original due date.</li> </ul>	
<b>Reporting Period:</b> One month	<b>Unit of Measure:</b> Average Number of Due Date Changes
<b>Reporting Comparisons:</b> CLEC aggregate, individual CLEC, and Qwest retail results.	<b>Disaggregation Reporting:</b> Statewide level.
<b>Formula:</b> $\Sigma(\text{Count of Qwest due date changes on all orders}) \div (\text{Total orders in reporting period})$	
<b>Exclusions:</b> <ul style="list-style-type: none"> <li>Customer requested due date changes.</li> <li>Records involving official company services.</li> <li>Records with invalid due dates or application dates.</li> <li>Records with invalid product codes.</li> <li>Records missing data essential to the calculation of the measurement per the PID.</li> </ul>	
<b>Product Reporting:</b> None	<b>Standard:</b> Diagnostic
<b>Availability:</b> Available	<b>Notes:</b> <ol style="list-style-type: none"> <li>Prior to Aug 01 results the specified Change order types (i.e., with "I" &amp; "T" action codes) included some orders that do not strictly represent additional lines (in both wholesale and retail results). Specifically these include changes to existing lines, such as conversions, number changes, PIC changes, and class of service changes. Beginning with Aug 01 results Qwest developed the capability to exclude "Change" service orders that do not involve installation of lines.</li> </ol>

## PO-16– Timely Release Notifications

### Purpose:

Measures the percent of release notifications for changes to specified OSS interfaces sent by Qwest to CLECs within the intervals specified within the intervals and scope specified within the change management plan found on Qwest’s Change Management Process, (CMP) website at <http://www.qwest.com/wholesale/cmp/whatiscmp.html>.

### Description:

- Measures the percent of timely release notices that are sent by Qwest within the intervals/timeframes prescribed by the release notification procedure on Qwest’s CMP website. <sup>NOTE 1</sup>
  - Release notices measured are:
    - Draft Technical Specifications (for App to App interfaces only);
    - Final Technical Specifications (for App to App interfaces only);
    - Draft Release Notices (for GUI interfaces only);
    - For the following OSS interfaces:
      - IMA-GUI, IMA-EDI;
      - CEMR; <sup>NOTE 2</sup>
      - Exchange Access, Control, & Tracking (EXACT); <sup>NOTE 3</sup>
      - Electronic Bonding - Trouble Administration (EB -TA); <sup>NOTE 4</sup>
      - IABS and CRIS Summary Bill Outputs; <sup>NOTE 7</sup>
      - Loss and Completion Records; <sup>NOTE 7</sup>
      - New OSS interfaces (for introduction notices only.) <sup>NOTE 6</sup>
  - Also included are notifications for connectivity or system function changes to Resale Product Database.
  - Includes OSS interface release notifications by Qwest relating to the following products and service categories: LIS/Interconnection, Collocation, Unbundled Network Elements (UNE), Ancillary, and Resale Products and Services.
  - Includes OSS interface release notifications by Qwest to CLECs for the following OSS functions: Pre-Ordering, Ordering, Provisioning, Repair and Maintenance, and Billing.
  - Includes Types of Changes as specified in the “Qwest Wholesale Change Management Process Document” (Section 4 – Types of Changes).
  - Includes all OSS interface release notifications pertaining to the above OSS systems, subject to the exclusions specified below.
- Release Notifications sent on or before the date required by the CMP are considered timely. A release notification “sent date” is determined by the date of the e-mail sent by Qwest that provides the Release Notification. <sup>NOTE 8</sup>
- Release Notifications sent after the date required by the (CMP) are considered untimely. Release Notifications required but not sent are considered untimely.

<b>Reporting Period:</b> One month	<b>Unit of Measure:</b> Percent
<b>Reporting Comparisons:</b> CLEC Aggregate	<b>Disaggregation Reporting:</b> Region-wide level.
<b>Formula:</b> $\left[ \frac{\text{Number of required release notifications for specified OSS interface changes made within the reporting period that are sent on or before the date required by the change management plan (CMP)}}{\text{Total number of required release notifications for specified OSS interface changes within reporting period}} \right] \times 100$	
<b>Exclusions:</b> <ul style="list-style-type: none"> <li>• Changes to be implemented on an expedited basis (exception to OSS notification intervals) as mutually agreed upon by CLECs and Qwest through the CMP.</li> <li>• Changes where Qwest and CLECs agree, through the CMP, that notification is unnecessary.</li> </ul>	
<b>Product Reporting:</b> None	<b>Standard:</b> Vol. 1-10: No more than one

**PO-16 Timely Release Notifications (continued)**

	untimely notification Vol. > 10: 92.5% timely notifications
<b>Availability:</b> Available	<b>Notes:</b> <ol style="list-style-type: none"> <li>1. The Change Management Process (CMP) specifies the intervals for release notifications by type of notification. These intervals are documented in the change management plan.</li> <li>2. CEMR replaced CTAS in April 01. CTAS will not be included in this measure because it is scheduled for retirement at the end of May 01.</li> <li>3. EXACT is a Telecordia system. Only release notifications for changes initiated by Qwest for hardware or connectivity will be included in this measurement.</li> <li>4. EB-TA is the same system as MEDIACC.</li> <li>5. The documents described in section "9.0 – Retirement of Existing OSS Interfaces" of the "Qwest Wholesale Change Management Process Document" as "Initial Retirement Notice" and "Final Retirement Notice."</li> <li>6. The documents described in section "7.0 – Introduction of New OSS Interface" of the "Qwest Wholesale Change Management Process Document" as "Initial Release Announcement and Preliminary Implementation Plan" (new App to App only), "Initial Interface Technical Specification" (new App to App only), "Final Interface Technical Specifications (new App to App only), "Release Notification" (new GUI only). CMP notices for "Introduction of a New OSS" are to be included in this measurement even though the new system is not explicitly listed in the "Description" section of this PID. However, once implemented, the system will not be added to the measurement for purposes of measuring release, change and retirement notifications unless specifically incorporated as an authorized change to the PID.</li> <li>7. CRIS, IABS, and Loss and Completions will adhere to the notification intervals documented in section 8.1 – Changes to Existing Application to Application Interface.</li> <li>8. Prior to April 4, 2002 the interval used to determine timeliness was based on CICMP guidelines. Effective April 4, 2002 the intervals used to determine timeliness are based on CMP guidelines.</li> </ol>

## PO-19 – Stand-Alone Test Environment (SATE) Accuracy

<b>Purpose:</b> Evaluates Qwest’s ability to provide accurate production-like tests to CLECs for testing both new releases and between releases in the SATE environment.	
<b>Description:</b> <ul style="list-style-type: none"> <li>Measures the percentage of test transactions published in the <i>IMA EDI Data Document – for the Stand Alone Test Environment (SATE)</i> that are successfully executed in SATE at the time a new IMA Release is deployed to SATE. In months where no release activity occurs, measures the percentage of test transactions published in the current IMA EDI Data Document-for the Stand Alone Test Environment (SATE) that are successfully executed in SATE during the mid-release monthly performance test.</li> <li>Includes one test transaction for each scenario published in the <i>IMA EDI Data Document – for the Stand Alone Test Environment (SATE)</i>.</li> <li>Test transactions will be executed for each of the IMA releases supported in SATE utilizing all current versions of the <i>IMA EDI Data Document – for the Stand Alone Test Environment (SATE)</i>.</li> <li>The successful execution of a transaction is determined by the Qwest Test Engineer according to:           <ul style="list-style-type: none"> <li>The expected results of the test scenario as described in the <i>IMA EDI Data Document – for the Stand Alone Test Environment (SATE)</i> and the EDI disclosure document.</li> <li>The transactions strict adherence to business rules published in Qwest’s most current IMA EDI Disclosure Documentation for each release and the associated Addenda.</li> </ul> </li> <li>For this measurement, Qwest will execute the test transactions in the Stand-Alone Test Environment.           <ul style="list-style-type: none"> <li>Release related test transactions will be executed when a full or point release of IMA is installed in SATE. These transactions will be executed within five business days of the numbered release being originally installed in SATE. This five-business day period will be referred to as the “Testing Window.”<sup>1</sup></li> <li>Mid-release monthly performance test transactions will be executed in the months when no Testing Window for a release is completed. These transactions will be executed on the 15<sup>th</sup>, or the nearest working day to the 15<sup>th</sup> of the month, in the months when no release related test transactions are executed.</li> </ul> </li> <li>Test transaction results will be included in the Reporting Period during which the release transactions or mid-release test transactions are completed.</li> </ul>	
<b>Reporting Period:</b> One month	<b>Unit of Measure:</b> Percent
<b>Reporting Comparisons:</b> None	<b>Disaggregation Reporting:</b> None
<b>Formula:</b> $[(\text{Total number of successfully completed SATE test transactions executed for a Software Release or Mid-release performance test completed in the Reporting Period}) \div (\text{Total number of SATE test transactions executed for a Software Release or Mid-release performance test completed in the Reporting Period})] \times 100$	
<b>Exclusions:</b> None	
<b>Product Reporting:</b> None	<b>Standard:</b> 95% <sup>NOTE 2</sup>
<b>Availability:</b> Available	<b>Notes:</b> <ol style="list-style-type: none"> <li>Due to accelerated implementation schedule for this PID the “Testing Window” associated with the 8.1 release will be within 12 business days of the 8.1 release being originally installed in SATE.</li> <li>The 95% benchmark became effective with</li> </ol>

**PO-16 Timely Release Notifications (continued)**

	Mar 02 data.
--	--------------

## Ordering and Provisioning

### OP-2 – Calls Answered within Twenty Seconds – Interconnect Provisioning Center

<b>Purpose:</b> Evaluates the timeliness of CLEC access to Qwest's interconnection provisioning center(s) and retail customer access to the Business Office, focusing on the extent calls are answered within 20 seconds	
<b>Description:</b> Measures the percentage of (Interconnection Provisioning Center or Retail Business Office) calls that are answered by an agent within 20 seconds of the first ring. <ul style="list-style-type: none"> <li>• Includes all calls to the Interconnect Provisioning Center/Retail Business Office during the reporting period, subject to exclusions specified below.</li> <li>• Abandoned calls are counted as missed.</li> <li>• First ring is defined as when the customer's call is first placed in queue by the ACD (Automatic Call Distributor).</li> <li>• Answer is defined as when the call is first picked up by the Qwest agent.</li> </ul>	
<b>Reporting Period:</b> One month	<b>Unit of Measure:</b> Percent
<b>Reporting Comparisons:</b> CLEC aggregate and Qwest Retail results	<b>Disaggregation Reporting:</b> Region-wide level.
<b>Formula:</b> $[(\text{Total Calls Answered by Center within 20 seconds}) \div (\text{Total Calls received by Center})] \times 100$	
<b>Explanation:</b> Percentage is derived from total number of calls answered within 20 seconds divided by total number of calls received.	
<b>Exclusions:</b> Time spent in the VRU Voice Response Unit is not counted.	
<b>Product Reporting:</b> Not applicable	<b>Standard:</b> Parity
<b>Availability:</b>  Available	<b>Notes:</b>



### OP-3 – Installation Commitments Met

<p><b>Purpose:</b> Evaluates the extent to which Qwest installs services for Customers by the scheduled due date.</p>	
<p><b>Description:</b> Measures the percentage of orders for which the scheduled due date is met.</p> <ul style="list-style-type: none"> <li>All inward orders (Change, New, and Transfer order types) assigned a due date by Qwest and which are completed/closed during the reporting period are measured, subject to exclusions specified below. Change order types included in this measurement consist of all C orders representing inward activity (with "I" and "T" action coded line USOCs). <sup>NOTE 1</sup> Also included are orders with customer-requested due dates longer than the standard interval.</li> <li>Completion date on or before the Applicable Due Date recorded by Qwest is counted as a met due date. The Applicable Due Date is the original due date or, if changed or delayed by the customer, the most recently revised due date, subject to the following: If Qwest changes a due date for Qwest reasons, the Applicable Due Date is the customer-initiated due date, if any, that is (a) subsequent to the original due date and (b) prior to a Qwest-initiated, changed due date, if any.</li> </ul>	
<p><b>Reporting Period:</b> One month</p>	<p><b>Unit of Measure:</b> Percent</p>
<p><b>Reporting Comparisons:</b> CLEC aggregate, individual CLEC and Qwest Retail results</p>	<p><b>Disaggregation Reporting:</b> Statewide level.</p> <ul style="list-style-type: none"> <li>Results for product/services listed in Product Reporting under "MSA-Type Disaggregation" will be reported according to orders involving: OP-3A Dispatches within MSAs; OP-3B Dispatches outside MSAs; and OP-3C No dispatches.</li> <li>Results for products/services listed in Product Reporting under "Zone-type Disaggregation" will be disaggregated according to installations: OP-3D In Interval Zone 1 areas; and OP-3E In Interval Zone 2 areas.</li> </ul>
<p><b>Formula:</b>  <math display="block">\frac{[(\text{Total Orders completed in the reporting period on or before the Applicable Due Date}) \div (\text{Total Orders Completed in the Reporting Period})] \times 100}{}</math> </p> <p><u>Explanation:</u> The percent commitments met is obtained by dividing the total number of service orders completed on or before the Applicable Due Date (as defined in the description above) by the total number of service orders completed during the measurement period.</p>	
<p><b>Exclusions:</b></p> <ul style="list-style-type: none"> <li>Disconnect, From (another form of disconnect) and Record order types.</li> <li>Due dates missed for standard categories of customer and non-Qwest reasons. Standard categories of customer reasons are: previous service at the location did not have a customer-requested disconnect order issued, no access to customer premises, and customer hold for payment. Standard categories of non-Qwest reasons are: Weather, Disaster, and Work Stoppage.</li> <li>Records involving official company services.</li> <li>Records with invalid due dates or application dates.</li> <li>Records with invalid completion dates.</li> <li>Records with invalid product codes.</li> <li>Records missing data essential to the calculation of the measurement per the PID.</li> </ul>	

### OP – 3 Installation Commitments Met (continued)

Product Reporting:	Standards:
<b>MSA-Type Disaggregation -</b>	
• Resale	
Residential single line service	Parity with retail service
Business single line service	Parity with retail service
Centrex	Parity with retail service
Centrex 21	Parity with retail service
DS0 (non-designed provisioning)	Parity with retail service
PBX Trunks (non-designed provisioning)	Parity with retail service
Primary ISDN (non-designed provisioning)	Parity with retail service
Basic ISDN (non-designed provisioning)	Parity with retail service
Qwest DSL (non-designed provisioning)	Parity with retail service
• Unbundled Network Element – Platform (UNE-P) (POTS)	Parity with like retail service
• Unbundled Network Element – Platform (UNE-P) (Centrex 21 )	Parity with retail Centrex 21
• Unbundled Network Element – Platform (UNE-P) (Centrex )	Parity with retail Centrex
• Unbundled Loop – Analog (non-designed)	90%
• Shared Loop/Line Sharing	<b>ROC States:</b> 95% <b>CO:</b> 90%
• Sub-Loop Unbundling	<b>ROC States:</b> Diagnostic <b>CO:</b> 90%
<b>Zone-Type Disaggregation -</b>	
• Resale	
Primary ISDN (designed provisioning)	Parity with retail service
Basic ISDN (designed provisioning)	Parity with retail service
DS0 (designed provisioning)	Parity with retail service
DS1	Parity with retail service
PBX Trunks (designed provisioning)	Parity with retail service
Qwest DSL (designed provisioning)	Parity with retail service
DS3 and higher bit-rate services (aggregate)	Parity with retail service
Frame Relay	Parity with retail service
• LIS Trunks	Parity with Feature Group D (aggregate)
• Unbundled Dedicated Interoffice Transport (UDIT)	
UDIT – DS1 level	Parity with retail DS1 Private Line
UDIT – Above DS1 level	Parity with retail Private Lines above DS1 level
Dark Fiber – IOF	Diagnostic
• Unbundled Loops:	
Analog Loop (designed provisioning)	90%
Non-loaded Loop (2-wire)	90%
Non-loaded Loop (4-wire)	Parity with retail DS1 Private Line
DS1-capable Loop	Parity with retail DS1 Private Line
ISDN-capable Loop	Parity with retail ISDN BRI
ADSL-qualified Loop	90%
Loop types of DS3 and higher bit-rates (aggregate)	Parity with retail DS3 and higher bit-rate Private Line services (aggregate)
Dark Fiber – Loop	Diagnostic
Loops with Conditioning	90%
• E911/911 Trunks	Parity with retail E911/911 Trunks
• Enhanced Extended Links (EELs)	90%

### OP – 3 Installation Commitments Met (continued)

<p><b>Availability:</b> Available (except as noted below_</p> <p>Under Development:</p> <ul style="list-style-type: none"><li>• Reporting of UNE-P Centrex 21 – beginning with Dec 01 data on the Jun 02 report.</li></ul>	<p><b>Notes:</b></p> <ol style="list-style-type: none"><li>1. Prior to Aug 01 results the specified Change order types (i.e., with "I" &amp; "T" action codes) included some orders that do not strictly represent additional lines (in both wholesale and retail results). Specifically these include changes to existing lines, such as conversions, number changes, PIC changes, and class of service changes. Beginning with Aug 01 results Qwest developed the capability to exclude "Change" service orders that do not involve installation of lines.</li></ol>
--	--

## OP-4 – Installation Interval

<p><b>Purpose:</b> Evaluates the timeliness of Qwest's installation of services for customers, focusing on the average time to install service.</p>	
<p><b>Description:</b> Measures the average interval (in business days)<sup>NOTE 1</sup> between the application date<sup>NOTE 4</sup> and the completion date for service orders accepted and implemented.</p> <ul style="list-style-type: none"> <li>• Includes all inward orders (Change, New, and Transfer order types) assigned a due date by Qwest and which are completed/closed during the reporting period, subject to exclusions specified below. Change order types for additional lines consist of all C orders representing inward activity (with "I" and "T" action coded line USOCs).<sup>NOTE 2</sup></li> <li>• Intervals for each measured event are counted in whole days: the application date is day zero (0); the day following the application date is day one (1).</li> <li>• The Applicable Due Date is the original due date or, if changed or delayed by the customer, the most recently revised due date, subject to the following: If Qwest changes a due date for Qwest reasons, the Applicable Due Date is the customer-initiated due date, if any, that is (a) subsequent to the original due date and (b) prior to a Qwest-initiated, changed due date, if any.<sup>NOTE 3</sup></li> <li>• Time intervals associated with customer-initiated due date changes or delays occurring after the Applicable Due Date, as applied in the formula below, are calculated by subtracting the latest Qwest-initiated due date, if any, following the Applicable Due Date, from the subsequent customer-initiated due date, if any.<sup>NOTE 3</sup></li> </ul>	
<p><b>Reporting Period:</b> One month</p>	<p><b>Unit of Measure:</b> Average Business Days</p>
<p><b>Reporting Comparisons:</b> CLEC aggregate, individual CLEC and Qwest Retail results</p>	<p><b>Disaggregation Reporting:</b> Statewide level.</p> <ul style="list-style-type: none"> <li>• Results for product/services listed in Product Reporting under "MSA-Type Disaggregation" will be reported according to orders involving: OP-4A Dispatches within MSAs; OP-4B Dispatches outside MSAs; and OP-4C No dispatches.</li> <li>• Results for products/services listed in Product Reporting under "Zone-type Disaggregation" will be disaggregated according to installations: OP-4D In Interval Zone 1 areas; and OP-4E In Interval Zone 2 areas.</li> </ul>
<p><b>Formula:</b>  <math display="block">\frac{\sum[(\text{Order Completion Date}) - (\text{Order Application Date}) - (\text{Time interval between the Original Due Date and the Applicable Date}) - (\text{Time intervals associated with customer-initiated due date changes or delays occurring after the Applicable Due Date})]}{\text{Total Number of Orders Completed in the reporting period}}</math> </p> <p><u>Explanation:</u> The average installation interval is derived by dividing the sum of installation intervals for all orders (in business days)<sup>NOTE 1</sup> by total number of service orders completed in the reporting period.</p>	

## OP-4 – Installation Interval (continued)

### Exclusions:

- Orders with customer requested original due dates greater than the current standard interval. (This exclusion does not apply to LIS trunks, E911 and products involving dispatches reported under “MSA-Type Disaggregation,” for which orders for all requested intervals are included. These exceptions to this exclusion will be removed as Qwest develops the corresponding measurement capability, at which time this definition will be updated.)
- Disconnect, From (another form of disconnect) and Record order types.
- Records involving official company services.
- Records with invalid due dates or application dates.
- Records with invalid completion dates.
- Records with invalid product codes.
- Records missing data essential to the calculation of the measurement per the PID.

**OP-4 – Installation Interval (continued)**

<b>Product Reporting:</b>	<b>Standards:</b>
<b>MSA-Type Disaggregation -</b>	
• Resale	
Residential single line service	Parity with retail service
Business single line service	Parity with retail service
Centrex	Parity with retail service
Centrex 21	Parity with retail service
DS0 (non-designed provisioning)	Parity with retail service
PBX Trunks (non-designed provisioning)	Parity with retail service
Primary ISDN (non-designed provisioning)	Parity with retail service
Basic ISDN (non-designed provisioning)	Parity with retail service
Qwest DSL (non-designed provisioning)	Parity with retail service
• Unbundled Network Element – Platform (UNE-P) (POTS)	Parity with like retail service
• Unbundled Network Element – Platform (UNE-P) (Centrex 21 )	Parity with retail Centrex 21
• Unbundled Network Element – Platform (UNE-P) (Centrex)	Parity with retail Centrex
• Unbundled Loop – Analog (non-designed)	6 days
• Shared Loop/Line Sharing	3.3 days
• Sub-Loop Unbundling	<b>ROC States:</b> Diagnostic <b>CO: 6 days</b>
<b>Zone-Type Disaggregation -</b>	
• Resale	
Primary ISDN (designed provisioning)	Parity with retail service
Basic ISDN(designed provisioning)	Parity with retail service
DS0 (designed provisioning)	Parity with retail service
DS1	Parity with retail service
PBX Trunks (designed provisioning)	Parity with retail service
Qwest DSL (designed provisioning)	Parity with retail service
DS3 and higher bit-rate services (aggregate)	Parity with retail service
Frame Relay	Parity with retail service
• LIS Trunks	Parity with Feature Group D (aggregate)
• Unbundled Dedicated Interoffice Transport (UDIT)	
UDIT – DS1 level	Parity with DS1 Private Line Service
UDIT – Above DS1 level	Parity with Private Lines above DS1 level
Dark Fiber – IOF	Diagnostic
• Unbundled Loops:	
Analog Loop (designed provisioning)	6 days
Non-loaded Loop (2-wire)	6 days
Non-loaded Loop (4-wire)	Parity with retail DS1 Private Line
DS1-capable Loop	Parity with retail DS1 Private Line
ISDN-capable Loop	Parity with retail ISDN BRI
ADSL-qualified Loop	6 days
Loop types of DS3 and higher bit-rates (aggregate)	Parity with retail DS3 and higher bit-rate services (aggregate)
Dark Fiber – Loop	Diagnostic
Loops with Conditioning	15 days
• E911/911 Trunks	Parity with retail E911/911 Trunks
• Enhanced Extended Links (EELs)	Diagnostic

## OP-4 – Installation Interval (continued)

<p><b>Availability:</b> Available: (except as specified below) Under Development:</p> <ul style="list-style-type: none"><li>• Refinement of application date treatment for LSRs received after specified cutoff times (per Note 4) – beginning with Dec 01 data on the Jun 02 report.</li><li>• Reporting of UNE-P Centrex 21 – beginning with Dec 01 data on the Jun 02 report.</li><li>• Reporting 15 day benchmark on results report – beginning on Jun 02 report.</li></ul>	<p><b>Notes:</b></p> <ol style="list-style-type: none"><li>1. For OP-4C, Saturday is counted as a business day for all orders for Resale Residence, Resale Business, and UNE-P (POTS), as well as for the retail analogues specified above as standards. For all other products under OP-4C and for all products under OP-4A, -4B, -4D, and -4E (effective with Dec 01 results and forward, beginning in the Apr 02 report). Saturday is counted as a business day when the service order is due or completed on Saturday.</li><li>2. Prior to Aug 01 results the specified Change order types (i.e., with "I" &amp; "T" action codes) included some orders that do not strictly represent additional lines (in both wholesale and retail results). Specifically these include changes to existing lines, such as conversions, number changes, PIC changes, and class of service changes. Beginning with Aug 01 results Qwest developed the capability to exclude "Change" service orders that do not involve installation of lines.</li><li>3. According to this definition, the Applicable Due Date can change, per successive customer-initiated due date changes or delays, up to the point when a Qwest-initiated due date change occurs. At that point, the Applicable Due Date becomes fixed (i.e., with no further changes) as the date on which it was set prior to the first Qwest-initiated due date change, if any. Following the first Qwest-initiated due date change, any further customer-initiated due date changes or delays are measured as time intervals that are subtracted as indicated in the formula. These delay time intervals are calculated as stated in the description. (Though infrequent, in cases where multiple Qwest-initiated due date changes occur, the stated method for calculating delay intervals is applied to each pair of Qwest-initiated due date change and subsequent customer-initiated due date change or delay. The intervals thus calculated from each pairing of Qwest and customer-initiated due dates are summed and then subtracted as indicated in the formula.) The result of this approach is that Qwest-initiated impacts on intervals are counted in the reported interval, and customer-initiated impacts on intervals are not counted in the reported interval.</li><li>4. Prior to the Jun 02 report, OP-4 results exclude a small subset of orders, due to system limitations that prevent entering a future application date when an LSR is received after the cutoff time and the service order is issued the same day. Beginning with the Jun 02 report, OP-4 results from Dec 01 forward will reflect the elimination of this exclusion.</li></ol>
---	--

## OP-5 – New Service Quality

### **Purpose:**

Evaluates the quality of ordering and installing new services (inward line service orders), focusing on the percentage of newly-installed service orders that are free of CLEC/customer-initiated trouble reports during the provisioning process and within 30 calendar days following installation completion, and focusing on the quality of Qwest's resolution of such conditions with respect to multiple reports.

### **Description:**

Measures two components of new service provisioning quality (OP-5A and -5B) and also reports a combined result (OP-5T), as described below, each as a percentage of all inward line service orders completed in the reporting period that are free of CLEC/customer-reported provisioning and repair trouble reports, as described below. Also measures the percentage of all provisioning and repair trouble reports that constitute multiple trouble reports for the affected service orders. (OP-5R)

- Orders for new services considered in calculating all components of this performance indicator are all inward line service orders completed in the reporting period, including Change (C-type) orders for additional lines/circuits, subject to exclusions shown below. Change order types considered in these measurements consist of all C orders representing inward activity (with "I" and "T" action coded line/circuit USOCs).<sup>NOTE 1</sup>
- Orders for new service installations include conversions (Retail to CLEC, CLEC to CLEC, and same CLEC converting between products).
- Provisioning or repair trouble reports include both out of service and other service affecting conditions, such as features on a line that are missing or do not function properly upon conversion, subject to exclusions shown below.

### **OP-5A: New Service Installation Quality Reported to Repair**

- Measures the percentage of inward line service orders that are free of repair trouble reports<sup>NOTE 2</sup> within 30 calendar days of installation completion, subject to exclusions below.
- Repair trouble reports are defined as CLEC/customer notifications to Qwest of out-of-service and other service affecting conditions for which Qwest opens repair tickets in its maintenance and repair management and tracking systems<sup>NOTE 3</sup> that are closed in the reporting period or the following month,<sup>NOTE 4</sup> subject to exclusions shown below.<sup>NOTE 5</sup>
- Qwest is able to open repair tickets for repair trouble reports received from CLECs/customers once the service order is completed in Qwest's systems.

### **OP-5B: New Service Provisioning Quality**

- Measures the percentage of inward line service orders that are free of provisioning trouble reports during the provisioning process and within 30 calendar days of installation completion, subject to exclusions shown below.
- Provisioning trouble reports are defined as CLEC notifications to Qwest of out of service or other service affecting conditions that are attributable to provisioning activities, including but not limited to LSR/service order mismatches and conversion outages. For provisioning trouble reports, Qwest creates call center tickets in its call center database. Subject to exclusions shown below, call center tickets closed in the reporting period or the following month<sup>NOTE 4</sup> are captured in this measurement. Call center tickets closed to Network reasons will not be counted in OP-5B when a repair trouble report for that order is captured in OP-5A.<sup>NOTE 5, 6</sup>

### **OP-5T: New Service Installation Quality Total**

- Measures the percentage of inward line service orders that are free of repair or provisioning trouble reports during the provisioning process and within 30 calendar days of installation completion, subject to exclusion shown below.

### **OP-5R: New Service Quality Multiple Report Rate**

- Evaluates the quality of Qwest's responses to repair and provisioning trouble reports for inward line service orders completed in the reporting period. This measurement reports, for those service orders that were *not* free of repair or provisioning trouble reports in OP-5A or OP-5B, the percentage of trouble reports affecting the same service orders that were followed by additional repair and provisioning trouble reports, as specified below.



## OP-6 – Delayed Days (continued)

- Measures the percentage of all repair and provisioning trouble reports considered in OP-5A and OP-5B that are additional repair or provisioning trouble reports received by Qwest for the same service order during the provisioning process or within 30 calendar days following installation completion.
- Additional repair or provisioning trouble reports are defined as all such reports that are received following the first report (whether the first report is represented by a call center ticket or a repair ticket) relating to the same service order during the provisioning process or within 30 calendar days following installation completion. In all cases, the trouble reports counted are those that are defined for OP-5A and OP-5B above. <sup>NOTE 7</sup>

**Reporting Period:** One month, reported in arrears (i.e., results first appear in reports one month later than results for measurements that are not reported in arrears), in order to cover the 30-day period following installation.

**Unit of Measure:**  
Percent

**Reporting Comparisons:** CLEC aggregate, individual CLEC and Qwest Retail results

**Disaggregation Reporting:** Statewide level

### Formulas:

**OP-5A** = (Number inward line service orders completed in the reporting period – Number of inward line service orders with any repair trouble reports as specified above) ÷ (Number of inward line service orders completed in the reporting period) x 100

**OP-5B** = (Number of inward line service orders completed in the reporting period – Number of inward line service orders with any provisioning trouble reports as specified above) ÷ (Number of inward line service orders completed in the reporting period) x 100

**OP-5T** = ([Number of inward line service orders completed in the reporting period] – Number of inward line service orders with repair or provisioning trouble reports as defined above under OP-5A or OP-5B, as applicable) ÷ (Number of inward line service orders completed in the reporting period) x 100

**OP-5R** = (Number of all repair and provisioning trouble reports, relating to inward line service orders closed in the reporting period as defined above under OP-5A or OP-5B, that constitute additional repair and provisioning trouble reports, within 30 calendar days following the installation date ÷ Number of all repair and provisioning trouble reports relating to inward line service orders closed in the reporting period, as defined above under OP-5A or OP-5B) x 100

### Exclusions:

Applicable to OP-5A, OP-5T and OP-5R:

- Repair trouble reports attributable to CLEC or coded to non-Qwest reasons as follows:
  - For products measured from MTAS data, repair trouble reports coded to disposition codes for: Customer Action; Non-Telco Plant; Trouble Beyond the Network Interface; and Miscellaneous – Non-Dispatch, non-Qwest (includes CPE, Customer Instruction, Carrier, Alternate Provider); and Reports from other than the CLEC/customer that result in a charge if dispatched.
  - For products measured from WFA (Workforce Administration) data, repair reports coded to codes for: Carrier Action (IEC); Customer Provided Equipment (CPE); Commercial power failure; Customer requested service order activity; and Other non-Qwest.
  - Repair reports coded to disposition codes for referral to another department (i.e., for non-repair ticket resolutions of non-installation-related problems, except cable cuts, which are not excluded).

Applicable to OP-5B, OP-5T and OP-5R only:

- Provisioning trouble reports attributable to CLEC or non-Qwest causes.
- Call center tickets relating to activities that occur as part of the normal process of conversion (i.e., while Qwest is actively and properly engaged in process of converting or installing the service). Provisioning trouble reports involving service orders that, at the time of the calls, have fallen out for manual handling and been disassociated from the related service order, as applicable, will be considered as not in the normal process of conversion and will not be excluded.

Applicable to OP-5A, OP-5B, OP-5T and OP-5R:

- Repair or provisioning trouble reports related to service orders captured as misses under measurements

**OP-6 – Delayed Days (continued)**

- OP-13 (Coordinated Cuts Timeliness) or OP-17 (LNP Timeliness).
- Subsequent repair or provisioning trouble reports of any trouble on the installed service before the original repair or provisioning trouble report is closed.
  - Service orders closed in the reporting period with App Dates earlier than eight months prior to the beginning of the reporting period.
  - Information tickets generated for internal Qwest system/network monitoring purposes.
  - Disconnect, From (another form of disconnect) and Record order types. When out of service or service affecting problems are reported to the call center on conversion and move requests, the resulting call center ticket will be included in the calculation of the numerator in association with the related inward order type even when the call center ticket reflects the problem was caused by the Disconnect or From order.
  - Records involving official Qwest company services.
- Records missing data essential to the calculation of the measurement as defined herein.

<p><b>Product Reporting Categories:</b></p> <ul style="list-style-type: none"> <li>• As specified below – one percentage result reported for each bulleted category under the sub-measurements shown.</li> </ul>	<p><b>Standards:</b></p> <p><b>OP-5A:</b> <u>Parity with retail service</u></p> <p><b>OP-5B:</b> <u>Diagnostic for six months following first reporting. After six months Benchmark (TBD)</u></p> <p><b>OP-5T:</b> <u>Diagnostic</u></p> <p><b>OP-5R:</b> <u>Diagnostic for six months following first reporting. Possible standard (TBD)</u></p> <p>(Where parity comparisons involve multiple service varieties in a product category, weighting based on the retail analogue volumes may be used if necessary to create a comparison that is not affected by different proportions of wholesale and retail analogue volumes in the same reporting category.)</p>
--	---

## OP-6 – Delayed Days (continued)

### OP-6 – Delayed Days

<p><b>Purpose:</b> Evaluates the extent Qwest is late in installing services for customers, focusing on the average number of days that late orders are completed beyond the committed due date.</p>	
<p><b>Description:</b> OP-6A – Measures the average number of business days <sup>NOTE 1</sup> that service is delayed beyond the Applicable Due Date for non-facility reasons attributed to Qwest.</p> <ul style="list-style-type: none"> <li>Includes all inward orders (Change, New, and Transfer order types) that are completed/closed during the reporting period, later, due to non-facility reasons, than the Applicable Due Date recorded by Qwest, subject to exclusions specified below.</li> </ul> <p>OP-6B – Measures the average number of business days <sup>NOTE 1</sup> that service is delayed beyond the Applicable Due Date for facility reasons attributed to Qwest.</p> <ul style="list-style-type: none"> <li>Includes all inward orders (Change, New, and Transfer order types) that are completed/closed during the reporting period later due to facility reasons than the original due date recorded by Qwest, subject to exclusions specified below.</li> </ul> <p><u>For both OP-6A and OP-6B:</u></p> <ul style="list-style-type: none"> <li>Change order types for additional lines consist of “C” orders with “I” and “T” action coded line USOCs. <sup>NOTE 2</sup></li> <li>The Applicable Due Date is the original due date or, if changed or delayed by the customer, the most recently revised due date, subject to the following: If Qwest changes a due date for Qwest reasons, the Applicable Due Date is the customer-initiated due date, if any, that is (a) subsequent to the original due date and (b) prior to a Qwest-initiated, changed due date, if any. <sup>NOTE 3</sup></li> <li>Time intervals associated with customer-initiated due date changes or delays occurring after the Applicable Due Date, as applied in the formula below, are calculated by subtracting the latest Qwest-initiated due date, if any, following the Applicable Due Date, from the subsequent customer-initiated due date, if any. <sup>NOTE 3</sup></li> </ul>	
<p><b>Reporting Period:</b> One month</p>	
<p><b>Unit of Measure:</b> Average Business Days</p>	
<p><b>Reporting Comparisons:</b> CLEC aggregate, individual CLEC and Qwest Retail results</p>	<p><b>Disaggregation Reporting:</b> Statewide level.</p> <ul style="list-style-type: none"> <li>Results for products/services listed under Product Reporting under “MSA-type Disaggregation” will be reported for OP-6A and OP-6B according to orders involving: <ol style="list-style-type: none"> <li>Dispatches within MSAs;</li> <li>Dispatches outside MSAs; and</li> <li>No dispatches.</li> </ol> </li> <li>Results for products/services listed in Product Reporting under “Zone-type Disaggregation” will be disaggregated according to installations: <ol style="list-style-type: none"> <li>In Interval Zone 1 areas; and</li> <li>In Interval Zone 2 areas.</li> </ol> </li> </ul>
<p><b>Formula:</b></p> <p>OP-6A = <math>\frac{\sum[(\text{Actual Completion Date of late order for non-facility reasons}) - (\text{Applicable Due Date of late order}) - (\text{Time intervals associated with customer-initiated due date changes or delays occurring after the Applicable Due Date})]}{(\text{Total Number of Late Orders for non-facility reasons completed in the reporting period})}</math></p> <p>OP-6B = <math>\frac{\sum[(\text{Actual Completion Date of late order for facility reasons}) - (\text{Applicable Due Date of late order}) - (\text{Time intervals associated with customer-initiated due date changes or delays occurring after the Applicable Due Date})]}{(\text{Total Number of Late Orders for facility reasons completed in the reporting period})}</math></p>	

## OP-6 – Delayed Days (continued)

<b>Exclusions:</b>	
<ul style="list-style-type: none"> <li>• Orders affected only by delays that are solely for customer and/or CLEC reasons.</li> <li>• Disconnect, From (another form of disconnect) and Record order types.</li> <li>• Records involving official company services.</li> <li>• Records with invalid due dates or application dates.</li> <li>• Records with invalid completion dates.</li> <li>• Records with invalid product codes.</li> <li>• Records missing data essential to the calculation of the measurement per the PID.</li> </ul>	
<b>Product Reporting:</b>	<b>Standards:</b>
<b>MSA-Type Disaggregation -</b>	
• Resale	
Residential single line service	Parity with retail service
Business single line service	Parity with retail service
Centrex	Parity with retail service
Centrex 21	Parity with retail service
DS0 (non-designed provisioning)	Parity with retail service
PBX Trunks (non-designed provisioning)	Parity with retail service
Primary ISDN (non-designed provisioning)	Parity with retail service
Basic ISDN (non-designed provisioning)	Parity with retail service
Qwest DSL (non-designed provisioning)	Parity with retail service
• Unbundled Network Element – Platform (UNE-P) (POTS)	Parity with like retail service
• Unbundled Network Element – Platform (UNE-P) (Centrex 21 )	Parity with retail Centrex 21
• Unbundled Network Element – Platform (UNE-P) (Centrex)	Parity with retail Centrex
• Unbundled Loop – Analog (non-designed)	Parity with retail Res & Bus POTS with dispatch
• Shared Loop/Line Sharing	Diagnostic
• Sub-Loop Unbundling	Diagnostic
<b>Zone-type Disaggregation -</b>	
• Resale	
Primary ISDN (designed provisioning)	Parity with retail service
Basic ISDN (designed provisioning)	Parity with retail service
DS0 (designed provisioning)	Parity with retail service
DS1	Parity with retail service
PBX Trunks (designed provisioning)	Parity with retail service
Qwest DSL (designed provisioning)	Parity with retail service
DS3 and higher bit-rate services (aggregate)	Parity with retail service
Frame Relay	Parity with retail service
• LIS Trunks	Parity with Feature Group D (aggregate)
• Unbundled Dedicated Interoffice Transport (UDIT)	
UDIT – DS1 level	Parity with retail DS1 Private Line- Service
UDIT – Above DS1 level	Parity with retail Private Line- Services above DS1 level
Dark fiber – IOF	Diagnostic
• Unbundled Loops:	
Analog Loop (designed provisioning)	Parity with retail Res and Bus POTS with dispatch
Non-loaded Loop (2-wire)	Parity with retail ISDN BRI
Non-loaded Loop (4-wire)	Parity with retail DS1 Private Line
DS1-capable Loop	Parity with retail DS1 Private Line
ISDN-capable Loop	Parity with retail ISDN BRI
ADSL-qualified Loop	Parity with retail Qwest DSL, with dispatch

## OP-6 – Delayed Days (continued)

Loop types of DS3 and higher bit-rates (aggregate)	Parity with retail DS3 and higher bit-rate Private Line services (aggregate)
Dark Fiber – Loop	Diagnostic
<ul style="list-style-type: none"> <li>E911/911 Trunks</li> </ul>	Parity with retail E911/911 Trunks
<ul style="list-style-type: none"> <li>Enhanced Extended Links (EELs)</li> </ul>	Diagnostic
<p><b>Availability:</b> Available ( except as specified below)</p> <p>Under Development:</p> <ul style="list-style-type: none"> <li>Exclusion of orders affected only by delays solely due to customer reasons – beginning with Dec 01 data on the Jun 02 report.</li> <li>Reporting of UNE-P Centrex 21 – beginning with Dec 01 data on the Jun 02 report.</li> </ul>	<p><b>Notes:</b></p> <ol style="list-style-type: none"> <li>For OP-6A-3 and OP-6B-3, Saturday is counted as a business day for all orders for Resale Residence, Resale Business, and UNE-P (POTS), as well as for the retail analogues specified above as standards. For all other products under OP-6A-3 and OP-6B-3, and for all products under OP-6A-1, -6A-2, -6A-4, -6A-5, -6B-1, -6B-2, -6B-4, and -6B-5 (effective with Dec 01 results and forward, beginning in the Apr 02 report). Saturday is counted as a business day when the service order is due or completed on Saturday.</li> <li>Prior to Aug 01 results the specified Change order types (i.e., with "I" &amp; "T" action codes) included some orders that do not strictly represent additional lines (in both wholesale and retail results). Specifically these include changes to existing lines, such as conversions, number changes, PIC changes, and class of service changes. Beginning with Aug 01 results Qwest developed the capability to exclude "Change" service orders that do not involve installation of lines.</li> <li>According to this definition, the Applicable Due Date can change, per successive customer-initiated due date changes or delays, up to the point when a Qwest-initiated due date change occurs. At that point, the Applicable Due Date becomes fixed (i.e., with no further changes) as the date on which it was set prior to the first Qwest-initiated due date change, if any. Following the first Qwest-initiated due date change, any further customer-initiated due date changes or delays are measured as time intervals that are subtracted as indicated in the formula. These delay time intervals are calculated as stated in the description. (Though infrequent, in cases where multiple Qwest-initiated due date changes occur, the stated method for calculating delay intervals is applied to each pair of Qwest-initiated due date change and subsequent customer-initiated due date change or delay. The intervals thus calculated from each pairing of Qwest and customer-initiated due dates are summed and then subtracted as indicated in the formula.) The result of this approach is that Qwest-initiated impacts on intervals are counted in the reported interval, and customer-initiated impacts on intervals are not counted in the reported interval.</li> </ol>

## OP-7 – Coordinated “Hot Cut” Interval – Unbundled Loop

<b>Purpose:</b> Evaluates the duration of completing coordinated “hot cuts” of unbundled loops, focusing on the time actually involved in disconnecting the loop from the Qwest network and connecting/testing the loop.	
<b>Description:</b> Measures the average time to complete coordinated “hot cuts” for unbundled loops, based on intervals beginning with the “lift” time and ending with the completion time of Qwest’s applicable tests for the loop. <ul style="list-style-type: none"> <li>• Includes all coordinated hot cuts of unbundled loops that are completed/closed during the reporting period, subject to exclusions specified below.</li> <li>• “Hot cut” refers to moving the service of existing customers from Qwest’s switch/frames to the CLEC’s equipment, via unbundled loops, that will serve the customers.</li> <li>• “Lift” time is defined as when Qwest disconnects the existing loop.</li> <li>• “Completion time” is defined as when Qwest completes the applicable tests after connecting the loop to the CLEC.</li> </ul>	
<b>Reporting Period:</b> One month	<b>Unit of Measure:</b> Hours and Minutes
<b>Reporting Comparisons:</b> CLEC aggregate and individual CLEC results	<b>Disaggregation Reporting:</b> Statewide level.
<b>Formula:</b> $\frac{\sum[\text{Completion time} - \text{Lift time}]}{\text{Total Number of unbundled loops with coordinated cutovers completed in the reporting period}}$	
<b>Exclusions:</b> <ul style="list-style-type: none"> <li>• Time intervals associated with CLEC-caused delays.</li> <li>• Records missing data essential to the calculation of the measurement per the PID.</li> <li>• Invalid start/stop dates/times or invalid scheduled date/times.</li> </ul>	
<b>Product Reporting:</b> Coordinated Unbundled Loops – Reported separately for: <ul style="list-style-type: none"> <li>• Analog Loops</li> <li>• All other Loop Types</li> </ul>	<b>Standard:</b> <b>ROC States:</b> Diagnostic in light of OP-13 (Coordinated Cuts On Time) <b>CO:</b> 1 hour
<b>Availability:</b> <p style="text-align: center;">Available</p>	<b>Notes:</b>

## OP-8 – Number Portability Timeliness

<b>Purpose:</b> Evaluates the timeliness of cutovers of local number portability (LNP).	
<b>Description:</b> <p>OP-8B – LNP Timeliness with Loop Coordination (percent): Measures the percentage of coordinated LNP triggers set prior to the scheduled start time for the loop.</p> <ul style="list-style-type: none"> <li>All orders for LNP coordinated with unbundled loops that are completed/closed during the reporting period are measured, subject to exclusions specified below.</li> </ul> <p>OP-8C – LNP Timeliness without Loop Coordination (percent): Measures the percentage of LNP triggers set prior to the Frame Due Time or scheduled start time for the LNP cutover as applicable.</p> <ul style="list-style-type: none"> <li>All orders for LNP for which coordination with a loop was not requested that are completed/closed during the reporting period are measured (including standalone LNP coordinated with other than Qwest-provided Unbundled Loops and non-coordinated, standalone LNP), subject to exclusions specified below.</li> <li>For purposes of these measurements (OP-8B and -8C), “trigger” refers to the “10-digit unconditional trigger” or Line Side Attribute (LSA) that is set or translated by Qwest.</li> <li>“Scheduled start time” is defined as the confirmed appointment time (as stated on the FOC), or a newly negotiated time. In the case of LNP cutovers coordinated with loops, the scheduled time used in this measurement will be no later than the “lay” time for the loop.</li> </ul>	
<b>Reporting Period:</b> One month	<b>Unit of Measure:</b> Percent of triggers set on time
<b>Reporting Comparisons:</b> CLEC aggregate and individual CLEC results	<b>Disaggregation Reporting:</b> Statewide level.
<b>Formula:</b> <p>OP-8B = [(Number of LNP triggers set before the scheduled time for the coordinated loop cutover) ÷ (Total Number of LNP activations coordinated with unbundled loops completed)] x 100</p> <p>OP-8C = [(Number of LNP triggers set before the Frame Due Time or Scheduled Start Time) ÷ (Total Number of LNP activations without loop cutovers completed)] x 100</p>	
<b>Exclusions:</b> <ul style="list-style-type: none"> <li>CLEC-caused delays in trigger setting.</li> <li>LNP requests that do not involve automatic triggers (e.g., DID lines without separate, unique telephone numbers and Centrex 21).</li> <li>LNP requests for which the records used as sources of data for these measurements have the following types of errors: <ul style="list-style-type: none"> <li>Records with no PON (purchase order number) or STATE</li> <li>Records where triggers cannot be set due to switch capabilities</li> <li>Records with invalid due dates, application dates, or start dates.</li> <li>Records with invalid completion dates.</li> <li>Records missing data essential to the calculation of the measurement per the PID.</li> <li>Invalid start/stop dates/times or invalid frame due or scheduled date/times.</li> </ul> </li> </ul>	
<b>Product Reporting:</b> None	<b>Standard:</b> 95%
<b>Availability:</b> Available	<b>Notes:</b>

## OP-13 – Coordinated Cuts On Time – Unbundled Loop

### Purpose:

Evaluates the percentage of coordinated cuts of unbundled loops that are completed on time, focusing on cuts completed within one hour of the committed order due time and the percent that were started without CLEC approval.

### Description:

- Includes all LSRs for coordinated cuts of unbundled loops that are completed/closed during the reporting period, subject to exclusions specified below.
  - OP-13A – Measures the percentage of LSRs (CLEC orders) for all coordinated cuts of unbundled loops that are started and completed on time. For coordinated loop cuts to be counted as “on time” in this measurement, the CLEC must agree to the start time, and Qwest must (1) receive verbal CLEC approval before starting the cut or lifting the loop, (2) complete the physical work and appropriate tests, (3) complete the Qwest portion of any associated LNP orders and (4) call the CLEC with completion information, all within one hour of the time interval defined by the committed order due time.
  - OP-13B – Measures the percentage of all LSRs for coordinated cuts of unbundled loops that are actually started without CLEC approval.
  - “Scheduled start time” is defined as the confirmed appointment time (as stated on the FOC), or a newly negotiated appointment time.
  - The “committed order due time” is based on the number and type of loops involved in the cut and is calculated by adding the applicable time interval from the following list to the scheduled start time:
    - Analog unbundled loops:
      - 1 to 16 lines: 1 Hour
      - 17 to 24 lines: 2 Hours
      - 25+ lines: Project\*
    - All other unbundled loops:
      - 1 to 5 lines: 1 Hour
      - 6 to 8 lines: 2 Hours
      - 9 to 11 lines: 3 Hours
      - 12 to 24 lines: 4 Hours
      - 25+ lines: Project\*
- \*For Projects scheduled due dates and scheduled start times will be negotiated between CLEC and Qwest, but no committed order due time is established. Therefore, projects are not included in OP-13A (see exclusion below).
- “Stop” time is defined as when Qwest notifies the CLEC that the Qwest physical work and the appropriate tests have been successfully accomplished, including the Qwest portion of any coordinated LNP orders.
  - Time intervals following the scheduled start time or during the cutover process associated with customer-caused delays are subtracted from the actual cutover duration.
  - Where Qwest’s records of completed coordinated cut transactions are missing evidence of CLEC approval of the cutover, the cut will be counted as a miss under both OP-13A and OP-13B.

**Reporting Period:** One month

**Unit of Measure:** Percent

**Reporting Comparisons:** CLEC aggregate and individual CLEC results

**Disaggregation Reporting:** Statewide level.  
Results for this measurement will be reported according to:  
OP-13A Cuts Completed On Time  
OP-13B Cuts Started Without CLEC Approval



**OP-13 – Coordinated Cuts On Time – Unbundled Loop (continued)**

<p><b>Formula:</b></p> <p>OP-13A = <math>[(\text{Count of LSRs for Coordinated Unbundled Loop cuts completed "On Time"}) \div (\text{Total Number of LSRs for Coordinated Unbundled Loop Cuts completed in the reporting period})] \times 100</math></p> <p>OP-13B = <math>[(\text{Count of LSRs for Coordinated Unbundled Loop cuts whose actual start time occurs without CLEC approval}) \div (\text{Total Number of LSRs for Coordinated Unbundled Loop Cuts completed in the reporting period})] \times 100</math></p>	
<p><b>Exclusions:</b></p> <p>Applicable to OP-13A:</p> <ul style="list-style-type: none"> <li>• Loop cuts that involve CLEC-requested non-standard methodologies, processes, or timelines.</li> </ul> <p>OP-13A &amp; OP-13B</p> <ul style="list-style-type: none"> <li>• Records with invalid completion dates.</li> <li>• Records missing data essential to the calculation of the measurement per the PID which are not otherwise designated to be "counted as a miss".</li> <li>• Invalid start/stop dates/times or invalid scheduled date/times.</li> <li>• Projects involving 25 or more lines.</li> </ul>	
<p><b>Product Reporting:</b> Coordinated Unbundled Loops – Reported separately for:</p> <ul style="list-style-type: none"> <li>• Analog Loops</li> <li>• All Other Loops</li> </ul>	<p><b>Standard:</b></p> <p><b>OP-13A:</b> ROC States: 95 Percent or more AZ: 90 Percent or more</p> <p><b>OP-13B:</b> Diagnostic</p>
<p><b>Availability:</b></p> <p style="text-align: center;">Available</p>	<p><b>Notes:</b></p>

## OP-15 – Interval for Pending Orders Delayed Past Due Date

**Purpose:**

Evaluates the extent to which Qwest's pending orders are late, focusing on the average number of days the pending orders are delayed past the Applicable Due Date, as of the end of the reporting period.

**Description:**

OP-15A – Measures the average number of business days that pending orders are delayed beyond the Applicable Due Date for reasons attributed to Qwest.

- Includes all pending inward orders (Change, New, and Transfer order types) for which the Applicable Due Date recorded by Qwest has been missed, subject to exclusions specified below. Change order types included in this measurement consist of all "C" orders representing inward activity (with "I" and "T" action coded line USOCs).<sup>NOTE 2</sup>
- The Applicable Due Date is the original due date or, if changed or delayed by the customer, the most recently revised due date, subject to the following: If Qwest changes a due date for Qwest reasons, the Applicable Due Date is the customer-initiated due date, if any, that is (a) subsequent to the original due date and (b) prior to a Qwest-initiated, changed due date, if any.<sup>NOTE 3</sup>
- Time intervals associated with customer-initiated due date changes or delays occurring after the Applicable Due Date, as applied in the formula below, are calculated by subtracting the latest Qwest-initiated due date, if any, following the Applicable Due Date, from the subsequent customer-initiated due date, if any.<sup>NOTE 3</sup>

OP-15B – Reports the number of pending orders measured in the numerator of OP-15A that were delayed for Qwest facility reasons.

**Reporting Period:** One month

**Unit of Measure:**

OP-15A – Average Business Days<sup>NOTE 4</sup>

OP-15B – Number of orders pending facilities

**Reporting Comparisons:**

CLEC aggregate, individual CLEC, Qwest retail

**Disaggregation Reporting:**

Statewide

**Formula:**

OP-15A =  $\frac{\sum[(\text{Last Day of Reporting Period}) - (\text{Applicable Due Date of Late Pending Order}) - (\text{Time intervals associated with customer-initiated due date changes or delays occurring after the Applicable Due Date})]}{(\text{Total Number of Pending Orders Delayed for Qwest reasons as of the last day of Reporting Period})}$

OP-15B = Count of pending orders measured in numerator of OP-15A that were delayed for Qwest facility reasons

**Exclusions:**

- Disconnect, From (another form of disconnect) and Record order types.
- Records involving official company services.
- Records with invalid due dates or application dates.
- Records with invalid product codes.
- Records missing data essential to the calculation of the measurement per the PID.

## OP-15 – Interval for Pending Orders Delayed Past Due Date (continued)

Product Reporting:	Standards: OP-15B = diagnostic only For OP-15A:
• Resale	
Residential single line service	Diagnostic (Expectation: Parity with retail service)
Business single line service	Diagnostic (Expectation: Parity with retail service)
Centrex	Diagnostic (Expectation: Parity with retail service)
Centrex 21	Diagnostic (Expectation: Parity with retail service)
PBX Trunk	Diagnostic (Expectation: Parity with retail service)
Basic ISDN	Diagnostic (Expectation: Parity with retail service)
Qwest DSL	Diagnostic (Expectation: Parity with retail service)
Primary ISDN	Diagnostic (Expectation: Parity with retail service)
DS0	Diagnostic (Expectation: Parity with retail service)
DS1	Diagnostic (Expectation: Parity with retail service)
DS3 and higher bit-rate services (aggregate)	Diagnostic (Expectation: Parity with retail service)
Frame Relay	Diagnostic (Expectation: Parity with retail service)
• Unbundled Network Element – Platform (UNE-P) (POTS)	Diagnostic (Expectation: Parity with retail service)
• Unbundled Network Element – Platform (UNE-P) (Centrex 21 )	Diagnostic (Expectation: Parity with retail Centrex 21)
• Unbundled Network Element – Platform (UNE-P) (Centrex )	Diagnostic (Expectation: Parity with retail Centrex)
• Shared Loop/Line Sharing	Diagnostic
• Sub-Loop Unbundling	Diagnostic
• LIS Trunks	Diagnostic (Expectation: Parity with Feature Group D (aggregate)) (separately reported)
• Unbundled Dedicated Interoffice Transport (UDIT)	
UDIT – DS1 level	Diagnostic (Expectation: Parity with DS1 Private Line- Service)
UDIT – Above DS1 level	Diagnostic (Expectation: Parity with Private Line-Services above DS1 level)
Dark Fiber – IOF	Diagnostic
• Unbundled Loops:	
Analog Loop	Diagnostic (Expectation: Parity with retail Res and Bus POTS with dispatch)
Non-loaded Loop (2-wire)	Diagnostic (Expectation: Parity with retail ISDN BRI)
Non-loaded Loop (4-wire)	Diagnostic (Expectation: Parity with retail DS1)
DS1-capable Loop	Diagnostic (Expectation: Parity with retail DS1)
ISDN-capable Loop	Diagnostic (Expectation: Parity with ISDN-BRI)
ADSL-qualified Loop	Diagnostic (Expectation: Parity with retail Qwest DSL with dispatch)
Loop types of DS3 or higher bit rate (aggregate)	Diagnostic (Expectation: Parity with retail DS3 and higher bit-rate services (aggregate))
Dark Fiber – Loop	Diagnostic
• E911/911 Trunks	Diagnostic (Expectation: Parity with retail E911/911 Trunks)
• Enhanced Extended Links (EELs)	Diagnostic

## OP-15 – Interval for Pending Orders Delayed Past Due Date (continued)

<p><b>Availability:</b> Available (except as specified below)</p> <p>Under Development:</p> <ul style="list-style-type: none"> <li>Reporting of UNE-P Centrex 21 – beginning with Dec 01 data on the Jun 02 report.</li> </ul>	<p><b>Notes:</b></p> <ol style="list-style-type: none"> <li>Through Jan 01 results reported include products that flow through the design process only. Beginning with Feb 01, results reported include both design flow and non-design flow for products.</li> <li>Prior to Aug 01 results the specified Change order types (i.e., with “I” &amp; “T” action codes) included some orders that do not strictly represent additional lines (in both wholesale and retail results). Specifically these include changes to existing lines, such as conversions, number changes, PIC changes, and class of service changes. Beginning with Aug 01 results Qwest developed the capability to exclude “Change” service orders that do not involve installation of lines.</li> <li>According to this definition, the Applicable Due Date can change, per successive customer-initiated due date changes or delays, up to the point when a Qwest-initiated due date change occurs. At that point, the Applicable Due Date becomes fixed (i.e., with no further changes) as the date on which it was set prior to the first Qwest-initiated due date change, if any. Following the first Qwest-initiated due date change, any further customer-initiated due date changes or delays are measured as time intervals that are subtracted as indicated in the formula. These delay time intervals are calculated as stated in the description. (Though infrequent, in cases where multiple Qwest-initiated due date changes occur, the stated method for calculating delay intervals is applied to each pair of Qwest-initiated due date change and subsequent customer-initiated due date change or delay. The intervals thus calculated from each pairing of Qwest and customer-initiated due dates are summed and then subtracted as indicated in the formula.) The result of this approach is that Qwest-initiated impacts on intervals are counted in the reported interval, and customer-initiated impacts on intervals are not counted in the reported interval.</li> <li>For OP-15A, Saturday is counted as a business day for all non-dispatched orders for Resale Residence, Resale Business, and UNE-P (POTS), as well as for non-dispatched orders in the retail analogues specified above as standards (effective with Dec 01 results and forward, beginning in the Apr 02 report). For all other non-dispatched products and for all dispatched products under OP-15A, Saturday is not counted as a business day.</li> </ol>
--	--

## OP-17 – Timeliness of Disconnects associated with LNP Orders

<p><b>Purpose:</b> Evaluates the quality of Qwest completing LNP telephone number porting, focusing on the degree to which porting occurs without implementing associated disconnects before the scheduled time/date.</p>	
<p><b>Description:</b> <b>OP-17A</b></p> <ul style="list-style-type: none"> <li>• Measures the percentage of all LNP telephone numbers (TNs), both stand alone and associated with loops, that are ported without the incidence of disconnects being made by Qwest before the scheduled time/date, as identified by associated qualifying trouble reports. <ul style="list-style-type: none"> <li>– Focuses on disconnects associated with timely CLEC requests for delaying the disconnects or no requests for delays.</li> <li>– The scheduled time/date is defined as 11:59 p.m. on (1) the due date of the LNP order recorded by Qwest or (2) the delayed disconnect date requested by the CLEC, where the CLEC submits a timely request for delay of disconnection.</li> <li>– A CLEC request for delay of disconnection is considered timely if received by Qwest before 8:00 p.m. MT on the current due date of the LNP order recorded by Qwest.</li> </ul> </li> </ul> <p><b>OP-17B</b></p> <ul style="list-style-type: none"> <li>• Measures the percentage of all LNP telephone numbers (TNs), both stand alone and associated with loops, that are ported without the incidence of disconnects being made by Qwest before the scheduled time/date, as identified by associated qualifying trouble reports. <ul style="list-style-type: none"> <li>– Includes only disconnects associated with untimely CLEC requests for delaying the disconnects.</li> <li>– A CLEC request for delay of disconnection is considered "untimely" if received by Qwest after 8:00 p.m. MT on the current due date of the LNP order recorded by Qwest and before 12:00 p.m. MT (noon) on the day after the current due date.</li> </ul> </li> <li>• Disconnects are defined as the removal of switch translations, including the 10-digit trigger.</li> <li>• Disconnects that are implemented early, and thus counted as a "miss" under this measurement, are those that the CLEC identifies as such to Qwest via trouble reports, within four calendar days of the actual disconnect date, that are confirmed to be caused by disconnects being made before the scheduled time.</li> <li>• Includes all CLEC orders for LNP TNs completed in the reporting period, subject to exclusions specified below.</li> </ul>	
<p><b>Reporting Period:</b> One month</p>	<p><b>Unit of Measure:</b> Percent</p>
<p><b>Reporting Comparisons:</b> CLEC Aggregate and Individual CLEC</p>	<p><b>Disaggregation Reporting:</b> Statewide</p>
<p><b>Formula:</b>  <math display="block">\left[ \frac{\text{(Total number of LNP TNs ported pursuant to orders completed in the reporting period – Number of TNs with qualifying trouble reports notifying Qwest that disconnection before the scheduled time has occurred)}}{\text{Total Number of LNP TNs ported pursuant to orders completed in the reporting period}} \right] \times 100</math></p>	

## OP-17 – Timeliness of Disconnects associated with LNP Orders (continued)

<p><b>Exclusions:</b></p> <p><b>OP-17A only</b></p> <ul style="list-style-type: none"> <li>• Trouble reports notifying Qwest of early disconnects associated with situations for which the CLEC has failed to submit timely requests to have disconnects held for later implementation.</li> </ul> <p><b>OP-17A &amp; B</b></p> <ul style="list-style-type: none"> <li>• Trouble reports not related to valid requests (LSRs) for LNP and associated disconnects.</li> <li>• LNP requests that do not involve automatic triggers (e.g., DID lines without separate, unique TNs, and Centrex 21).</li> <li>• Records with invalid trouble receipt dates.</li> <li>• Records with invalid cleared, closed or due dates.</li> <li>• Records with invalid product codes.</li> <li>• Records missing data essential to the calculation of the measurement per the PID.</li> </ul> <p><b>OP-17B only</b></p> <ul style="list-style-type: none"> <li>• Trouble reports notifying Qwest of early disconnects associated with situations for which the CLEC did not submit its untimely requests by 12:00 p.m. MT (noon) on the day after the LNP due date to have disconnects held for later implementation.</li> </ul>	
<p><b>Product Reporting:</b> LNP</p>	<p><b>Standard:</b>            OP-17A – 98.25%            OP-17B – Diagnostic only, in light of its measuring only requests for delay of disconnect that are defined as untimely.</p>
<p><b>Availability:</b>            Available</p>	<p><b>Notes:</b></p>

## Maintenance and Repair

### MR-2 – Calls Answered within 20 Seconds – Interconnect Repair Center

<b>Purpose:</b> Evaluates Customer access to Qwest's Interconnection and/or Retail Repair Center(s), focusing on the number of calls answered within 20 seconds.	
<b>Description:</b> Measures the percentage of Interconnection and/or Retail Repair Center calls answered within 20 seconds of the first ring. <ul style="list-style-type: none"> <li>• Includes all calls to the Interconnect Repair Center during the reporting period, subject to exclusions specified below.</li> <li>• First ring is defined as when the customer's call is first placed in queue by the ACD (Automatic Call Distributor).</li> <li>• Answer is defined as when the call is first picked up by the Qwest agent.</li> <li>• Abandoned calls and busy calls are counted as not answered within 20 seconds.</li> </ul>	
<b>Reporting Period:</b> One month	<b>Unit of Measure:</b> Percent
<b>Reporting Comparisons:</b> CLEC aggregate and Qwest Retail levels.	<b>Disaggregation Reporting:</b> Region-wide level.
<b>Formula:</b> $[(\text{Total Calls Answered by Center within 20 seconds}) \div (\text{Total Calls received by Center})] \times 100$	
<u>Explanation:</u> Percentage is derived from total number of calls answered within 20 seconds divided by total number of calls received.	
<b>Exclusions:</b> Time spent in the VRU (Voice Response Unit) is not counted.	
<b>Product Reporting:</b> None	<b>Standard:</b> Parity
<b>Availability:</b> Available	<b>Notes:</b>

## MR-3 – Out of Service Cleared within 24 Hours

<p><b>Purpose:</b> Evaluates timeliness of repair for specified services, focusing on trouble reports where the out-of-service trouble reports were cleared within the standard estimate for specified services (i.e., 24 hours for out-of-service conditions).</p>	
<p><b>Description:</b> Measures the percentage of out of service trouble reports, involving specified services, that are cleared within 24 hours of receipt of trouble reports from CLECs or from retail customers.</p> <ul style="list-style-type: none"> <li>• Includes all trouble reports, closed during the reporting period, which involve a specified service that is out-of-service (i.e., unable to place or receive calls), subject to exclusions specified below.</li> <li>• Time measured is from date and time of receipt to date and time trouble is indicated as cleared.</li> </ul>	
<p><b>Reporting Period:</b> One month</p>	<p><b>Unit of Measure:</b> Percent</p>
<p><b>Reporting Comparisons:</b> CLEC aggregate, individual CLEC and Qwest Retail results</p>	<p><b>Disaggregation Reporting:</b> Statewide level.</p> <ul style="list-style-type: none"> <li>• Results for product/services listed in Product Reporting under “MSA-Type Disaggregation” will be disaggregated and reported according to trouble reports involving: <ul style="list-style-type: none"> <li>MR-3A Dispatches within MSAs;</li> <li>MR-3B Dispatches outside MSAs; and</li> <li>MR-3C No dispatches.</li> </ul> </li> <li>• Results for products/services listed in Product Reporting under “Zone-type Disaggregation” will be disaggregated according to trouble reports involving: <ul style="list-style-type: none"> <li>MR-3D In Interval Zone 1 areas; and</li> <li>MR-3E In Interval Zone 2 areas.</li> </ul> </li> </ul>
<p><b>Formula:</b>  <math display="block">\left[ \frac{\text{Number of Out of Service Trouble Reports closed in the reporting period that are cleared within 24 hours}}{\text{Total Number of Out of Service Trouble Reports closed in the reporting period}} \right] \times 100</math> </p> <p><b>Explanation:</b> Percentage is obtained by dividing the total number of OOS reports cleared within 24 hours by the total number of OOS reports closed during the measurement period.</p>	
<p><b>Exclusions:</b></p> <ul style="list-style-type: none"> <li>• Trouble reports coded as follows: <ul style="list-style-type: none"> <li>– For products measured from MTAS data (products listed for MSA-type disaggregation), trouble reports coded to disposition codes for: Customer Action (6); Non-Telco Plant (11); Trouble Beyond the Network Interface (12); and Miscellaneous – Non-Dispatch, non-Qwest (includes CPE, Customer Instruction, Carrier, Alternate Provider (13));</li> <li>– For products measured from WFA (Workforce Administration) data (products listed for Zone-type disaggregation) trouble reports coded to trouble codes for Carrier Action (IEC) and Customer Provided Equipment (CPE).</li> </ul> </li> <li>• Subsequent trouble reports of any trouble before the original trouble report is closed.</li> <li>• Information tickets generated for internal Qwest system/network monitoring purposes.</li> <li>• Time delays due to “no access” are excluded from repair time for products/services listed in Product Reporting under “Zone-type Disaggregation”.</li> <li>• For products measured from MTAS data (products listed for MSA-type disaggregation), trouble reports involving a “no access” delay.</li> <li>• Trouble reports on the day of installation before the installation work is reported by the technician/installer as complete.</li> <li>• Records involving official company services.</li> <li>• Records with invalid trouble receipt dates.</li> <li>• Records with invalid cleared or closed dates.</li> <li>• Records with invalid product codes.</li> <li>• Records missing data essential to the calculation of the measurement per the PID.</li> </ul>	



### MR-3 – Out of Service Cleared within 24 Hours (Continued)

Product Reporting:	Standards:
<b>MSA-Type Disaggregation -</b>	
• Resale	
Residential single line service	Parity with retail service
Business single line service	Parity with retail service
Centrex	Parity with retail service
Centrex 21	Parity with retail service
PBX Trunks	Parity with retail service
Basic ISDN	Parity with retail service
• Unbundled Network Element – Platform (UNE-P) (POTS)	Parity with appropriate retail service
• Unbundled Network Element – Platform (UNE-P) (Centrex 21 )	Parity with retail Centrex 21
• Unbundled Network Element – Platform (UNE-P) (Centrex)	Parity with retail Centrex
• Shared Loop/Line Sharing	<b>ROC States:</b> Parity with RES and BUS POTS
	<b>CO:</b> Parity with Qwest DSL
• Sub-Loop Unbundling	<b>ROC States:</b> Diagnostic
	<b>CO:</b> Parity with retail ISDN-BRI
<b>Zone-type Disaggregation -</b>	
• Resale	
Qwest DSL	Parity with retail service
• Unbundled Loops	
Analog Loop	Parity with retail Res and Bus POTS
Non-loaded Loop (2 wire)	Parity with retail ISDN-BRI
ISDN-capable Loop	Parity with ISDN-BRI
ADSL-qualified Loop	Parity with retail Qwest DSL
<b>Availability:</b> Available (except at noted below)	<b>Notes:</b>
Under Development: • Reporting of UNE-P Centrex 21 – beginning with Dec 01 data on the Jun 02 report.	

## MR-4 – All Troubles Cleared within 48 hours

<p><b>Purpose:</b> Evaluates timeliness of repair for specified services, focusing on trouble reports of all types (both out of service and service affecting) and on the number of such trouble reports cleared within the standard estimate for specified services (i.e., 48 hours for service-affecting conditions).</p>	
<p><b>Description:</b> Measures the percentage of trouble reports, for specified services, that are cleared within 48 hours of receipt of trouble reports from CLECs or from retail customers.</p> <ul style="list-style-type: none"> <li>• Includes all trouble reports, closed during the reporting period, which involve a specified service, subject to exclusions specified below.</li> <li>• Time measured is from date and time of receipt to date and time trouble is indicated as cleared.</li> </ul>	
<p><b>Reporting Period:</b> One month</p>	<p><b>Unit of Measure:</b> Percent</p>
<p><b>Reporting Comparisons:</b> CLEC aggregate, individual CLEC and Qwest Retail results</p>	<p><b>Disaggregation Reporting:</b> Statewide level.</p> <ul style="list-style-type: none"> <li>• Results for product/services listed in Product Reporting under "MSA-Type Disaggregation" will be disaggregated and reported according to trouble reports involving: <ul style="list-style-type: none"> <li>MR-4A Dispatches within MSAs;</li> <li>MR-4B Dispatches outside MSAs; and</li> <li>MR-4C No dispatches.</li> </ul> </li> <li>• Results for products/services listed in Product Reporting under "Zone-type Disaggregation" will be disaggregated according to trouble reports involving: <ul style="list-style-type: none"> <li>MR-4D In Interval Zone 1 areas; and</li> <li>MR-4E In Interval Zone 2 areas</li> </ul> </li> </ul>
<p><b>Formula:</b>  <math display="block">\left[ \frac{\text{Total Trouble Reports closed in the reporting period that are cleared within 48 hours}}{\text{Total Trouble Reports closed in the reporting period}} \right] \times 100</math></p>	
<p><b>Exclusions:</b></p> <ul style="list-style-type: none"> <li>• Trouble reports coded as follows: <ul style="list-style-type: none"> <li>– For products measured from MTAS data (products listed for MSA-type disaggregation), trouble reports coded to disposition codes for: Customer Action (6); Non-Telco Plant (11); Trouble Beyond the Network Interface (12); and Miscellaneous – Non-Dispatch, non-Qwest (includes CPE, Customer Instruction, Carrier, Alternate Provider (13);</li> <li>– For products measured from WFA (Workforce Administration) data (products listed for Zone-type disaggregation) trouble reports coded to trouble codes for Carrier Action (IEC) and Customer Provided Equipment (CPE).</li> </ul> </li> <li>• Subsequent trouble reports of any trouble before the original trouble report is closed.</li> <li>• Information tickets generated for internal Qwest system/network monitoring purposes.</li> <li>• Time delays due to "no access" are excluded from repair time for products/services listed in Product Reporting under "Zone-type Disaggregation".</li> <li>• For products measured from MTAS data (products listed for MSA-type disaggregation), trouble reports involving a "no access" delay.</li> <li>• Trouble reports on the day of installation before the installation work is reported by the technician/installer as complete.</li> <li>• Records involving official company services.</li> <li>• Records with invalid trouble receipt dates.</li> <li>• Records with invalid cleared or closed dates.</li> <li>• Records with invalid product codes.</li> <li>• Records missing data essential to the calculation of the measurement per the PID.</li> </ul>	

## MR-4 – All Troubles Cleared within 48 Hours (Continued)

<b>Product Reporting:</b>	<b>Standards:</b>
<b>MSA-Type Disaggregation -</b>	
• Resale	
Residential single line service	Parity with retail service
Business single line service	Parity with retail service
Centrex	Parity with retail service
Centrex 21	Parity with retail service
PBX Trunks	Parity with retail service
Basic ISDN	Parity with retail service
• Unbundled Network Element – Platform (UNE-P) (POTS)	Parity with appropriate retail service
• Unbundled Network Element – Platform (UNE-P) (Centrex 21 )	Parity with retail Centrex 21
• Unbundled Network Element – Platform (UNE-P) (Centrex)	Parity with retail Centrex
• Shared Loop/Line Sharing	Parity with RES and BUS POTS
• Sub-Loop Unbundling	Diagnostic
<b>Zone-Type Disaggregation -</b>	
• Resale	
Qwest DSL	Parity with retail service
• Unbundled Loops:	
Analog Loop	Parity with retail Res and Bus POTS
Non-loaded Loop (2 wire)	Parity with retail ISDN-BRI
ISDN-capable Loop	Parity with retail ISDN-BRI
ADSL-qualified Loop	Parity with retail Qwest DSL
<b>Availability:</b> Available (except at noted below)	<b>Notes:</b>
Under Development: • Reporting of UNE-P Centrex 21 – beginning with Dec 01 data on the Jun 02 report.	

## MR-5 – All Troubles Cleared within 4 hours

<p><b>Purpose:</b> Evaluates timeliness of repair for specified services, focusing on all trouble reports of all types (including out of service and service affecting troubles) and on the number of such trouble reports cleared within the standard estimate for specified services (i.e., 4 hours).</p>	
<p><b>Description:</b> Measures the percentage of trouble reports for specified services that are cleared within 4 hours of receipt of trouble reports from CLECs or from retail customers.</p> <ul style="list-style-type: none"> <li>• Includes all trouble reports, closed during the reporting period, which involve a specified service, subject to exclusions specified below.</li> <li>• Time measured is from date and time of receipt to date and time trouble is cleared.</li> </ul>	
<p><b>Reporting Period:</b> One month</p>	<p><b>Unit of Measure:</b> Percent</p>
<p><b>Reporting Comparisons:</b> CLEC aggregate, individual CLEC and Qwest Retail results</p>	<p><b>Disaggregation Reporting:</b> Statewide level. Results for listed products will be disaggregated according to trouble reports: MR-5A In Interval Zone 1 areas; and MR-5B In Interval Zone 2 areas.</p>
<p><b>Formula:</b>  <math display="block">\left[ \frac{\text{Number of Trouble Reports closed in the reporting period that are cleared within 4 hours}}{\text{Total Trouble Reports closed in the reporting period}} \right] \times 100</math> </p>	
<p><b>Exclusions:</b></p> <ul style="list-style-type: none"> <li>• Trouble reports coded as follows: <ul style="list-style-type: none"> <li>– For products measured using WFA (Workforce Administration) data (products listed for Zone-type disaggregation) trouble reports coded to trouble codes for Carrier Action (IEC) and Customer Provided Equipment (CPE).</li> </ul> </li> <li>• Subsequent trouble reports of any trouble before the original trouble report is closed.</li> <li>• Information tickets generated for internal Qwest system/network monitoring purposes.</li> <li>• Time delays due to “no access” are excluded from repair time.</li> <li>• Trouble reports on the day of installation before the installation work is reported by the technician/installer as complete.</li> <li>• Records involving official company services.</li> <li>• Records with invalid trouble receipt dates.</li> <li>• Records with invalid cleared or closed dates.</li> <li>• Records with invalid product codes.</li> <li>• Records missing data essential to the calculation of the measurement per the PID.</li> </ul>	

**MR-5 – All Troubles Cleared within 4 hours (continued)**

<b>Product Reporting:</b>	<b>Standards:</b>
<b>Zone-Type Disaggregation -</b>	
•• Resale	
Primary ISDN	Parity with retail service
DS0	Parity with retail service
DS1	Parity with retail service
DS3 and higher bit-rate services (aggregate)	Parity with retail service
Frame Relay	Parity with retail service
• LIS Trunks	Parity with Feature Group D (aggregate)
•• Unbundled Dedicated Interoffice Transport (UDIT)	
UDIT – DS1 level	Parity with DS1 Private Line Service
UDIT – Above DS1 level	Parity with Private Line Services above DS1 level
•• Unbundled Loops:	
Non-loaded Loop (4-wire)	Parity with retail DS1
DS1-capable Loop	Parity with retail DS1
Loop types of DS3 and higher bit-rates (aggregate)	Parity with retail DS3 and higher bit-rate services (aggregate)
•• E911/911 Trunks	Parity with retail E911/911 Trunks
•• Enhanced Extended Links (EELs)	Diagnostic
<b>Availability:</b> Available	<b>Notes:</b>

## MR-6 – Mean Time to Restore

<p><b>Purpose:</b> Evaluates timeliness of repair, focusing how long it takes to restore services to proper operation.</p>	
<p><b>Description:</b> Measures the time actually taken to clear trouble reports.</p> <ul style="list-style-type: none"> <li>• Includes all trouble reports closed during the reporting period, subject to exclusions specified below.</li> <li>• Includes customer direct reports, customer-relayed reports, and test assist reports that result in a trouble report.</li> <li>• Time measured is from date and time of receipt to date and time trouble is cleared.</li> </ul>	
<p><b>Reporting Period:</b> One month</p>	<p><b>Unit of Measure:</b> Hours and Minutes</p>
<p><b>Reporting Comparisons:</b> CLEC aggregate, individual CLEC and Qwest Retail results</p>	<p><b>Disaggregation Reporting:</b> Statewide level.</p> <ul style="list-style-type: none"> <li>• Results for product/services listed in Product Reporting under “MSA-Type Disaggregation” will be reported according to trouble reports involving:: MR-6A Dispatches within MSAs; MR-6B Dispatches outside MSAs; and MR-6C No dispatches.</li> <li>• Results for products/services listed in Product Reporting under “Zone-type Disaggregation” will be disaggregated according to trouble reports involving: MR-6D In Interval Zone 1 areas; and MR-6E In Interval Zone 2 areas.</li> </ul>
<p><b>Formula:</b>  <math display="block">\frac{\sum[(\text{Date \&amp; Time Trouble Report Cleared}) - (\text{Date \&amp; Time Trouble Report Opened})]}{(\text{Total number of Trouble Reports closed in the reporting period})}</math> </p>	
<p><b>Exclusions:</b></p> <ul style="list-style-type: none"> <li>• Trouble reports coded as follows: <ul style="list-style-type: none"> <li>– For products measured from MTAS data (products listed for MSA-type disaggregation), trouble reports coded to disposition codes for: Customer Action (6); Non-Telco Plant (11); Trouble Beyond the Network Interface (12); and Miscellaneous – Non-Dispatch, non-Qwest (includes CPE, Customer Instruction, Carrier, Alternate Provider (13);</li> <li>– For products measured from WFA (Workforce Administration) data (products listed for Zone-type disaggregation) trouble reports coded to trouble codes for Carrier Action (IEC) and Customer Provided Equipment (CPE).</li> </ul> </li> <li>• Subsequent trouble reports of any trouble before the original trouble report is closed.</li> <li>• Information tickets generated for internal Qwest system/network monitoring purposes.</li> <li>• Time delays due to “no access” are excluded from repair time for products/services listed in Product Reporting under “Zone-type Disaggregation”.</li> <li>• For products measured from MTAS data (products listed for MSA-type disaggregation), trouble reports involving a “no access” delay.</li> <li>• Trouble reports on the day of installation before the installation work is reported by the technician/installer as complete.</li> <li>• Records involving official company services.</li> <li>• Records with invalid trouble receipt dates.</li> <li>• Records with invalid cleared or closed dates.</li> <li>• Records with invalid product codes.</li> <li>• Records missing data essential to the calculation of the measurement per the PID.</li> </ul>	

## MR-6 – Mean Time to Restore (Continued)

Product Reporting:	Standards:
<b>MSA-Type Disaggregation -</b>	
• Resale	
Residential single line service	Parity with retail service
Business single line service	Parity with retail service
Centrex	Parity with retail service
Centrex 21	Parity with retail service
PBX Trunks	Parity with retail service
Basic ISDN	Parity with retail service
• Unbundled Network Element – Platform (UNE-P) (POTS)	Parity with like retail service
• Unbundled Network Element – Platform (UNE-P) (Centrex 21 )	Parity with retail Centrex 21
• Unbundled Network Element – Platform (UNE-P) (Centrex)	Parity with retail Centrex
• Shared Loop/Line Sharing	<b>ROC States:</b> Parity with RES and BUS POTS <b>CO:</b> Parity with Qwest DSL
• Sub-Loop Unbundling	<b>ROC States:</b> Diagnostic <b>CO:</b> Parity with retail ISDN-BRI
<b>Zone-Type Disaggregation -</b>	
• Resale	
Qwest DSL	Parity with retail service
Primary ISDN	Parity with retail service
DS0	Parity with retail service
DS1	Parity with retail service
DS3 and higher bit-rate services (aggregate)	Parity with retail service
Frame Relay	Parity with retail service
• LIS Trunks	Parity with Feature Group D (aggregate)
• Unbundled Dedicated Interoffice Transport (UDIT)	
UDIT – DS1 level	Parity with retail DS1 Private Line
UDIT – Above DS1 level	Parity with retail Private Lines above DS1 level
Dark Fiber – IOF	Diagnostic
• Unbundled Loops:	
Analog Loop	Parity with retail Res and Bus POTS
Non-loaded Loop (2-wire)	Parity with retail ISDN BRI
Non-loaded Loop (4-wire)	Parity with retail DS1 Private Line
DS1-capable Loop	Parity with retail DS1 Private Line
ISDN-capable Loop	Parity with retail ISDN BRI
ADSL-qualified Loop	Parity with retail Qwest DSL
Loop types of DS3 and higher bit-rates (aggregate)	Parity with retail DS3 and higher bit-rate Private Line services (aggregate)
Dark Fiber – Loop	Diagnostic
• E911/911 Trunks	Parity with retail E911/911 Trunks
• Enhanced Extended Links (EELs)	Diagnostic

**MR-6 – Mean Time to Restore (Continued)**

<p><b>Availability:</b> Available (except at noted below)</p> <p><b>Under Development:</b></p> <ul style="list-style-type: none"><li>• Reporting of UNE-P Centrex 21 – beginning with Dec 01 data on the Jun 02 report.</li></ul>	<p><b>Notes:</b></p> <ol style="list-style-type: none"><li>1. Saturday is counted as a business day when the repair is completed on Saturday.</li></ol>
---	---



## MR-7 – Repair Repeat Report Rate

<p><b>Purpose:</b> Evaluates the accuracy of repair actions, focusing on the number of repeated trouble reports received for the same trouble within a specified period (30 calendar days).</p>	
<p><b>Description:</b> Measures the percentage of trouble reports that are repeated within 30 days on end user lines and circuits.</p> <ul style="list-style-type: none"> <li>• Includes all trouble reports closed during the reporting period that are received within thirty (30) days of the previous trouble report for the same service (regardless of whether the report is about the same type of trouble for that service), subject to exclusions specified below.</li> <li>• In determining same service Qwest will compare the end user telephone number or circuit number of the trouble reports with reports received in the prior 30 days.</li> <li>• Includes reports due to Qwest network or system causes, customer-direct and customer-relayed reports.</li> <li>• The 30-day period applied in the numerator of the formula below is from the date and time that the immediately-preceding trouble report is closed to the date and time that the next, or “repeat” trouble report is received (i.e., opened).</li> </ul>	
<p><b>Reporting Period:</b> One month</p>	
<p><b>Unit of Measure:</b> Percent</p>	
<p><b>Reporting Comparisons:</b> CLEC aggregate, individual CLEC and Qwest Retail results</p>	<p><b>Disaggregation Reporting:</b> Statewide level.</p> <ul style="list-style-type: none"> <li>• Results for product/services listed in Product Reporting under “MSA-Type Disaggregation” will be reported according to trouble reports involving: MR-7A Dispatches within MSAs; MR-7B Dispatches outside MSAs; and MR-7C No dispatches.</li> <li>• Results for products/services listed in Product Reporting under “Zone-type Disaggregation” will be disaggregated according to trouble reports involving: MR-7D In Interval Zone 1 areas; and MR-7E In Interval Zone 2 areas.</li> </ul>
<p><b>Formula:</b>  <math display="block">\left[ \frac{\text{Total repeated trouble reports closed within the reporting period that were received within 30 calendar days of when the preceding initial trouble report closed}}{\text{Total number of Trouble Reports Closed in the reporting period}} \right] \times 100</math> </p>	
<p><b>Exclusions:</b></p> <ul style="list-style-type: none"> <li>• Trouble reports coded as follows: <ul style="list-style-type: none"> <li>– For products measured from MTAS data (products listed for MSA-type disaggregation), trouble reports coded to disposition codes for: Customer Action (6); Non-Telco Plant (11); Trouble Beyond the Network Interface (12); and Miscellaneous – Non-Dispatch, non-Qwest (includes CPE, Customer Instruction, Carrier, Alternate Provider (13);</li> <li>– For products measured from WFA (Workforce Administration) data (products listed for Zone-type disaggregation) trouble reports coded to trouble codes for Carrier Action (IEC) and Customer Provided Equipment (CPE).</li> </ul> </li> <li>• Subsequent trouble reports of any trouble before the original trouble report is closed</li> <li>• Information tickets generated for internal Qwest system/network monitoring purposes.</li> <li>• Trouble reports on the day of installation before the installation work is reported by the technician/installer as complete.</li> <li>• Records involving official company services.</li> <li>• Records with invalid trouble receipt dates.</li> <li>• Records with invalid cleared or closed dates.</li> <li>• Records with invalid product codes.</li> <li>• Records missing data essential to the calculation of the measurement per the PID.</li> </ul>	

## MR-7 – Repair Repeat Report Rate (Continued)

Product Reporting:	Standards:
<b>MSA-Type Disaggregation -</b>	
• Resale	
Residential single line service	Parity with retail service
Business single line service	Parity with retail service
Centrex	Parity with retail service
Centrex 21	Parity with retail service
PBX Trunks	Parity with retail service
Basic ISDN	Parity with retail service
• Unbundled Network Element – Platform (UNE-P) (POTS)	Parity with like retail service
• Unbundled Network Element – Platform (UNE-P) (Centrex 21 )	Parity with retail Centrex 21
• Unbundled Network Element – Platform (UNE-P) (Centrex)	Parity with retail Centrex
• Shared Loop/Line Sharing	<b>ROC States:</b> Diagnostic Comparison with Qwest Retail DSL
	<b>AZ &amp; CO:</b> Parity with Qwest Retail DSL
• Sub-Loop Unbundling	<b>ROC States:</b> Diagnostic
	<b>CO:</b> Parity with retail ISDN-BRI
<b>Zone-Type Disaggregation -</b>	
• Resale	
Qwest DSL	Parity with retail service
Primary ISDN	Parity with retail service
DS0	Parity with retail service
DS1	Parity with retail service
DS3 and higher bit-rate services (aggregate)	Parity with retail service
Frame Relay	Parity with retail service
• LIS Trunks	Parity with Feature Group D (aggregate)
• Unbundled Dedicated Interoffice Transport (UDIT)	
UDIT – DS1 level	Parity with retail DS1 Private Line
UDIT – Above DS1 level	Parity with retail Private Lines above DS1 level
Dark Fiber – IOF	Diagnostic
• Unbundled Loops:	
Analog Loop	Parity with retail Res and Bus POTS
Non-loaded Loop (2-wire)	Parity with retail ISDN BRI
Non-loaded Loop (4-wire)	Parity with retail DS1 Private Line
DS1-capable Loop	Parity with retail DS1 Private Line
ISDN-capable Loop	Parity with retail ISDN BRI
ADSL-qualified Loop	Parity with retail Qwest DSL
Loop types of DS3 and higher bit-rates (aggregate)	Parity with retail DS3 and higher bit-rate Private Line services (aggregate)
Dark Fiber – Loop	Diagnostic
• E911/911 Trunks	Parity with retail E911/911 Trunks
• Enhanced Extended Links (EELs)	Diagnostic

### MR-7 – Repair Repeat Report Rate (Continued)

<p><b>Availability:</b> Available (except at noted below)</p> <p><b>Under Development:</b></p> <ul style="list-style-type: none"><li>• Reporting of UNE-P Centrex 21 – beginning with Dec 01 data on the Jun 02 report.</li></ul>	<p><b>Notes:</b></p>
---	----------------------

## MR-8 – Trouble Rate

<b>Purpose:</b> Evaluates the overall rate of trouble reports as a percentage of the total installed base of the service or element.	
<b>Description:</b> Measures trouble reports by product and compares them to the number of lines in service. <ul style="list-style-type: none"> <li>• Includes all trouble reports closed during the reporting period, subject to exclusions specified below.</li> <li>• Includes all applicable trouble reports, including those that are out of service and those that are only service-affecting.</li> </ul>	
<b>Reporting Period:</b> One month	<b>Unit of Measure:</b> Percent
<b>Reporting Comparisons:</b> CLEC aggregate, individual CLEC and Qwest Retail results	<b>Disaggregation Reporting:</b> Statewide level.
<b>Formula:</b> $[(\text{Total number of trouble reports closed in the reporting period involving the specified service grouping}) \div (\text{Total number of the specified services that are in service in the reporting period})] \times 100$	
<b>Exclusions:</b> <ul style="list-style-type: none"> <li>• Trouble reports coded as follows:             <ul style="list-style-type: none"> <li>– For products measured from MTAS data, trouble reports coded to disposition codes for: Customer Action (6); Non-Telco Plant (11); Trouble Beyond the Network Interface (12); and Miscellaneous – Non-Dispatch, non-Qwest (includes CPE, Customer Instruction, Carrier, Alternate Provider (13);</li> <li>– For products measured from WFA data trouble reports coded to trouble codes for Carrier Action (IEC) and Customer Provided Equipment (CPE).</li> </ul> </li> <li>• Subsequent trouble reports of any trouble before the original trouble report is closed.</li> <li>• Information tickets generated for internal Qwest system/network monitoring purposes.</li> <li>• Trouble reports on the day of installation before the installation work is reported by the technician/installer as complete.</li> <li>• Records involving official company services.</li> <li>• Records with invalid trouble receipt dates.</li> <li>• Records with invalid cleared or closed dates.</li> <li>• Records with invalid product codes.</li> <li>• Records missing data essential to the calculation of the measurement per the PID.</li> </ul>	

**MR-8 – Trouble Rate (continued)**

<b>Product Reporting:</b>	<b>Standards:</b>
<ul style="list-style-type: none"> <li>Resale</li> </ul>	
Residential single line service	Parity with retail service
Business single line service	Parity with retail service
Centrex	Parity with retail service
Centrex 21	Parity with retail service
PBX Trunks	Parity with retail service
Basic ISDN	Parity with retail service
Qwest DSL	Parity with Qwest DSL service
Primary ISDN	Parity with retail service
DS0	Parity with retail service
DS1	Parity with retail service
DS3 and higher bit-rate services (aggregate)	Parity with retail service
Frame Relay	Parity with retail service
<ul style="list-style-type: none"> <li>Unbundled Network Element – Platform (UNE-P) (POTS)</li> </ul>	Parity with like retail service
<ul style="list-style-type: none"> <li>Unbundled Network Element – Platform (UNE-P) (Centrex 21 )</li> </ul>	Parity with retail Centrex 21
<ul style="list-style-type: none"> <li>Unbundled Network Element – Platform(UNE-P) (Centrex)</li> </ul>	Parity with retail Centrex
<ul style="list-style-type: none"> <li>Shared Loop/Line Sharing</li> </ul>	<b>ROC States:</b> Parity with RES and BUS POTS <b>CO:</b> Parity with Qwest DSL
<ul style="list-style-type: none"> <li>Sub-Loop Unbundling</li> </ul>	<b>ROC States:</b> Diagnostic <b>CO:</b> Parity with retail ISDN-BRI
<ul style="list-style-type: none"> <li>LIS Trunks</li> </ul>	Parity with Feature Group D (aggregate)
<ul style="list-style-type: none"> <li>Unbundled Dedicated Interoffice Transport (UDIT)</li> </ul>	
UDIT – DS1 level	Parity with retail DS1 Private Line Service
UDIT – Above DS1 level	Parity with retail Private Lines above DS1 level
Dark Fiber – IOF	Diagnostic
<ul style="list-style-type: none"> <li>Unbundled Loops:</li> </ul>	
Analog Loop	Parity with retail Res and Bus POTS
Non-loaded Loop (2-wire)	Parity with retail ISDN BRI
Non-loaded Loop (4-wire)	Parity with retail DS1 Private Line
DS1-capable Loop	Parity with retail DS1 Private Line
ISDN-capable Loop	Parity with retail ISDN BRI
ADSL-qualified Loop	Parity with retail Qwest DSL
Loop types of DS3 and higher bit-rates (aggregate)	Parity with retail DS3 and higher bit-rate services (aggregate)
Dark Fiber – Loop	Diagnostic
<ul style="list-style-type: none"> <li>E911/911 Trunks</li> </ul>	Parity with retail E911/911 Trunks
<ul style="list-style-type: none"> <li>Enhanced Extended Links (EELs)</li> </ul>	Diagnostic
<b>Availability:</b> Available (except at noted below)  Under Development: <ul style="list-style-type: none"> <li>Reporting of UNE-P Centrex 21 – beginning with Dec 01 data on the Jun 02 report.</li> </ul>	<b>Notes:</b>



## MR-10 – Customer and Non-Qwest Related Trouble Reports

<p><b>Purpose:</b> Evaluates the extent that trouble reports were customer related, and provides diagnostic information to help address potential issues that might be raised by the core maintenance and repair performance indicators.</p>	
<p><b>Description:</b> Measures the percentage of all trouble reports that are attributed to the customer as a percentage of all trouble reports resolved during the reporting period, subject to exclusions specified below. Includes trouble reports closed during the reporting period coded as follows:</p> <ul style="list-style-type: none"> <li>• For products measured from MTAS data, trouble reports coded to disposition codes for: Customer Action (6); Non-Telco Plant (11), Trouble Beyond the Network Interface (12); and Miscellaneous – Non-Dispatch, non-Qwest (includes CPE, Customer Instruction, Carrier, Alternate Provider (13); and trouble reports involving a "no access" delay for MSA type disaggregated products.</li> <li>• For products measured from WFA (Workforce Administration) data trouble reports coded to trouble codes for Carrier Action (IEC) and Customer Provided Equipment (CPE).</li> </ul>	
<p><b>Reporting Period:</b> One month</p>	<p><b>Unit of Measure:</b> Percent</p>
<p><b>Reporting Comparisons:</b> CLEC aggregate, individual CLEC and Qwest Retail results</p>	<p><b>Disaggregation Reporting:</b> Statewide level.</p>
<p><b>Formula:</b>  <math display="block">\left[ \frac{\text{Number of Trouble Reports coded to disposition codes specified above}}{\text{Total Number of Trouble Reports Closed in the Reporting Period}} \right] \times 100</math> </p>	
<p><b>Exclusions:</b></p> <ul style="list-style-type: none"> <li>• Subsequent trouble reports of any trouble before the original trouble report is closed</li> <li>• Information tickets generated for internal Qwest system/network monitoring purposes.</li> <li>• Records involving official company services.</li> <li>• Records with invalid trouble receipt dates.</li> <li>• Records with invalid cleared or closed dates.</li> <li>• Records with invalid product codes.</li> <li>• Records missing data essential to the calculation of the measurement per the PID.</li> <li>• Trouble reports on the day of installation before the installation work is reported by the technician/installer as complete.</li> </ul>	

## MR-10 Customer and Non-Qwest Related Trouble Reports (continued)

<b>Product Reporting:</b>	<b>Standards:</b>
• Resale	
Residential single line service	Diagnostic
Business single line service	Diagnostic
Centrex	Diagnostic
Centrex 21	Diagnostic
PBX Trunks	Diagnostic
Basic ISDN	Diagnostic
Qwest DSL	Diagnostic
• Unbundled Network Element – Platform (UNE-P) (POTS)	Diagnostic
• Unbundled Network Element – Platform (UNE-P) (Centrex 21 )	Parity with retail Centrex 21
• Unbundled Network Element – Platform (UNE-P) (Centrex)	Diagnostic
• Resale	
Primary ISDN	Diagnostic
DS0	Diagnostic
DS1	Diagnostic
DS3 and higher bit-rate services (aggregate)	Diagnostic
Frame Relay	Diagnostic
• LIS Trunks	Diagnostic
• Unbundled Dedicated Interoffice Transport (UDIT)	
UDIT – DS1 level	Diagnostic
UDIT – Above DS1 level	Diagnostic
• Unbundled Loops:	
Analog Loop	Diagnostic
Non-loaded Loop (2-wire)	Diagnostic
Non-loaded Loop (4-wire)	Diagnostic
DS1-capable Loop	Diagnostic
ISDN-capable Loop	Diagnostic
ADSL-qualified Loop	Diagnostic
Loop types of DS3 and higher bit-rates (aggregate)	Diagnostic
• E911/911 Trunks	Diagnostic
<b>Availability:</b> Available (except at noted below)	<b>Notes:</b>
Under Development: • Reporting of UNE-P Centrex 21 – beginning with Dec 01 data on the Jun 02 report.	



## MR-11 – LNP Trouble Reports Cleared within 24 Hours

<p><b>Purpose:</b> Evaluates timeliness of clearing LNP trouble reports, focusing on the degree to which residence and business, disconnect-related, out-of-service trouble reports are cleared within four business hours and all LNP-related trouble reports are cleared within 48 hours.</p>	
<p><b>Description:</b> MR-11A: Measures the percentage of specified LNP-only (i.e., not unbundled-loop), residence and business, out-of-service trouble reports that are cleared within four business hours of Qwest receiving these trouble reports from CLECs.</p> <ul style="list-style-type: none"> <li>Includes only trouble reports that are received on or before the currently-scheduled due date of the actual LNP-related disconnect time/date, or the next business day, that are confirmed to be caused by disconnects being made before the scheduled time, and that are closed during the reporting period, subject to exclusions specified below.</li> </ul> <p>MR-11B: Measures the percentage of specified LNP-only trouble reports that are cleared within 48 hours of Qwest receiving these trouble reports from CLECs.</p> <ul style="list-style-type: none"> <li>Includes all LNP-only trouble reports, received within four calendar days of the actual LNP-related disconnect date and closed during the reporting period.</li> <li>The “currently-scheduled due date/time” is the original due date/time established by Qwest in response to CLEC/customer request for disconnection of service ported via LNP or, if CLEC submits to Qwest a timely or untimely request for delay of disconnection, it is the CLEC/customer-requested later date/time.</li> <li>A request for delay of disconnection is considered timely if received by Qwest before 8:00 p.m. MT on the due date that Qwest has on record at the time of the request.</li> <li>A request for delay of disconnection is considered untimely if received by Qwest after 8:00 p.m. MT on the due date and before 12:00 p.m. MT (noon) on the day after the due date</li> <li>Time measured is from the date and time Qwest receives the trouble report to the date and time trouble is cleared.</li> </ul>	
<p><b>Reporting Period:</b> One month</p>	<p><b>Unit of Measure:</b> Percent</p>
<p><b>Reporting Comparisons:</b> CLEC Aggregate and Individual CLEC</p>	<p><b>Disaggregation Reporting:</b> Statewide level (all are “non-dispatched”).</p>
<p><b>Formula:</b> MR-11A = <math>\left[ \frac{\text{Number of specified out-of-service LNP-only Trouble Reports, for LNP-related troubles confirmed to be caused by disconnects, that Qwest executed before the currently-scheduled due date/time, that were closed in the reporting period and cleared within four business hours}}{\text{Total Number of specified out of service LNP-only Trouble Reports for LNP-related troubles confirmed to be caused by disconnects that Qwest executed before the currently-scheduled due date/time, that were closed in the reporting period}} \right] \times 100</math></p> <p>MR-11B = <math>\left[ \frac{\text{Number of specified LNP-only Trouble Reports closed in the reporting period that were cleared within 48 hours}}{\text{Total Number of specified LNP-only Trouble Reports closed in the reporting period}} \right] \times 100</math></p>	
<p><b>Exclusions:</b></p> <ul style="list-style-type: none"> <li>Trouble reports attributed to customer or non-Qwest reasons</li> <li>Trouble reports not related to valid requests (LSRs) for LNP and associated disconnects.</li> <li>Subsequent trouble reports of LNP trouble before the original trouble report is closed.</li> <li>For MR-11B only: Trouble reports involving a “no access” delay.</li> <li>Information tickets generated for internal Qwest system/network monitoring purposes.</li> <li>Records involving official company services.</li> </ul>	

## MR-11 – LNP Trouble Reports Cleared within 24 Hours (Continued)

<ul style="list-style-type: none"> <li>• Records with invalid trouble receipt dates.</li> <li>• Records with invalid cleared or closed dates.</li> <li>• Records with invalid product codes.</li> <li>• Records missing data essential to the calculation of the measurement per the PID.</li> </ul>	
<p><b>Product Reporting: LNP</b></p>	<p><b>Standards:</b></p> <p><u>MR-11A:</u></p> <ul style="list-style-type: none"> <li>• If OP-17 result meets its standard, the MR-11A standard is Diagnostic.</li> <li>• If OP-17 result does not meet its standard, the MR-11A standard is as follows:             <ul style="list-style-type: none"> <li>– For 0-20 trouble reports*: No more than 1 ticket cleared in &gt; four business hours</li> <li>– For &gt; 20 trouble reports*: The lesser of 95% or Parity with MR-3C results for Retail Residence and Business</li> </ul> </li> </ul> <p><u>MR-11B:</u></p> <ul style="list-style-type: none"> <li>• For 0-20 trouble reports**: No more than 1 ticket cleared &gt; 48 hours</li> <li>• For &gt; 20 trouble reports**: The lesser of 95% or Parity with MR-4C results for Retail Residence and</li> </ul> <p>* Based on MR-11A denominator.</p> <p>** Based on MR-11B denominator.</p>
<p><b>Availability:</b> Available</p>	<p><b>Notes:</b></p>

**MR-12 – LNP Trouble Reports – Mean Time to Restore Measurement dropped from PID**

## Billing

### BI-1 – Time to Provide Recorded Usage Records

<b>Purpose:</b> Evaluates the timeliness with which Qwest provides recorded daily usage records to CLECs.	
<b>Description:</b> Measures the average time interval from date of recorded daily usage to date usage records are transmitted or made available to CLECs as applicable. BI-1A – Measures recorded daily usage for UNEs and Resale and includes industry standard electronically transmitted usage records for feature group switched access, <sup>NOTE 1</sup> local measured usage, local message usage, toll usage, and local exchange service components priced on a per-use basis, subject to exclusions specified below. BI-1B – Measures the percent of recorded daily usage for Jointly provided switched access provided within four days. This includes usage created by the CLEC and Qwest or IXC providing access, usually via 2-way Feature Group X trunk groups for Feature Group A, Feature Group B, Feature Group D, Phone to Phone IP Telephony, 8XX access, and 900 access and their successors or similar Switched Access services. BI-1C – Provides separate reporting for two elements captured in BI-1A above, as follows: <ul style="list-style-type: none"> <li>• BI-1C-1 – Measures recorded daily usage for UNEs and Resale and includes industry standard electronically transmitted usage records for feature group switched access,<sup>NOTE 1</sup> subject to exclusions specified below.</li> <li>• BI-1C-2 – Measures recorded daily usage for UNEs and Resale and includes industry standard electronically transmitted usage records for local measured usage, local message usage, toll usage, and local exchange service components priced on a per-use basis, subject to exclusions specified below.</li> </ul>	
<b>Reporting Period:</b> One month	<b>Unit of Measure:</b> BI-1A, BI-1C-1, BI-1C-2: Average Business Days BI-1B: Percent
<b>Reporting Comparisons:</b> CLEC aggregate, individual CLECs, and Qwest Retail results	<b>Disaggregation Reporting:</b> State level.
<b>Formula:</b> $BI-1A, BI-1C-1, BI-1C-2 \text{ (for specified products \& records)} = \frac{\sum(\text{Date Record Transmitted or made available} - \text{Date Usage Recorded})}{(\text{Total number of records})}$ $BI-1B = \left[ \frac{\text{\# of daily usage records for Jointly provided switched access sent within four days}}{\text{Total daily usage records for Jointly provided switched access in the report period}} \right] \times 100$	
<b>Exclusions:</b> Instances where the CLEC requests other than daily usage transmission or availability.	
<b>Product Reporting:</b> <ul style="list-style-type: none"> <li>• UNEs and Resale</li> <li>• Jointly-provided Switched Access</li> </ul>	<b>Standard:</b> BI-1A: Parity with Qwest retail. BI-1B: 95% within 4 business days BI-1C-1, BI-1C-2: Diagnostic Comparison with the Qwest Retail results used in standard for BI-1A
<b>Availability:</b> Available (except as noted below)  Under Development: <ul style="list-style-type: none"> <li>• Disaggregation of 110XXX records in BI-1C-1 and CAT 10 records in BI-1C-2 beginning with Jun 02 data on the July 02 report</li> </ul>	<b>Notes:</b> 1. "Feature group switched access" includes all type 110XXX detail records for Feature Groups A, B, C, and D

**MR-11 – LNP Trouble Reports Cleared within 24 Hours (Continued)**

--	--

## BI-2 – Invoices Delivered within 10 Days

<b>Purpose:</b> Evaluates the timeliness with which Qwest delivers industry standard electronically transmitted bills to CLECs, focusing on the percent delivered within ten calendar days.	
<b>Description:</b> Measures the percentage of invoices that are delivered within ten days, based on the number of days between the bill date and bill delivery. <ul style="list-style-type: none"> <li>Includes all industry standard electronically transmitted invoices for local exchange services and toll, subject to exclusions specified below.</li> </ul>	
<b>Reporting Period:</b> One month	<b>Unit of Measure:</b> Percent
<b>Reporting Comparisons:</b> Combined Qwest Retail/CLEC results (Parity by design)	<b>Disaggregation Reporting:</b> State level
<b>Formula:</b> $\left[ \frac{\text{Count of Invoices for which Bill Transmission Date to Bill Date is ten calendar days or less}}{\text{Total Number of Invoices}} \right] \times 100$	
<b>Exclusions:</b> <ul style="list-style-type: none"> <li>Bills transmitted via paper, magnetic tape, CD-ROM, diskette.</li> <li>Records with missing data essential to the calculation of the measurement per the PID.</li> </ul>	
<b>Product Reporting:</b> <ul style="list-style-type: none"> <li>UNEs and Resale</li> </ul>	<b>Standard:</b> Parity by design.
<b>Availability:</b> Available	<b>Notes:</b>

### BI-3 – Billing Accuracy – Adjustments for Errors

<b>Purpose:</b> Evaluates the accuracy with which Qwest bills CLECs, focusing on the percentage of billed revenue adjusted due to errors.	
<b>Description:</b> Measures the billed revenue minus amounts adjusted off bills due to errors, as a percentage of total billed revenue. <ul style="list-style-type: none"> <li>• Both the billed revenue and amounts adjusted off bills due to error are calculated from bills rendered in the reporting period.</li> <li>• “Amounts adjusted off bills due to errors” is the sum of all bill adjustments made in the reporting period that involve, either in part or in total, adjustment codes related to billing errors. (Each adjustment thus qualifying is added to the sum in its entirety.)</li> </ul>	
<b>Reporting Period:</b> One month	<b>Unit of Measure:</b> Percent
<b>Reporting Comparisons:</b> CLEC aggregate, individual CLECs, and Qwest Retail results	<b>Disaggregation Reporting:</b> State level.
<b>Formula:</b> $[\sum(\text{Revenue Billed without Error}) \div (\text{Total Billed Revenue billed in Reporting Period})] \times 100$	
<b>Exclusions:</b> <ul style="list-style-type: none"> <li>• BI-3A - UNEs and Resale – None</li> <li>• BI-3B - Reciprocal Compensation Minutes of Use – Billing adjustments as a result of CLEC-caused errors in return of minutes of use</li> </ul>	
<b>Product Reporting:</b> <ul style="list-style-type: none"> <li>• BI-3A - UNEs and Resale</li> <li>• BI-3B - Reciprocal Compensation Minutes of Use (MOU)</li> </ul>	<b>Standard:</b> <ul style="list-style-type: none"> <li>• BI-3A – UNEs and Resale: Parity with Qwest retail bills.</li> <li>• BI-3B – Reciprocal Compensation (MOU) – 95%</li> </ul>
<b>Availability:</b> <p style="text-align: center;">Available</p>	<b>Notes:</b>

## BI-4 – Billing Completeness

<b>Purpose:</b> <ul style="list-style-type: none"> <li>• UNEs and Resale – Evaluates the completeness with which Qwest reflects non-recurring and recurring charges associated with completed service orders on the bills.</li> <li>• Reciprocal Compensation Minutes of Use (MOU) – Evaluates the completeness with which Qwest reflects the revenue for Local Minutes of Use associated with CLEC local traffic over Qwest’s network on the bills</li> </ul>	
<b>Description:</b>  BI-4A – UNEs and Resale: Measures the percentage of non-recurring and recurring charges associated with completed service orders appear on the correct bill.*  BI-4B – Reciprocal Compensation (MOU): Measures the percentage of revenue associated with local minutes of use appearing on the correct (current) bill.*  * Correct bill = next available bill	
<b>Reporting Period:</b> One month	<b>Unit of Measure:</b> Percent
<b>Reporting Comparisons:</b> CLEC aggregate, individual CLECs, and Qwest Retail results	<b>Disaggregation Reporting:</b> Statewide level.
<b>Formula:</b> BI-4A – UNEs and Resale = $[\sum(\text{Count of service orders with non-recurring and recurring charges associated with completed service orders on the bills that are billed on the correct bill} \div \text{total count of service orders with non-recurring and recurring charges associated with completed service orders billed on the bill})] \times 100$  BI-4B – Reciprocal Compensation MOU = $[\sum(\text{Revenue for Local Minutes of Use billed on the correct* bill} \div \text{Total revenue for Local Minutes of Use collected during the month})] \times 100$	
<b>Exclusions:</b> None	
<b>Product Reporting:</b> <ul style="list-style-type: none"> <li>• UNEs and Resale</li> <li>• Reciprocal Compensation (MOU)</li> </ul>	<b>Standard:</b> <b>BI-4A</b> - UNEs and Resale: Parity with Qwest Retail bills. <b>BI-4B</b> - Reciprocal Compensation (MOU): 95%
<b>Availability:</b>  Available	<b>Notes:</b>



## Database Updates

### DB-1 – Time to Update Databases

<p><b>Purpose:</b> Evaluates the time required for updates to the databases of E911, LIDB, and Listing Services System (LSS).</p>	
<p><b>Description:</b></p> <ul style="list-style-type: none"> <li>Measures the average time required to update the databases of E911, LIDB, and LSS.</li> <li>Includes all database updates as specified under Disaggregation Reporting completed during the reporting period.</li> <li>For DB-1A the time to update the E911 database is provided by the third party vendor that performs the update. The elapsed time is captured automatically by the database system. There are no "individual E911 database update records" provided with which to measure the database update process.</li> <li>The numerator of DB-1A is calculated by multiplying the vendor-calculated results (Average Minutes in Process Time) by the denominator (Count of records Processed). This method produces a result from the vendor data that is the same as that which would be produced by totalling the update times from individual E911 database update records.</li> </ul>	
<p><b>Reporting Period:</b> One month</p>	<p><b>Unit of Measure:</b> E911 – Hrs: Mins. LIDB &amp; Directory Listings – Seconds</p>
<p><b>Reporting Comparisons:</b> DB-1A-E911: Combined results for Qwest Retail and Reseller CLEC Aggregate; DB-1B – LIDB: Combined results for all Qwest Retail, Reseller CLEC and Facilities Based CLEC updates; DB-1C-1 Listings: Combined results for all Provider types including Qwest Retail, Reseller CLEC, and Facilities Based CLEC, ILEC and Unknown Provider, Electronically Submitted, Electronically Processed updates;<sup>NOTE 1</sup> DB-1C-2 Listings: Combined results for all Provider types including Qwest Retail, Reseller CLEC, CLEC Aggregate for Facilities-based, ILEC, and Unknown Provider Manually Processed updates.<sup>NOTE 1, NOTE 2</sup></p>	<p><b>Disaggregation Reporting:</b> DB-1A: E911 for Qwest Retail and Reseller CLEC–State level; DB-1B: LIDB for Qwest Retail, Reseller CLEC and Facilities Based CLEC – Multi state region-wide level DB-1C-1: Listings for all Provider types including Qwest Retail, Reseller CLEC, and Facilities Based CLEC, ILEC and Unknown Provider, Electronically Submitted, Electronically Processed–Sub-region applicable to state DB-1C-2: Listings for all Provider types including Qwest Retail, Reseller CLEC, Facilities-Based CLEC, ILEC and Unknown Provider – Manually Processed – region-wide level</p>
<p><b>Formula:</b> [(Date and Time of database update for each database update as specified under Disaggregation Reporting in the reporting period) – (Date and Time of submissions of data for entry into the database for each database update as specified under Disaggregation Reporting in the reporting period) ÷ Total database updates as specified under Disaggregation Reporting completed in the reporting period]</p>	
<p><b>Exclusion:</b></p> <ul style="list-style-type: none"> <li>Invalid start/stop dates/times.</li> </ul>	

<p><b>Product Reporting:</b> Not applicable (Reported by database type)</p>	<p><b>Standard:</b> DB-1A-E911: Parity by design DB-1B-LIDB: Parity by design DB-1C-1 – Listings: Parity by design DB-1C-2 – Listings: Parity with DB-1C-1 results for all Provider types combined Qwest Retail, Reseller CLEC, Facilities Based, ILEC, and Unknown Provider, Electronically Submitted, Electronically Processed, updates</p>
<p><b>Availability:</b> Available</p>	<p><b>Notes:</b></p> <ol style="list-style-type: none"> <li>1. Because they cannot be separated, results for Qwest Retail, Reseller CLEC, Facilities-based CLECs, ILEC and Unknown Provider updates are reported combined within these disaggregations.</li> <li>2. Because the data could not be separated, Qwest included in this measurement updates submitted through facsimile as well as updates submitted electronically. However, in May 01 Qwest discontinued reporting this disaggregation when Qwest began electronically updating electronic submissions and discontinued separately reporting faxed submissions.</li> </ol>

## DB-2 – Accurate Database Updates

<b>Purpose:</b> Evaluates the accuracy of database updates completed without errors in the reporting period.	
<b>Description:</b> <ul style="list-style-type: none"> <li>Measures the percentage of database updates completed without errors in the reporting period.</li> <li>Includes all database updates as specified under Disaggregation Reporting completed during the reporting period.</li> </ul>	
<b>Reporting Period:</b> One month	<b>Unit of Measure:</b> Percent
<b>Reporting Comparisons:</b> DB-2C-1 Listings – Combined results for all Qwest Retail, Reseller CLEC and Facilities Based CLEC Electronically Submitted, Electronically Processed updates DB-2C-2 Listings – CLEC Aggregate for Reseller and Facilities-Based CLEC – Manually Processed updates	<b>Disaggregation Reporting:</b> DB-2C-1, Listings for Qwest Retail, Reseller CLEC, and Facilities Based CLEC Electronically Submitted, Electronically Processed updates: Statewide DB-2C-2, Facilities-Based and Reseller CLEC, Manually Processed updates: Statewide <sup>NOTE 1</sup>
<b>Formula:</b> $\left[ \frac{\text{Total database updates as specified under Disaggregation Reporting completed without errors in the reporting period}}{\text{Total database updates as specified under Disaggregation Reporting completed in the reporting period}} \right] \times 100$	
<b>Exclusions:</b> Invalid start/stop dates/times.	
<b>Product Reporting:</b> Not applicable (Reported by database type)	<b>Standard:</b> DB-2C-1 – Listings: Parity by design <sup>NOTE 2</sup> DB-2C-2 – Listings: Parity with DB-2C-1 results for combined Qwest Retail, Reseller CLEC, and Facilities Based and Reseller CLEC Electronically Submitted, Electronically Processed updates
<b>Availability:</b> Available	<b>Notes:</b> <ol style="list-style-type: none"> <li>Because the data could not be separated, Qwest included in this measurement updates submitted through facsimile as well as updates submitted electronically. However, in May 01 Qwest discontinued reporting this disaggregation when Qwest began electronically updating electronic submissions and discontinued separately reporting faxed submissions.</li> <li>Qwest retail and Reseller CLECs are parity by design. Because Facilities based CLEC Electronically Submitted, Electronically Processed cannot be separated out from Reseller CLECs they are reported combined within this disaggregation.</li> </ol>

## Directory Assistance

### DA-1 – Speed of Answer – Directory Assistance

<b>Purpose:</b> Evaluates timeliness of customer access to Qwest's Directory Assistance operators, focusing on how long it takes for calls to be answered.	
<b>Description:</b> Measures the average time following first ring until a call is first picked up by the Qwest agent/system to answer Directory Assistance calls. <ul style="list-style-type: none"> <li>• Includes all calls to Qwest directory assistance during the reporting period.</li> <li>• Because a system (electronic voice) prompts for city, state, and listing requested before the actual operator comes on the line, the first ring is defined as when the voice response unit places the call into queue.</li> <li>• Measurements are taken by sampling calls from the network queue at 10-second intervals. A count of calls in the queue is taken for every sampling event (10-second snapshot), and this count is multiplied by 10 to get a measurement of waiting intervals.</li> <li>• Using this method, calls that enter the queue after a sample is taken but exit before the next sample is taken are not counted, i.e., are effectively counted as a zero interval. However, this situation is offset by calls that enter just prior to a sampling time, but exit before the next sampling time, and which are counted as 10 seconds. The call intervals shorter than 10 seconds that are counted as 10 seconds are offset by those calls shorter than 10 seconds that are not counted.</li> </ul>	
<b>Reporting Period:</b> One month	<b>Unit of Measure:</b> Seconds
<b>Reporting Comparisons:</b> Results for Qwest and all CLECs are combined.	<b>Disaggregation Reporting:</b> Sub-region applicable to state
<b>Formula:</b> $\Sigma[(\text{Date and Time of Call Answer}) - (\text{Date and Time of First Ring})] \div (\text{Total Calls Answered by Center})$	
<u>Explanation:</u> Average speed of answer is obtained by dividing the sum of all answer times recorded (minutes/seconds) by the total number of calls answered at the center in a given month.	
<b>Exclusions:</b> Abandoned Calls are not included in the total number of calls answered by the center.	
<b>Product Reporting:</b> None	<b>Standard:</b> Parity by design
<b>Availability:</b> <div style="text-align: center;">Available</div>	<b>Notes:</b>

## Operator Services

### OS-1 – Speed of Answer – Operator Services

<b>Purpose:</b> Evaluates timeliness of customer access to Qwest’s operators, focusing on how long it takes for calls to be answered.	
<b>Description:</b> Measures the time following first ring until a call is answered by the Qwest agent. <ul style="list-style-type: none"> <li>• Includes all calls to Qwest’s operator services during the reporting period, subject to exclusions specified below.</li> <li>• Measurements are taken by sampling calls from the network queue at 10-second intervals. A count of calls in the queue is taken for every sampling event (10-second snapshot), and this count is multiplied by 10 to get a measurement of waiting intervals.</li> <li>• Using this method, calls that enter the queue after a sample is taken but exit before the next sample is taken are not counted, i.e., are effectively counted as a zero interval. However, this situation is offset by calls that enter just prior to a sampling time, but exit before the next sampling time, and which are counted as 10 seconds. The call intervals shorter than 10 seconds that are counted as 10 seconds are offset by those calls shorter than 10 seconds that are not counted.</li> </ul>	
<b>Reporting Period:</b> One month	<b>Unit of Measure:</b> Seconds
<b>Reporting Comparisons:</b> Qwest and all CLECs are aggregated in a single measure.	<b>Disaggregation Reporting:</b> Sub-region applicable to state
<b>Formula:</b> $\Sigma[(\text{Date and Time of Call Answer}) - (\text{Date and Time of First Ring})] \div (\text{Total Calls Answered by Center})$	
<u>Explanation:</u> Average speed of answer is obtained by dividing the sum of all answer times recorded (minutes/seconds) by the total number of calls answered at the center in a given month.	
<b>Exclusions:</b> Abandoned Calls are not included in the total number of calls answered by the center.	
<b>Product Reporting:</b> None	<b>Standard:</b> Parity by design
<b>Availability:</b>  Available	<b>Notes:</b>

# Network Performance

## NI-1 – Trunk Blocking

<b>Purpose:</b> Evaluates factors affecting completion of calls from Qwest end offices to CLEC end offices, compared with the completion of calls from Qwest end offices to other Qwest end offices, focusing on average busy-hour blocking percentages in interconnection or interoffice final trunks.	
<b>Description:</b> Measures the percentage of trunks blocking in interconnection and interoffice final trunks. <ul style="list-style-type: none"> <li>• Includes blocking percentages on all direct final and alternate final interconnection and interoffice trunk groups that are in service during the reporting period, subject to exclusions specified below.</li> </ul>	
<b>Reporting Period:</b> One month	<b>Unit of Measure:</b> Percent Blockage
<b>Reporting Comparisons:</b> CLEC aggregate, individual CLEC, and Qwest Interoffice trunk blocking results.	<b>Disaggregation Reporting:</b> Statewide level. Reports the percentage of trunks blocking in interconnection final trunks, reported by: <ul style="list-style-type: none"> <li>NI-1A Interconnection (LIS) trunks to Qwest tandem offices, with TGSR-related exclusions applied as specified below;</li> <li>NI-1B LIS trunks to Qwest end offices, with TGSR-related exclusions applied as specified below;</li> <li>NI-1C LIS trunks to Qwest tandem offices, without TGSR-related exclusions;</li> <li>NI-1D LIS trunks to other Qwest end offices, without TGSR-related exclusions.</li> </ul>
<b>Formula:</b> $\{[\sum(\text{Blockage in Final Trunk Group of Specified Type}) \times (\text{Number of Circuits in Trunk Group})] \div (\text{Total Number of Final Trunk Circuits in all Final Trunk Groups})\} \times 100$	
Explanation: Actual average percentage of trunk blockage is calculated by dividing the equivalent average number of trunk circuits blocking by the total number of trunk circuits in final trunks of the type being measured.	
<b>Exclusions:</b> <u>For NI-1A and NI-1B only:</u> <ul style="list-style-type: none"> <li>• Trunk groups, blocking in excess of one percent in the reporting period, for which:             <ul style="list-style-type: none"> <li>– A Trunk Group Service Request (TGSR)<sup>NOTES 1 &amp; 2</sup> has been issued in the reporting period; or</li> <li>– CLECs do not submit, within 20 calendar days of receiving a TGSR:                 <ul style="list-style-type: none"> <li>a) Responsive ASRs (or have ASRs pending that are delayed for CLEC reasons<sup>NOTE 3</sup>);</li> <li>b) Trouble Tickets; or</li> <li>c) Notification of traffic re-routing (as described in Note 1 below).</li> </ul> </li> </ul> </li> </ul> <u>For NI-1A, NI-1B, NI-1C, and NI-1D:</u> <ul style="list-style-type: none"> <li>• Trunk groups, blocking in excess of one percent in the reporting period, for which Qwest can identify, in time to incorporate in the regular reporting of this measurement, the cause as being attributable to:             <ul style="list-style-type: none"> <li>– Trunk group out-of-service conditions arising from cable cuts, severe weather, or force majeure circumstances,</li> <li>– The CLEC placing trunks in a “busy” condition.</li> <li>– Lack of interconnection facilities to fulfill LIS requests for which the CLEC did not provide a timely forecast to Qwest. (This portion of the exclusion is limited to being applied in (a) the month the LIS requests could not be fulfilled, due to lack of facilities, and (b) each month thereafter up to the month following facility availability OR up to five months after the month the LIS requests could not be fulfilled, whichever is sooner<sup>NOTE 4</sup>); or</li> <li>– Isolated incidences of blocking, about which Qwest provides notification to the CLEC, that (a) are not recurring or persistent (affecting the same trunk groups), (b) do not warrant corrective action by CLEC or Qwest, and (c) thus, do not require an actionable TGSR.</li> </ul> </li> </ul>	

## NI-1 – Trunk Blocking (Continued)

<ul style="list-style-type: none"> <li>• Trunk groups recently activated that have not been in service for a full “20-high-day, busy hour” review period.</li> <li>• Toll trunks, non-final trunks, and trunks that are not connected to the public switched network.</li> <li>• One-way trunks originating at CLEC end offices.</li> <li>• Qwest official services trunks, local interoffice operator and directory assistance trunks, and local interoffice 911/E911 trunks.</li> <li>• Records with invalid product codes.</li> <li>• Records missing data essential to the calculation of the measurement per the PID.</li> </ul>	
<b>Product Reporting:</b> LIS Trunks	<b>Standard:</b> Where NI-1A $\leq$ 1%: 1 % Where NI-1A > 1%: Parity with Qwest Interoffice Trunks to tandems Where NI-1B $\leq$ 1%: 1 % Where NI-1B > 1%: Parity with Qwest Interoffice Trunks to end offices NI-1C and NI-1D: Diagnostic <sup>NOTE 5</sup>
<b>Availability:</b> Available	<b>Notes:</b> <ol style="list-style-type: none"> <li>1. Qwest uses TGSRs to notify CLECs when trunk blocking exceeds standard thresholds or is determined to be persistent. To respond properly to TGSRs, a CLEC must (a) submit within 20 days ASRs to provide necessary trunk augmentations to avoid further blocking, (b) notify Qwest within 20 days that it is initiating a Trouble Report where Qwest traffic routing problems are causing the blocking referenced by the TGSR, or (c) notify Qwest that the CLEC will undertake its own re-routing of traffic within 20 days to alleviate the blocking.</li> <li>2. The TGSR-related exclusion is applied in the month in which the TGSR is issued and in the month in which the above-specified 20-day response period ends. Thus, any trunk group excluded in one month will not be excluded in the next month, unless there is (a) a 20-day period following a TGSR ends in that month, (b) there is another TGSR applicable to the next month for the same trunk group or (c) an exception documented, in lieu of issuing a subsequent TGSR, where the CLEC’s response to the previous TGSR indicated that, for its own reasons, it plans to take no action at any time to augment the trunk group.</li> <li>3. CLEC delays are reflected by CLEC-initiated order supplements that move the due date later.             <ol style="list-style-type: none"> <li>a) Qwest-initiated due date delays, including supplements made pursuant to Qwest requests to delay due dates, shall not be counted as CLEC delays in this measurement.</li> <li>b) Qwest-initiated due date changes to earlier dates that the CLEC does not meet shall not be counted as a CLEC delay in this measurement unless the earlier dates were mutually agreed-upon.</li> <li>c) CLEC delays (e.g., “customer not ready” in advance of a due date) that do not contribute to a Qwest-established due date being missed shall not be counted as a CLEC delay in this measurement.</li> </ol> </li> <li>4. The limitation on part (3) of this exclusion is intended to bound its applicability to a period of time that treats the unforecasted ASR as if it were, in effect, the first forecast for the facilities needed.             <ol style="list-style-type: none"> <li>a) Given that forecast advance intervals are currently six months, this provision allows the exclusion to apply for no longer than that period of time.</li> <li>b) Nevertheless, this limitation to the exclusion also recognizes that facilities may become available sooner and, if so, reduces the limitation accordingly. In that context, this limitation recognizes that, absent a CLEC forecast, Qwest still retains a responsibility to provide facilities for the ASR, although in a longer timeframe than for ASRs covered by forecasts. NI-1C and NI-1D will be reported for information purposes only, with no standard to be applied.</li> <li>c) This limitation may change depending on the outcome of separate workshops dealing with issues of interconnection forecasting.</li> </ol> </li> <li>5. NI-1C and NI-1D will be reported for information purposes only, with no standard to be applied.</li> </ol>

## NP-1 – NXX Code Activation

### Purpose:

Evaluates the timeliness of Qwest's NXX code activation prior to the LERG effective date or by the "revised" effective date, as set forth herein.

### Description:

NP-1A: Measures the percentage of NXX codes activated in the reporting period that are actually loaded and tested prior to the LERG effective date or the "revised" date, subject to exclusions shown below.

NP-1B: Measures the percentage of NXX codes activated in the reporting period that are delayed beyond the LERG date or "revised" date due to Qwest-caused Interconnection facility delays, subject to exclusions shown below. Included among activations counted as a Qwest delay in this sub-measurement are cases in which "2-6 codes" <sup>NOTE 1</sup> associated with the Qwest interconnection facilities are provided late by Qwest to the CLEC.

- Qwest must receive complete and accurate routing information required for code activation, which includes but is not limited to "2-6 codes" for all interconnection trunk groups associated with the activation no less than 25 days prior to the LERG Due Date or Revised Due Date.
- The "revised" date, for purposes of this measurement, is a CLEC-initiated renegotiation of the activation effective date that is no less than 25 days after Qwest receives complete and accurate routing information required for code activation, which includes but is not limited to "2-6 codes" for all interconnection trunk groups associated with the activation.
- The NXX code activation notice is provided by the LERG (Local Exchange Routing Guide) to Qwest.
- NXX code activation is defined as complete when all translations associated with the new NXX are complete by 11:59 p.m. of the day prior to the date identified in the LERG or the "revised" date (if different than the LERG date).
- The NXX code activation completion process includes testing, including calls to the test number when provided.

**Reporting Period:** One month

**Unit of Measure:** Percent

**Reporting Comparisons:** CLEC aggregate, individual CLEC and Qwest Retail results.

**Disaggregation Reporting:** Statewide.

### Formula:

NP-1A = [(Number of NXX codes loaded and tested in the reporting period prior to the LERG effective date or the "revised" date) ÷ (Number of NXX codes loaded and tested in the reporting period)] x 100

NP-1B = [(Number of NXX codes loaded and tested in the reporting period that were delayed past the LERG effective date or "revised" date affected by Qwest Interconnection Facility Delays) ÷ (Number of NXX codes loaded and tested in the reporting period, including NXX codes loaded and tested in the reporting period that were delayed past the LERG effective date or the "revised" date due to Interconnection Facility Delays)] x 100

### Exclusions:

NP-1A:

- NXX code activations completed after the LERG date or "revised" date due to delays in the installation of Qwest provided interconnection facilities associated with the activations. <sup>NOTE 2</sup>

NP-1A and NP-1B:

- NXX codes with LERG dates or "revised" dates resulting in loading intervals shorter than industry standard (currently 45 calendar days).
- NXX codes where QWEST received complete and accurate routing information required for code activations less than 25 days prior to the LERG due date or Revised due date.



## NP-1 – NXX Code Activation (continued)

<b>Product Reporting:</b> None	<b>Standard:</b> NP1-A: Parity NP1-B: Diagnostic
<b>Availability:</b> Available	<b>Notes:</b> <ol style="list-style-type: none"><li>1. "2-6 codes" are industry-standard designators for local interconnection trunk groups, consisting of 2 alpha letters and six numeric digits.</li><li>2. Only Qwest-provided interconnection facilities are noted in this exclusion, because delays related to facilities provided by CLECs or others are accounted for by revising the due date.</li></ol>

# Collocation

## CP-1 – Collocation Completion Interval

### Purpose:

Evaluates the timeliness of Qwest's installation of collocation arrangements for CLECs, focusing on the average time to complete such arrangements.

### Description:

Measures the interval between the Collocation Application Date and Qwest's completion of the collocation installation.

- Includes all collocations of types specified herein that are assigned a Ready For Service (RFS) date by Qwest and completed during the reporting period, subject to exclusions specified below.
- Collocation types included are: physical cageless, physical caged, shared physical caged, physical-line sharing, cageless-line sharing, and virtual.<sup>NOTE 1</sup>
- The Collocation Application Date is the date Qwest receives from the CLEC a complete and valid application for collocation. In cases where the CLEC's collocation application is received by Qwest on a weekend or holiday, the Collocation Application Date is the next business day following the weekend or holiday.
- Major Infrastructure Modifications include conditioning the collocation space, obtaining permits, and installing DC power plant, standby generators, heating, venting or air conditioning equipment.
- Completion of the collocation installation is the date on which the requested collocation arrangement is "Ready for Service" as defined in the Definition of Terms section herein.
- **Establishment of RFS Dates:** RFS dates are established according to intervals specified in interconnection agreements. Where an interconnection agreement does not specify intervals, or where the CLEC requests, RFS dates are established as follows:<sup>NOTE 2</sup>
  - **Collocation Applications with Timely Quote Acceptance and, for Virtual Collocations, also with Timely Equipment Ready** – for collocation applications where the CLEC accepts the quote in seven or fewer calendar days after the quote date and, for virtual collocations, where the CLEC provides the equipment to be collocated to Qwest 53 calendar days or less after the Collocation Application Date, the RFS date shall be:
    - **Forecasted Collocations:** **90 calendar days after the Collocation Application Date** for collocations for which the CLEC provides a complete forecast to Qwest 60 or more calendar days in advance of the Collocation Application Date.
    - **Unforecasted Collocations:** **120 calendar days after the Collocation Application Date** for collocations for which the CLEC does not provide a forecast to Qwest 60 or more calendar days in advance of the Collocation Application Date.
  - **Collocation Applications with Late Quote Acceptance and, for Virtual Collocations, also with Timely Equipment Ready** – for collocation applications where the CLEC accepts the quote in eight or more calendar days after the quote date and, for virtual collocations, where the CLEC provides the equipment to be collocated to Qwest 53 calendar days or less after the Collocation Application Date, the RFS date shall be:
    - **Forecasted Collocations:** **90 calendar days after the quote acceptance date** for collocations for which the CLEC provides a complete forecast to Qwest 60 or more calendar days in advance of the Collocation Application Date.
    - **Unforecasted Collocations:** **120 calendar days after the quote acceptance date** for collocations for which the CLEC does not provide a forecast to Qwest 60 or more calendar days in advance of the Collocation Application Date.
  - **Virtual Collocation Applications with Timely Quote Acceptance and Late Equipment Ready** – for virtual collocation applications where the CLEC (1) accepts the quote in seven or fewer calendar days after the quote date and (2) provides the equipment to be collocated to Qwest more than 53 calendar days after the Collocation Application Date, the RFS date shall be:
    - **Forecasted Collocations:** **45 calendar days after the equipment is provided to Qwest,** for collocations for which the CLEC provides a complete forecast to Qwest 60 or more

**CP-1 – Collocation Completion Interval (continued)**

<p>calendar days in advance of the Collocation Application Date.</p> <ul style="list-style-type: none"> <li>- <b>Unforecasted Collocations: 75 calendar days after the equipment is provided to Qwest,</b> for collocations for which the CLEC does not provide a forecast to Qwest 60 or more calendar days in advance of the Collocation Application Date.</li> <li>• <b>Virtual Collocation Applications with Late Quote Acceptance and Late Equipment Ready –</b> for virtual collocation applications where the CLEC (1) accepts the quote in eight or more calendar days after the quote date and (2) provides the equipment to be collocated to Qwest more than <u>53</u> calendar days after the Collocation Application Date, the RFS date shall be:             <ul style="list-style-type: none"> <li>- <b>Forecasted Collocations: 45 calendar days after the equipment is provided to Qwest,</b> for collocations for which the CLEC provides a complete forecast to Qwest 60 or more calendar days in advance of the Collocation Application Date.</li> <li>- <b>Unforecasted Collocations: 75 calendar days after the equipment is provided to Qwest,</b> for collocations for which the CLEC does not provide a forecast to Qwest 60 or more calendar days in advance of the Collocation Application Date.</li> </ul> </li> <li>• <b>All Collocations (physical, virtual, forecasted, or unforecasted) requiring Major Infrastructure Modifications: the later of (1) up to 150 calendar days (as specified in the quote) after the Collocation Application Date, or (2) for virtual collocations, 45 days following the date equipment to be collocated is provided to Qwest</b> for collocations in which Major Infrastructure Modifications are required. Qwest will provide to the CLEC, as part of the quotation, the need for, and the duration of, such extended intervals.</li> <li>• When a CLEC submits six (6) or more Collocation applications in a one-week period in any state, completion intervals will be individually negotiated. These collocation arrangements will be included in CP-1A, -1B, or -1C according to the interval criteria specified below for these measurements.</li> <li>• Where there is a CLEC-caused delay, the RFS Date is rescheduled</li> <li>• RFS dates may be extended beyond the above intervals for CLEC reasons, or for reasons beyond Qwest’s control, but not for Qwest reasons.</li> <li>• Where CLECs do not accept the quote within thirty days of the quote date, the application is considered expired.</li> </ul>	
<b>CP-1A</b>	Measures collocation installations for which the scheduled interval from Collocation Application Date to RFS date is 90 calendar days or less.
<b>CP-1B</b>	Measures collocation installations for which the scheduled interval from Collocation Application Date to RFS date is 91 to 120 calendar days.
<b>CP-1C</b>	Measures collocation installations for which the scheduled interval from Collocation Application Date to RFS date is 121 to 150 calendar days.
<b>Reporting Period:</b> One month	<b>Unit of Measure:</b> Calendar Days
<b>Reporting Comparisons:</b> CLEC aggregate and individual CLEC results	<b>Disaggregation Reporting:</b> Statewide.
<p><b>Formula:</b> (for CP-1A, CP-1B and CP-1C)  <math>\Sigma[(\text{Collocation Completion Date}) - (\text{Complete Application Date})] \div (\text{Total Number of Collocations Completed in Reporting Period})</math></p>	

## CP-1 – Collocation Completion Interval (continued)

<b>Exclusions:</b> <ul style="list-style-type: none"> <li>• CP-1A: CLEC collocation applications with RFS dates yielding scheduled intervals longer than 90 calendar days from Collocation Application Date to RFS date.</li> <li>• CP-1B: CLEC collocation applications with RFS dates yielding scheduled intervals shorter than 91 calendar days or longer than 120 calendar days from Collocation Application Date to RFS date.</li> <li>• CP-1C: CLEC collocation applications with RFS dates yielding scheduled intervals shorter than 121 calendar days or longer than 150 calendar days from Collocation Application Date to RFS date.</li> <li>• Cancelled or expired applications.</li> </ul>	
<b>Product Reporting:</b> None	<b>Standards:</b> CP-1A: 90 calendar days CP-1B: 120 calendar days CP-1C: 150 calendar days
<b>Availability:</b> Available	<b>Notes:</b> <ol style="list-style-type: none"> <li>1. Collocations covered by this measurement are central office related. As additional types of central office collocation are defined and offered, they will be included in this measurement. Non-central office-based types of collocation (such as remote collocation and field connection points) will be considered for either inclusion in this measurement, or in new, separate measurements, after the terms, conditions, and processes for such collocation types become finalized, accepted, mature (i.e., six months of experience from first installations), and ordered in volumes warranting reporting (i.e., consistently more than two per month in any state).</li> <li>2. The criteria set forth in the Description above, under "Establishment of RFS Dates," may be changed depending upon the outcome of workshops on interconnection and collocation</li> </ol>

## CP-2 – Collocations Completed within Scheduled Intervals

### Purpose:

Evaluates the extent to which Qwest completes collocation arrangements for CLECs within the standard intervals or intervals established in interconnection agreements.

### Description:

Measures the percentage of collocation applications that are completed within standard intervals, including intervals set forth in interconnection agreements.

- Includes all collocations of types specified herein that are assigned a Ready for Service RFS date by Qwest and that are completed within the reporting period, including those with CLEC-requested RFS dates longer than the standard interval and those with extended RFS dates negotiated with the CLEC (including supplemented collocation orders that extend the RFS date) subject to exclusions specified below. Collocation types included are: physical cageless, physical caged, shared physical caged, physical-line sharing, cageless-line sharing, and virtual.<sup>NOTE 1</sup>
- The Collocation Application Date is the date Qwest receives from the CLEC a complete and valid application for collocation. In cases where the CLEC's collocation application is received by Qwest on a weekend or holiday, the Collocation Application Date is the next business day following the weekend or holiday.
- Major Infrastructure Modifications are defined as conditioning the collocation space, obtaining permits, and installing DC power plant, standby generators, heating, venting or air conditioning equipment.
- A collocation arrangement is counted as met under this measurement if its RFS date is met.
- **Establishment of RFS Dates:** RFS dates are established as follows, except where interconnection agreements require different intervals, in which case the intervals specified in the interconnection agreements apply.<sup>NOTE 2</sup>
  - **Collocation Applications with Timely Quote Acceptance and, for Virtual Collocations, also with Timely Equipment Ready** – for collocation applications where the CLEC accepts the quote in seven or fewer calendar days after the quote date and, for virtual collocations, where the CLEC provides the equipment to be collocated to Qwest 53 calendar days or less after the Collocation Application Date, the RFS date shall be:
    - **Forecasted Collocations:** 90 calendar days after the Collocation Application Date for physical collocations for which the CLEC provides a complete forecast to Qwest 60 or more calendar days in advance of the Collocation Application Date.
    - **Unforecasted Collocations:** 120 calendar days after the Collocation Application Date for **physical collocations** for which the CLEC does not provide a forecast to Qwest 60 or more calendar days in advance of the Collocation Application Date.
  - **Collocation Applications with Late Quote Acceptance and, for Virtual Collocations, also with Timely Equipment Ready** – for collocation applications where the CLEC accepts the quote in eight or more calendar days after the quote date and, for virtual collocations, where the CLEC provides the equipment to be collocated to Qwest 53 calendar days or less after the Collocation Application Date, the RFS date shall be:
    - **Forecasted Collocations:** 90 calendar days after the quote acceptance date for collocations for which the CLEC provides a complete forecast to Qwest 60 or more calendar days in advance of the Collocation Application Date.
    - **Unforecasted Collocations:** 120 calendar days after the quote acceptance date for collocations for which the CLEC does not provide a forecast to Qwest 60 or more calendar days in advance of the Collocation Application Date.
  - **Virtual Collocation Applications with Timely Quote Acceptance and Late Equipment Ready** – for virtual collocation applications where the CLEC (1) accepts the quote in seven or fewer calendar days after the quote date and (2) provides the equipment to be collocated to Qwest more than 53 calendar days after the Collocation Application Date, the RFS date shall be:
    - **Forecasted Collocations:** 45 calendar days after the equipment is provided to Qwest, for collocations for which the CLEC provides a complete forecast to Qwest 60 or more calendar days in advance of the Collocation Application Date.
    - **Unforecasted Collocations:** 75 calendar days after the equipment is provided to Qwest, for collocations for which the CLEC does not provide a forecast to Qwest 60 or more calendar days in

**CP-2 – Collocations Completed within Scheduled Intervals (continued)**

<p>advance of the Collocation Application Date.</p> <ul style="list-style-type: none"> <li>• <b>Virtual Collocation Applications with Late Quote Acceptance and Late Equipment Ready</b> – for virtual collocation applications where the CLEC (1) accepts the quote in eight or more calendar days after the quote date and (2) provides the equipment to be collocated to Qwest more than <u>53</u> calendar days after the Collocation Application Date, the RFS date shall be: <ul style="list-style-type: none"> <li>– <b>Forecasted Collocations: 45 calendar days after the equipment is provided to Qwest</b>, for collocations for which the CLEC provides a complete forecast to Qwest 60 or more calendar days in advance of the Collocation Application Date.</li> <li>– <b>Unforecasted Collocations: 75 calendar days after the equipment is provided to Qwest</b>, for collocations for which the CLEC does not provide a forecast to Qwest 60 or more calendar days in advance of the Collocation Application Date.</li> </ul> </li> <li>• <b>All Collocations (physical, virtual, forecasted, or unforecasted) requiring Major Infrastructure Modifications: the later of (1) up to 150 calendar days (as specified in the quote) after the Collocation Application Date, or (2) for virtual collocations, 45 calendar days following the date equipment to be collocated is provided to Qwest</b> for collocations in which Major Infrastructure Modifications are required. Qwest will provide to the CLEC, as part of the quotation, the need for, and the duration of, such extended intervals.</li> <li>• When a CLEC submits six (6) or more Collocation applications in a one-week period in any state, completion intervals will be individually negotiated. These collocation arrangements will be included in CP-2A, -2B, or -2C according to the criteria specified below for these measurements.</li> <li>• Where there is a CLEC-caused delay, the RFS Date is rescheduled.</li> <li>• Where CLECs do not accept the quote within thirty calendar days of the quote date, the application is considered expired.</li> </ul>	
<b>CP-2A</b>	<b>Forecasted Collocations:</b> Measures collocation installations for which CLEC provides a forecast to Qwest 60 or more calendar days in advance of the Collocation Application Date.
<b>CP-2B</b>	<b>Non-Forecasted and Late Forecasted Collocations:</b> Measures collocation installations for which CLEC does not provide a forecast to Qwest 60 or more calendar days in advance of the Collocation Application Date.
<b>CP-2C</b>	<b>All Collocations requiring Major Infrastructure Modifications and Collocations with intervals longer than 120 days:</b> Measures all collocation installations requiring Major Infrastructure Modifications and collocations for which the RFS date is more than 120 calendar days after the Collocation Application Date.
<b>Reporting Period:</b> One month	
<b>Unit of Measure:</b> Percent	
<b>Reporting Comparisons:</b> CLEC aggregate and individual CLEC results	<b>Disaggregation Reporting:</b> Statewide level.
<p><b>Formula:</b> (for CP-2A, CP-2B and CP-2C)  <math display="block">[(\text{Count of Collocations for which the RFS is met}) \div (\text{Total Number of Collocations Completed in the Reporting Period})] \times 100</math></p>	
<p><b>Exclusions:</b></p> <ul style="list-style-type: none"> <li>• RFS dates missed for reasons beyond Qwest’s control.</li> <li>• Cancelled or expired requests.</li> </ul>	
<b>Product Reporting:</b> None	<p><b>Standard:</b></p> <p>CP-2A &amp; -2B: 90%</p> <p>CP-2C: 90%</p>

## CP-2 – Collocations Completed within Scheduled Intervals (continued)

<b>Availability:</b> Available	<b>Notes:</b> <ol style="list-style-type: none"><li>1. Collocations covered by this measurement are central office related. As additional types of central office collocation are defined and offered, they will be included in this measurement. Non-central office-based types of collocation (such as remote collocation and field connection points) will be considered for either inclusion in this measurement, or in new, separate measurements, after the terms, conditions, and processes for such collocation types become finalized, accepted, mature (i.e., six months of experience from first installations), and ordered in volumes warranting reporting (i.e., consistently more than two per month in any state).</li><li>2. The criteria set forth in the Description above, under "Establishment of RFS Dates," may be changed depending upon the outcome of workshops on interconnection and collocation</li></ol>
-----------------------------------	--

### CP-3 – Collocation Feasibility Study Interval

<b>Purpose:</b> Evaluates the timeliness of the Qwest sub-process function of providing a collocation feasibility study to the CLEC.	
<b>Description:</b> Measures average interval to respond to collocation studies for feasibility of installation. <ul style="list-style-type: none"> <li>Includes feasibility studies, for collocations of types specified herein that are completed in the reporting period, subject to exclusions specified below. Collocation types included are: physical cageless, physical caged, shared physical caged, physical-line sharing, cageless-line sharing, and virtual.<sup>NOTE 1</sup></li> <li>Interval begins with the Collocation Application Date and ends with the date Qwest completes the Feasibility Study and provides it to the CLEC.</li> <li>The Collocation Application Date is the date Qwest receives from the CLEC a complete application for collocation. In cases where the CLEC's application for collocation is received by Qwest on a weekend or holiday, the Collocation Application Date is the next business day following the weekend or holiday.</li> </ul>	
<b>Reporting Period:</b> One month	<b>Unit of Measure:</b> Calendar Days
<b>Reporting Comparisons:</b> CLEC aggregate and individual CLEC results	<b>Disaggregation Reporting:</b> Statewide level.
<b>Formula:</b> $\frac{\Sigma[(\text{Date Feasibility Study provided to CLEC}) - (\text{Date Qwest receives CLEC request for Feasibility Study})]}{(\text{Total Feasibility Studies Completed in the Reporting Period})}$	
<b>Exclusions:</b> <ul style="list-style-type: none"> <li>CLEC-caused delays of, or CLEC requests for feasibility study completions resulting in greater than ten calendar days from Collocation Application Date to scheduled feasibility study completion date.</li> </ul>	
<b>Product Reporting:</b> None	<b>Standard:</b> 10 calendar days or less
<b>Availability:</b> Available	<b>Notes:</b> <ol style="list-style-type: none"> <li>Collocations covered by this measurement are central office related. As additional types of central office collocation are defined and offered, they will be included in this measurement. Non-central office-based types of collocation (such as remote collocation and field connection points) will be considered for either inclusion in this measurement, or in new, separate measurements, after the terms, conditions, and processes for such collocation types become finalized, accepted, mature (i.e., six months of experience from first installations), and ordered in volumes warranting reporting (i.e., consistently more than two per month in any state).</li> </ol>



## CP-4 – Collocation Feasibility Study Commitments Met

<b>Purpose:</b> Evaluates the degree that Qwest completes the sub-process function of providing a collocation feasibility study to the CLEC as committed.	
<b>Description:</b> Measures the percentage of collocation feasibility studies for installations that are completed within the Scheduled Interval <ul style="list-style-type: none"> <li>• The Scheduled Interval is ten calendar days from the Collocation Application Date or, if interconnection agreements call for different intervals, within intervals specified in the agreements, or if otherwise delayed by the CLEC, the interval resulting from the delay.</li> <li>• Includes all feasibility studies for collocations of types specified herein, that are completed in the reporting period. Collocation types included are: physical cageless, physical caged, shared physical caged, physical-line sharing, cageless-line sharing, and virtual.<sup>NOTE 1</sup></li> <li>• Considers the interval from the Collocation Application Date to the date Qwest completes the Feasibility Study and provides it to the CLEC.</li> <li>• The Collocation Application Date is the date Qwest receives from the CLEC a complete application for collocation. In cases where the CLEC's application for collocation is received by Qwest on a weekend or holiday, the Collocation Application Date is the next business day following the weekend or holiday.</li> <li>• Subject to superceding terms in the CLEC's interconnection agreement, when a CLEC submits six (6) or more Collocation applications in a one-week period in any state, feasibility study intervals will be individually negotiated and the resulting intervals used instead of ten calendar days in this measurement.</li> </ul>	
<b>Reporting Period:</b> One month	<b>Unit of Measure:</b> Percent
<b>Reporting Comparisons:</b> CLEC aggregate and individual CLEC results	<b>Disaggregation Reporting:</b> Statewide level.
<b>Formula:</b> $[(\text{Total Applicable Collocation Feasibility studies completed within Scheduled Intervals}) \div (\text{Total applicable Collocation Feasibility studies completed in the reporting period})] \times 100$	
<b>Exclusions:</b> None	
<b>Product Reporting:</b> None	<b>Standard:</b> 90 percent or more
<b>Availability:</b> Available	<b>Notes:</b> 1. Collocations covered by this measurement are central office related. As additional types of central office collocation are defined and offered, they will be included in this measurement. Non-central office-based types of collocation (such as remote collocation and field connection points) will be considered for either inclusion in this measurement, or in new, separate measurements, after the terms, conditions, and processes for such collocation types become finalized, accepted, mature (i.e., six months of experience from first installations), and ordered in volumes warranting reporting (i.e., consistently more than two per month in any state).

## DEFINITION OF TERMS

**Application Date (and Time)** – The date (and time) on which Qwest receives from the CLEC a complete and accurate local service request (LSR) or access service request (ASR) or retail order, subject to the following:

- For the following types of requests/orders, the application date (and time) is the start of the next business day:
  - (1) LSRs and ASRs received after 3:00PM MT for Designed Services and Local Number Portability (except non-designed, flow-through LNP).
  - (2) Retail orders received after 3:00 PM local time for Designed Services.
  - (3) LSRs received after 7:00PM MT for POTS Resale (Residence and Business), Non-Design Resale Centrex, non-designed UNE-P, Unbundled Loops, and non-designed, flow-through LNP.
  - (4) Retail orders for comparable non-designed services cannot be received after closing time, so the cutoff time is essentially the business office closing time.
- For all types of orders that are received from Friday at 7:00 PM MT through Sunday, or on holidays, and do not flow through, the application date (and time) is the next, non-weekend business day.

**Automatic Location Information (ALI)** – The feature of E911 that displays at the Public Safety Answering Point (PSAP) the street address of the calling telephone number. This feature requires a data storage and retrieval system for translating telephone numbers to the associated address. ALI may include Emergency Service Number (ESN), street address, room or floor, and names of the enforcement, fire and medical agencies with jurisdictional responsibility for the address. The Management System (E911) database is used to update the Automatic E911 Location Information databases.

**Bill Date** – the date shown at the top of the bill, representing the date on which Qwest begins to close the bill.

**Blocking** – condition on a telecommunications network where, due to a maintenance problem or an traffic volumes exceeding trunking capacity in a part of the network, some or all originating or terminating calls cannot reach their final destinations. Depending on the condition and the part of the network affected, the network may make subsequent attempts to complete the call or the call may be completely blocked. If the call is completely blocked, the calling party will have to re-initiate the call attempt.

**Business Day** – Workdays that Qwest is normally open for business. Business Day = Monday through Friday, excluding weekends and Qwest published Holidays including New Year's Day, Memorial Day, July 4<sup>th</sup>, Labor Day, Thanksgiving and Christmas. Individual measurement definitions may modify (typically expanding) this definition as described in the Notes section of the measurement definition.

**Cleared Trouble Report** – a trouble report for which the trouble has been cleared, meaning the customer is "back in service".

**Closed Trouble Report** – a trouble report that has been closed out from a maintenance center perspective, meaning the ticket is closed in the trouble reporting system following repair of the trouble.

**Code Activation (Opening)** – Process by which new NPA/NXXs (area code/prefix) is defined, through software translations to network databases and switches, in telephone networks. Code activation (openings) allow for new groups of telephone numbers (usually in blocks of 10,000) to be made available for assignment to an ILEC's or CLEC's customers, and for calls to those numbers to be passed between carriers.

**Common Channel Signaling System 7 (CCSS7)** – A network architecture used to for the exchange of signaling information between telecommunications nodes and networks on an out-of-band basis. Information exchanged provides for call set-up and supports services and features such as CLASS and database query and response.

**Common Transport** – Trunk groups between tandem and end office switches that are shared by more than one carrier, often including the traffic of both the ILEC and several CLECs.

## DEFINITION OF TERMS (continued)

**Completion** – The time in the order process when the service has been provisioned and service is available.

**Completion Notice** – A notification the ILEC provides to the CLEC to inform the CLEC that the requested service order activity is complete.

**Coordinated Customer Conversion Orders** that have a due date negotiated between the ILEC, the CLEC, and the customer so that work activities can be performed on a coordinated basis under the direction of the receiving carrier.

**Customer Requested Due Date** – A specific due date requested by the customer which is either shorter or longer than the standard interval or the interval offered by the ILEC.

**Customer Trouble Reports** – A report that the carrier providing the underlying service opens when notified that a customer has a problem with their service. Once resolved, the disposition of the trouble is changed to closed.

**Dedicated Transport** – A network facility reserved to the exclusive use of a single customer, carrier or pair of carriers used to exchange switched or special, local exchange, or exchange access traffic.

**Delayed Order** – An order which has been completed after the scheduled due date and/or time.

**Directory Assistance Database** – A database that contains subscriber records used to provide live or automated operator-assisted directory assistance. Including 411, 555-1212, NPA-555-1212.

**Directory Listings** – Subscriber information used for DA and/or telephone directory publishing, including name and telephone number, and optionally, the customer's address.

**DS-0** – Digital Service Level 0. Service provided at a digital signal speed commonly at 64 kbps, but occasionally at 56 kbps.

**DS-1** – Digital Service Level 1. Service provided at a digital signal speed of 1.544 Mbps.

**DS-3** – Digital Service Level 3. Service provided at a digital signal speed of 44.736 Mbps.

**Due Date** – The date provided on the Firm Order Confirmation (FOC) the ILEC sends the CLEC identifying the planned completion date for the order.

**End Office Switch** – A switch from which an end users' exchange services are directly connected and offered.

**Final Trunk Groups** – interconnection and interoffice trunk groups that do not overflow traffic to other trunk groups when busy.

**Firm Order Confirmation (FOC)** – Notice the ILEC sends to the CLEC to notify the CLEC that it has received the CLECs service request, created a service order, and assigned it a due date.

**Flow-Through** – The term used to describe whether a LSR electronically is passed from the OSS interface system to the ILEC legacy system to automatically create a service order. LSRs that do not flow through require manual intervention for the service order to be created in the ILEC legacy system.

**Interval Zone 1/Zone 2** – Interval Zone 1 areas are wire centers for which Qwest specifies shorter standard service intervals than for Interval Zone 2 areas.

**Installation** – The activity performed to activate a service.

**Installation Troubles** – A trouble, which is identified after service order activity and installation, has completed on a customer's line. It is likely attributable to the service activity (within a defined time period).

**Interconnection Trunks** – A network facility that is used to interconnect two switches generally of different local exchange carriers

**Inward Activity** – refers to an order for new or additional lines. Change order types for additional lines consist of all C orders with "I" and "T" action coded line USOCs that represent new or additional lines, including conversions from retail to CLEC and CLEC to CLEC.

**Jeopardy** – A condition experienced in the service provisioning process which results potentially in the inability of a carrier to meet the committed due date on a service order

**Jeopardy Notice** – The actual notice that the ILEC sends to the CLEC when a jeopardy has been identified.

**Lack of Facilities** – A shortage of cable facilities identified after a due date has been committed to a customer, including the CLEC. The facilities shortage may be identified during the inventory assignment process or during the service installation process, and typically triggers a jeopardy.

## DEFINITION OF TERMS (continued)

**Local Exchange Routing Guide (LERG)** – A Bellcore master file that is used by the telecom industry to identify NPA-NXX routing and homing information, as well as network element and equipment designations. The file also includes scheduled network changes associated with activity within the North American Numbering Plan (NANP).

**Local Exchange Traffic** – Traffic originated on the network of a LEC in a local calling area that terminates to another LEC in a local calling area.

**Local Number Portability (formerly defined under Permanent Number Portability and also known as – Long Term Number Portability)** – A network technology which allows end user customers to retain their telephone number when moving their service between local service providers. This technology does not employ remote call forwarding, but actually allows the customer's telephone number to be moved and redefined in the network of the new service provider. The activity to move the telephone number is called "porting."

**Local Service Request (LSR)** – transaction sent from the CLEC to the ILEC to order services or to request a change(s) be made to existing services.

**MSA/Non-MSA** – Metropolitan Statistical Area is a government defined geographic area with a population of 50,000 or greater. Non-Metropolitan Statistical Area is a government defined geographic area with population of less than 50,000. Qwest depicts MSA Non-MSA based on NPA NXX. Where a wire center is predominantly within an MSA, all lines are counted within the MSA.

**Mechanized Bill** – A bill that is delivered via electronic transmission.

**NXX, NXX Code or Central Office Code** – The three digit switch entity indicator that is defined by the "D", "E", and "F" digits of a 10-digit telephone number within the NANP. Each NXX Code contains 10,000 station numbers.

**Plain Old Telephone Service (POTS)** – Refers to basic 2-wire, non-complex analog residential and business services. Can include feature capabilities (e.g., CLASS features).

**Projects** – Service requests that exceed the line size and/or level of complexity which would allow for the use of standard ordering and provisioning processes. Generally, due dates for projects are negotiated, coordination of service installations/changes is required and automated provisioning may not be practical.

**Query Types** – Pre-ordering information that is available to a CLEC that is categorized according to standards issued by OBF and/or the FCC.

**Ready For Service (RFS)** – the status achieved in the installation of a collocation arrangement when all "operational" work has been completed. Operational work consists of the following as applicable to the particular type of collocation:

- Cage enclosure complete;
- DC power is active (including fuses available, BDFB [Battery Distribution Fuse Board] in place, and cables between the CLEC and power terminated);
- Primary AC outlet in place;
- Cable racking and circuit terminations are complete (e.g. fiber jumpers placed between the Outside Plant Fiber Distribution Panel and the Central Office Fiber Distribution Panel serving the CLEC). and
- The following items complete, subject to the CLEC having made required payments to Qwest (e.g., final payment): (If the required CLEC payments have not been made, the following items are not required for RFS):
  - Key turnover made available to CLEC.
  - APOT/CFA complete, as defined/required in the CLEC's interconnection agreement and
  - Basic telephone service and other services and facilities complete, if ordered by CLEC in time to be provided on the scheduled RFS date (per Qwest's published standard installation intervals for such telephone service).

**Ready for Service Date (RFS date)** – the due date assigned to a collocation order (typically determined by regulatory rulings, contract terms, or negotiations with CLEC) to indicate when collocation installation is scheduled to be ready for service, as defined above.

## DEFINITION OF TERMS (continued)

**Reject** – A status that can occur to a CLEC submitted local service request (LSR) when it does not meet certain criteria. There are two types of rejects: (1) syntax, which occur if required fields are not included in the LSR; and (2) content, which occur if invalid data is provided in a field. A rejected service request must be corrected and re-submitted before provisioning can begin.

**Repeat Report** – Any trouble report that is a second (or greater) report on the same telephone number/circuit ID and at the same premises address within 30 days. The original report can be any category, including excluded reports, and can carry any disposition code.

**Service Group Type** – The designation used to identify a category of similar services, .e.g., UNE loops.

**Service Order** – The work order created and distributed in ILECs systems and to ILEC work groups in response to a complete, valid local service request.

**Service Order Type** – The designation used to identify the major types of provisioning activities associated with a local service request.

**Standard Interval** – The interval that the ILEC publishes as a guideline for establishing due dates for provisioning a service request. Typically, due dates will not be assigned with intervals shorter than the standard. These intervals are specified by service type and type of service modification requested. ILECs publish these standard intervals in documents used by their own service representatives as well as ordering instructions provided to CLECs in the Qwest Standard Interval Guidelines.

**Subsequent Reports** – A trouble report that is taken in relation to a previously-reported trouble prior to the date and time the initial report has a status of "closed."

**Tandem Switch** – Switch used to connect and switch trunk circuits between and among Central Office switches.

**Time to Restore** – The time interval from the receipt, by the ILEC, of a trouble report on a customer's service to the time service is fully restored to the customer.

**Unbundled Network Element – Platform (UNE-P)** – Combinations of network elements, including both new and conversions, involving POTS (i.e., basic services providing dialtone).

**Unbundled Loop** - The Unbundled Loop is a transmission path between a Qwest Central Office Distribution Frame, or equivalent, and the Loop Demarcation Point at an end user premises. Loop Demarcation Point is defined as the point where Qwest owned or controlled facilities cease, and CLEC, end user, owner or landlord ownership of facilities begins.

**Usage Data** – Data generated in network nodes to identify switched call data on a detailed or summarized basis. Usage data is used to create customer invoices for the calls.



## GLOSSARY OF ACRONYMS

<u>ACRONYM</u>	<u>DESCRIPTION</u>
ACD	Automatic Call Distributor
ADSL	Asymmetric Digital Subscriber Line
ALI	Automatic Line Information (for 911/E911 systems)
ASR	Service Request (processed via Exact system)
BRI	Basic Rate Interface (type of ISDN service)
CABS	Carrier Access Billing System
CKT	Circuit
CLEC	Competitive Local Exchange Carrier
CO	Central Office
CPE	Customer Premises Equipment
CRIS	Customer Record Information System
CSR	Customer Service Record
DA	Directory Assistance
DB	Decibel
DB	Database
DS0	Digital Service 0
DS1	Digital Service 1
DS3	Digital Service 3
E911 MS	E911 Management System
EAS	Extended Area Service
EB-TA	Electronic Bonding – Trouble Administration
EDI	Electronic Data Interchange
EELS	Enhanced Extended Links
ES	Emergency Services (for 911/E911)
FOC	Firm Order Confirmation
GUI	Graphical User Interface
HDSL	High-bit-rate Digital Subscriber Line
HICAP	High Capacity Digital Service
IEC	Interexchange Carrier
ILEC	Incumbent Local Exchange Carrier
INP	Interim Number Portability
IOF	Interoffice Facilities (refers to trunk facilities located between Qwest central offices)
ISDN	Integrated Services Digital Network
IMA	Interconnect Mediated Access
LATA	Local Access Transport Area
LERG	Local Exchange Routing Guide
LIDB	Line Identification Database
LIS	Local Interconnection Service Trunks
LNP	Long Term Number Portability
LSR	Local Service Request
N, T, C	Service Order Types - - N (new), T (to or transfer), C (change)
NANP	North American Numbering Plan
NDM	Network Data Mover
NPAC	Number Portability Administration Center
NXX	Telephone number prefix
OBF	Ordering and Billing Forum
OOS	Out of service (type of trouble condition)

**GLOSSARY OF ACRONYMS (continued)**

<b>ACRONYM</b>	<b>DESCRIPTION</b>
OSS	Operations-al Support Systems
PBX	Private Branch Exchange
PON	Purchase Order Number
POTS	Plain Old Telephone Service
PRI	Primary Rate Interface (type of ISDN service)
RFS	Ready for Service (refers to collocation projects)
SOP	Service Order Processor
SOT	Service Order Type
SS7	Signaling System 7
STP	Signaling Transfer Point
TN	Telephone Number
UDIT	Unbundled Dedicated Interoffice Transport
UNE	Unbundled Network Element
UNE-P	Unbundled Network Element – Platform
VRU	Voice Response Unit
WFA	Work Force Administration
XDSL	(x) Digital Subscriber Line. (The “x” prefix refers to DSL generically. An “x” replaced by an “A” refers to Asymmetric DSL, and by an “H” refers to High-bit-rate DSL.)

<sup>1</sup> Graphical User Interface





101 S. Capitol Blvd., Suite 1900  
Boise, Idaho 83702  
phone 208.389.9000  
fax 208.389.9040  
www.stoel.com

MARY S. HOBSON  
Direct (208) 387-4277  
mshobson@stoel.com

October 2, 2003

**RECEIVED**

OCT 03 2003

**VIA OVERNIGHT DELIVERY**

**SOUTH DAKOTA PUBLIC  
UTILITIES COMMISSION**


Pam Bonrud, Executive Director  
South Dakota Public Utilities Commission  
500 East Capitol Avenue  
Pierre, SD 57501

Re: ~~Docket Nos. TC00-191 and TC01-165~~  
**REVISED FILING**

Dear Ms. Bonrud:

Enclosed please find an original and ten copies of **QWEST CORPORATION'S REVISED NOTICE OF MODIFICATION TO EXHIBIT B TO THE STATEMENT OF GENERALLY AVAILABLE TERMS AND CONDITIONS**. Thank you for your consideration of this matter.

Very truly yours,

  
Mary S. Hobson

:blg

Enclosures

cc: Service List  
Colleen Sevold (w/enclosures via email)

Mary S. Hobson  
STOEL RIVES LLP  
101 South Capitol Boulevard - Suite 1900  
Boise, ID 83702-5958  
Telephone: (208) 387-4277  
Facsimile: (208) 389-9040  
[mshobson@stoel.com](mailto:mshobson@stoel.com)

**RECEIVED**

OCT 03 2003

**SOUTH DAKOTA PUBLIC  
UTILITIES COMMISSION**

Blair A. Rosenthal  
Qwest Corporation  
1801 California Street, Suite 5100  
Denver, CO 80202  
Telephone: (303) 672-2995  
Facsimile: (303) 295-7069  
Attorneys for Qwest Corporation

**BEFORE THE PUBLIC UTILITIES COMMISSION  
OF THE STATE OF SOUTH DAKOTA**

**IN THE MATTER OF QWEST  
CORPORATION'S STATEMENT OF  
GENERALLY AVAILABLE TERMS  
PURSUANT TO SECTION 252(F) OF  
THE TELECOMMUNICATIONS ACT  
OF 1996**

**DOCKET NO.**

**TC00-191  
TC01-165**

**QWEST'S ERRATA TO SGAT EXHIBIT B**

Qwest Corporation ("Qwest"), through its undersigned counsel submits this Errata to correct certain errors in Qwest Corporation's Notice of Modification to Exhibit B to the Statement of Generally Available Terms and Conditions ("Notice") filed on September 30 2003.

Qwest filed its Notice for the purpose of revising the Performance Indicator Definition ("PID") OP-5 of Exhibit B with the modifications agreed to among the participants in the Long Term PID Administration ("LTPA") collaborative. OP-5 is described upon multiple pages in Exhibit B. In its filing, due to a computer error, Qwest inadvertently left out three (3) pages of the OP-5 PID. With this filing, Qwest is providing the OP-5 PID in its entirety.


Additionally, with this filing, Qwest is modifying the existing OP-3 PID, Installation Commitments Met, to reflect that there is no longer a different standard for the line-sharing measurement in Colorado.

Dated this 2<sup>nd</sup> day of October, 2003.

Respectfully submitted,

Thomas J. Welk  
Boyce, Murphy, McDowell & Greenfield, L.L.P.  
101 N. Phillips Avenue – Suite 600  
Sioux Falls, SD 57104

Mary S. Hobson  
STOEL RIVES LLP  
101 S. Capitol Boulevard, Suite 1900  
Boise, Idaho 83702-5958  
(208) 387-4277



---

Blair A. Rosenthal

John Munn  
QWEST CORPORATION  
1801 California Street  
Suite 4900  
Denver, CO 80202

ATTORNEYS FOR QWEST CORPORATION

## CERTIFICATE OF SERVICE

I hereby certify that on this 2<sup>nd</sup> day of October, 2003, I served **QWEST'S ERRATA TO SGAT EXHIBIT B** as follows:

Pam Bonrud, Executive Director	<input type="checkbox"/>	Hand Delivery
SD Public Utilities Commission	<input type="checkbox"/>	U. S. Mail
500 East Capitol Avenue	<input checked="" type="checkbox"/>	Overnight Delivery
Pierre, SD 57501	<input type="checkbox"/>	Facsimile
<a href="mailto:pam.bonrud@state.sd.us">pam.bonrud@state.sd.us</a>	<input checked="" type="checkbox"/>	Email

Harlan Best	<input type="checkbox"/>	Hand Delivery
South Dakota Public Utilities Commission	<input type="checkbox"/>	U. S. Mail
500 East Capitol Avenue	<input checked="" type="checkbox"/>	Overnight Delivery
Pierre, SD 57501	<input type="checkbox"/>	Facsimile
<a href="mailto:harlan.best@state.sd.us">harlan.best@state.sd.us</a>	<input checked="" type="checkbox"/>	Email

Karen Cremer	<input type="checkbox"/>	Hand Delivery
South Dakota Public Utilities Commission	<input type="checkbox"/>	U. S. Mail
500 East Capitol Avenue	<input checked="" type="checkbox"/>	Overnight Delivery
Pierre, SD 57501	<input type="checkbox"/>	Facsimile
<a href="mailto:karen.cremer@state.sd.us">karen.cremer@state.sd.us</a>	<input checked="" type="checkbox"/>	Email

Gregory J. Bernard	<input type="checkbox"/>	Hand Delivery
Morrill, Thomas, Nooney & Braun	<input type="checkbox"/>	U. S. Mail
525 9 <sup>th</sup> Street	<input type="checkbox"/>	Overnight Delivery
Rapid City, SD 57709	<input type="checkbox"/>	Facsimile
<a href="mailto:gjbernard@mtnlaw.com">gjbernard@mtnlaw.com</a>	<input checked="" type="checkbox"/>	Email

Linn Evans	<input type="checkbox"/>	Hand Delivery
Black Hills Corporation	<input type="checkbox"/>	U. S. Mail
625 Ninth Street – 6 <sup>th</sup> Floor	<input type="checkbox"/>	Overnight Delivery
P.O. Box 1400	<input type="checkbox"/>	Facsimile
Rapid City, SD 57709	<input checked="" type="checkbox"/>	Email
<a href="mailto:levans@bh-corp.com">levans@bh-corp.com</a>		

Warren R. Fischer	<input type="checkbox"/>	Hand Delivery
QSI Consulting	<input type="checkbox"/>	U. S. Mail
2500 Cherry Creek Drive South - Suite 319	<input type="checkbox"/>	Overnight Delivery
Denver, CO 80209	<input type="checkbox"/>	Facsimile
<a href="mailto:wfischer@qsiconsulting.com">wfischer@qsiconsulting.com</a>	<input checked="" type="checkbox"/>	Email

Midcontinent Communications  
David A. Gerdes  
May, Adam, Gerdes & Thompson  
503 South Pierre Street  
P.O. Box 160  
Pierre, SD 57501-0160  
[dag@magt.com](mailto:dag@magt.com)

Hand Delivery  
 U. S. Mail  
 Overnight Delivery  
 Facsimile  
 Email

Marlon "Buster" Griffing, PhD  
QSI Consulting  
1735 Crestline Drive  
Lincoln, NE 68506  
[bgriffing@qsiconsulting.com](mailto:bgriffing@qsiconsulting.com)

Hand Delivery  
 U. S. Mail  
 Overnight Delivery  
 Facsimile  
 Email

Mark Stacy  
QSI Consulting  
229 Stetson Drive  
Cheyenne, WY 82009  
[mstacy@wyoming.com](mailto:mstacy@wyoming.com)

Hand Delivery  
 U. S. Mail  
 Overnight Delivery  
 Facsimile  
 Email

Steve H. Weigler  
Ms. Mary B. Tribby  
AT&T Communications of the Midwest  
1875 Lawrence Street – Suite 1524  
Denver, CO 80202  
[weigler@lga.att.com](mailto:weigler@lga.att.com)

Hand Delivery  
 U. S. Mail  
 Overnight Delivery  
 Facsimile  
 Email

Thomas J. Welk  
Boyce, Murphy, McDowell & Greenfield  
101 N. Phillips Avenue  
Wells Fargo Center  
Sioux Falls, SD 57117  
[vjjongeling@bgpw.com](mailto:vjjongeling@bgpw.com)

Hand Delivery  
 U. S. Mail  
 Overnight Delivery  
 Facsimile  
 Email



---

Brandi L. Gearhart, PLS  
Legal Secretary to Mary S. Hobson  
Stoel Rives LLP

Exhibit B



**Service Performance Indicator Definitions (PID)**

**14-State 271 PID Version 5.0a**

## Exhibit B

### QWEST'S SERVICE PERFORMANCE INDICATOR DEFINITIONS (PID)

#### 14-State 271 PID Version 5.0a

##### Introduction

Qwest will report performance results for the service performance indicators defined herein. Qwest will report separate performance results associated with the services it provides to Competitive Local Exchange Carriers (CLECs) in aggregate (except as noted herein), to CLECs individually and, as applicable, to Qwest's retail customers in aggregate. Within these categories, performance results related to service provisioning and repair will be reported for the products listed in each definition. Reports for CLECs individually will be subject to agreements of confidentiality and/or nondisclosure.

The definitions in this version of the PID are the same as in the ROC 271 Working PID Version 5.0 (which is the reason for using the same version number). State specific standards for Arizona and Colorado, where unique, have been shown separately under affected PIDs to facilitate the creation of this unified PID document for the 14 states of Qwest's local service region. (As used herein, "ROC<sup>1</sup> States" refers to these 14 states, except where individual states are specified separately, in which case, "ROC States," refers to all other states in the 14-state region.)

---

<sup>1</sup> The Regional Oversight Committee or "ROC" is an organization of state regulatory commissions in Qwest's 14-state local services region.

## Exhibit B

### Qwest's Service Performance Indicator Definitions

#### Table of Contents

<b>ELECTRONIC GATEWAY AVAILABILITY</b> .....	<b>1</b>
GA-1 – Gateway Availability – IMA-GUI.....	1
GA-2 – Gateway Availability – IMA-EDI.....	2
GA-3 – Gateway Availability – EB-TA.....	3
GA-4 – System Availability – EXACT.....	4
GA-6 – Gateway Availability – GUI - Repair.....	5
GA-7 – Timely Outage Resolution following Software Releases.....	6
<b>PRE-ORDER/ORDER</b> .....	<b>7</b>
PO-1 – Pre-Order/Order Response Times.....	7
PO-2 – Electronic Flow-through.....	10
PO-3 – LSR Rejection Notice Interval.....	12
PO-4 – LSRs Rejected.....	13
PO-5 – Firm Order Confirmations (FOCs) On Time.....	14
PO-6 – Work Completion Notification Timeliness.....	17
PO-7 – Billing Completion Notification Timeliness.....	18
PO-8 – Jeopardy Notice Interval.....	20
PO-9 – Timely Jeopardy Notices.....	21
PO-10 – LSR Accountability.....	22
PO-15 – Number of Due Date Changes per Order.....	23
PO-16 – Timely Release Notifications.....	24
PO-19 – Stand-Alone Test Environment (SATE) Accuracy.....	26
<b>ORDERING AND PROVISIONING</b> .....	<b>27</b>
OP-2 – Calls Answered within Twenty Seconds – Interconnect Provisioning Center.....	27
OP-3 – Installation Commitments Met.....	28
OP-4 – Installation Interval.....	31
OP-5 – New Service Quality.....	34
OP-6 – Delayed Days.....	40
OP-7 – Coordinated “Hot Cut” Interval – Unbundled Loop.....	43
OP-8 – Number Portability Timeliness.....	44
OP-13 – Coordinated Cuts On Time – Unbundled Loop.....	45
OP-15 – Interval for Pending Orders Delayed Past Due Date.....	47
OP-17 – Timeliness of Disconnects associated with LNP Orders.....	50
<b>MAINTENANCE AND REPAIR</b> .....	<b>52</b>
MR-2 – Calls Answered within 20 Seconds – Interconnect Repair Center.....	52
MR-3 – Out of Service Cleared within 24 Hours.....	53
MR-4 – All Troubles Cleared within 48 hours.....	55
MR-5 – All Troubles Cleared within 4 hours.....	57
MR-6 – Mean Time to Restore.....	59
MR-7 – Repair Repeat Report Rate.....	62
MR-8 – Trouble Rate.....	65
MR-9 – Repair Appointments Met.....	67
MR-10 – Customer and Non-Qwest Related Trouble Reports.....	68
MR-11 – LNP Trouble Reports Cleared within 24 Hours.....	70



**Exhibit B**  
**Table of Contents (continued)**

MR-12 – LNP Trouble Reports – Mean Time to Restore Measurement dropped from PID .....	72
<b>BILLING .....</b>	<b>73</b>
BI-1 – Time to Provide Recorded Usage Records .....	73
BI-2 – Invoices Delivered within 10 Days .....	74
BI-3 – Billing Accuracy – Adjustments for Errors .....	75
BI-4 – Billing Completeness .....	76
<b>DATABASE UPDATES .....</b>	<b>77</b>
DB-1 – Time to Update Databases .....	77
DB-2 – Accurate Database Updates .....	79
<b>DIRECTORY ASSISTANCE .....</b>	<b>80</b>
DA-1 – Speed of Answer – Directory Assistance .....	80
<b>OPERATOR SERVICES .....</b>	<b>81</b>
OS-1 – Speed of Answer – Operator Services .....	81
<b>NETWORK PERFORMANCE .....</b>	<b>82</b>
NI-1 – Trunk Blocking .....	82
NP-1 – NXX Code Activation .....	84
<b>COLLOCATION .....</b>	<b>86</b>
CP-1 – Collocation Completion Interval .....	86
CP-2 – Collocations Completed within Scheduled Intervals .....	89
CP-3 – Collocation Feasibility Study Interval .....	92
CP-4 – Collocation Feasibility Study Commitments Met .....	93
<b>DEFINITION OF TERMS .....</b>	<b>94</b>
<b>GLOSSARY OF ACRONYMS .....</b>	<b>99</b>

## Exhibit B

# Electronic Gateway Availability

### GA-1 – Gateway Availability – IMA-GUI

**Purpose:**

Evaluates the quality of CLEC access to the IMA-GUI electronic gateway and two associated systems, focusing on the extent they are actually available to CLECs.

**Description:**

GA-1A: Measures the availability of the IMA (Interconnect Mediated Access- graphical user interface), and reports the percentage of Scheduled Availability Time the IMA interface is available for view and/or input.

- Scheduled Up Time hours for preorder, order, and provisioning transactions are based on the currently published hours of availability found on the following website:  
<http://www.qwest.com/wholesale/cmp/ossHours.html>.

GA-1B: Measures the availability of the "Fetch-N-Stuff" system, which facilitates access for the IMA-GUI interface and the IMA-EDI interface (see GA-2), and reports the percentage of scheduled time the Fetch-N-Stuff system is available. Scheduled times will be no less than the same hours as listed for IMA and EDI.

GA-1C: Measures the availability of the Data Arbiter system, which facilitates access for the IMA-GUI interface and the IMA-EDI interface (see GA-2), and reports the percentage of scheduled time the Data Arbiter system is available. Scheduled times will be no less than the same hours as listed for IMA and EDI.

- Time Gateway is Available to CLECs is equal to Scheduled Availability Time minus Outage Time.
- Scheduled Availability Time is equal to Scheduled Up Time minus Scheduled Down Time.
- Scheduled Down Time is time identified and communicated that the interface is not available due to maintenance and/or upgrade work. Notification of Scheduled Down Time for routine maintenance and/or upgrade work will be provided no less than 48 hours in advance.
- An outage is a critical or serious loss of functionality, attributable to the specified gateway or component (i.e., IMA-GUI, Fetch-N-Stuff, or Data Arbiter), affecting Qwest's ability to serve its customers. An outage is determined by Qwest technicians through the use of verifiable data, collected from the affected customer(s) and/or from mechanized event management systems.

**Reporting Period:** One month

**Unit of Measure:** Percent

**Reporting Comparisons:** CLEC aggregate results

**Disaggregation Reporting:** Region-wide level.  
Results will be reported as follows:  
GA-1A IMA Graphical User Interface Gateway  
GA-1B "Fetch-N-Stuff" system  
GA-1C Data Arbiter system

**Formula:**

$$\left( \frac{[\text{Number of Hours and Minutes Gateway is Available to CLECs During Reporting Period}]}{[\text{Number of Hours and Minutes of Scheduled Availability Time During Reporting Period}]} \right) \times 100$$

**Exclusions:** None

**Product Reporting:** None

**Standard:** 99.25 percent

**Availability:**

Available

**Notes:**

## Exhibit B

### GA-2 – Gateway Availability – IMA-EDI

<b>Purpose:</b> Evaluates the quality of CLEC access to the EDI electronic gateway, focusing on the extent the gateway is actually available to CLECs.	
<b>Description:</b> Measures the availability of EDI (Electronic Data Interchange) interface and reports the percentage of scheduled availability time the EDI Interface is available for view and/or input. All times during which the interface is scheduled to be operating during the reporting period are measured. <ul style="list-style-type: none"> <li>• Scheduled Up Time hours for EDI based on the currently published hours of availability found on the following website: <a href="http://www.qwest.com/wholesale/cmp/ossHours.html">http://www.qwest.com/wholesale/cmp/ossHours.html</a>. Time Gateway is Available to CLECs is equal to Scheduled Availability Time minus Outage Time.</li> <li>• Scheduled Availability Time is equal to Scheduled Up Time minus Scheduled Down Time.</li> <li>• Scheduled Down Time is time identified and communicated that the interface is not available due to maintenance and/or upgrade work. Notification of Scheduled Down Time for routine maintenance and/or upgrade work will be provided no less than 48 hours in advance.</li> <li>• An outage is a critical or serious loss of functionality, attributable to the specified gateway or component (i.e., IMA-EDI), affecting Qwest's ability to serve its customers. An outage is determined by Qwest technicians through the use of verifiable data, collected from the affected customer(s) and/or from mechanized event management systems.</li> </ul>	
<b>Reporting Period:</b> One month	<b>Unit of Measure:</b> Percent
<b>Reporting Comparisons:</b> CLEC aggregate results	<b>Disaggregation Reporting:</b> Region-wide level. (See GA-1 for reporting of "Fetch-n-Stuff" and Data Arbiter systems availability.)
<b>Formula:</b> $\left( \frac{[\text{Number of Hours and Minutes Gateway is Available to CLECs During Reporting Period}]}{[\text{Number of Hours and Minutes of Scheduled Availability Time During Reporting Period}]} \right) \times 100$	
<b>Exclusions:</b> None	
<b>Product Reporting:</b> None	<b>Standard:</b> 99.25 percent
<b>Availability:</b> Available	<b>Notes:</b>

## Exhibit B

### GA-3 – Gateway Availability – EB-TA

<b>Purpose:</b> Evaluates the quality of CLEC access to the EB-TA interface, focusing on the extent the gateway is actually available to CLECs.	
<b>Description:</b> Measures the availability of EB-TA (Electronic Bonding – Trouble Administration) interface and reports the percentage of scheduled availability time the EB-TA Interface is available. <ul style="list-style-type: none"> <li>• Scheduled Up Time hours are based on the currently published hours of availability found on the following website: <a href="http://www.qwest.com/wholesale/cmp/ossHours.html">http://www.qwest.com/wholesale/cmp/ossHours.html</a>.</li> <li>• Time Gateway is Available to CLECs is equal to Scheduled Availability Time minus Outage Time.</li> <li>• Scheduled Availability Time is equal to Scheduled Up Time minus Scheduled Down Time.</li> <li>• Scheduled Down Time is time identified and communicated that the interface is not available due to maintenance and/or upgrade work. Notification of Scheduled Down Time for routine maintenance and/or upgrade work will be provided no less than 48 hours in advance.</li> <li>• An outage is a critical or serious loss of functionality, attributable to the specified gateway or component (i.e., EB-TA), affecting Qwest's ability to serve its customers. An outage is determined by Qwest technicians through the use of verifiable data, collected from the affected customer(s) and/or from mechanized event management systems.</li> </ul>	
<b>Reporting Period:</b> One month	<b>Unit of Measure:</b> Percent
<b>Reporting Comparisons:</b> CLEC aggregate results	<b>Disaggregation Reporting:</b> Region-wide level.
<b>Formula:</b> $\left( \frac{[\text{Number of Hours and Minutes Gateway is Available to CLECs During Reporting Period}]}{[\text{Number of Hours and Minutes of Scheduled Availability During Reporting Period}]} \right) \times 100$	
<b>Exclusions:</b> None	
<b>Product Reporting:</b> None	<b>Standard:</b> 99.25 percent
<b>Availability:</b>  Available	<b>Notes:</b>

## Exhibit B

### GA-4 – System Availability – EXACT

<b>Purpose:</b> Evaluates the quality of CLEC batch access to the EXACT electronic access service request system, focusing on the extent the system is actually available to CLECs.	
<b>Description:</b> Measures the availability of EXACT system and reports the percentage of scheduled availability time the EXACT system is available. <ul style="list-style-type: none"> <li>• Scheduled Up Time hours are based on the currently published hours of availability found on the following website: <a href="http://www.qwest.com/wholesale/cmp/ossHours.html">http://www.qwest.com/wholesale/cmp/ossHours.html</a>.</li> <li>• Time System is Available to CLECs is equal to Scheduled Availability Time minus Outage Time.</li> <li>• Scheduled Availability Time is equal to Scheduled Up Time minus Scheduled Down Time.</li> <li>• Scheduled Down Time is time identified and communicated that the system is not available due to maintenance and/or upgrade work. Notification of Scheduled Down Time for routine maintenance and/or upgrade work will be provided no less than 48 hours in advance.</li> <li>• An outage is a critical or serious loss of functionality, attributable to the specified gateway or component (i.e., EXACT), affecting Qwest's ability to serve its customers. An outage is determined by Qwest technicians through the use of verifiable data, collected from the affected customer(s) and/or from mechanized event management systems.</li> </ul>	
<b>Reporting Period:</b> One month	<b>Unit of Measure:</b> Percent
<b>Reporting Comparisons:</b> CLEC aggregate results	<b>Disaggregation Reporting:</b> Region-wide level.
<b>Formula:</b> $\left( \frac{\text{[Number of Hours and Minutes EXACT is Available to CLECs During Reporting Period]}}{\text{[Number of Hours and Minutes of Scheduled Availability During Reporting Period]}} \right) \times 100$	
<b>Exclusions:</b> None	
<b>Product Reporting:</b> None	<b>Standard:</b> 99.25 percent
<b>Availability:</b> <div style="text-align: center;">Available</div>	<b>Notes:</b>

## Exhibit B

### GA-6 – Gateway Availability – GUI - Repair

<b>Purpose:</b>	
Evaluates the quality of CLEC access to the GUI Repair electronic gateway, focusing on the extent the gateway is actually available to CLECs.	
<b>Description:</b>	
Measures the availability of the GUI (Graphical User Interface) repair electronic interface and reports the percentage of scheduled availability time the interface is available for view and/or input. All times during which the interface is scheduled to be operating during the reporting period are measured.	
<ul style="list-style-type: none"> <li>• Scheduled Up Time<sup>9</sup> hours are based on the currently published hours of availability found on the following website: <a href="http://www.qwest.com/wholesale/cmp/ossHours.html">http://www.qwest.com/wholesale/cmp/ossHours.html</a>.</li> <li>• Time Gateway is Available to CLECs is equal to Scheduled Availability Time minus Outage Time.</li> <li>• Scheduled Availability Time is equal to Scheduled Up Time minus Scheduled Down Time.</li> <li>• Scheduled Down Time is time identified and communicated that the interface is not available due to maintenance and/or upgrade work. Notification of Scheduled Down Time for routine maintenance and/or upgrade work will be provided no less than 48 hours in advance.</li> <li>• An outage is a critical or serious loss of functionality, attributable to the specified gateway or component (i.e., GUI-Repair), affecting Qwest's ability to serve its customers. An outage is determined by Qwest technicians through the use of verifiable data, collected from the affected customer(s) and/or from mechanized event management systems.</li> </ul>	
<b>Reporting Period:</b> One month	<b>Unit of Measure:</b> Percent
<b>Reporting Comparisons:</b> CLEC aggregate results	<b>Disaggregation Reporting:</b> Region-wide level.
<b>Formula:</b>	
[Number of Hours and Minutes Gateway is Available to CLECs During Reporting Period ÷ Number of Hours and Minutes of Scheduled Availability Time During Reporting Period] x 100	
<b>Exclusions:</b> None	
<b>Product Reporting:</b> None	<b>Standard:</b> 99.25 percent
<b>Availability:</b>  Available	<b>Notes:</b>

## Exhibit B

### GA-7 – Timely Outage Resolution following Software Releases

<b>Purpose:</b> Measures the timeliness of resolution of gateway or system outages attributable to software releases for specified OSS interfaces, focusing on CLEC-affecting software releases involving the specified gateways or systems.	
<b>Description:</b> <ul style="list-style-type: none"> <li>• Measures the percentage of gateway or system outages, which are attributable to OSS system software releases and which occur within two weeks after the implementation of the OSS system software releases, that are resolved <sup>NOTE 1</sup> within 48 hours of detection by the Qwest monitoring group or reporting by a CLEC/co-provider.</li> <li>• Includes software releases associated with the following OSS interfaces in Qwest: IMA-GUI, IMA-EDI, and CEMR <sup>NOTE 2</sup>, Exchange Access, Control, &amp; Tracking (EXACT) <sup>NOTE 3</sup>, Electronic Bonding–Trouble Administration (EB -TA) <sup>NOTE 4</sup></li> <li>• An outage for this measurement is a critical or serious loss of functionality, attributable to the specified gateway or component, affecting Qwest's ability to serve its customers or data loss <sup>NOTE 5</sup> on the Qwest side of the interface. An outage is determined by Qwest technicians through the use of verifiable data, collected from the affected customer(s) and/or from mechanized event management systems.</li> <li>• The outage resolution time interval considered in this measurement starts at the time Qwest's monitoring group detects a failure, or at the date/time of the first transaction sent to Qwest that cannot be processed (i.e. lost data), and ends with the time functionality is restored or the lost data is recovered.</li> </ul>	
<b>Reporting Period:</b> Monthly	<b>Unit of Measure:</b> Percent
<b>Reporting Comparisons:</b> CLEC Aggregate	<b>Disaggregation Reporting:</b> Region-wide level.
<b>Formula:</b> $\left[ \frac{\text{Total outages detected within two weeks of a Software Release that are resolved within 48 hours of the time Qwest detects the outage}}{\text{Total number of outages detected within two weeks of Software Releases resolved in the Reporting Period}} \right] \times 100$	
<b>Exclusions:</b> <ul style="list-style-type: none"> <li>• Outages in releases prior to any CLEC migrating to the release.</li> <li>• Duplicate reports attributable to the same software defect.</li> </ul>	
<b>Product Reporting:</b> None	<b>Standard:</b> Volume = 1-20: 1 miss Volume > 20: 95%
<b>Availability:</b>  Available	<b>Notes:</b> <ol style="list-style-type: none"> <li>1. "Resolved" means that service is restored to the reporting CLEC, as experienced by the CLEC.</li> <li>2. CEMR replaced CTAS in April 01. CTAS has been retired.</li> <li>3. EXACT is a Telecordia system. Only releases for changes initiated by Qwest for hardware or connectivity will be included in this measurement.</li> <li>4. Outages reported under EB-TA are the same as outages in MEDIACC.</li> <li>5. For data loss to be considered for GA-7, a functional acknowledgement must have been provided for the data in question (e.g., EDI 997, LSR ID or trouble ticket number).</li> </ol>

## Exhibit B

### Pre-Order/Order

#### PO-1 – Pre-Order/Order Response Times

**Purpose:**

Evaluates the timeliness of responses to specific preordering/ordering queries for CLECs through the use of Qwest's Operational Support Systems (OSS). Qwest's OSS are accessed, through the specified gateway interface.

**Description:****PO-1A & PO-1B:**

Measures the time interval between query and response for specified pre-order/order transactions through the electronic interface.

- Measurements are made using a system that simulates the transactions of requesting pre-ordering/ordering information from the underlying existing OSS. These simulated transactions are made through the operational production interfaces and existing systems in a manner that reflects, in a statistically-valid manner, the transaction response times experienced by CLEC service representatives in the reporting period.
- The time interval between query and response consists of the period from the time the transaction request was "sent" to the time it is "received" via the gateway interface.
- A query is an individual request for the specified type of information.

**PO-1C:**

- Measures the percentage of all IRTM Queries measured by PO-1A & 1B transmitted in the reporting period that timeout before receiving a response.

**PO-1D:**

- Measures the average response time for a sampling of rejected queries across preorder transaction types. The response time measured is the time between the issuance of a pre-ordering transaction and the receipt of an error message associated with a "rejected query." A rejected query is a transaction that cannot be successfully processed due to the provision of incomplete or invalid information by the sender, which results in an error message back to the sender. <sup>NOTE 5</sup>

**Reporting Period:** One month**Unit of Measure:**PO-1A, PO-1B, & PO-1D: Seconds  
PO-1C: Percent



## Exhibit B

### PO-1 – Pre-Order/Order Response Times (continued)

<p><b>Reporting Comparisons:</b> CLEC aggregate.</p>	<p><b>Disaggregation Reporting:</b> Region-wide level. Results are reported as follows:          PO-1A Pre-Order/Order Response Time for IMA          PO-1B Pre-Order/Order Response Time for EDI</p> <p>Results are reported separately for each of the following transaction types: <sup>NOTE 1</sup></p> <ol style="list-style-type: none"> <li>1. Appointment Scheduling (Due Date Reservation, where appointment is required)</li> <li>2. Service Availability Information</li> <li>3. Facility Availability</li> <li>4. Street Address Validation</li> <li>5. Customer Service Records</li> <li>6. Telephone Number</li> <li>7. Loop Qualification Tools <sup>NOTE 9</sup></li> <li>8. Resale of Qwest DSL Qualification</li> <li>9. Connecting Facility Assignment <sup>NOTE 7</sup></li> <li>10. Meet Point Inquiry <sup>NOTE 8</sup></li> </ol> <p>For PO-1A (transactions via IMA), in addition to reporting total response time, response times for each of the above transactions will be reported in two parts: (a) time to access the request screen, and (b) time to receive the response for the specified transaction.</p> <p>For PO-1B (transactions via EDI), request/response will be reported as a combined number.</p> <p>For PO-1A 6. Telephone Number, a third part (c) accept screen, will be reported. <sup>NOTE 6</sup></p> <p>PO-1C Results for PO-1C will be reported according to the gateway interface used:</p> <ol style="list-style-type: none"> <li>1. Percent of Preorder Transactions that Timeout IMA</li> <li>2. Percent of Preorder Transactions that Timeout EDI</li> </ol> <p>PO-1D Results for PO-1D will be reported according to the gateway interface used:</p> <ol style="list-style-type: none"> <li>1. Rejected Response Times for IMA</li> <li>2. Rejected Response Times for EDI</li> </ol>
<p><b>Formula:</b></p> <p>PO-1A &amp; PO-1B = <math>\frac{\sum[(\text{Query Response Date \&amp; Time}) - (\text{Query Submission Date \&amp; Time})]}{(\text{Number of Queries Submitted in Reporting Period})}</math></p> <p>PO-1C = <math>\frac{[(\text{Number of IRTM Queries measured by PO-1A \&amp; 1B that Timeout before receiving response}) \div (\text{Number of IRTM Queries Transmitted in Reporting Period})]}{1} \times 100</math></p> <p>PO-1D = <math>\frac{\sum[(\text{Rejected Query Response Date \&amp; Time}) - (\text{Query Submission Date \&amp; Time})]}{(\text{Number of Rejected Query Transactions Simulated by IRTM})}</math></p>	
<p><b>Exclusions:</b></p> <p>PO-1A &amp; PO-1B:</p> <ul style="list-style-type: none"> <li>• Rejected requests/errors, and timed out transactions</li> </ul> <p>PO-1C:</p> <ul style="list-style-type: none"> <li>• Rejected requests and errors</li> </ul> <p>PO-1D:</p> <ul style="list-style-type: none"> <li>• Timed out transactions</li> </ul>	

## Exhibit B

### PO-1 – Pre-Order/Order Response Times (continued)

<b>Product Reporting:</b> None	<b>Standard:</b> Total Response Time: 1. Appointment Scheduling 2. Service Availability Information 3. Facility Availability 4. Street Address Validation 5. Customer Service Records 6. Telephone Number 7. Loop Qualification Tools <small>NOTE 9</small> 8. Resale of Qwest DSL Qualification 9. Connecting Facility Assignment 10. Meet Point Inquiry	<b>IMA</b>  <10 seconds <25 seconds <sup>2</sup>  <25 seconds <sup>3</sup> <10 seconds <12.5 seconds <sup>3</sup> <10 seconds ≤ 20 seconds <sup>4</sup>  ≤ 20 seconds <sup>4</sup>  ROC States: TBD AZ: ≤ 25 seconds ROC States: TBD AZ: ≤ 30 seconds	<b>EDI</b>  <10 seconds <25 seconds <sup>2</sup>  <25 seconds <sup>3</sup> <10 seconds <12.5 seconds <sup>3</sup> <10 seconds ≤ 20 seconds  ≤ 20 seconds  ROC States: TBD AZ: ≤ 25 seconds ROC States: TBD AZ: ≤ 30 seconds
	PO-1C-1 PO-1C-2	0.5% 0.5%	
	PO-1D-1 & 2	Diagnostic	
<b>Availability:</b> Available	<b>Notes:</b> 1. As additional transactions, currently done manually, are mechanized, they will be measured and added to or included in the above list of transactions, as applicable. 2. Effective 9/1/00 Qwest reduced the Service Availability Benchmark from 30 seconds to 25 seconds. 3. Times reflect non-complex services, including residential, simple business, or POTS account. Does not include ADSL or accounts >25 lines. 4. Benchmark applies to response time only. Request time and Total time will also be reported. 5. As agreed to in the January 25 & 26 PID workshop, rejected query types used in PO-1D will be those developed for internal Qwest diagnostic purposes. 6. With IMA 7.0, effective April 23, 2001, Appointment Scheduling for GUI and EDI and Telephone Number for EDI no longer include an accept screen. Therefore beginning with April 2001 results, the accept screen results will no longer be reported. 7. Results based on Connecting Facility Assignment by Unit Query. 8. Results based on Meet Point Query, POTS Splitter option for Shared loops. 9. Effective with Feb 02 data, results based on a weighted combination of ADSL Loop Qualification and Raw Loop Data Tool. For Jan 02 data and prior, results for transaction 7 were based on ADSL Loop Qualification only.		

## Exhibit B

### PO-2 – Electronic Flow-through

<b>Purpose:</b> Monitors the extent Qwest's processing of CLEC Local Service Requests (LSRs) is completely electronic, focusing on the degree that electronically-transmitted LSRs flow directly to the service order processor without human intervention or without manual retyping.	
<b>Description:</b> PO-2A - Measures the percentage of all electronic LSRs that flow from the specified electronic gateway interface to the Service Order Processor (SOP) without any human intervention. <ul style="list-style-type: none"> <li>• Includes all LSRs that are submitted electronically through the specified interface during the reporting period, subject to exclusions specified below.</li> </ul> PO-2B – Measures the percentage of all flow-through-eligible LSRs <sup>NOTE 1</sup> that flow from the specified electronic gateway interface to the SOP without any human intervention. <ul style="list-style-type: none"> <li>• Includes all flow-through-eligible LSRs that are submitted electronically through the specified interface during the reporting period, subject to exclusions specified below.</li> </ul>	
<b>Reporting Period:</b> One month	<b>Unit of Measure:</b> Percent
<b>Reporting Comparisons:</b> CLEC aggregate, individual CLEC	<b>Disaggregation Reporting:</b> Statewide level (per multi-state system serving the state). Results for PO-2A and PO-2B will be reported according to the gateway interface* used to submit the LSR: <ol style="list-style-type: none"> <li>1 LSRs received via IMA</li> <li>2 LSRs received via EDI</li> </ol> *CO also reports an aggregate of IMA and EDI results.
<b>Formula:</b> PO-2A = $[(\text{Number of Electronic LSRs that pass from the Gateway Interface to the SOP without human intervention}) \div (\text{Total Number of Electronic LSRs that pass through the Gateway Interface})] \times 100$  PO-2B = $[(\text{Number of flow-through-eligible Electronic LSRs that actually pass from the Gateway Interface to the SOP without human intervention}) \div (\text{Number of flow-through-eligible Electronic LSRs received through the Gateway Interface})] \times 100$	
<b>Exclusions:</b> <ul style="list-style-type: none"> <li>• Rejected LSRs and LSRs containing CLEC-caused non-fatal errors.</li> <li>• Non-electronic LSRs (e.g., via fax or courier).</li> <li>• Records with invalid product codes.</li> <li>• Records missing data essential to the calculation of the measurement per the PID.</li> <li>• Duplicate LSR numbers. (Exclusion to be eliminated upon implementation of IMA capability to disallow duplicate LSR #'s.)</li> <li>• Invalid start/stop dates/times.</li> </ul>	

## Exhibit B

### PO-2 – Electronic Flow-through (continued)

<b>Product Reporting:</b> <ul style="list-style-type: none"> <li>• Resale</li> <li>• Unbundled Loops (with or without Local Number Portability)</li> <li>• Local Number Portability</li> <li>• UNE-P (POTS)</li> </ul>	<b>Standard:</b> <u>PO-2A:</u> <b>ROC States:</b> Diagnostic <b>CO:</b> CO PO-2B benchmarks minus 10 percent <sup>NOTE 3</sup> <u>PO-2B:</u> <b>ROC States:</b> <table border="1" style="width: 100%; border-collapse: collapse; margin-top: 5px;"> <thead> <tr> <th style="text-align: left;">Beginning →</th> <th style="text-align: center;">Jan 02</th> <th style="text-align: center;">Jul 02</th> <th style="text-align: center;">Jan 03</th> </tr> </thead> <tbody> <tr> <td>Resale:</td> <td style="text-align: center;">90%</td> <td style="text-align: center;">95%</td> <td style="text-align: center;">95%</td> </tr> <tr> <td>Unb Loops:</td> <td style="text-align: center;">70%</td> <td style="text-align: center;">80%</td> <td style="text-align: center;">85%</td> </tr> <tr> <td>LNP:</td> <td style="text-align: center;">90%</td> <td style="text-align: center;">95%</td> <td style="text-align: center;">95%</td> </tr> <tr> <td>UNE-P:</td> <td style="text-align: center;">75%</td> <td style="text-align: center;">90%</td> <td style="text-align: center;">95%</td> </tr> </tbody> </table>	Beginning →	Jan 02	Jul 02	Jan 03	Resale:	90%	95%	95%	Unb Loops:	70%	80%	85%	LNP:	90%	95%	95%	UNE-P:	75%	90%	95%					
Beginning →	Jan 02	Jul 02	Jan 03																							
Resale:	90%	95%	95%																							
Unb Loops:	70%	80%	85%																							
LNP:	90%	95%	95%																							
UNE-P:	75%	90%	95%																							
<b>AZ &amp; CO</b> <sup>NOTE 3</sup>																										
<table border="1" style="width: 100%; border-collapse: collapse;"> <thead> <tr> <th style="text-align: left;">Beginning →</th> <th style="text-align: center;">Jan 02</th> <th style="text-align: center;">Jul 02</th> <th style="text-align: center;">Jan 03</th> <th style="text-align: center;">Jul 03</th> </tr> </thead> <tbody> <tr> <td>Resale:</td> <td style="text-align: center;">80%</td> <td style="text-align: center;">90%</td> <td style="text-align: center;">95%</td> <td style="text-align: center;">95%</td> </tr> <tr> <td>Unb Loops:</td> <td style="text-align: center;">60%</td> <td style="text-align: center;">70%</td> <td style="text-align: center;">80%</td> <td style="text-align: center;">85%</td> </tr> <tr> <td>LNP:</td> <td style="text-align: center;">80%</td> <td style="text-align: center;">90%</td> <td style="text-align: center;">95%</td> <td style="text-align: center;">95%</td> </tr> <tr> <td>UNE-P:</td> <td style="text-align: center;">60%</td> <td style="text-align: center;">75%</td> <td style="text-align: center;">90%</td> <td style="text-align: center;">95%</td> </tr> </tbody> </table>		Beginning →	Jan 02	Jul 02	Jan 03	Jul 03	Resale:	80%	90%	95%	95%	Unb Loops:	60%	70%	80%	85%	LNP:	80%	90%	95%	95%	UNE-P:	60%	75%	90%	95%
Beginning →	Jan 02	Jul 02	Jan 03	Jul 03																						
Resale:	80%	90%	95%	95%																						
Unb Loops:	60%	70%	80%	85%																						
LNP:	80%	90%	95%	95%																						
UNE-P:	60%	75%	90%	95%																						
<b>Availability:</b> Available	<b>Notes:</b> <ol style="list-style-type: none"> <li>1. The list of LSR types classified as eligible for flow through is contained in the "LSRs Eligible for Flow Through" matrix. This matrix also includes availability for enhancements to flow through. Matrix will be distributed through the CMP process.</li> <li>2. Effective with Mar 02 data results reflect the implementation of the exclusion for LSRs containing CLEC-caused non-fatal errors.</li> <li>3. In Colorado the standard for PO-2 is considered met if the standard for either PO-2A or PO-2B is met. For both PO-2A and PO-2B, the benchmark percentages shown apply to the aggregations of PO-2A-1 and PO-2A-2 (i.e., the combined PO-2A result) and of PO-2B-1 and PO-2B-2 (i.e., the combined PO-2B result).</li> </ol>																									

## Exhibit B

### PO-3 – LSR Rejection Notice Interval

<b>Purpose:</b> Monitors the timeliness with which Qwest notifies CLECs that electronic and manual LSRs were rejected.	
<b>Description:</b> Measures the interval between the receipt of a Local Service Request (LSR) and the rejection of the LSR for standard categories of errors/reasons. <ul style="list-style-type: none"> <li>• Includes all LSRs submitted through the specified interface that are rejected during the reporting period.</li> <li>• Standard reasons for rejections are: missing/incomplete/mismatching/unintelligible information, duplicate request or LSR/PON (purchase order number), no separate LSR for each account telephone number affected, no valid contract, no valid end user verification, account not working in Qwest territory, service-affecting order pending, request is outside established parameters for service, and lack of CLEC response to Qwest question for clarification about the LSR.</li> <li>• Included in the interval is time required for efforts by Qwest to work with the CLEC to avoid the necessity of rejecting the LSR.</li> <li>• With hours: minutes reporting, hours counted are (1) business hours for manual rejects (involving human intervention) and (2) published Gateway Availability hours for auto-rejects (involving no human intervention). Business hours are defined as time during normal business hours of the Wholesale Delivery Service Centers, except for PO-3C in which hours counted are workweek clock hours. Gateway Availability hours are based on the currently published hours of availability found on the following website: <a href="http://www.qwest.com/wholesale/cmp/ossHours.html">http://www.qwest.com/wholesale/cmp/ossHours.html</a>.</li> </ul>	
<b>Reporting Period:</b> One month	<b>Unit of Measure:</b> PO-3A-1, PO-3B-1 & PO-3C - Hrs: Mins. PO-3A-2 & PO-3B-2 – Mins: Secs.
<b>Reporting Comparisons:</b> CLEC aggregate and individual CLEC results	<b>Disaggregation Reporting:</b> Results for this indicator are reported according to the gateway interface used to submit the LSR: <ul style="list-style-type: none"> <li>• PO-3A-1, LSRs received via IMA and rejected manually: Statewide</li> <li>• PO-3A -2, LSRs received via IMA and auto-rejected: Region wide</li> <li>• PO-3B-1, LSRs received via EDI and rejected manually: Statewide</li> <li>• PO-3B -2, LSRs received via EDI and auto-rejected: Region wide</li> <li>• PO-3C, LSRs received via facsimile: Statewide</li> </ul>
<b>Formula:</b> $\Sigma [(Date\ and\ time\ of\ Rejection\ Notice\ transmittal) - (Date\ and\ time\ of\ LSR\ receipt)] \div (Total\ number\ of\ LSR\ Rejection\ Notifications)$	
<b>Exclusions:</b> <ul style="list-style-type: none"> <li>• Records with invalid product codes.</li> <li>• Records missing data essential to the calculation of the measurement per the PID.</li> <li>• Duplicate LSR numbers. (Exclusion to be eliminated upon implementation of IMA capability to disallow duplicate LSR #'s.)</li> <li>• Invalid start/stop dates/times.</li> </ul>	
<b>Product Reporting:</b> Not applicable (reported by ordering interface).	<b>Standard:</b> <ul style="list-style-type: none"> <li>• PO-3A-1 and -3B-1: ≤ 12 business hours</li> <li>• PO-3A -2 and -3B -2: ≤ 18 seconds</li> <li>• PO-3C: ≤ 24 work week clock hours</li> </ul>
<b>Availability:</b> <p style="text-align: center;">Available</p>	<b>Notes:</b>

## Exhibit B

### PO-4 – LSRs Rejected

<p><b>Purpose:</b> Monitors the extent LSRs are rejected as a percentage of all LSRs to provide information to help address potential issues that might be raised by the indicator of LSR rejection notice intervals.</p>	
<p><b>Description:</b> Measures the percentage of LSRs rejected (returned to the CLEC) for standard categories of errors/reasons.</p> <ul style="list-style-type: none"> <li>• Includes all LSRs submitted through the specified interface that are rejected or FOC'd during the reporting period.</li> <li>• Standard reasons for rejections are: missing/incomplete/mismatching/unintelligible information; duplicate request or LSR/PON (purchase order number); no separate LSR for each account telephone number affected; no valid contract; no valid end user verification; account not working in Qwest territory; service-affecting order pending; request is outside established parameters for service; and lack of CLEC response to Qwest question for clarification about the LSR.</li> </ul>	
<p><b>Reporting Period:</b> One month</p>	<p><b>Unit of Measure:</b> Percent of LSRs</p>
<p><b>Reporting Comparisons:</b> CLEC aggregate and individual CLEC results</p>	<p><b>Disaggregation Reporting:</b> Results for this indicator are reported according to the gateway interface used to submit the LSR:</p> <ul style="list-style-type: none"> <li>PO-4A-1 LSRs received via IMA and rejected manually – Region wide</li> <li>PO-4A -2 LSRs received via IMA and auto-rejected – Region wide</li> <li>PO-4B-1 LSRs received via EDI and rejected manually – Region wide</li> <li>PO-4B -2 LSRs received via EDI and auto-rejected – Region wide</li> <li>PO-4C LSRs received via facsimile – Statewide</li> </ul>
<p><b>Formula:</b>  <math display="block">\left[ \frac{\text{Total number of LSRs rejected via the specified method in the reporting period}}{\text{Total of all LSRs that are received via the specified interface that were rejected or FOC'd in the reporting period}} \right] \times 100</math> </p>	
<p><b>Exclusions:</b></p> <ul style="list-style-type: none"> <li>• Records with invalid product codes.</li> <li>• Records missing data essential to the calculation of the measurement per the PID.</li> <li>• Duplicate LSR numbers. (Exclusion to be eliminated upon implementation of IMA capability to disallow duplicate LSR #'s.)</li> <li>• Invalid start/stop dates/times.</li> </ul>	
<p><b>Product Reporting:</b> Not applicable (reported by ordering interface).</p>	<p><b>Standard:</b> Diagnostic</p>
<p><b>Availability:</b>  Available</p>	<p><b>Notes:</b></p>

## Exhibit B

### PO-5 – Firm Order Confirmations (FOCs) On Time

**Purpose:**

Monitors the timeliness with which Qwest returns Firm Order Confirmations (FOCs) to CLECs in response to LSRs/ASRs received from CLECs, focusing on the degree to which FOCs are provided within specified intervals.

**Description:**

Measures the percentage of Firm Order Confirmations (FOCs) that are provided to CLECs within the intervals specified under “Standards” below for FOC notifications.

- Includes all LSRs/ASRs that are submitted through the specified interface or in the specified manner (i.e., facsimile) that receive an FOC during the reporting period, subject to exclusions specified below. (Acknowledgments sent separately from an FOC (e.g., EDI 997 transactions are not included.)
- For PO-5A, the interval measured is the period between the LSR received date/time (based on scheduled up time) and Qwest’s response with a FOC notification (notification date and time).
- For PO-5B, 5C, and 5D, the interval measured is the period between the application date and time, as defined herein, and Qwest’s response with a FOC notification (notification date and time).
- “Fully electronic” LSRs are those (1) that are received via IMA or EDI, (2) that involve no manual intervention, and (3) for which FOCs are provided mechanically to the CLEC. <sup>NOTE 2</sup>
- “Electronic/manual” LSRs are received electronically via IMA or EDI and involve manual processing.
- “Manual” LSRs are received manually (via facsimile) and processed manually.
- ASRs are measured only in business days.
- LSRs will be evaluated according to the FOC interval categories shown in the “Standards” section below, based on the number of lines/services requested on the LSR or, where multiple LSRs from the same CLEC are related, based on the combined number of lines/services requested on the related LSRs.

**Reporting Period:** One month

**Unit of Measure:** Percent

**Reporting Comparisons:** CLEC aggregate and individual CLEC results

**Disaggregation Reporting:** Statewide level (per multi-state system serving the state).

Results for this indicator are reported as follows:

- PO-5A:\* FOCs provided for fully electronic LSRs received via:
  - PO-5A-1 IMA
  - PO-5A-2 EDI
- PO-5B:\* FOCs provided for electronic/manual LSRs received via:
  - PO-5B-1 IMA
  - PO-5B-2 EDI
- PO-5C:\* FOCs provided for manual LSRs received via Facsimile.
- PO-5D: FOCs provided for ASRs requesting LIS Trunks.

\* Each of the PO-5A, PO-5B and PO-5C measurements listed above will be further disaggregated as follows:

- (a) FOCs provided for Resale services and UNE-P
- (b) FOCs provided for Unbundled Loops and specified Unbundled Network Elements
- (c) FOCs provided for LNP

**Formula:**

PO-5A =  $\{[\text{Count of LSRs for which the original FOC's "(FOC Notification Date \& Time) - (LSR received date/time (based on scheduled up time))" is within 20 minutes}] \div (\text{Total Number of original FOC Notifications transmitted for the service category in the reporting period})\} \times 100$

PO-5B, 5C, & 5D =  $\{[\text{Count of LSRs/ASRs for which the original FOC's "(FOC Notification Date \& Time) - (Application Date \& Time)" is within the intervals specified for the service category involved}] \div (\text{Total Number of original FOC Notifications transmitted for the service category in the reporting period})\} \times 100$

## Exhibit B

### PO-5 – Firm Order Confirmations (FOCs) On Time (continued)

**Exclusions:**

- LSRs/ASRs involving individual case basis (ICB) handling based on quantities of lines, as specified in the "Standards" section below, or service/request types, deemed to be projects.
- Hours on Weekends and holidays. (Except for PO-5A which only excludes hours outside the scheduled up time).
- LSRs with CLEC-requested FOC arrangements different from standard FOC arrangements.
- Records with invalid product codes.
- Records missing data essential to the calculation of the measurement per the PID.
- Duplicate LSR numbers. (Exclusion to be eliminated upon implementation of IMA capability to disallow duplicate LSR #'s.)
- Invalid start/stop dates/times.

Additional PO-5D exclusion:

- Records with invalid application or confirmation dates.

<b>Product Reporting:</b>	<b>Standards:</b>		
<ul style="list-style-type: none"> <li>• For PO-5A, -5B and -5C: (a) Resale services UNE-P (POTS) and UNE-P Centrex (b) Unbundled Loops and specified Unbundled Network Elements. (c) LNP</li> <li>• For PO-5D: LIS Trunks.</li> </ul>	<ul style="list-style-type: none"> <li>• For PO-5A (all): <b>95%</b> within 20 minutes <sup>NOTE 2</sup></li> </ul>		
	<ul style="list-style-type: none"> <li>• For PO-5B (all): <b>90%</b> within standard FOC intervals (specified below)</li> </ul>		
	<ul style="list-style-type: none"> <li>• For PO-5C (manual): <b>90%</b> within standard FOC intervals specified below <b>PLUS 24 hours</b> <sup>NOTE 3</sup></li> </ul>		
	<ul style="list-style-type: none"> <li>• For PO-5D (LIS Trunks): <b>85%</b> within eight business days</li> </ul>		
	<b>Standard FOC Intervals for PO-5B and PO-5C</b>		
	<b>Product Group</b> <sup>NOTE 1</sup>	<b>FOC Interval</b>	
	<b>Resale</b>		<b>24 hours</b>
	Residence and Business POTS	1-39 lines	
	ISDN-Basic	1-10 lines	
	– Conversion As Is		
– Adding/Changing features			
– Add primary directory listing to established loop			
– Add call appearance			
Centrex Non-Design	1-19 lines		
with no Common Block Configuration			
Centrex line feature changes/adds/removals (all)			
<b>LNP</b>	1-24 lines		
<b>Unbundled Loops</b>	1-24 loops		
2/4 Wire analog			
DS3 Capable			
<b>Sub-loop</b>	1-24 sub-loops		
[included in Product Reporting group (b)]			
<b>Shared-loop/Line-sharing</b>	1-24 shared		
[included in Product Reporting group (b)]	loops		
<b>Unbundled Network Element–Platform (UNE-P POTS)</b>	1 – 39 lines		



**Exhibit B**

**PO-5 – Firm Order Confirmations (FOCs) On Time (continued)**

	<b>Resale</b> ISDN-Basic 1-10 lines – Conversion As Specified – New Installs – Address Changes – Change to add Loop ISDN-PRI (Facility) 1-3 PBX 1-24 trunks DS0 or Voice Grade Equivalent 1-24 DS1 Facility 1-24 DS3 Facility 1-3	<b>48 hours</b>
	<b>LNP</b> 25-49 lines	
	<b>Resale</b> Centrex (including Centrex 21, Non-design, Centrex 21 Basic ISDN, Centrex-Plus, Centron, Centrex Primes) 1-10 lines – With Common Block Configuration required – Initial establishment of Centrex CMS services – Tie lines or NARs activity – Subsequent to initial Common Block – Station lines – Automatic Route Selection – Uniform Call Distribution – Additional numbers	<b>72 hours</b>
	<b>UNE-P Centrex</b> 1-10 lines <b>UNE-P Centrex 21</b> 1-10 lines	
	<b>Unbundled Loops with Facility Check</b> <sup>(NOTE 2, 3)</sup> 1 – 24 loops 2/4 wire Non-loaded ADSL compatible ISDN capable XDSL-I capable DS1 capable	
	<b>Resale</b> ISDN-PRI (Trunks) 1-12 trunks	<b>96 hours</b>
	<b>For PO-5D:</b> LIS Trunks 1-240 trunk circuits	<b>8 business days</b>
<b>Availability:</b> Available	<b>Notes:</b> 1. LSRs with quantities above the highest number specified for each product type are considered ICB. 2. Unbundled Loop with Facility Check can be processed electronically; however, because this category always carries a 72-hour FOC interval the FOC results for this product will appear in PO-5B if received electronically or PO-5C if received manually. 3. Unbundled Loop with Facility Check will not add an additional 24 hours to the 72-hour interval if the LSR is submitted manually.	

## Exhibit B

### PO-6 – Work Completion Notification Timeliness

<b>Purpose:</b> To evaluate the timeliness of Qwest issuing electronic notification at an LSR level to CLECs that provisioning work on all service orders that comprise the CLEC LSR have been completed in the Service Order Processor and the service is available to the customer.	
<b>Description:</b> PO-6A & 6B: <ul style="list-style-type: none"> <li>Includes all orders completed in the Qwest Service Order Processor that generate completion notifications in the reporting period, subject to exclusions shown below.</li> <li>The start time is the date/time when the last of the service orders that comprise the CLEC LSR is posted as completed in the Service Order Processor.</li> <li>The end time is when the electronic order completion notice is made available (IMA)<sup>NOTE 1</sup> or transmitted<sup>NOTE 2</sup> (EDI) to the CLEC via the ordering interface used to place the local service request. The notification is transmitted at an LSR level when all service orders that comprise the CLEC LSR are complete.</li> <li>With hours: minutes reporting, hours counted are during the published Gateway Availability hours. Gateway Availability hours are based on the currently published hours of availability found on the following website: <a href="http://www.qwest.com/wholesale/cmp/ossHours.html">http://www.qwest.com/wholesale/cmp/ossHours.html</a>.</li> </ul>	
<b>Reporting Period:</b> One month	<b>Unit of Measure:</b> PO-6A - 6B:          Hrs: Mins
<b>Reporting Comparisons:</b> CLEC aggregate and individual CLEC results.	<b>Disaggregation Reporting:</b> Statewide level. <ul style="list-style-type: none"> <li>PO-6A Notices transmitted via IMA</li> <li>PO-6B Notices transmitted via EDI</li> </ul>
<b>Formula:</b> For completion notifications generated from LSRs received via IMA-GUI: $PO-6A = \frac{\Sigma((\text{Date and Time Completion Notification made available to CLEC}) - (\text{Date and Time the last of the service orders that comprise the CLEC LSR is completed in the Service Order Processor}))}{(\text{Number of completion notifications made available in reporting period})}$ For completion notifications generated from LSRs received via IMA-EDI: $PO-6B = \frac{\Sigma((\text{Date and Time Completion Notification transmitted to CLEC}) - (\text{Date and Time the last of the service orders that comprise the CLEC LSR is completed in the Service Order Processor.}))}{(\text{Number of completion notifications transmitted in reporting period})}$	
<b>Exclusions:</b> PO – 6A & 6B: <ul style="list-style-type: none"> <li>Records with invalid completion dates.</li> <li>LSRs submitted manually (e.g., via facsimile).</li> <li>ASRs submitted via EXACT.</li> </ul>	
<b>Product Reporting:</b> PO – 6A & 6B Aggregate reporting for all products ordered through IMA-GUI and, separately, IMA-EDI (see disaggregation reporting).	<b>Standard:</b> 6 hours
<b>Availability:</b> Available	<b>Notes:</b> <ol style="list-style-type: none"> <li>The time a notice is “made available” via the IMA-GUI is the time Qwest stores a status update related to the completion notice in the IMA Status Updates database. When this occurs, the notice can be immediately viewed by the CLEC using the Status Updates window or by using the LSR Notice Inquiry function.</li> <li>Initially the end time for PO-6B was the time a notice is “made available” via IMA-EDI. This is the time Qwest completed processing for the completion notice in IMA immediately prior to transmission. Qwest developed the ability to capture the transmission date and time from EDI and began basing the end time on the EDI transmit date and time effective with Jan 02 data.</li> </ol>

## Exhibit B

### PO-7 – Billing Completion Notification Timeliness

**Purpose:**

To evaluate the timeliness with which electronic billing completion notifications are made available or transmitted to CLECs, focusing on the percentage of notifications that are made available or transmitted (for CLECs) or posted in the billing system (for Qwest retail) within five business days.

**Description:**

PO-7A & 7B:

- This measurement includes all orders posted in the CRIS billing system for which billing completion notices are made available or transmitted in the reporting period, subject to exclusions shown below.
- Intervals used in this measurement are from the time a service order is completed in the SOP to the time billing completion for the order is made available or transmitted to the CLEC.
  - The time a notice is “made available” via the IMA-GUI consists of the time Qwest stores the completion notice in the IMA Status Updates database. When this occurs, the notice can be immediately viewed by the CLEC using the Status Updates window.
  - The time a notice is “transmitted” via IMA-EDI consists of the time Qwest actually transmits the completion notice via EDI. Applicable only to those CLECs who are certified and setup to receive the notices via EDI. <sup>NOTE 1</sup>
- The start time is when the completion of the service order is posted in the Qwest SOP. The end time is when, confirming that the order has been posted in the CRIS billing system, the electronic billing completion notice is made available to the CLEC via the same ordering interface (IMA-GUI or IMA-EDI) as used to submit the LSR.
- Intervals counted in the numerator of these measurements are those that are five business days or less.

PO-7C:

- This measurement includes all retail orders posted in the CRIS Billing system in the reporting period, subject to exclusions shown below.
- Intervals used in this measurement are from the time an order is completed in the SOP to the time it is posted in the CRIS billing system.
- The start time is when the completion of the order is posted in the SOP. The end time is when the order is posted in the CRIS billing system.
- Intervals counted in the numerator of this measurement are those that are five business days or less.

**Reporting Period:** One month

**Unit of Measure:** Percent

**Reporting Comparisons:**

PO-7A and -7B: CLEC aggregate and individual CLEC results.

PO-7C: Qwest retail results.

**Disaggregation Reporting:** Statewide level.

- PO-7A Notices made available via IMA-GUI
- PO-7B Notices transmitted via IMA-EDI
- PO-7C Billing system posting completions for Qwest Retail

**Formula:**

For wholesale service orders Qwest generates for LSRs received via IMA:

PO-7A = (Number of electronic billing completion notices in the reporting period made available within five business days of posting complete in the SOP) ÷ (Total Number of electronic billing completion notices made available during the reporting period)

PO-7B = (Number of electronic billing completion notices in the reporting period transmitted within five business days of posting complete in the SOP) ÷ (Total Number of electronic billing completion notices transmitted during the reporting period)

For service orders Qwest generates for retail customers (i.e., the retail analogue for PO-7A & -7B):

PO-7C = (Total number of retail service orders posted in the CRIS billing system in the reporting period that were posted within 5 business days) ÷ (Total number of retail service orders posted in the CRIS billing system in the reporting period)

<p><b>Exclusions:</b>  PO-7A, 7B &amp; 7C</p> <ul style="list-style-type: none"> <li>• Services that are not billed through CRIS, e.g. Resale Frame Relay.</li> <li>• Records with invalid completion dates.</li> </ul> <p>PO-7A &amp; 7B</p> <ul style="list-style-type: none"> <li>• LSRs submitted manually.</li> <li>• ASRs submitted via EXACT.</li> </ul>	
<p><b>Product Reporting:</b>  Aggregate reporting for all products ordered through IMA-GUI and, separately, IMA-EDI (see disaggregation reporting).</p>	<p><b>Standard:</b>  PO-7A and -7B: Parity with PO-7C</p>
<p><b>Availability:</b>  Available</p>	<p><b>Notes:</b>  1. Prior to Jan 02 the end time for EDI was based on the time a notice was "made available". The time a notice was "made available" via IMA-EDI consisted of the time Qwest completed processing for the completion notice in IMA immediately prior to transmission of the EDI notification.</p>

## Exhibit B

### PO-8 – Jeopardy Notice Interval

<b>Purpose:</b> Evaluates the timeliness of jeopardy notifications, focusing on how far in advance of original due dates jeopardy notifications are provided to CLECs (regardless of whether the due date was actually missed).	
<b>Description:</b> Measures the average time lapsed between the date the customer is first notified of an order jeopardy event and the original due date of the order. <ul style="list-style-type: none"> <li>Includes all orders completed in the reporting period that received jeopardy notifications.</li> </ul>	
<b>Reporting Period:</b> One month	<b>Unit of Measure:</b> Average Business days <sup>NOTE 1</sup>
<b>Reporting Comparisons:</b> CLEC aggregate, individual CLEC and Qwest Retail results	<b>Disaggregation Reporting:</b> Statewide level. (This measure is reported by jeopardy notification process as used for the categories shown under Product Reporting.)
<b>Formula:</b> $\left[ \frac{\sum (\text{Date of the original due date of orders completed in the reporting period that received jeopardy notification} - \text{Date of the first jeopardy notification})}{\text{Total orders completed in the reporting period that received jeopardy notification}} \right]$	
<b>Exclusions:</b> <ul style="list-style-type: none"> <li>Jeopardies done after the original due date is past.</li> <li>Records involving official company services.</li> <li>Records with invalid due dates or application dates.</li> <li>Records with invalid completion dates.</li> <li>Records with invalid product codes.</li> <li>Records missing data essential to the calculation of the measurement per the PID.</li> </ul>	
<b>Product Reporting:</b> <ul style="list-style-type: none"> <li>A Non-Designed Services</li> <li>B Unbundled Loops (with or without Number Portability)</li> <li>C LIS Trunks</li> <li>D UNE-P (POTS)</li> </ul>	<b>Standard:</b> <ul style="list-style-type: none"> <li>A Parity with Retail POTS</li> <li>B Parity with Retail POTS</li> <li>C Parity with Feature Group D (FGD) services</li> <li>D Parity with Retail POTS</li> </ul>
<b>Availability:</b> Available	<b>Notes:</b> <ol style="list-style-type: none"> <li>Effective with Dec 01 data in the Apr 02 report, for PO-8A and -D, Saturday is counted as a business day for all non-dispatched orders for Resale Residence, Resale Business, and UNE-P (POTS), as well as for the retail analogues specified above as standards. For dispatched orders for Resale Residence, Resale Business, and UNE-P (POTS) and for all other products reported under PO-8B and -8C, Saturday is counted as a business day when the service order is due on Saturday.</li> </ol>

## Exhibit B

### PO-9 – Timely Jeopardy Notices

<b>Purpose:</b> When original due dates are missed, measures the extent to which Qwest notifies customers in advance of jeopardized due dates.	
<b>Description:</b> Measures the percentage of late orders for which advance jeopardy notification is provided. <ul style="list-style-type: none"> <li>• Includes all inward orders (Change, New, and Transfer order types) assigned a due date by Qwest and which are completed/closed in the reporting period that missed the original due date. Change order types included in this measurement consist of all C orders representing inward line activity (with "I" and "T" action-coded line USOCs). <sup>NOTE 1</sup></li> <li>• Missed due date orders with jeopardy notifications provided on or after the original due date is past will be counted in the denominator of the formula but will not be counted in the numerator.</li> </ul>	
<b>Reporting Period:</b> One month	<b>Unit of Measure:</b> Percent
<b>Reporting Comparisons:</b> CLEC aggregate, individual CLEC and Qwest Retail results	<b>Disaggregation Reporting:</b> Statewide level. (This measure is reported by jeopardy notification process as used for the categories shown under Product Reporting.)
<b>Formula:</b> (Total missed due date orders completed in the reporting period that received jeopardy notification in advance of original due date) ÷ (Total number of missed due date orders completed in the reporting period) x 100	
<b>Exclusions:</b> <ul style="list-style-type: none"> <li>• Orders missed for customer reasons.</li> <li>• Records with invalid product codes.</li> <li>• Records involving official company services.</li> <li>• Records with invalid due dates or application dates.</li> <li>• Records with invalid completion dates.</li> <li>• Records with invalid product codes.</li> <li>• Records missing data essential to the calculation of the measurement per the PID.</li> </ul>	
<b>Product Reporting:</b> <ul style="list-style-type: none"> <li>A Non-Designed Services</li> <li>B Unbundled Loops (with or without Number Portability)</li> <li>C LIS Trunks (available)</li> <li>D UNE-P (POTS)</li> </ul>	<b>Standard:</b> <ul style="list-style-type: none"> <li>A Parity with Retail POTS</li> <li>B Parity with Retail POTS</li> <li>C Parity with Feature Group D (FGD) Services</li> <li>D Parity with Retail POTS</li> </ul>
<b>Availability:</b>  <div style="text-align: center;">Available</div>	<b>Notes:</b> <ol style="list-style-type: none"> <li>1. Prior to Aug 01 results, the specified Change order types (i.e., with "I" &amp; "T" action codes) included some orders that do not strictly represent additional lines (in both wholesale and retail results). Specifically these include changes to existing lines, such as conversions, number changes, PIC changes, and class of service changes. Beginning with Aug 01 results Qwest developed the capability to exclude "Change" service orders that do not involve installation of lines.</li> </ol>

## Exhibit B

### PO-10 – LSR Accountability

<b>Purpose:</b> Evaluates the degree to which Qwest can account for all LSRs received electronically.	
<b>Description:</b> Measures the number of LSRs received via IMA-GUI and IMA-EDI interfaces that Qwest has issued (confirmed) or accounted for in specific status categories, as a percentage of all LSRs received in the reporting period. <ul style="list-style-type: none"> <li>• Includes all LSRs that are received via the IMA-GUI and IMA-EDI interfaces, subject to exclusions specified below.</li> <li>• Status categories accounted for include:             <ul style="list-style-type: none"> <li>– Pending (i.e., assigned to a center representative for handling);</li> <li>– Supplemented (i.e., subsequent version of request that has not been confirmed or rejected at time of reporting);</li> <li>– Cancelled (by the CLEC prior to Qwest returning confirmation to the CLEC);</li> <li>– Rejected (i.e., rejection notice has been sent to the CLEC);</li> <li>– Issued (i.e., the order has been processed and confirmation has been returned to the CLEC);</li> <li>– Error (i.e., auto-logging error indicating a field value mismatch between the electronic interface and the Customer Request Management (CRM) system, at time of reporting, in parallel with the ordering processing in a manner that does not impede timeliness);</li> <li>– Project (i.e., routed to project management for handling);</li> </ul> </li> </ul>	
<b>Reporting Period:</b> One month	<b>Unit of Measure:</b> Percent
<b>Reporting Comparisons:</b> CLEC aggregate results	<b>Disaggregation Reporting:</b> Region-wide level.
<b>Formula:</b> $\left[ \frac{\text{Count of all LSRs issued or in status categories specified above}}{\text{Total number of LSRs received in reporting period}} \right] \times 100$ <small>NOTE 1</small>	
<b>Exclusions:</b> <ul style="list-style-type: none"> <li>• Front-end rejects (e.g., 997 notifications) that would not be eligible for confirmation or rejection</li> </ul>	
<b>Product Reporting:</b> None	<b>Standard:</b> <b>ROC States:</b> Diagnostic <small>NOTE 2</small> <b>CO:</b> 99 percent
<b>Availability:</b> Available	<b>Notes:</b> <ol style="list-style-type: none"> <li>1. Results that nominally exceed 100 percent may be due to timing differences in obtaining the quantities for the status categories (numerator) and for the total LSRs received (denominator). It is also possible for results to nominally fall short of 100 percent for the same reason.</li> <li>2. Because Qwest has a mechanized auto-logging process for tracking LSRs, Qwest believes the ROC TAG will determine this measurement to be unnecessary after being audited in the ROC Test. Accordingly, Qwest may approach the TAG to withdraw this measurement after the Test, after reporting multiple consecutive months demonstrating that Qwest adequately tracks and accounts for LSRs.</li> </ol>

## Exhibit B

### PO-15 – Number of Due Date Changes per Order

<b>Purpose:</b> To evaluate the extent to which Qwest changes due dates on orders.	
<b>Description:</b> Measures the average number of Qwest due date changes per order. <ul style="list-style-type: none"> <li>• Includes all inward orders (Change, New, and Transfer order types) that have been assigned a due date in the reporting period subject to the exclusions below. Change order types for additional lines consist of all "C" orders representing inward activity (with "I" and "T" action coded line USOCs.<sup>NOTE 1</sup></li> <li>• Counts all due date changes made for Qwest reasons following assignment of the original due date.</li> </ul>	
<b>Reporting Period:</b> One month	<b>Unit of Measure:</b> Average Number of Due Date Changes
<b>Reporting Comparisons:</b> CLEC aggregate, individual CLEC, and Qwest retail results.	<b>Disaggregation Reporting:</b> Statewide level.
<b>Formula:</b> $\Sigma(\text{Count of Qwest due date changes on all orders}) \div (\text{Total orders in reporting period})$	
<b>Exclusions:</b> <ul style="list-style-type: none"> <li>• Customer requested due date changes.</li> <li>• Records involving official company services.</li> <li>• Records with invalid due dates or application dates.</li> <li>• Records with invalid product codes.</li> <li>• Records missing data essential to the calculation of the measurement per the PID.</li> </ul>	
<b>Product Reporting:</b> <p style="text-align: center;">None</p>	<b>Standard:</b> <p style="text-align: center;">Diagnostic</p>
<b>Availability:</b> <p style="text-align: center;">Available</p>	<b>Notes:</b> <ol style="list-style-type: none"> <li>1. Prior to Aug 01 results the specified Change order types (i.e., with "I" &amp; "T" action codes) included some orders that do not strictly represent additional lines (in both wholesale and retail results). Specifically these include changes to existing lines, such as conversions, number changes, PIC changes, and class of service changes. Beginning with Aug 01 results Qwest developed the capability to exclude "Change" service orders that do not involve installation of lines.</li> </ol>



## Exhibit B

### PO-16– Timely Release Notifications

**Purpose:**

Measures the percent of release notifications for changes to specified OSS interfaces sent by Qwest to CLECs within the intervals specified within the intervals and scope specified within the change management plan found on Qwest’s Change Management Process, (CMP) website at <http://www.qwest.com/wholesale/cmp/whatiscmp.html>.

**Description:**

- Measures the percent of timely release notices that are sent by Qwest within the intervals/timeframes prescribed by the release notification procedure on Qwest’s CMP website. <sup>NOTE 1</sup>
  - Release notices measured are:
    - Draft Technical Specifications (for App to App interfaces only);
    - Final Technical Specifications (for App to App interfaces only);
    - Draft Release Notices (for GUI interfaces only);
    - For the following OSS interfaces:
      - IMA-GUI, IMA-EDI;
      - CEMR; <sup>NOTE 2</sup>
      - Exchange Access, Control, & Tracking (EXACT); <sup>NOTE 3</sup>
      - Electronic Bonding - Trouble Administration (EB -TA); <sup>NOTE 4</sup>
      - IABS and CRIS Summary Bill Outputs; <sup>NOTE 7</sup>
      - Loss and Completion Records; <sup>NOTE 7</sup>
      - New OSS interfaces (for introduction notices only.) <sup>NOTE 6</sup>
  - Also included are notifications for connectivity or system function changes to Resale Product Database.
  - Includes OSS interface release notifications by Qwest relating to the following products and service categories: LIS/Interconnection, Collocation, Unbundled Network Elements (UNE), Ancillary, and Resale Products and Services.
  - Includes OSS interface release notifications by Qwest to CLECs for the following OSS functions: Pre-Ordering, Ordering, Provisioning, Repair and Maintenance, and Billing.
  - Includes Types of Changes as specified in the “Qwest Wholesale Change Management Process Document” (Section 4 – Types of Changes).
  - Includes all OSS interface release notifications pertaining to the above OSS systems, subject to the exclusions specified below.
- Release Notifications sent on or before the date required by the CMP are considered timely. A release notification “sent date” is determined by the date of the e-mail sent by Qwest that provides the Release Notification. <sup>NOTE 8</sup>
- Release Notifications sent after the date required by the (CMP) are considered untimely. Release Notifications required but not sent are considered untimely.

<b>Reporting Period:</b> One month	<b>Unit of Measure:</b> Percent
<b>Reporting Comparisons:</b> CLEC Aggregate	<b>Disaggregation Reporting:</b> Region-wide level.
<b>Formula:</b> $\left[ \frac{\text{Number of required release notifications for specified OSS interface changes made within the reporting period that are sent on or before the date required by the change management plan (CMP)}}{\text{Total number of required release notifications for specified OSS interface changes within reporting period}} \right] \times 100$	
<b>Exclusions:</b> <ul style="list-style-type: none"> <li>• Changes to be implemented on an expedited basis (exception to OSS notification intervals) as mutually agreed upon by CLECs and Qwest through the CMP.</li> <li>• Changes where Qwest and CLECs agree, through the CMP, that notification is unnecessary.</li> </ul>	
<b>Product Reporting:</b> None	<b>Standard:</b> <ul style="list-style-type: none"> <li>Vol. 1-10: No more than one untimely notification</li> <li>Vol. &gt; 10: 92.5% timely notifications</li> </ul>

<p><b>Availability:</b> Available</p>	<p><b>Notes:</b></p> <ol style="list-style-type: none"> <li>1. The Change Management Process (CMP) specifies the intervals for release notifications by type of notification. These intervals are documented in the change management plan.</li> <li>2. CEMR replaced CTAS in April 01. CTAS will not be included in this measure because it is scheduled for retirement at the end of May 01.</li> <li>3. EXACT is a Telecordia system. Only release notifications for changes initiated by Qwest for hardware or connectivity will be included in this measurement.</li> <li>4. EB-TA is the same system as MEDIACC.</li> <li>5. The documents described in section "9.0 – Retirement of Existing OSS Interfaces" of the "Qwest Wholesale Change Management Process Document" as "Initial Retirement Notice" and "Final Retirement Notice."</li> <li>6. The documents described in section "7.0 – Introduction of New OSS Interface" of the "Qwest Wholesale Change Management Process Document" as "Initial Release Announcement and Preliminary Implementation Plan" (new App to App only), "Initial Interface Technical Specification" (new App to App only), "Final Interface Technical Specifications (new App to App only), "Release Notification" (new GUI only). CMP notices for "Introduction of a New OSS" are to be included in this measurement even though the new system is not explicitly listed in the "Description" section of this PID. However, once implemented, the system will not be added to the measurement for purposes of measuring release, change and retirement notifications unless specifically incorporated as an authorized change to the PID.</li> <li>7. CRIS, IABS, and Loss and Completions will adhere to the notification intervals documented in section 8.1 – Changes to Existing Application to Application Interface.</li> <li>8. Prior to April 4, 2002 the interval used to determine timeliness was based on CICMP guidelines. Effective April 4, 2002 the intervals used to determine timeliness are based on CMP guidelines.</li> </ol>
---	--

## Exhibit B

### PO-19 – Stand-Alone Test Environment (SATE) Accuracy

<b>Purpose:</b> Evaluates Qwest’s ability to provide accurate production-like tests to CLECs for testing both new releases and between releases in the SATE environment.	
<b>Description:</b> <ul style="list-style-type: none"> <li>• Measures the percentage of test transactions published in the <i>IMA EDI Data Document – for the Stand Alone Test Environment (SATE)</i> that are successfully executed in SATE at the time a new IMA Release is deployed to SATE. In months where no release activity occurs, measures the percentage of test transactions published in the current IMA EDI Data Document-for the Stand Alone Test Environment (SATE) that are successfully executed in SATE during the mid-release monthly performance test.</li> <li>• Includes one test transaction for each scenario published in the <i>IMA EDI Data Document – for the Stand Alone Test Environment (SATE)</i>.</li> <li>• Test transactions will be executed for each of the IMA releases supported in SATE utilizing all current versions of the <i>IMA EDI Data Document – for the Stand Alone Test Environment (SATE)</i>.</li> <li>• The successful execution of a transaction is determined by the Qwest Test Engineer according to:             <ul style="list-style-type: none"> <li>– The expected results of the test scenario as described in the <i>IMA EDI Data Document – for the Stand Alone Test Environment (SATE)</i> and the EDI disclosure document.</li> <li>– The transactions strict adherence to business rules published in Qwest’s most current IMA EDI Disclosure Documentation for each release and the associated Addenda.</li> </ul> </li> <li>• For this measurement, Qwest will execute the test transactions in the Stand-Alone Test Environment.             <ul style="list-style-type: none"> <li>– Release related test transactions will be executed when a full or point release of IMA is installed in SATE. These transactions will be executed within five business days of the numbered release being originally installed in SATE. This five-business day period will be referred to as the “Testing Window.”<sup>1</sup></li> <li>– Mid-release monthly performance test transactions will be executed in the months when no Testing Window for a release is completed. These transactions will be executed on the 15<sup>th</sup>, or the nearest working day to the 15<sup>th</sup> of the month, in the months when no release related test transactions are executed.</li> </ul> </li> <li>• Test transaction results will be included in the Reporting Period during which the release transactions or mid-release test transactions are completed.</li> </ul>	
<b>Reporting Period:</b> One month	<b>Unit of Measure:</b> Percent
<b>Reporting Comparisons:</b> None	<b>Disaggregation Reporting:</b> None
<b>Formula:</b> $\left[ \frac{\text{Total number of successfully completed SATE test transactions executed for a Software Release or Mid-release performance test completed in the Reporting Period}}{\text{Total number of SATE test transactions executed for a Software Release or Mid-release performance test completed in the Reporting Period}} \right] \times 100$	
<b>Exclusions:</b> None	
<b>Product Reporting:</b> None	<b>Standard:</b> 95% <sup>NOTE 2</sup>
<b>Availability:</b> Available	<b>Notes:</b> <ol style="list-style-type: none"> <li>1. Due to accelerated implementation schedule for this PID the “Testing Window” associated with the 8.1 release will be within 12 business days of the 8.1 release being originally installed in SATE.</li> <li>2. The 95% benchmark became effective with Mar 02 data.</li> </ol>

## Ordering and Provisioning

### OP-2 – Calls Answered within Twenty Seconds – Interconnect Provisioning Center

<b>Purpose:</b> Evaluates the timeliness of CLEC access to Qwest's interconnection provisioning center(s) and retail customer access to the Business Office, focusing on the extent calls are answered within 20 seconds	
<b>Description:</b> Measures the percentage of (Interconnection Provisioning Center or Retail Business Office) calls that are answered by an agent within 20 seconds of the first ring. <ul style="list-style-type: none"> <li>• Includes all calls to the Interconnect Provisioning Center/Retail Business Office during the reporting period, subject to exclusions specified below.</li> <li>• Abandoned calls are counted as missed.</li> <li>• First ring is defined as when the customer's call is first placed in queue by the ACD (Automatic Call Distributor).</li> <li>• Answer is defined as when the call is first picked up by the Qwest agent.</li> </ul>	
<b>Reporting Period:</b> One month	<b>Unit of Measure:</b> Percent
<b>Reporting Comparisons:</b> CLEC aggregate and Qwest Retail results	<b>Disaggregation Reporting:</b> Region-wide level.
<b>Formula:</b> $[(\text{Total Calls Answered by Center within 20 seconds}) \div (\text{Total Calls received by Center})] \times 100$	
<b>Explanation:</b> Percentage is derived from total number of calls answered within 20 seconds divided by total number of calls received.	
<b>Exclusions:</b> Time spent in the VRU Voice Response Unit is not counted.	
<b>Product Reporting:</b> Not applicable	<b>Standard:</b> Parity
<b>Availability:</b>  Available	<b>Notes:</b>

## Exhibit B

### OP-3 – Installation Commitments Met

<b>Purpose:</b> Evaluates the extent to which Qwest installs services for Customers by the scheduled due date.			
<b>Description:</b> Measures the percentage of orders for which the scheduled due date is met. <ul style="list-style-type: none"> <li>• All inward orders (Change, New, and Transfer order types) assigned a due date by Qwest and which are completed/closed during the reporting period are measured, subject to exclusions specified below. Change order types included in this measurement consist of all C orders representing inward activity (with "I" and "T" action coded line USOCs). <sup>NOTE 1</sup> Also included are orders with customer-requested due dates longer than the standard interval.</li> <li>• Completion date on or before the Applicable Due Date recorded by Qwest is counted as a met due date. The Applicable Due Date is the original due date or, if changed or delayed by the customer, the most recently revised due date, subject to the following: If Qwest changes a due date for Qwest reasons, the Applicable Due Date is the customer-initiated due date, if any, that is (a) subsequent to the original due date and (b) prior to a Qwest-initiated, changed due date, if any.</li> </ul>			
<table style="width: 100%; border: none;"> <tr> <td style="width: 50%; border: none;"><b>Reporting Period:</b> One month</td> <td style="width: 50%; border: none;"><b>Unit of Measure:</b> Percent</td> </tr> </table>		<b>Reporting Period:</b> One month	<b>Unit of Measure:</b> Percent
<b>Reporting Period:</b> One month	<b>Unit of Measure:</b> Percent		
<b>Reporting Comparisons:</b> CLEC aggregate, individual CLEC and Qwest Retail results	<b>Disaggregation Reporting:</b> Statewide level. <ul style="list-style-type: none"> <li>• Results for product/services listed in Product Reporting under "MSA-Type Disaggregation" will be reported according to orders involving:             <ul style="list-style-type: none"> <li>OP-3A Dispatches within MSAs;</li> <li>OP-3B Dispatches outside MSAs; and</li> <li>OP-3C No dispatches.</li> </ul> </li> <li>• Results for products/services listed in Product Reporting under "Zone-type Disaggregation" will be disaggregated according to installations:             <ul style="list-style-type: none"> <li>OP-3D In Interval Zone 1 areas; and</li> <li>OP-3E In Interval Zone 2 areas.</li> </ul> </li> </ul>		
<b>Formula:</b> $\left[ \frac{\text{Total Orders completed in the reporting period on or before the Applicable Due Date}}{\text{Total Orders Completed in the Reporting Period}} \right] \times 100$ <p><u>Explanation:</u> The percent commitments met is obtained by dividing the total number of service orders completed on or before the Applicable Due Date (as defined in the description above) by the total number of service orders completed during the measurement period.</p>			
<b>Exclusions:</b> <ul style="list-style-type: none"> <li>• Disconnect, From (another form of disconnect) and Record order types.</li> <li>• Due dates missed for standard categories of customer and non-Qwest reasons. Standard categories of customer reasons are: previous service at the location did not have a customer-requested disconnect order issued, no access to customer premises, and customer hold for payment. Standard categories of non-Qwest reasons are: Weather, Disaster, and Work Stoppage.</li> <li>• Records involving official company services.</li> <li>• Records with invalid due dates or application dates.</li> <li>• Records with invalid completion dates.</li> <li>• Records with invalid product codes.</li> <li>• Records missing data essential to the calculation of the measurement per the PID.</li> </ul>			

## Exhibit B

### OP – 3 Installation Commitments Met (continued)

Product Reporting:	Standards:
<b>MSA-Type Disaggregation -</b>	
• Resale	
Residential single line service	Parity with retail service
Business single line service	Parity with retail service
Centrex	Parity with retail service
Centrex 21	Parity with retail service
DS0 (non-designed provisioning)	Parity with retail service
PBX Trunks (non-designed provisioning)	Parity with retail service
Primary ISDN (non-designed provisioning)	Parity with retail service
Basic ISDN (non-designed provisioning)	Parity with retail service
Qwest DSL (non-designed provisioning)	Parity with retail service
• Unbundled Network Element – Platform (UNE-P) (POTS)	Parity with like retail service
• Unbundled Network Element – Platform (UNE-P) (Centrex 21 )	Parity with retail Centrex 21
• Unbundled Network Element – Platform (UNE-P) (Centrex )	Parity with retail Centrex
• Unbundled Loop – Analog (non-designed)	90%
• Shared Loop/Line Sharing	95%
• Sub-Loop Unbundling	<b>ROC States:</b> Diagnostic <b>CO:</b> 90%
<b>Zone-Type Disaggregation -</b>	
• Resale	
Primary ISDN (designed provisioning)	Parity with retail service
Basic ISDN (designed provisioning)	Parity with retail service
DS0 (designed provisioning)	Parity with retail service
DS1	Parity with retail service
PBX Trunks (designed provisioning)	Parity with retail service
Qwest DSL (designed provisioning)	Parity with retail service
DS3 and higher bit-rate services (aggregate)	Parity with retail service
Frame Relay	Parity with retail service
• LIS Trunks	Parity with Feature Group D (aggregate)
• Unbundled Dedicated Interoffice Transport (UDIT)	
UDIT – DS1 level	Parity with retail DS1 Private Line
UDIT – Above DS1 level	Parity with retail Private Lines above DS1 level
Dark Fiber – IOF	Diagnostic
• Unbundled Loops:	
Analog Loop (designed provisioning)	90%
Non-loaded Loop (2-wire)	90%
Non-loaded Loop (4-wire)	Parity with retail DS1 Private Line
DS1-capable Loop	Parity with retail DS1 Private Line
ISDN-capable Loop	Parity with retail ISDN BRI
ADSL-qualified Loop	90%
Loop types of DS3 and higher bit-rates (aggregate)	Parity with retail DS3 and higher bit-rate Private Line services (aggregate)
Dark Fiber – Loop	Diagnostic
Loops with Conditioning	90%
• E911/911 Trunks	Parity with retail E911/911 Trunks
• Enhanced Extended Links (EELs)	90%

## Exhibit B

### OP – 3 Installation Commitments Met (continued)

<p><b>Availability:</b> Available (except as noted below_</p> <p>Under Development:</p> <ul style="list-style-type: none"><li>• Reporting of UNE-P Centrex 21 – beginning with Dec 01 data on the Jun 02 report.</li></ul>	<p><b>Notes:</b></p> <ol style="list-style-type: none"><li>1. Prior to Aug 01 results the specified Change order types (i.e., with "I" &amp; "T" action codes) included some orders that do not strictly represent additional lines (in both wholesale and retail results). Specifically these include changes to existing lines, such as conversions, number changes, PIC changes, and class of service changes. Beginning with Aug 01 results Qwest developed the capability to exclude "Change" service orders that do not involve installation of lines.</li></ol>
--	--

## Exhibit B

### OP-4 – Installation Interval

<b>Purpose:</b> Evaluates the timeliness of Qwest's installation of services for customers, focusing on the average time to install service.			
<b>Description:</b> Measures the average interval (in business days) <sup>NOTE 1</sup> between the application date <sup>NOTE 4</sup> and the completion date for service orders accepted and implemented. <ul style="list-style-type: none"> <li>• Includes all inward orders (Change, New, and Transfer order types) assigned a due date by Qwest and which are completed/closed during the reporting period, subject to exclusions specified below. Change order types for additional lines consist of all C orders representing inward activity (with "I" and "T" action coded line USOCs).<sup>NOTE 2</sup></li> <li>• Intervals for each measured event are counted in whole days: the application date is day zero (0); the day following the application date is day one (1).</li> <li>• The Applicable Due Date is the original due date or, if changed or delayed by the customer, the most recently revised due date, subject to the following: If Qwest changes a due date for Qwest reasons, the Applicable Due Date is the customer-initiated due date, if any, that is (a) subsequent to the original due date and (b) prior to a Qwest-initiated, changed due date, if any.<sup>NOTE 3</sup></li> <li>• Time intervals associated with customer-initiated due date changes or delays occurring after the Applicable Due Date, as applied in the formula below, are calculated by subtracting the latest Qwest-initiated due date, if any, following the Applicable Due Date, from the subsequent customer-initiated due date, if any.<sup>NOTE 3</sup></li> </ul>			
<table style="width: 100%; border: none;"> <tr> <td style="width: 50%; border: none;"><b>Reporting Period:</b> One month</td> <td style="width: 50%; border: none;"><b>Unit of Measure:</b> Average Business Days</td> </tr> </table>		<b>Reporting Period:</b> One month	<b>Unit of Measure:</b> Average Business Days
<b>Reporting Period:</b> One month	<b>Unit of Measure:</b> Average Business Days		
<b>Reporting Comparisons:</b> CLEC aggregate, individual CLEC and Qwest Retail results	<b>Disaggregation Reporting:</b> Statewide level. <ul style="list-style-type: none"> <li>• Results for product/services listed in Product Reporting under "MSA-Type Disaggregation" will be reported according to orders involving:                         <ul style="list-style-type: none"> <li>OP-4A Dispatches within MSAs;</li> <li>OP-4B Dispatches outside MSAs; and</li> <li>OP-4C No dispatches.</li> </ul> </li> <li>• Results for products/services listed in Product Reporting under "Zone-type Disaggregation" will be disaggregated according to installations:                         <ul style="list-style-type: none"> <li>OP-4D In Interval Zone 1 areas; and</li> <li>OP-4E In Interval Zone 2 areas.</li> </ul> </li> </ul>		
<b>Formula:</b> $\Sigma[(\text{Order Completion Date}) - (\text{Order Application Date}) - (\text{Time interval between the Original Due Date and the Applicable Date}) - (\text{Time intervals associated with customer-initiated due date changes or delays occurring after the Applicable Due Date})] \div \text{Total Number of Orders Completed in the reporting period}$			
<u>Explanation:</u> The average installation interval is derived by dividing the sum of installation intervals for all orders (in business days) <sup>NOTE 1</sup> by total number of service orders completed in the reporting period.			
<b>Exclusions:</b> <ul style="list-style-type: none"> <li>• Orders with customer requested original due dates greater than the current standard interval. (This exclusion does <u>not</u> apply to LIS trunks, E911 and products involving dispatches reported under "MSA-Type Disaggregation," for which orders for all requested intervals are included. These exceptions to this exclusion will be removed as Qwest develops the corresponding measurement capability, at which time this definition will be updated.)</li> <li>• Disconnect, From (another form of disconnect) and Record order types.</li> <li>• Records involving official company services.</li> <li>• Records with invalid due dates or application dates.</li> <li>• Records with invalid completion dates.</li> <li>• Records with invalid product codes.</li> <li>• Records missing data essential to the calculation of the measurement per the PID.</li> </ul>			



## Exhibit B

### OP-4 – Installation Interval (continued)

Product Reporting:	Standards:
<b>MSA-Type Disaggregation -</b>	
• Resale	
Residential single line service	Parity with retail service
Business single line service	Parity with retail service
Centrex	Parity with retail service
Centrex 21	Parity with retail service
DS0 (non-designed provisioning)	Parity with retail service
PBX Trunks (non-designed provisioning)	Parity with retail service
Primary ISDN (non-designed provisioning)	Parity with retail service
Basic ISDN (non-designed provisioning)	Parity with retail service
Qwest DSL (non-designed provisioning)	Parity with retail service
• Unbundled Network Element – Platform (UNE-P) (POTS)	Parity with like retail service
• Unbundled Network Element – Platform (UNE-P) (Centrex 21 )	Parity with retail Centrex 21
• Unbundled Network Element – Platform (UNE-P) (Centrex)	Parity with retail Centrex
• Unbundled Loop – Analog (non-designed)	6 days
• Shared Loop/Line Sharing	3.3 days
• Sub-Loop Unbundling	<b>ROC States:</b> Diagnostic
	<b>CO: 6 days</b>
<b>Zone-Type Disaggregation -</b>	
• Resale	
Primary ISDN (designed provisioning)	Parity with retail service
Basic ISDN(designed provisioning)	Parity with retail service
DS0 (designed provisioning)	Parity with retail service
DS1	Parity with retail service
PBX Trunks (designed provisioning)	Parity with retail service
Qwest DSL (designed provisioning)	Parity with retail service
DS3 and higher bit-rate services (aggregate)	Parity with retail service
Frame Relay	Parity with retail service
• LIS Trunks	Parity with Feature Group D (aggregate)
• Unbundled Dedicated Interoffice Transport (UDIT)	
UDIT – DS1 level	Parity with DS1 Private Line Service
UDIT – Above DS1 level	Parity with Private Lines above DS1 level
Dark Fiber – IOF	Diagnostic
• Unbundled Loops:	
Analog Loop (designed provisioning)	6 days
Non-loaded Loop (2-wire)	6 days
Non-loaded Loop (4-wire)	Parity with retail DS1 Private Line
DS1-capable Loop	Parity with retail DS1 Private Line
ISDN-capable Loop	Parity with retail ISDN BRI
ADSL-qualified Loop	6 days
Loop types of DS3 and higher bit-rates (aggregate)	Parity with retail DS3 and higher bit-rate services (aggregate)
Dark Fiber – Loop	Diagnostic
Loops with Conditioning	15 days
• E911/911 Trunks	Parity with retail E911/911 Trunks
• Enhanced Extended Links (EELs)	Diagnostic

## Exhibit B

### OP-4 – Installation Interval (continued)

<p><b>Availability:</b> Available: (except as specified below) Under Development:</p> <ul style="list-style-type: none"><li>• Refinement of application date treatment for LSRs received after specified cutoff times (per Note 4) – beginning with Dec 01 data on the Jun 02 report.</li><li>• Reporting of UNE-P Centrex 21 – beginning with Dec 01 data on the Jun 02 report.</li><li>• Reporting 15 day benchmark on results report – beginning on Jun 02 report.</li></ul>	<p><b>Notes:</b></p> <ol style="list-style-type: none"><li>1. For OP-4C, Saturday is counted as a business day for all orders for Resale Residence, Resale Business, and UNE-P (POTS), as well as for the retail analogues specified above as standards. For all other products under OP-4C and for all products under OP-4A, -4B, -4D, and -4E (effective with Dec 01 results and forward, beginning in the Apr 02 report). Saturday is counted as a business day when the service order is due or completed on Saturday.</li><li>2. Prior to Aug 01 results the specified Change order types (i.e., with "I" &amp; "T" action codes) included some orders that do not strictly represent additional lines (in both wholesale and retail results). Specifically these include changes to existing lines, such as conversions, number changes, PIC changes, and class of service changes. Beginning with Aug 01 results Qwest developed the capability to exclude "Change" service orders that do not involve installation of lines.</li><li>3. According to this definition, the Applicable Due Date can change, per successive customer-initiated due date changes or delays, up to the point when a Qwest-initiated due date change occurs. At that point, the Applicable Due Date becomes fixed (i.e., with no further changes) as the date on which it was set prior to the first Qwest-initiated due date change, if any. Following the first Qwest-initiated due date change, any further customer-initiated due date changes or delays are measured as time intervals that are subtracted as indicated in the formula. These delay time intervals are calculated as stated in the description. (Though infrequent, in cases where multiple Qwest-initiated due date changes occur, the stated method for calculating delay intervals is applied to each pair of Qwest-initiated due date change and subsequent customer-initiated due date change or delay. The intervals thus calculated from each pairing of Qwest and customer-initiated due dates are summed and then subtracted as indicated in the formula.) The result of this approach is that Qwest-initiated impacts on intervals are counted in the reported interval, and customer-initiated impacts on intervals are not counted in the reported interval.</li><li>4. Prior to the Jun 02 report, OP-4 results exclude a small subset of orders, due to system limitations that prevent entering a future application date when an LSR is received after the cutoff time and the service order is issued the same day. Beginning with the Jun 02 report, OP-4 results from Dec 01 forward will reflect the elimination of this exclusion.</li></ol>
---	--

## Exhibit B

### OP-5 – New Service Quality

**Purpose:**

Evaluates the quality of ordering and installing new services (inward line service orders), focusing on the percentage of newly-installed service orders that are free of CLEC/customer-initiated trouble reports during the provisioning process and within 30 calendar days following installation completion, and focusing on the quality of Qwest's resolution of such conditions with respect to multiple reports.

**Description:**

Measures two components of new service provisioning quality (OP-5A and -5B) and also reports a combined result (OP-5T), as described below, each as a percentage of all inward line service orders completed in the reporting period that are free of CLEC/customer-reported provisioning and repair trouble reports, as described below. Also measures the percentage of all provisioning and repair trouble reports that constitute multiple trouble reports for the affected service orders. (OP-5R)

- Orders for new services considered in calculating all components of this performance indicator are all inward line service orders completed in the reporting period, including Change (C-type) orders for additional lines/circuits, subject to exclusions shown below. Change order types considered in these measurements consist of all C orders representing inward activity (with "I" and "T" action coded line/circuit USOCs).<sup>NOTE 1</sup>
- Orders for new service installations include conversions (Retail to CLEC, CLEC to CLEC, and same CLEC converting between products).
- Provisioning or repair trouble reports include both out of service and other service affecting conditions, such as features on a line that are missing or do not function properly upon conversion, subject to exclusions shown below.

**OP-5A: New Service Installation Quality Reported to Repair**

- Measures the percentage of inward line service orders that are free of repair trouble reports<sup>NOTE 2</sup> within 30 calendar days of installation completion, subject to exclusions below.
- Repair trouble reports are defined as CLEC/customer notifications to Qwest of out-of-service and other service affecting conditions for which Qwest opens repair tickets in its maintenance and repair management and tracking systems<sup>NOTE 3</sup> that are closed in the reporting period or the following month,<sup>NOTE 4</sup> subject to exclusions shown below.<sup>NOTE 5</sup>
- Qwest is able to open repair tickets for repair trouble reports received from CLECs/customers once the service order is completed in Qwest's systems.

**OP-5B: New Service Provisioning Quality**

- Measures the percentage of inward line service orders that are free of provisioning trouble reports during the provisioning process and within 30 calendar days of installation completion, subject to exclusions shown below.
- Provisioning trouble reports are defined as CLEC notifications to Qwest of out of service or other service affecting conditions that are attributable to provisioning activities, including but not limited to LSR/service order mismatches and conversion outages. For provisioning trouble reports, Qwest creates call center tickets in its call center database. Subject to exclusions shown below, call center tickets closed in the reporting period or the following month<sup>NOTE 4</sup> are captured in this measurement. Call center tickets closed to Network reasons will not be counted in OP-5B when a repair trouble report for that order is captured in OP-5A.<sup>NOTE 5, 6</sup>

**OP-5T: New Service Installation Quality Total**

- Measures the percentage of inward line service orders that are free of repair or provisioning trouble reports during the provisioning process and within 30 calendar days of installation completion, subject to exclusion shown below.

**OP-5R: New Service Quality Multiple Report Rate**

- Evaluates the quality of Qwest's responses to repair and provisioning trouble reports for inward line service orders completed in the reporting period. This measurement reports, for those service orders that were *not* free of repair or provisioning trouble reports in OP-5A or OP-5B, the percentage of trouble reports affecting the same service orders that were followed by additional repair and provisioning trouble reports, as specified below.
- Measures the percentage of all repair and provisioning trouble reports considered in OP-5A and OP-5B

## Exhibit B

### OP-5 – New Service Quality (Continued)

that are additional repair or provisioning trouble reports received by Qwest for the same service order during the provisioning process or within 30 calendar days following installation completion.

- Additional repair or provisioning trouble reports are defined as all such reports that are received following the first report (whether the first report is represented by a call center ticket or a repair ticket) relating to the same service order during the provisioning process or within 30 calendar days following installation completion. In all cases, the trouble reports counted are those that are defined for OP-5A and OP-5B above. <sup>NOTE 7</sup>

**Reporting Period:** One month, reported in arrears (i.e., results first appear in reports one month later than results for measurements that are not reported in arrears), in order to cover the 30-day period following installation.

**Unit of Measure:**  
Percent

**Reporting Comparisons:** CLEC aggregate, individual CLEC and Qwest Retail results

**Disaggregation Reporting:** Statewide level

**Formulas:**

**OP-5A** = (Number inward line service orders completed in the reporting period – Number of inward line service orders with any repair trouble reports as specified above) ÷ (Number of inward line service orders completed in the reporting period) x 100

**OP-5B** = (Number of inward line service orders completed in the reporting period – Number of inward line service orders with any provisioning trouble reports as specified above) ÷ (Number of inward line service orders completed in the reporting period) x 100

**OP-5T** = ((Number of inward line service orders completed in the reporting period] – Number of inward line service orders with repair or provisioning trouble reports as defined above under OP-5A or OP-5B, as applicable) ÷ (Number of inward line service orders completed in the reporting period) x 100

**OP-5R** = (Number of all repair and provisioning trouble reports, relating to inward line service orders closed in the reporting period as defined above under OP-5A or OP-5B, that constitute additional repair and provisioning trouble reports, within 30 calendar days following the installation date ÷ Number of all repair and provisioning trouble reports relating to inward line service orders closed in the reporting period, as defined above under OP-5A or OP-5B) x 100

**Exclusions:**

Applicable to OP-5A, OP-5T and OP-5R:

- Repair trouble reports attributable to CLEC or coded to non-Qwest reasons as follows:
  - For products measured from MTAS data, repair trouble reports coded to disposition codes for:
    - Customer Action; Non-Telco Plant; Trouble Beyond the Network Interface; and Miscellaneous – Non-Dispatch, non-Qwest (includes CPE, Customer Instruction, Carrier, Alternate Provider); and Reports from other than the CLEC/customer that result in a charge if dispatched.
  - For products measured from WFA (Workforce Administration) data, repair reports coded to codes for:
    - Carrier Action (IEC); Customer Provided Equipment (CPE); Commercial power failure; Customer requested service order activity; and Other non-Qwest.
  - Repair reports coded to disposition codes for referral to another department (i.e., for non-repair ticket resolutions of non-installation-related problems, except cable cuts, which are not excluded).

Applicable to OP-5B, OP-5T and OP-5R only:

- Provisioning trouble reports attributable to CLEC or non-Qwest causes.
- Call center tickets relating to activities that occur as part of the normal process of conversion (i.e., while Qwest is actively and properly engaged in process of converting or installing the service). Provisioning trouble reports involving service orders that, at the time of the calls, have fallen out for manual handling and been disassociated from the related service order, as applicable, will be considered as not in the normal process of conversion and will not be excluded.

Applicable to OP-5A, OP-5B, OP-5T and OP-5R:

- Repair or provisioning trouble reports related to service orders captured as misses under measurements OP-13 (Coordinated Cuts Timeliness) or OP-17 (LNP Timeliness).

## Exhibit B

### OP-5 – New Service Quality (Continued)

- Subsequent repair or provisioning trouble reports of any trouble on the installed service before the original repair or provisioning trouble report is closed.
- Service orders closed in the reporting period with App Dates earlier than eight months prior to the beginning of the reporting period.
- Information tickets generated for internal Qwest system/network monitoring purposes.
- Disconnect, From (another form of disconnect) and Record order types. When out of service or service affecting problems are reported to the call center on conversion and move requests, the resulting call center ticket will be included in the calculation of the numerator in association with the related inward order type even when the call center ticket reflects the problem was caused by the Disconnect or From order.
- Records involving official Qwest company services.

Records missing data essential to the calculation of the measurement as defined herein.

#### Product Reporting Categories:

- As specified below – one percentage result reported for each bulleted category under the sub-measurements shown.

#### Standards:

- OP-5A:** Parity with retail service
- OP-5B:** Diagnostic for six months following first reporting. After six months Benchmark (TBD)
- OP-5T:** Diagnostic
- OP-5R:** Diagnostic for six months following first reporting.  
Possible standard (TBD)

(Where parity comparisons involve multiple service varieties in a product category, weighting based on the retail analogue volumes may be used if necessary to create a comparison that is not affected by different proportions of wholesale and retail analogue volumes in the same reporting category.)

Exhibit B

**OP-5 – New Service Quality (Continued)**

<b>Product Reporting:</b>	<b>Standards:</b>		
<b>Reported under OP-5A, OP-5B, OP-5T and OP-5R:</b>			
(Product categories may be combined as agreed upon by the parties in Long-Term PID Administration.)			
	<u>OP-5A</u>	<u>OP-5B</u>	<u>OP-5T &amp; OP-5R</u>
Resale			
Residential single line service	Parity with retail service	6 mo. Diagnostic; Benchmark TBD	Diagnostic
Business single line service	Parity with retail service	6 mo. Diagnostic; Benchmark TBD	Diagnostic
Centrex	Parity with retail service	6 mo. Diagnostic; Benchmark TBD	Diagnostic
Centrex 21	Parity with retail service	6 mo. Diagnostic; Benchmark TBD	Diagnostic
PBX Trunks	Parity with retail service	6 mo. Diagnostic; Benchmark TBD	Diagnostic
Basic ISDN	Parity with retail service	6 mo. Diagnostic; Benchmark TBD	Diagnostic
Qwest DSL	Parity with retail service	6 mo. Diagnostic; Benchmark TBD	Diagnostic
Primary ISDN	Parity with retail service	6 mo. Diagnostic; Benchmark TBD	Diagnostic
DS0	Parity with retail service	6 mo. Diagnostic; Benchmark TBD	Diagnostic
DS1	Parity with retail service	6 mo. Diagnostic; Benchmark TBD	Diagnostic
DS3 and higher bit-rate services (aggregate)	Parity with retail service	6 mo. Diagnostic; Benchmark TBD	Diagnostic
Frame Relay	Parity with retail service	6 mo. Diagnostic; Benchmark TBD	Diagnostic
• Unbundled Network Element – Platform (UNE-P) (POTS)	Parity with like retail service	6 mo. Diagnostic; Benchmark TBD	Diagnostic
• Unbundled Network Element – Platform (UNE-P) (Centrex 21 )	Parity with retail Centrex 21	6 mo. Diagnostic; Benchmark TBD	Diagnostic
• Unbundled Network Element – Platform (UNE-P) (Centrex)	Parity with retail Centrex	6 mo. Diagnostic; Benchmark TBD	Diagnostic
Line Splitting	Diagnostic	Diagnostic	Diagnostic
Shared Loop/Line Sharing	Parity with retail RES & BUS POTS	6 mo. Diagnostic; Benchmark TBD	Diagnostic
Sub-Loop Unbundling	Diagnostic	Diagnostic	Diagnostic
Unbundled Loops:			

## Exhibit B

### OP-5 – New Service Quality (Continued)

Analog Loop	Parity with retail Res & Bus POTS with dispatch	6 mo. Diagnostic; Benchmark TBD	Diagnostic
Non-loaded Loop (2-wire)	Parity with retail ISDN BRI	6 mo. Diagnostic; Benchmark TBD	Diagnostic
Non-loaded Loop (4-wire)	Parity with retail DS1	6 mo. Diagnostic; Benchmark TBD	Diagnostic
DS1-capable Loop	Parity with retail DS1	6 mo. Diagnostic; Benchmark TBD	Diagnostic
ISDN-capable Loop	Parity with retail ISDN BRI	6 mo. Diagnostic; Benchmark TBD	Diagnostic
ADSL-qualified Loop	Parity with retail Qwest DSL with dispatch	6 mo. Diagnostic; Benchmark TBD	Diagnostic
Loop types of DS3 and higher bit-rates (aggregate)	Parity with retail DS3 and higher bit-rate services (aggregate)	6 mo. Diagnostic; Benchmark TBD	Diagnostic
Dark Fiber – Loop	Diagnostic	Diagnostic	Diagnostic
• Enhanced Extended Link (EELs) – (DS0 level)	Diagnostic until volume criteria are met	Diagnostic until volume criteria are met	Diagnostic
• Enhanced Extended Link (EELs) – (DS1 level)	Parity with retail DS1	6 mo. Diagnostic; Benchmark TBD	Diagnostic
• Enhanced Extended Link (EELs) – (above DS1 level)	Diagnostic until volume criteria are met	Diagnostic until volume criteria are met	Diagnostic
<b>Reported under OP-5A and under OP-5R (per OP-5A specifications):</b>			
	<b>OP-5A</b>	<b>OP-5R</b>	
• LIS Trunks	Parity with Feature Group D (aggregate)	Diagnostic	
<b>Unbundled Dedicated Interoffice Transport (UDIT)</b>			
UDIT (DS1 Level )	Parity with Retail Private Lines (DS1)	Diagnostic	
UDIT (Above DS1 Level)	Parity with Retail Private Lines (Above DS1 level)	Diagnostic	
Dark Fiber - IOF	Diagnostic	Diagnostic	
• E911/911 Trunks	Parity with Retail E911/911 Trunks	Diagnostic	

## Exhibit B

### OP-5 – New Service Quality (Continued)

<p><b>Availability:</b></p> <p>Under Development: (Subject to final refinements during implementation)</p> <p>Available: OP-5A, OP-5B, OP-5T and OP-5R: beginning with Nov 03 data reported in Jan 04 (Results will be reported for the OP-5 defined in the Qwest South Dakota SGAT Fourth Revision, December 12, 2002 Exhibit B until new OP-5 is reported)</p>	<p><b>Notes:</b></p> <ol style="list-style-type: none"> <li>1. The specified Change order types (i.e., with "I" &amp; "T" action codes) exclude Change orders that do not involve installation of lines (in both wholesale and retail results). Specifically this measurement does not include changes to existing lines, such as number changes and PIC changes.</li> <li>2. Including consideration of repeat repair trouble reports (i.e., additional reports of trouble related to the same newly-installed line/circuit that are received after the preceding repair report is closed and within 30 days following installation completion) to complete the determination of whether the newly-installed line/circuit was trouble free within 30 days of installation.</li> <li>3. Qwest's repair management and tracking systems consist of WFA (Work Force Administration), MTAS (Maintenance Tracking and Administration System), and successor repair systems, if any, as applicable to obtain the repair report data for this measurement. Not included are Call Center Database systems supporting call centers in logging calls from customers regarding problems or other inquiries (see OP-5B and OP-5T).</li> <li>4. The "following month" includes also the period of a few business days (typically four or five) afterward, up to the time when Qwest pulls the repair data to begin processing results for this measurement.</li> <li>5. Includes repair and provisioning trouble reports generated by new processes that supersede or supplement existing processes for submitting repair and provisioning trouble reports as specified in Qwest's documented or agreed upon procedures.</li> <li>6. For purposes of calculating OP-5B, a call center ticket for multiple orders with provisioning trouble reports will result in all orders reporting trouble counting as a miss in OP-5B. If a repair trouble report(s) is received for the same orders, the number of orders counted as a miss in OP-5B for Network reasons will be reduced by the number of orders with repair troubles counted as a miss in OP-5A.</li> <li>7. OP-5R will be counted on a per ticket basis.</li> </ol>
--	---



## Exhibit B

### OP-6 – Delayed Days

**Purpose:**

Evaluates the extent Qwest is late in installing services for customers, focusing on the average number of days that late orders are completed beyond the committed due date.

**Description:**

OP-6A – Measures the average number of business days <sup>NOTE 1</sup> that service is delayed beyond the Applicable Due Date for non-facility reasons attributed to Qwest.

- Includes all inward orders (Change, New, and Transfer order types) that are completed/closed during the reporting period, later, due to non-facility reasons, than the Applicable Due Date recorded by Qwest, subject to exclusions specified below.

OP-6B – Measures the average number of business days <sup>NOTE 1</sup> that service is delayed beyond the Applicable Due Date for facility reasons attributed to Qwest.

- Includes all inward orders (Change, New, and Transfer order types) that are completed/closed during the reporting period later due to facility reasons than the original due date recorded by Qwest, subject to exclusions specified below.

For both OP-6A and OP-6B:

- Change order types for additional lines consist of “C” orders with “I” and “T” action coded line USOCs. <sup>NOTE 2</sup>
- The Applicable Due Date is the original due date or, if changed or delayed by the customer, the most recently revised due date, subject to the following: If Qwest changes a due date for Qwest reasons, the Applicable Due Date is the customer-initiated due date, if any, that is (a) subsequent to the original due date and (b) prior to a Qwest-initiated, changed due date, if any. <sup>NOTE 3</sup>
- Time intervals associated with customer-initiated due date changes or delays occurring after the Applicable Due Date, as applied in the formula below, are calculated by subtracting the latest Qwest-initiated due date, if any, following the Applicable Due Date, from the subsequent customer-initiated due date, if any. <sup>NOTE 3</sup>

**Reporting Period:** One month

**Unit of Measure:** Average Business Days

**Reporting**

**Comparisons:**  
CLEC aggregate, individual CLEC and Qwest Retail results

**Disaggregation Reporting:** Statewide level.

- Results for products/services listed under Product Reporting under “MSA-type Disaggregation” will be reported for OP-6A and OP-6B according to orders involving:
  1. Dispatches within MSAs;
  2. Dispatches outside MSAs; and
  3. No dispatches.
- Results for products/services listed in Product Reporting under “Zone-type Disaggregation” will be disaggregated according to installations:
  4. In Interval Zone 1 areas; and
  5. In Interval Zone 2 areas.

**Formula:**

OP-6A =  $\frac{\sum[(\text{Actual Completion Date of late order for non-facility reasons}) - (\text{Applicable Due Date of late order}) - (\text{Time intervals associated with customer-initiated due date changes or delays occurring after the Applicable Due Date})]}{(\text{Total Number of Late Orders for non-facility reasons completed in the reporting period})}$

OP-6B =  $\frac{\sum[(\text{Actual Completion Date of late order for facility reasons}) - (\text{Applicable Due Date of late order}) - (\text{Time intervals associated with customer-initiated due date changes or delays occurring after the Applicable Due Date})]}{(\text{Total Number of Late Orders for facility reasons completed in the reporting period})}$

## Exhibit B

### OP-6 – Delayed Days (continued)

<b>Exclusions:</b>	
<ul style="list-style-type: none"> <li>• Orders affected only by delays that are solely for customer and/or CLEC reasons.</li> <li>• Disconnect, From (another form of disconnect) and Record order types.</li> <li>• Records involving official company services.</li> <li>• Records with invalid due dates or application dates.</li> <li>• Records with invalid completion dates.</li> <li>• Records with invalid product codes.</li> <li>• Records missing data essential to the calculation of the measurement per the PID.</li> </ul>	
<b>Product Reporting:</b>	<b>Standards:</b>
<b><u>MSA-Type Disaggregation -</u></b>	
• Resale	
Residential single line service	Parity with retail service
Business single line service	Parity with retail service
Centrex	Parity with retail service
Centrex 21	Parity with retail service
DS0 (non-designed provisioning)	Parity with retail service
PBX Trunks (non-designed provisioning)	Parity with retail service
Primary ISDN (non-designed provisioning)	Parity with retail service
Basic ISDN (non-designed provisioning)	Parity with retail service
Qwest DSL (non-designed provisioning)	Parity with retail service
• Unbundled Network Element – Platform (UNE-P) (POTS)	Parity with like retail service
• Unbundled Network Element – Platform (UNE-P) (Centrex 21 )	Parity with retail Centrex 21
• Unbundled Network Element – Platform (UNE-P) (Centrex)	Parity with retail Centrex
• Unbundled Loop – Analog (non-designed)	Parity with retail Res & Bus POTS with dispatch
• Shared Loop/Line Sharing	Diagnostic
• Sub-Loop Unbundling	Diagnostic
<b><u>Zone-type Disaggregation -</u></b>	
• Resale	
Primary ISDN (designed provisioning)	Parity with retail service
Basic ISDN (designed provisioning)	Parity with retail service
DS0 (designed provisioning)	Parity with retail service
DS1	Parity with retail service
PBX Trunks (designed provisioning)	Parity with retail service
Qwest DSL (designed provisioning)	Parity with retail service
DS3 and higher bit-rate services (aggregate)	Parity with retail service
Frame Relay	Parity with retail service
• LIS Trunks	Parity with Feature Group D (aggregate)
• Unbundled Dedicated Interoffice Transport (UDIT)	
UDIT – DS1 level	Parity with retail DS1 Private Line- Service
UDIT – Above DS1 level	Parity with retail Private Line- Services above DS1 level
Dark fiber – IOF	Diagnostic
• Unbundled Loops:	
Analog Loop (designed provisioning)	Parity with retail Res and Bus POTS with dispatch
Non-loaded Loop (2-wire)	Parity with retail ISDN BRI
Non-loaded Loop (4-wire)	Parity with retail DS1 Private Line
DS1-capable Loop	Parity with retail DS1 Private Line
ISDN-capable Loop	Parity with retail ISDN BRI
ADSL-qualified Loop	Parity with retail Qwest DSL, with dispatch

## Exhibit B

### OP-6 – Delayed Days (continued)

Loop types of DS3 and higher bit-rates (aggregate)	Parity with retail DS3 and higher bit-rate Private Line services (aggregate)
Dark Fiber – Loop	Diagnostic
<ul style="list-style-type: none"> <li>• E911/911 Trunks</li> </ul>	Parity with retail E911/911 Trunks
<ul style="list-style-type: none"> <li>• Enhanced Extended Links (EELs)</li> </ul>	Diagnostic
<p><b>Availability:</b> Available ( except as specified below)</p> <p>Under Development:</p> <ul style="list-style-type: none"> <li>• Exclusion of orders affected only by delays solely due to customer reasons – beginning with Dec 01 data on the Jun 02 report.</li> <li>• Reporting of UNE-P Centrex 21 – beginning with Dec 01 data on the Jun 02 report.</li> </ul>	<p><b>Notes:</b></p> <ol style="list-style-type: none"> <li>1. For OP-6A-3 and OP-6B-3, Saturday is counted as a business day for all orders for Resale Residence, Resale Business, and UNE-P (POTS), as well as for the retail analogues specified above as standards. For all other products under OP-6A-3 and OP-6B-3, and for all products under OP-6A-1, -6A-2, -6A-4, -6A-5, -6B-1, -6B-2, -6B-4, and -6B-5 (effective with Dec 01 results and forward, beginning in the Apr 02 report). Saturday is counted as a business day when the service order is due or completed on Saturday.</li> <li>2. Prior to Aug 01 results the specified Change order types (i.e., with "I" &amp; "T" action codes) included some orders that do not strictly represent additional lines (in both wholesale and retail results). Specifically these include changes to existing lines, such as conversions, number changes, PIC changes, and class of service changes. Beginning with Aug 01 results Qwest developed the capability to exclude "Change" service orders that do not involve installation of lines.</li> <li>3. According to this definition, the Applicable Due Date can change, per successive customer-initiated due date changes or delays, up to the point when a Qwest-initiated due date change occurs. At that point, the Applicable Due Date becomes fixed (i.e., with no further changes) as the date on which it was set prior to the first Qwest-initiated due date change, if any. Following the first Qwest-initiated due date change, any further customer-initiated due date changes or delays are measured as time intervals that are subtracted as indicated in the formula. These delay time intervals are calculated as stated in the description. (Though infrequent, in cases where multiple Qwest-initiated due date changes occur, the stated method for calculating delay intervals is applied to each pair of Qwest-initiated due date change and subsequent customer-initiated due date change or delay. The intervals thus calculated from each pairing of Qwest and customer-initiated due dates are summed and then subtracted as indicated in the formula.) The result of this approach is that Qwest-initiated impacts on intervals are counted in the reported interval, and customer-initiated impacts on intervals are not counted in the reported interval.</li> </ol>

## Exhibit B

### OP-7 – Coordinated “Hot Cut” Interval – Unbundled Loop

<b>Purpose:</b> Evaluates the duration of completing coordinated “hot cuts” of unbundled loops, focusing on the time actually involved in disconnecting the loop from the Qwest network and connecting/testing the loop.	
<b>Description:</b> Measures the average time to complete coordinated “hot cuts” for unbundled loops, based on intervals beginning with the “lift” time and ending with the completion time of Qwest’s applicable tests for the loop. <ul style="list-style-type: none"> <li>• Includes all coordinated hot cuts of unbundled loops that are completed/closed during the reporting period, subject to exclusions specified below.</li> <li>• “Hot cut” refers to moving the service of existing customers from Qwest’s switch/frames to the CLEC’s equipment, via unbundled loops, that will serve the customers.</li> <li>• “Lift” time is defined as when Qwest disconnects the existing loop.</li> <li>• “Completion time” is defined as when Qwest completes the applicable tests after connecting the loop to the CLEC.</li> </ul>	
<b>Reporting Period:</b> One month	<b>Unit of Measure:</b> Hours and Minutes
<b>Reporting Comparisons:</b> CLEC aggregate and individual CLEC results	<b>Disaggregation Reporting:</b> Statewide level.
<b>Formula:</b> $\frac{\sum[\text{Completion time} - \text{Lift time}]}{\text{Total Number of unbundled loops with coordinated cutovers completed in the reporting period}}$	
<b>Exclusions:</b> <ul style="list-style-type: none"> <li>• Time intervals associated with CLEC-caused delays.</li> <li>• Records missing data essential to the calculation of the measurement per the PID.</li> <li>• Invalid start/stop dates/times or invalid scheduled date/times.</li> </ul>	
<b>Product Reporting:</b> Coordinated Unbundled Loops – Reported separately for: <ul style="list-style-type: none"> <li>• Analog Loops</li> <li>• All other Loop Types</li> </ul>	<b>Standard:</b> <b>ROC States:</b> Diagnostic in light of OP-13 (Coordinated Cuts On Time) <b>CO:</b> 1 hour
<b>Availability:</b>  <div style="text-align: center;">Available</div>	<b>Notes:</b>

## Exhibit B

### OP-8 – Number Portability Timeliness

<b>Purpose:</b> Evaluates the timeliness of cutovers of local number portability (LNP).	
<b>Description:</b> OP-8B – LNP Timeliness with Loop Coordination (percent): Measures the percentage of coordinated LNP triggers set prior to the scheduled start time for the loop. <ul style="list-style-type: none"> <li>• All orders for LNP coordinated with unbundled loops that are completed/closed during the reporting period are measured, subject to exclusions specified below.</li> </ul> OP-8C – LNP Timeliness without Loop Coordination (percent): Measures the percentage of LNP triggers set prior to the Frame Due Time or scheduled start time for the LNP cutover as applicable. <ul style="list-style-type: none"> <li>• All orders for LNP for which coordination with a loop was not requested that are completed/closed during the reporting period are measured (including standalone LNP coordinated with other than Qwest-provided Unbundled Loops and non-coordinated, standalone LNP), subject to exclusions specified below.</li> <li>• For purposes of these measurements (OP-8B and -8C), “trigger” refers to the “10-digit unconditional trigger” or Line Side Attribute (LSA) that is set or translated by Qwest.</li> <li>• “Scheduled start time” is defined as the confirmed appointment time (as stated on the FOC), or a newly negotiated time. In the case of LNP cutovers coordinated with loops, the scheduled time used in this measurement will be no later than the “lay” time for the loop.</li> </ul>	
<b>Reporting Period:</b> One month	<b>Unit of Measure:</b> Percent of triggers set on time
<b>Reporting Comparisons:</b> CLEC aggregate and individual CLEC results	<b>Disaggregation Reporting:</b> Statewide level.
<b>Formula:</b> OP-8B = $\left[ \frac{\text{Number of LNP triggers set before the scheduled time for the coordinated loop cutover}}{\text{Total Number of LNP activations coordinated with unbundled loops completed}} \right] \times 100$  OP-8C = $\left[ \frac{\text{Number of LNP triggers set before the Frame Due Time or Scheduled Start Time}}{\text{Total Number of LNP activations without loop cutovers completed}} \right] \times 100$	
<b>Exclusions:</b> <ul style="list-style-type: none"> <li>• CLEC-caused delays in trigger setting.</li> <li>• LNP requests that do not involve automatic triggers (e.g., DID lines without separate, unique telephone numbers and Centrex 21).</li> <li>• LNP requests for which the records used as sources of data for these measurements have the following types of errors:             <ul style="list-style-type: none"> <li>– Records with no PON (purchase order number) or STATE</li> <li>– Records where triggers cannot be set due to switch capabilities</li> <li>– Records with invalid due dates, application dates, or start dates.</li> <li>– Records with invalid completion dates.</li> <li>– Records missing data essential to the calculation of the measurement per the PID.</li> <li>– Invalid start/stop dates/times or invalid frame due or scheduled date/times.</li> </ul> </li> </ul>	
<b>Product Reporting:</b> None	<b>Standard:</b> 95%
<b>Availability:</b>  <div style="text-align: center;">Available</div>	<b>Notes:</b>

## Exhibit B

### OP-13 – Coordinated Cuts On Time – Unbundled Loop

**Purpose:**

Evaluates the percentage of coordinated cuts of unbundled loops that are completed on time, focusing on cuts completed within one hour of the committed order due time and the percent that were started without CLEC approval.

**Description:**

- Includes all LSRs for coordinated cuts of unbundled loops that are completed/closed during the reporting period, subject to exclusions specified below.
- OP-13A – Measures the percentage of LSRs (CLEC orders) for all coordinated cuts of unbundled loops that are started and completed on time. For coordinated loop cuts to be counted as “on time” in this measurement, the CLEC must agree to the start time, and Qwest must (1) receive verbal CLEC approval before starting the cut or lifting the loop, (2) complete the physical work and appropriate tests, (3) complete the Qwest portion of any associated LNP orders and (4) call the CLEC with completion information, all within one hour of the time interval defined by the committed order due time.
- OP-13B – Measures the percentage of all LSRs for coordinated cuts of unbundled loops that are actually started without CLEC approval.
- “Scheduled start time” is defined as the confirmed appointment time (as stated on the FOC), or a newly negotiated appointment time.
- The “committed order due time” is based on the number and type of loops involved in the cut and is calculated by adding the applicable time interval from the following list to the scheduled start time:
  - Analog unbundled loops:
    - 1 to 16 lines: 1 Hour
    - 17 to 24 lines: 2 Hours
    - 25+ lines: Project\*
  - All other unbundled loops:
    - 1 to 5 lines: 1 Hour
    - 6 to 8 lines: 2 Hours
    - 9 to 11 lines: 3 Hours
    - 12 to 24 lines: 4 Hours
    - 25+ lines: Project\*

\*For Projects scheduled due dates and scheduled start times will be negotiated between CLEC and Qwest, but no committed order due time is established. Therefore, projects are not included in OP-13A (see exclusion below).
- “Stop” time is defined as when Qwest notifies the CLEC that the Qwest physical work and the appropriate tests have been successfully accomplished, including the Qwest portion of any coordinated LNP orders.
- Time intervals following the scheduled start time or during the cutover process associated with customer-caused delays are subtracted from the actual cutover duration.
- Where Qwest’s records of completed coordinated cut transactions are missing evidence of CLEC approval of the cutover, the cut will be counted as a miss under both OP-13A and OP-13B.

<b>Reporting Period:</b> One month	<b>Unit of Measure:</b> Percent
<b>Reporting Comparisons:</b> CLEC aggregate and individual CLEC results	<b>Disaggregation Reporting:</b> Statewide level. Results for this measurement will be reported according to: OP-13A Cuts Completed On Time OP-13B Cuts Started Without CLEC Approval

## Exhibit B

### OP-13 – Coordinated Cuts On Time – Unbundled Loop (continued)

<p><b>Formula:</b></p> <p>OP-13A = <math>\left[ \frac{\text{Count of LSRs for Coordinated Unbundled Loop cuts completed "On Time"}}{\text{Total Number of LSRs for Coordinated Unbundled Loop Cuts completed in the reporting period}} \right] \times 100</math></p> <p>OP-13B = <math>\left[ \frac{\text{Count of LSRs for Coordinated Unbundled Loop cuts whose actual start time occurs without CLEC approval}}{\text{Total Number of LSRs for Coordinated Unbundled Loop Cuts completed in the reporting period}} \right] \times 100</math></p>	
<p><b>Exclusions:</b></p> <p>Applicable to OP-13A:</p> <ul style="list-style-type: none"> <li>• Loop cuts that involve CLEC-requested non-standard methodologies, processes, or timelines.</li> </ul> <p>OP-13A &amp; OP-13B</p> <ul style="list-style-type: none"> <li>• Records with invalid completion dates.</li> <li>• Records missing data essential to the calculation of the measurement per the PID which are not otherwise designated to be "counted as a miss".</li> <li>• Invalid start/stop dates/times or invalid scheduled date/times.</li> <li>• Projects involving 25 or more lines.</li> </ul>	
<p><b>Product Reporting:</b> Coordinated Unbundled Loops – Reported separately for:</p> <ul style="list-style-type: none"> <li>• Analog Loops</li> <li>• All Other Loops</li> </ul>	<p><b>Standard:</b></p> <p><b>OP-13A:</b> ROC States: 95 Percent or more AZ: 90 Percent or more</p> <p><b>OP-13B:</b> Diagnostic</p>
<p><b>Availability:</b></p> <p style="text-align: center;">Available</p>	<p><b>Notes:</b></p>

## Exhibit B

### OP-15 – Interval for Pending Orders Delayed Past Due Date

**Purpose:**

Evaluates the extent to which Qwest's pending orders are late, focusing on the average number of days the pending orders are delayed past the Applicable Due Date, as of the end of the reporting period.

**Description:**

OP-15A – Measures the average number of business days that pending orders are delayed beyond the Applicable Due Date for reasons attributed to Qwest.

- Includes all pending inward orders (Change, New, and Transfer order types) for which the Applicable Due Date recorded by Qwest has been missed, subject to exclusions specified below. Change order types included in this measurement consist of all "C" orders representing inward activity (with "I" and "T" action coded line USOCs).<sup>NOTE 2</sup>
- The Applicable Due Date is the original due date or, if changed or delayed by the customer, the most recently revised due date, subject to the following: If Qwest changes a due date for Qwest reasons, the Applicable Due Date is the customer-initiated due date, if any, that is (a) subsequent to the original due date and (b) prior to a Qwest-initiated, changed due date, if any.<sup>NOTE 3</sup>
- Time intervals associated with customer-initiated due date changes or delays occurring after the Applicable Due Date, as applied in the formula below, are calculated by subtracting the latest Qwest-initiated due date, if any, following the Applicable Due Date, from the subsequent customer-initiated due date, if any.<sup>NOTE 3</sup>

OP-15B – Reports the number of pending orders measured in the numerator of OP-15A that were delayed for Qwest facility reasons.

**Reporting Period:** One month

**Unit of Measure:**

OP-15A – Average Business Days<sup>NOTE 4</sup>  
 OP-15B – Number of orders pending facilities

**Reporting Comparisons:**

CLEC aggregate, individual CLEC, Qwest retail

**Disaggregation Reporting:**

Statewide

**Formula:**

OP-15A =  $\frac{\sum[(\text{Last Day of Reporting Period}) - (\text{Applicable Due Date of Late Pending Order}) - (\text{Time intervals associated with customer-initiated due date changes or delays occurring after the Applicable Due Date})]}{(\text{Total Number of Pending Orders Delayed for Qwest reasons as of the last day of Reporting Period})}$

OP-15B = Count of pending orders measured in numerator of OP-15A that were delayed for Qwest facility reasons

**Exclusions:**

- Disconnect, From (another form of disconnect) and Record order types.
- Records involving official company services.
- Records with invalid due dates or application dates.
- Records with invalid product codes.
- Records missing data essential to the calculation of the measurement per the PID.



**Exhibit B**

**OP-15 – Interval for Pending Orders Delayed Past Due Date (continued)**

<b>Product Reporting:</b>	<b>Standards:</b> OP-15B = diagnostic only For OP-15A:
<ul style="list-style-type: none"> <li>• Resale</li> </ul>	
Residential single line service	Diagnostic (Expectation: Parity with retail service)
Business single line service	Diagnostic (Expectation: Parity with retail service)
Centrex	Diagnostic (Expectation: Parity with retail service)
Centrex 21	Diagnostic (Expectation: Parity with retail service)
PBX Trunk	Diagnostic (Expectation: Parity with retail service)
Basic ISDN	Diagnostic (Expectation: Parity with retail service)
Qwest DSL	Diagnostic (Expectation: Parity with retail service)
Primary ISDN	Diagnostic (Expectation: Parity with retail service)
DS0	Diagnostic (Expectation: Parity with retail service)
DS1	Diagnostic (Expectation: Parity with retail service)
DS3 and higher bit-rate services (aggregate)	Diagnostic (Expectation: Parity with retail service)
Frame Relay	Diagnostic (Expectation: Parity with retail service)
<ul style="list-style-type: none"> <li>• Unbundled Network Element – Platform (UNE-P) (POTS)</li> </ul>	Diagnostic (Expectation: Parity with retail service)
<ul style="list-style-type: none"> <li>• Unbundled Network Element – Platform (UNE-P) (Centrex 21 )</li> </ul>	Diagnostic (Expectation: Parity with retail Centrex 21)
<ul style="list-style-type: none"> <li>• Unbundled Network Element – Platform (UNE-P) (Centrex )</li> </ul>	Diagnostic (Expectation: Parity with retail Centrex)
<ul style="list-style-type: none"> <li>• Shared Loop/Line Sharing</li> </ul>	Diagnostic
<ul style="list-style-type: none"> <li>• Sub-Loop Unbundling</li> </ul>	Diagnostic
<ul style="list-style-type: none"> <li>• LIS Trunks</li> </ul>	Diagnostic (Expectation: Parity with Feature Group D (aggregate)) (separately reported)
<ul style="list-style-type: none"> <li>• Unbundled Dedicated Interoffice Transport (UDIT)</li> </ul>	
UDIT – DS1 level	Diagnostic (Expectation: Parity with DS1 Private Line- Service)
UDIT – Above DS1 level	Diagnostic (Expectation: Parity with Private Line-Services above DS1 level)
Dark Fiber – IOF	Diagnostic
<ul style="list-style-type: none"> <li>• Unbundled Loops:</li> </ul>	
Analog Loop	Diagnostic (Expectation: Parity with retail Res and Bus POTS with dispatch)
Non-loaded Loop (2-wire)	Diagnostic (Expectation: Parity with retail ISDN BRI)
Non-loaded Loop (4-wire)	Diagnostic (Expectation: Parity with retail DS1)
DS1-capable Loop	Diagnostic (Expectation: Parity with retail DS1)
ISDN-capable Loop	Diagnostic (Expectation: Parity with ISDN-BRI)
ADSL-qualified Loop	Diagnostic (Expectation: Parity with retail Qwest DSL with dispatch)
Loop types of DS3 or higher bit rate (aggregate)	Diagnostic (Expectation: Parity with retail DS3 and higher bit-rate services (aggregate))
Dark Fiber – Loop	Diagnostic
<ul style="list-style-type: none"> <li>• E911/911 Trunks</li> </ul>	Diagnostic (Expectation: Parity with retail E911/911 Trunks)
<ul style="list-style-type: none"> <li>• Enhanced Extended Links (EELs)</li> </ul>	Diagnostic

## Exhibit B

### OP-15 – Interval for Pending Orders Delayed Past Due Date (continued)

<p><b>Availability:</b> Available (except as specified below)</p> <p>Under Development:</p> <ul style="list-style-type: none"> <li>• Reporting of UNE-P Centrex 21 – beginning with Dec 01 data on the Jun 02 report.</li> </ul>	<p><b>Notes:</b></p> <ol style="list-style-type: none"> <li>1. Through Jan 01 results reported include products that flow through the design process only. Beginning with Feb 01, results reported include both design flow and non-design flow for products.</li> <li>2. Prior to Aug 01 results the specified Change order types (i.e., with "I" &amp; "T" action codes) included some orders that do not strictly represent additional lines (in both wholesale and retail results). Specifically these include changes to existing lines, such as conversions, number changes, PIC changes, and class of service changes. Beginning with Aug 01 results Qwest developed the capability to exclude "Change" service orders that do not involve installation of lines.</li> <li>3. According to this definition, the Applicable Due Date can change, per successive customer-initiated due date changes or delays, up to the point when a Qwest-initiated due date change occurs. At that point, the Applicable Due Date becomes fixed (i.e., with no further changes) as the date on which it was set prior to the first Qwest-initiated due date change, if any. Following the first Qwest-initiated due date change, any further customer-initiated due date changes or delays are measured as time intervals that are subtracted as indicated in the formula. These delay time intervals are calculated as stated in the description. (Though infrequent, in cases where multiple Qwest-initiated due date changes occur, the stated method for calculating delay intervals is applied to each pair of Qwest-initiated due date change and subsequent customer-initiated due date change or delay. The intervals thus calculated from each pairing of Qwest and customer-initiated due dates are summed and then subtracted as indicated in the formula.) The result of this approach is that Qwest-initiated impacts on intervals are counted in the reported interval, and customer-initiated impacts on intervals are not counted in the reported interval.</li> <li>4. For OP-15A, Saturday is counted as a business day for all non-dispatched orders for Resale Residence, Resale Business, and UNE-P (POTS), as well as for non-dispatched orders in the retail analogues specified above as standards (effective with Dec 01 results and forward, beginning in the Apr 02 report). For all other non-dispatched products and for all dispatched products under OP-15A, Saturday is not counted as a business day.</li> </ol>
--	--

## Exhibit B

### OP-17 – Timeliness of Disconnects associated with LNP Orders

<b>Purpose:</b> Evaluates the quality of Qwest completing LNP telephone number porting, focusing on the degree to which porting occurs without implementing associated disconnects before the scheduled time/date.	
<b>Description:</b> <b>OP-17A</b> <ul style="list-style-type: none"> <li>• Measures the percentage of all LNP telephone numbers (TNs), both stand alone and associated with loops, that are ported without the incidence of disconnects being made by Qwest before the scheduled time/date, as identified by associated qualifying trouble reports.             <ul style="list-style-type: none"> <li>– Focuses on disconnects associated with timely CLEC requests for delaying the disconnects or no requests for delays.</li> <li>– The scheduled time/date is defined as 11:59 p.m. on (1) the due date of the LNP order recorded by Qwest or (2) the delayed disconnect date requested by the CLEC, where the CLEC submits a timely request for delay of disconnection.</li> <li>– A CLEC request for delay of disconnection is considered timely if received by Qwest before 8:00 p.m. MT on the current due date of the LNP order recorded by Qwest.</li> </ul> </li> </ul> <b>OP-17B</b> <ul style="list-style-type: none"> <li>• Measures the percentage of all LNP telephone numbers (TNs), both stand alone and associated with loops, that are ported without the incidence of disconnects being made by Qwest before the scheduled time/date, as identified by associated qualifying trouble reports.             <ul style="list-style-type: none"> <li>– Includes only disconnects associated with untimely CLEC requests for delaying the disconnects.</li> <li>– A CLEC request for delay of disconnection is considered "untimely" if received by Qwest after 8:00 p.m. MT on the current due date of the LNP order recorded by Qwest and before 12:00 p.m. MT (noon) on the day after the current due date.</li> </ul> </li> <li>• Disconnects are defined as the removal of switch translations, including the 10-digit trigger.</li> <li>• Disconnects that are implemented early, and thus counted as a "miss" under this measurement, are those that the CLEC identifies as such to Qwest via trouble reports, within four calendar days of the actual disconnect date, that are confirmed to be caused by disconnects being made before the scheduled time.</li> <li>• Includes all CLEC orders for LNP TNs completed in the reporting period, subject to exclusions specified below.</li> </ul>	
<b>Reporting Period:</b> One month	<b>Unit of Measure:</b> Percent
<b>Reporting Comparisons:</b> CLEC Aggregate and Individual CLEC	<b>Disaggregation Reporting:</b> Statewide
<b>Formula:</b> $\left[ \frac{\text{Total number of LNP TNs ported pursuant to orders completed in the reporting period} - \text{Number of TNs with qualifying trouble reports notifying Qwest that disconnection before the scheduled time has occurred}}{\text{Total Number of LNP TNs ported pursuant to orders completed in the reporting period}} \right] \times 100$	

## Exhibit B

### OP-17 – Timeliness of Disconnects associated with LNP Orders (continued)

**Exclusions:**

**OP-17A only**

- Trouble reports notifying Qwest of early disconnects associated with situations for which the CLEC has failed to submit timely requests to have disconnects held for later implementation.

**OP-17A & B**

- Trouble reports not related to valid requests (LSRs) for LNP and associated disconnects.
- LNP requests that do not involve automatic triggers (e.g., DID lines without separate, unique TNs, and Centrex 21).
- Records with invalid trouble receipt dates.
- Records with invalid cleared, closed or due dates.
- Records with invalid product codes.
- Records missing data essential to the calculation of the measurement per the PID.

**OP-17B only**

- Trouble reports notifying Qwest of early disconnects associated with situations for which the CLEC did not submit its untimely requests by 12:00 p.m. MT (noon) on the day after the LNP due date to have disconnects held for later implementation.

**Product Reporting:** LNP

**Standard:**

OP-17A – 98.25%

OP-17B – Diagnostic only, in light of its measuring only requests for delay of disconnect that are defined as untimely.

**Availability:**

Available

**Notes:**

## Exhibit B

### Maintenance and Repair

#### MR-2 – Calls Answered within 20 Seconds – Interconnect Repair Center

<b>Purpose:</b> Evaluates Customer access to Qwest's Interconnection and/or Retail Repair Center(s), focusing on the number of calls answered within 20 seconds.	
<b>Description:</b> Measures the percentage of Interconnection and/or Retail Repair Center calls answered within 20 seconds of the first ring. <ul style="list-style-type: none"> <li>• Includes all calls to the Interconnect Repair Center during the reporting period, subject to exclusions specified below.</li> <li>• First ring is defined as when the customer's call is first placed in queue by the ACD (Automatic Call Distributor).</li> <li>• Answer is defined as when the call is first picked up by the Qwest agent.</li> <li>• Abandoned calls and busy calls are counted as not answered within 20 seconds.</li> </ul>	
<b>Reporting Period:</b> One month	<b>Unit of Measure:</b> Percent
<b>Reporting Comparisons:</b> CLEC aggregate and Qwest Retail levels.	<b>Disaggregation Reporting:</b> Region-wide level.
<b>Formula:</b> $[(\text{Total Calls Answered by Center within 20 seconds}) \div (\text{Total Calls received by Center})] \times 100$	
<b>Explanation:</b> Percentage is derived from total number of calls answered within 20 seconds divided by total number of calls received.	
<b>Exclusions:</b> Time spent in the VRU (Voice Response Unit) is not counted.	
<b>Product Reporting:</b> None	<b>Standard:</b> Parity
<b>Availability:</b> Available	<b>Notes:</b>

## Exhibit B

### MR-3 – Out of Service Cleared within 24 Hours

<b>Purpose:</b> Evaluates timeliness of repair for specified services, focusing on trouble reports where the out-of-service trouble reports were cleared within the standard estimate for specified services (i.e., 24 hours for out-of-service conditions).	
<b>Description:</b> Measures the percentage of out of service trouble reports, involving specified services, that are cleared within 24 hours of receipt of trouble reports from CLECs or from retail customers. <ul style="list-style-type: none"> <li>• Includes all trouble reports, closed during the reporting period, which involve a specified service that is out-of-service (i.e., unable to place or receive calls), subject to exclusions specified below.</li> <li>• Time measured is from date and time of receipt to date and time trouble is indicated as cleared.</li> </ul>	
<b>Reporting Period:</b> One month	<b>Unit of Measure:</b> Percent
<b>Reporting Comparisons:</b> CLEC aggregate, individual CLEC and Qwest Retail results	<b>Disaggregation Reporting:</b> Statewide level. <ul style="list-style-type: none"> <li>• Results for product/services listed in Product Reporting under "MSA-Type Disaggregation" will be disaggregated and reported according to trouble reports involving:             <ul style="list-style-type: none"> <li>MR-3A Dispatches within MSAs;</li> <li>MR-3B Dispatches outside MSAs; and</li> <li>MR-3C No dispatches.</li> </ul> </li> <li>• Results for products/services listed in Product Reporting under "Zone-type Disaggregation" will be disaggregated according to trouble reports involving:             <ul style="list-style-type: none"> <li>MR-3D In Interval Zone 1 areas; and</li> <li>MR-3E In Interval Zone 2 areas.</li> </ul> </li> </ul>
<b>Formula:</b> $\left[ \frac{\text{Number of Out of Service Trouble Reports closed in the reporting period that are cleared within 24 hours}}{\text{Total Number of Out of Service Trouble Reports closed in the reporting period}} \right] \times 100$	
<b>Explanation:</b> Percentage is obtained by dividing the total number of OOS reports cleared within 24 hours by the total number of OOS reports closed during the measurement period.	
<b>Exclusions:</b> <ul style="list-style-type: none"> <li>• Trouble reports coded as follows:             <ul style="list-style-type: none"> <li>– For products measured from MTAS data (products listed for MSA-type disaggregation), trouble reports coded to disposition codes for: Customer Action (6); Non-Telco Plant (11); Trouble Beyond the Network Interface (12); and Miscellaneous – Non-Dispatch, non-Qwest (includes CPE, Customer Instruction, Carrier, Alternate Provider (13);</li> <li>– For products measured from WFA (Workforce Administration) data (products listed for Zone-type disaggregation) trouble reports coded to trouble codes for Carrier Action (IEC) and Customer Provided Equipment (CPE).</li> </ul> </li> <li>• Subsequent trouble reports of any trouble before the original trouble report is closed.</li> <li>• Information tickets generated for internal Qwest system/network monitoring purposes.</li> <li>• Time delays due to "no access" are excluded from repair time for products/services listed in Product Reporting under "Zone-type Disaggregation".</li> <li>• For products measured from MTAS data (products listed for MSA-type disaggregation), trouble reports involving a "no access" delay.</li> <li>• Trouble reports on the day of installation before the installation work is reported by the technician/installer as complete.</li> <li>• Records involving official company services.</li> <li>• Records with invalid trouble receipt dates.</li> <li>• Records with invalid cleared or closed dates.</li> <li>• Records with invalid product codes.</li> <li>• Records missing data essential to the calculation of the measurement per the PID.</li> </ul>	

**Exhibit B**

**MR-3 – Out of Service Cleared within 24 Hours (Continued)**

<b>Product Reporting:</b>	<b>Standards:</b>
<b><u>MSA-Type Disaggregation -</u></b>	
• Resale	
Residential single line service	Parity with retail service
Business single line service	Parity with retail service
Centrex	Parity with retail service
Centrex 21	Parity with retail service
PBX Trunks	Parity with retail service
Basic ISDN	Parity with retail service
• Unbundled Network Element – Platform (UNE-P) (POTS)	Parity with appropriate retail service
• Unbundled Network Element – Platform (UNE-P) (Centrex 21 )	Parity with retail Centrex 21
• Unbundled Network Element – Platform (UNE-P) (Centrex)	Parity with retail Centrex
• Shared Loop/Line Sharing	<b>ROC States:</b> Parity with RES and BUS POTS <b>CO:</b> Parity with Qwest DSL
• Sub-Loop Unbundling	<b>ROC States:</b> Diagnostic <b>CO:</b> Parity with retail ISDN-BRI
<b><u>Zone-type Disaggregation -</u></b>	
• Resale	
Qwest DSL	Parity with retail service
• Unbundled Loops	
Analog Loop	Parity with retail Res and Bus POTS
Non-loaded Loop (2 wire)	Parity with retail ISDN-BRI
ISDN-capable Loop	Parity with ISDN-BRI
ADSL-qualified Loop	Parity with retail Qwest DSL
<b>Availability:</b> Available (except at noted below)	<b>Notes:</b>
Under Development: • Reporting of UNE-P Centrex 21 – beginning with Dec 01 data on the Jun 02 report.	

## Exhibit B

### MR-4 – All Troubles Cleared within 48 hours

<b>Purpose:</b> Evaluates timeliness of repair for specified services, focusing on trouble reports of all types (both out of service and service affecting) and on the number of such trouble reports cleared within the standard estimate for specified services (i.e., 48 hours for service-affecting conditions).	
<b>Description:</b> Measures the percentage of trouble reports, for specified services, that are cleared within 48 hours of receipt of trouble reports from CLECs or from retail customers. <ul style="list-style-type: none"> <li>• Includes all trouble reports, closed during the reporting period, which involve a specified service, subject to exclusions specified below.</li> <li>• Time measured is from date and time of receipt to date and time trouble is indicated as cleared.</li> </ul>	
<b>Reporting Period:</b> One month	<b>Unit of Measure:</b> Percent
<b>Reporting Comparisons:</b> CLEC aggregate, individual CLEC and Qwest Retail results	<b>Disaggregation Reporting:</b> Statewide level. <ul style="list-style-type: none"> <li>• Results for product/services listed in Product Reporting under "MSA-Type Disaggregation" will be disaggregated and reported according to trouble reports involving:             <ul style="list-style-type: none"> <li>MR-4A Dispatches within MSAs;</li> <li>MR-4B Dispatches outside MSAs; and</li> <li>MR-4C No dispatches.</li> </ul> </li> <li>• Results for products/services listed in Product Reporting under "Zone-type Disaggregation" will be disaggregated according to trouble reports involving:             <ul style="list-style-type: none"> <li>MR-4D In Interval Zone 1 areas; and</li> <li>MR-4E In Interval Zone 2 areas</li> </ul> </li> </ul>
<b>Formula:</b> $\left[ \frac{\text{Total Trouble Reports closed in the reporting period that are cleared within 48 hours}}{\text{Total Trouble Reports closed in the reporting period}} \right] \times 100$	
<b>Exclusions:</b> <ul style="list-style-type: none"> <li>• Trouble reports coded as follows:             <ul style="list-style-type: none"> <li>– For products measured from MTAS data (products listed for MSA-type disaggregation), trouble reports coded to disposition codes for: Customer Action (6); Non-Telco Plant (11); Trouble Beyond the Network Interface (12); and Miscellaneous – Non-Dispatch, non-Qwest (includes CPE, Customer Instruction, Carrier, Alternate Provider (13);</li> <li>– For products measured from WFA (Workforce Administration) data (products listed for Zone-type disaggregation) trouble reports coded to trouble codes for Carrier Action (IEC) and Customer Provided Equipment (CPE).</li> </ul> </li> <li>• Subsequent trouble reports of any trouble before the original trouble report is closed.</li> <li>• Information tickets generated for internal Qwest system/network monitoring purposes.</li> <li>• Time delays due to "no access" are excluded from repair time for products/services listed in Product Reporting under "Zone-type Disaggregation".</li> <li>• For products measured from MTAS data (products listed for MSA-type disaggregation), trouble reports involving a "no access" delay.</li> <li>• Trouble reports on the day of installation before the installation work is reported by the technician/installer as complete.</li> <li>• Records involving official company services.</li> <li>• Records with invalid trouble receipt dates.</li> <li>• Records with invalid cleared or closed dates.</li> <li>• Records with invalid product codes.</li> <li>• Records missing data essential to the calculation of the measurement per the PID.</li> </ul>	



## Exhibit B

### MR-4 – All Troubles Cleared within 48 Hours (Continued)

Product Reporting:	Standards:
<b>MSA-Type Disaggregation -</b>	
• Resale	
Residential single line service	Parity with retail service
Business single line service	Parity with retail service
Centrex	Parity with retail service
Centrex 21	Parity with retail service
PBX Trunks	Parity with retail service
Basic ISDN	Parity with retail service
• Unbundled Network Element – Platform (UNE-P) (POTS)	Parity with appropriate retail service
• Unbundled Network Element – Platform (UNE-P) (Centrex 21 )	Parity with retail Centrex 21
• Unbundled Network Element – Platform (UNE-P) (Centrex)	Parity with retail Centrex
• Shared Loop/Line Sharing	Parity with RES and BUS POTS
• Sub-Loop Unbundling	Diagnostic
<b>Zone-Type Disaggregation -</b>	
• Resale	
Qwest DSL	Parity with retail service
• Unbundled Loops:	
Analog Loop	Parity with retail Res and Bus POTS
Non-loaded Loop (2 wire)	Parity with retail ISDN-BRI
ISDN-capable Loop	Parity with retail ISDN-BRI
ADSL-qualified Loop	Parity with retail Qwest DSL
<b>Availability:</b> Available (except at noted below)	<b>Notes:</b>
Under Development: • Reporting of UNE-P Centrex 21 – beginning with Dec 01 data on the Jun 02 report.	

## Exhibit B

### MR-5 – All Troubles Cleared within 4 hours

<b>Purpose:</b> Evaluates timeliness of repair for specified services, focusing on all trouble reports of all types (including out of service and service affecting troubles) and on the number of such trouble reports cleared within the standard estimate for specified services (i.e., 4 hours).	
<b>Description:</b> Measures the percentage of trouble reports for specified services that are cleared within 4 hours of receipt of trouble reports from CLECs or from retail customers. <ul style="list-style-type: none"> <li>• Includes all trouble reports, closed during the reporting period, which involve a specified service, subject to exclusions specified below.</li> <li>• Time measured is from date and time of receipt to date and time trouble is cleared.</li> </ul>	
<b>Reporting Period:</b> One month	<b>Unit of Measure:</b> Percent
<b>Reporting Comparisons:</b> CLEC aggregate, individual CLEC and Qwest Retail results	<b>Disaggregation Reporting:</b> Statewide level. Results for listed products will be disaggregated according to trouble reports: MR-5A      In Interval Zone 1 areas; and MR-5B      In Interval Zone 2 areas.
<b>Formula:</b> $\left[ \frac{\text{Number of Trouble Reports closed in the reporting period that are cleared within 4 hours}}{\text{Total Trouble Reports closed in the reporting period}} \right] \times 100$	
<b>Exclusions:</b> <ul style="list-style-type: none"> <li>• Trouble reports coded as follows:               <ul style="list-style-type: none"> <li>– For products measured using WFA (Workforce Administration) data (products listed for Zone-type disaggregation) trouble reports coded to trouble codes for Carrier Action (IEC) and Customer Provided Equipment (CPE).</li> </ul> </li> <li>• Subsequent trouble reports of any trouble before the original trouble report is closed.</li> <li>• Information tickets generated for internal Qwest system/network monitoring purposes.</li> <li>• Time delays due to "no access" are excluded from repair time.</li> <li>• Trouble reports on the day of installation before the installation work is reported by the technician/installer as complete.</li> <li>• Records involving official company services.</li> <li>• Records with invalid trouble receipt dates.</li> <li>• Records with invalid cleared or closed dates.</li> <li>• Records with invalid product codes.</li> <li>• Records missing data essential to the calculation of the measurement per the PID.</li> </ul>	

## Exhibit B

### MR-5 – All Troubles Cleared within 4 hours (continued)

<b>Product Reporting:</b>	<b>Standards:</b>
<b>Zone-Type Disaggregation -</b>	
• Resale	
Primary ISDN	Parity with retail service
DS0	Parity with retail service
DS1	Parity with retail service
DS3 and higher bit-rate services (aggregate)	Parity with retail service
Frame Relay	Parity with retail service
• LIS Trunks	Parity with Feature Group D (aggregate)
• Unbundled Dedicated Interoffice Transport (UDIT)	
UDIT – DS1 level	Parity with DS1 Private Line Service
UDIT – Above DS1 level	Parity with Private Line Services above DS1 level
• Unbundled Loops:	
Non-loaded Loop (4-wire)	Parity with retail DS1
DS1-capable Loop	Parity with retail DS1
Loop types of DS3 and higher bit-rates (aggregate)	Parity with retail DS3 and higher bit-rate services (aggregate)
• E911/911 Trunks	Parity with retail E911/911 Trunks
• Enhanced Extended Links (EELs)	Diagnostic
<b>Availability:</b> Available	<b>Notes:</b>

## Exhibit B

### MR-6 – Mean Time to Restore

<b>Purpose:</b> Evaluates timeliness of repair, focusing how long it takes to restore services to proper operation.	
<b>Description:</b> Measures the time actually taken to clear trouble reports. <ul style="list-style-type: none"> <li>• Includes all trouble reports closed during the reporting period, subject to exclusions specified below.</li> <li>• Includes customer direct reports, customer-relayed reports, and test assist reports that result in a trouble report.</li> <li>• Time measured is from date and time of receipt to date and time trouble is cleared.</li> </ul>	
<b>Reporting Period:</b> One month	<b>Unit of Measure:</b> Hours and Minutes
<b>Reporting Comparisons:</b> CLEC aggregate, individual CLEC and Qwest Retail results	<b>Disaggregation Reporting:</b> Statewide level. <ul style="list-style-type: none"> <li>• Results for product/services listed in Product Reporting under “MSA-Type Disaggregation” will be reported according to trouble reports involving::             <ul style="list-style-type: none"> <li>MR-6A Dispatches within MSAs;</li> <li>MR-6B Dispatches outside MSAs; and</li> <li>MR-6C No dispatches.</li> </ul> </li> <li>• Results for products/services listed in Product Reporting under “Zone-type Disaggregation” will be disaggregated according to trouble reports involving:             <ul style="list-style-type: none"> <li>MR-6D In Interval Zone 1 areas; and</li> <li>MR-6E In Interval Zone 2 areas.</li> </ul> </li> </ul>
<b>Formula:</b> $\frac{\sum[(\text{Date \& Time Trouble Report Cleared}) - (\text{Date \& Time Trouble Report Opened})]}{(\text{Total number of Trouble Reports closed in the reporting period})}$	
<b>Exclusions:</b> <ul style="list-style-type: none"> <li>• Trouble reports coded as follows:             <ul style="list-style-type: none"> <li>– For products measured from MTAS data (products listed for MSA-type disaggregation), trouble reports coded to disposition codes for: Customer Action (6); Non-Telco Plant (11); Trouble Beyond the Network Interface (12); and Miscellaneous – Non-Dispatch, non-Qwest (includes CPE, Customer Instruction, Carrier, Alternate Provider (13);</li> <li>– For products measured from WFA (Workforce Administration) data (products listed for Zone-type disaggregation) trouble reports coded to trouble codes for Carrier Action (IEC) and Customer Provided Equipment (CPE).</li> </ul> </li> <li>• Subsequent trouble reports of any trouble before the original trouble report is closed.</li> <li>• Information tickets generated for internal Qwest system/network monitoring purposes.</li> <li>• Time delays due to “no access” are excluded from repair time for products/services listed in Product Reporting under “Zone-type Disaggregation”.</li> <li>• For products measured from MTAS data (products listed for MSA-type disaggregation), trouble reports involving a "no access" delay.</li> <li>• Trouble reports on the day of installation before the installation work is reported by the technician/installer as complete.</li> <li>• Records involving official company services.</li> <li>• Records with invalid trouble receipt dates.</li> <li>• Records with invalid cleared or closed dates.</li> <li>• Records with invalid product codes.</li> <li>• Records missing data essential to the calculation of the measurement per the PID.</li> </ul>	

## Exhibit B

### MR-6 – Mean Time to Restore (Continued)

Product Reporting:	Standards:
<b><u>MSA-Type Disaggregation -</u></b>	
• Resale	
Residential single line service	Parity with retail service
Business single line service	Parity with retail service
Centrex	Parity with retail service
Centrex 21	Parity with retail service
PBX Trunks	Parity with retail service
Basic ISDN	Parity with retail service
• Unbundled Network Element – Platform (UNE-P) (POTS)	Parity with like retail service
• Unbundled Network Element – Platform (UNE-P) (Centrex 21 )	Parity with retail Centrex 21
• Unbundled Network Element – Platform (UNE-P) (Centrex)	Parity with retail Centrex
• Shared Loop/Line Sharing	<b>ROC States:</b> Parity with RES and BUS POTS <b>CO:</b> Parity with Qwest DSL
• Sub-Loop Unbundling	<b>ROC States:</b> Diagnostic <b>CO:</b> Parity with retail ISDN-BRI
<b><u>Zone-Type Disaggregation -</u></b>	
• Resale	
Qwest DSL	Parity with retail service
Primary ISDN	Parity with retail service
DS0	Parity with retail service
DS1	Parity with retail service
DS3 and higher bit-rate services (aggregate)	Parity with retail service
Frame Relay	Parity with retail service
• LIS Trunks	Parity with Feature Group D (aggregate)
• Unbundled Dedicated Interoffice Transport (UDIT)	
UDIT – DS1 level	Parity with retail DS1 Private Line
UDIT – Above DS1 level	Parity with retail Private Lines above DS1 level
Dark Fiber – IOF	Diagnostic
• Unbundled Loops:	
Analog Loop	Parity with retail Res and Bus POTS
Non-loaded Loop (2-wire)	Parity with retail ISDN BRI
Non-loaded Loop (4-wire)	Parity with retail DS1 Private Line
DS1-capable Loop	Parity with retail DS1 Private Line
ISDN-capable Loop	Parity with retail ISDN BRI
ADSL-qualified Loop	Parity with retail Qwest DSL
Loop types of DS3 and higher bit-rates (aggregate)	Parity with retail DS3 and higher bit-rate Private Line services (aggregate)
Dark Fiber – Loop	Diagnostic
• E911/911 Trunks	Parity with retail E911/911 Trunks
• Enhanced Extended Links (EELs)	Diagnostic

## Exhibit B

### MR-6 – Mean Time to Restore (Continued)

<p><b>Availability:</b> Available (except at noted below)</p> <p>Under Development:</p> <ul style="list-style-type: none"><li>• Reporting of UNE-P Centrex 21 – beginning with Dec 01 data on the Jun 02 report.</li></ul>	<p><b>Notes:</b></p> <ol style="list-style-type: none"><li>1. Saturday is counted as a business day when the repair is completed on Saturday.</li></ol>
--	---

## Exhibit B

### MR-7 – Repair Repeat Report Rate

<b>Purpose:</b> Evaluates the accuracy of repair actions, focusing on the number of repeated trouble reports received for the same trouble within a specified period (30 calendar days).			
<b>Description:</b> Measures the percentage of trouble reports that are repeated within 30 days on end user lines and circuits. <ul style="list-style-type: none"> <li>• Includes all trouble reports closed during the reporting period that are received within thirty (30) days of the previous trouble report for the same service (regardless of whether the report is about the same type of trouble for that service), subject to exclusions specified below.</li> <li>• In determining same service Qwest will compare the end user telephone number or circuit number of the trouble reports with reports received in the prior 30 days.</li> <li>• Includes reports due to Qwest network or system causes, customer-direct and customer-relayed reports.</li> <li>• The 30-day period applied in the numerator of the formula below is from the date and time that the immediately-preceding trouble report is closed to the date and time that the next, or “repeat” trouble report is received (i.e., opened).</li> </ul>			
<table style="width: 100%; border: none;"> <tr> <td style="width: 50%; border: none;"><b>Reporting Period:</b> One month</td> <td style="width: 50%; border: none;"><b>Unit of Measure:</b> Percent</td> </tr> </table>		<b>Reporting Period:</b> One month	<b>Unit of Measure:</b> Percent
<b>Reporting Period:</b> One month	<b>Unit of Measure:</b> Percent		
<b>Reporting Comparisons:</b> aggregate, individual CLEC and Qwest Retail results	<b>Disaggregation Reporting:</b> Statewide level. <ul style="list-style-type: none"> <li>• Results for product/services listed in Product Reporting under “MSA-Type Disaggregation” will be reported according to trouble reports involving:              MR-7A Dispatches within MSAs;              MR-7B Dispatches outside MSAs; and              MR-7C No dispatches.</li> <li>• Results for products/services listed in Product Reporting under “Zone-type Disaggregation” will be disaggregated according to trouble reports involving:              MR-7D In Interval Zone 1 areas; and              MR-7E In Interval Zone 2 areas.</li> </ul>		
<b>Formula:</b> $\left[ \frac{\text{Total repeated trouble reports closed within the reporting period that were received within 30 calendar days of when the preceding initial trouble report closed}}{\text{Total number of Trouble Reports Closed in the reporting period}} \right] \times 100$			
<b>Exclusions:</b> <ul style="list-style-type: none"> <li>• Trouble reports coded as follows:             <ul style="list-style-type: none"> <li>– For products measured from MTAS data (products listed for MSA-type disaggregation), trouble reports coded to disposition codes for: Customer Action (6); Non-Telco Plant (11); Trouble Beyond the Network Interface (12); and Miscellaneous – Non-Dispatch, non-Qwest (includes CPE, Customer Instruction, Carrier, Alternate Provider (13);</li> <li>– For products measured from WFA (Workforce Administration) data (products listed for Zone-type disaggregation) trouble reports coded to trouble codes for Carrier Action (IEC) and Customer Provided Equipment (CPE).</li> </ul> </li> <li>• Subsequent trouble reports of any trouble before the original trouble report is closed</li> <li>• Information tickets generated for internal Qwest system/network monitoring purposes.</li> <li>• Trouble reports on the day of installation before the installation work is reported by the technician/installer as complete.</li> <li>• Records involving official company services.</li> <li>• Records with invalid trouble receipt dates.</li> <li>• Records with invalid cleared or closed dates.</li> <li>• Records with invalid product codes.</li> <li>• Records missing data essential to the calculation of the measurement per the PID.</li> </ul>			

## Exhibit B

### MR-7 – Repair Repeat Report Rate (Continued)

Product Reporting:	Standards:
<b>MSA-Type Disaggregation -</b>	
• Resale	
Residential single line service	Parity with retail service
Business single line service	Parity with retail service
Centrex	Parity with retail service
Centrex 21	Parity with retail service
PBX Trunks	Parity with retail service
Basic ISDN	Parity with retail service
• Unbundled Network Element – Platform (UNE-P) (POTS)	Parity with like retail service
• Unbundled Network Element – Platform (UNE-P) (Centrex 21 )	Parity with retail Centrex 21
• Unbundled Network Element – Platform (UNE-P) (Centrex)	Parity with retail Centrex
• Shared Loop/Line Sharing	<b>ROC States:</b> Diagnostic Comparison with Qwest Retail DSL <b>AZ &amp; CO:</b> Parity with Qwest Retail DSL
• Sub-Loop Unbundling	<b>ROC States:</b> Diagnostic <b>CO:</b> Parity with retail ISDN-BRI
<b>Zone-Type Disaggregation -</b>	
• Resale	
Qwest DSL	Parity with retail service
Primary ISDN	Parity with retail service
DS0	Parity with retail service
DS1	Parity with retail service
DS3 and higher bit-rate services (aggregate)	Parity with retail service
Frame Relay	Parity with retail service
• LIS Trunks	Parity with Feature Group D (aggregate)
• Unbundled Dedicated Interoffice Transport (UDIT)	
UDIT – DS1 level	Parity with retail DS1 Private Line
UDIT – Above DS1 level	Parity with retail Private Lines above DS1 level
Dark Fiber – IOF	Diagnostic
• Unbundled Loops:	
Analog Loop	Parity with retail Res and Bus POTS
Non-loaded Loop (2-wire)	Parity with retail ISDN BRI
Non-loaded Loop (4-wire)	Parity with retail DS1 Private Line
DS1-capable Loop	Parity with retail DS1 Private Line
ISDN-capable Loop	Parity with retail ISDN BRI
ADSL-qualified Loop	Parity with retail Qwest DSL
Loop types of DS3 and higher bit-rates (aggregate)	Parity with retail DS3 and higher bit-rate Private Line services (aggregate)
Dark Fiber – Loop	Diagnostic
• E911/911 Trunks	Parity with retail E911/911 Trunks
• Enhanced Extended Links (EELs)	Diagnostic



Exhibit B

**MR-7 – Repair Repeat Report Rate (Continued)**

<p><b>Availability:</b> Available (except at noted below)</p> <p><b>Under Development:</b></p> <ul style="list-style-type: none"><li>• Reporting of UNE-P Centrex 21 – beginning with Dec 01 data on the Jun 02 report.</li></ul>	<p><b>Notes:</b></p>
---	----------------------

## Exhibit B

### MR-8 – Trouble Rate

<b>Purpose:</b> Evaluates the overall rate of trouble reports as a percentage of the total installed base of the service or element.	
<b>Description:</b> Measures trouble reports by product and compares them to the number of lines in service. <ul style="list-style-type: none"> <li>• Includes all trouble reports closed during the reporting period, subject to exclusions specified below.</li> <li>• Includes all applicable trouble reports, including those that are out of service and those that are only service-affecting.</li> </ul>	
<b>Reporting Period:</b> One month	<b>Unit of Measure:</b> Percent
<b>Reporting Comparisons:</b> CLEC aggregate, individual CLEC and Qwest Retail results	<b>Disaggregation Reporting:</b> Statewide level.
<b>Formula:</b> $\left[ \frac{\text{Total number of trouble reports closed in the reporting period involving the specified service grouping}}{\text{Total number of the specified services that are in service in the reporting period}} \right] \times 100$	
<b>Exclusions:</b> <ul style="list-style-type: none"> <li>• Trouble reports coded as follows: <ul style="list-style-type: none"> <li>– For products measured from MTAS data, trouble reports coded to disposition codes for: Customer Action (6); Non-Telco Plant (11); Trouble Beyond the Network Interface (12); and Miscellaneous – Non-Dispatch, non-Qwest (includes CPE, Customer Instruction, Carrier, Alternate Provider (13));</li> <li>– For products measured from WFA data trouble reports coded to trouble codes for Carrier Action (IEC) and Customer Provided Equipment (CPE).</li> </ul> </li> <li>• Subsequent trouble reports of any trouble before the original trouble report is closed.</li> <li>• Information tickets generated for internal Qwest system/network monitoring purposes.</li> <li>• Trouble reports on the day of installation before the installation work is reported by the technician/installer as complete.</li> <li>• Records involving official company services.</li> <li>• Records with invalid trouble receipt dates.</li> <li>• Records with invalid cleared or closed dates.</li> <li>• Records with invalid product codes.</li> <li>• Records missing data essential to the calculation of the measurement per the PID.</li> </ul>	

## Exhibit B

### MR-8 – Trouble Rate (continued)

Product Reporting:	Standards:
<ul style="list-style-type: none"> <li>• Resale</li> </ul>	
Residential single line service	Parity with retail service
Business single line service	Parity with retail service
Centrex	Parity with retail service
Centrex 21	Parity with retail service
PBX Trunks	Parity with retail service
Basic ISDN	Parity with retail service
Qwest DSL	Parity with Qwest DSL service
Primary ISDN	Parity with retail service
DS0	Parity with retail service
DS1	Parity with retail service
DS3 and higher bit-rate services (aggregate)	Parity with retail service
Frame Relay	Parity with retail service
• Unbundled Network Element – Platform (UNE-P) (POTS)	Parity with like retail service
• Unbundled Network Element – Platform (UNE-P) (Centrex 21 )	Parity with retail Centrex 21
• Unbundled Network Element – Platform(UNE-P) (Centrex)	Parity with retail Centrex
• Shared Loop/Line Sharing	<b>ROC States:</b> Parity with RES and BUS POTS <b>CO:</b> Parity with Qwest DSL
• Sub-Loop Unbundling	<b>ROC States:</b> Diagnostic <b>CO:</b> Parity with retail ISDN-BRI
• LIS Trunks	Parity with Feature Group D (aggregate)
• Unbundled Dedicated Interoffice Transport (UDIT)	
UDIT – DS1 level	Parity with retail DS1 Private Line Service
UDIT – Above DS1 level	Parity with retail Private Lines above DS1 level
Dark Fiber – IOF	Diagnostic
• Unbundled Loops:	
Analog Loop	Parity with retail Res and Bus POTS
Non-loaded Loop (2-wire)	Parity with retail ISDN BRI
Non-loaded Loop (4-wire)	Parity with retail DS1 Private Line
DS1-capable Loop	Parity with retail DS1 Private Line
ISDN-capable Loop	Parity with retail ISDN BRI
ADSL-qualified Loop	Parity with retail Qwest DSL
Loop types of DS3 and higher bit-rates (aggregate)	Parity with retail DS3 and higher bit-rate services (aggregate)
Dark Fiber – Loop	Diagnostic
• E911/911 Trunks	Parity with retail E911/911 Trunks
• Enhanced Extended Links (EELs)	Diagnostic
<b>Availability:</b> Available (except at noted below)	<b>Notes:</b>
Under Development: • Reporting of UNE-P Centrex 21 – beginning with Dec 01 data on the Jun 02 report.	

## Exhibit B

### MR-9 – Repair Appointments Met

<b>Purpose:</b> Evaluates the extent to which Qwest repairs services for Customers by the appointment date and time.	
<b>Description:</b> Measures the percentage of trouble reports for which the appointment date and time is met. <ul style="list-style-type: none"> <li>• Includes all trouble reports closed during the reporting period, subject to exclusions specified below.</li> <li>• Time measured is from date and time of receipt to date and time trouble is indicated as cleared.</li> </ul>	
<b>Reporting Period:</b> One month	<b>Unit of Measure:</b> Percent
<b>Reporting Comparisons:</b> CLEC aggregate, individual CLEC and Qwest Retail results	<b>Disaggregation Reporting:</b> Statewide level. Results for listed services will be disaggregated and reported according to trouble reports involving: MR-9A Dispatches within MSAs; MR-9B Dispatches outside MSAs; and MR-9C No dispatches.
<b>Formula:</b> $\left[ \frac{\text{Total Trouble Reports Cleared by appointment date and time}}{\text{Total Trouble Reports Closed in the Reporting Period}} \right] \times 100$	
<b>Exclusions:</b> <ul style="list-style-type: none"> <li>• Trouble reports coded as follows: <ul style="list-style-type: none"> <li>– For products measured from MTAS data, trouble reports coded to disposition codes for: Customer Action (6); Non-Telco Plant (11); Trouble Beyond the Network Interface (12); and Miscellaneous – Non-Dispatch, non-Qwest (includes CPE, Customer Instruction, Carrier, Alternate Provider (13);</li> </ul> </li> <li>• Subsequent trouble reports of any trouble before the original trouble report is closed.</li> <li>• Information tickets generated for internal Qwest system/network monitoring purposes.</li> <li>• Time delays due to "no access" are excluded from repair time by using the rescheduled appointment time to determine if the repair appointment is met.</li> <li>• Trouble reports on the day of installation before the installation work is reported by the technician/installer as complete.</li> <li>• Records involving official company services.</li> <li>• Records with invalid trouble receipt dates.</li> <li>• Records with invalid cleared or closed dates.</li> <li>• Records with invalid product codes.</li> <li>• Records missing data essential to the calculation of the measurement per the PID.</li> </ul>	
<b>Product Reporting:</b> Resale: Residential single line service Business single line service Centrex PBX Trunks Basic ISDN Unbundled Elements – Platform (UNE-P) (POTS)	<b>Standard:</b> Parity
<b>Availability:</b>  Available	<b>Notes:</b>

## Exhibit B

### MR-10 – Customer and Non-Qwest Related Trouble Reports

<p><b>Purpose:</b> Evaluates the extent that trouble reports were customer related, and provides diagnostic information to help address potential issues that might be raised by the core maintenance and repair performance indicators.</p>	
<p><b>Description:</b> Measures the percentage of all trouble reports that are attributed to the customer as a percentage of all trouble reports resolved during the reporting period, subject to exclusions specified below. Includes trouble reports closed during the reporting period coded as follows:</p> <ul style="list-style-type: none"> <li>• For products measured from MTAS data, trouble reports coded to disposition codes for: Customer Action (6); Non-Telco Plant (11), Trouble Beyond the Network Interface (12); and Miscellaneous – Non-Dispatch, non-Qwest (includes CPE, Customer Instruction, Carrier, Alternate Provider (13); and trouble reports involving a "no access" delay for MSA type disaggregated products.</li> <li>• For products measured from WFA (Workforce Administration) data trouble reports coded to trouble codes for Carrier Action (IEC) and Customer Provided Equipment (CPE).</li> </ul>	
<p><b>Reporting Period:</b> One month</p>	<p><b>Unit of Measure:</b> Percent</p>
<p><b>Reporting Comparisons:</b> CLEC aggregate, individual CLEC and Qwest Retail results</p>	<p><b>Disaggregation Reporting:</b> Statewide level.</p>
<p><b>Formula:</b>  <math display="block">\left[ \frac{\text{(Number of Trouble Reports coded to disposition codes specified above)}}{\text{(Total Number of Trouble Reports Closed in the Reporting Period)}} \right] \times 100</math> </p>	
<p><b>Exclusions:</b></p> <ul style="list-style-type: none"> <li>• Subsequent trouble reports of any trouble before the original trouble report is closed</li> <li>• Information tickets generated for internal Qwest system/network monitoring purposes.</li> <li>• Records involving official company services.</li> <li>• Records with invalid trouble receipt dates.</li> <li>• Records with invalid cleared or closed dates.</li> <li>• Records with invalid product codes.</li> <li>• Records missing data essential to the calculation of the measurement per the PID.</li> <li>• Trouble reports on the day of installation before the installation work is reported by the technician/installer as complete.</li> </ul>	

**Exhibit B**

**MR-10 Customer and Non-Qwest Related Trouble Reports (continued)**

<b>Product Reporting:</b>	<b>Standards:</b>
<ul style="list-style-type: none"> <li>• Resale</li> </ul>	
Residential single line service	Diagnostic
Business single line service	Diagnostic
Centrex	Diagnostic
Centrex 21	Diagnostic
PBX Trunks	Diagnostic
Basic ISDN	Diagnostic
Qwest DSL	Diagnostic
<ul style="list-style-type: none"> <li>• Unbundled Network Element – Platform (UNE-P) (POTS)</li> </ul>	Diagnostic
<ul style="list-style-type: none"> <li>• Unbundled Network Element – Platform (UNE-P) (Centrex 21 )</li> </ul>	Parity with retail Centrex 21
<ul style="list-style-type: none"> <li>• Unbundled Network Element – Platform (UNE-P) (Centrex)</li> </ul>	Diagnostic
<ul style="list-style-type: none"> <li>• Resale</li> </ul>	
Primary ISDN	Diagnostic
DS0	Diagnostic
DS1	Diagnostic
DS3 and higher bit-rate services (aggregate)	Diagnostic
Frame Relay	Diagnostic
<ul style="list-style-type: none"> <li>• LIS Trunks</li> </ul>	Diagnostic
<ul style="list-style-type: none"> <li>• Unbundled Dedicated Interoffice Transport (UDIT)</li> </ul>	
UDIT – DS1 level	Diagnostic
UDIT – Above DS1 level	Diagnostic
<ul style="list-style-type: none"> <li>• Unbundled Loops:</li> </ul>	
Analog Loop	Diagnostic
Non-loaded Loop (2-wire)	Diagnostic
Non-loaded Loop (4-wire)	Diagnostic
DS1-capable Loop	Diagnostic
ISDN-capable Loop	Diagnostic
ADSL-qualified Loop	Diagnostic
Loop types of DS3 and higher bit-rates (aggregate)	Diagnostic
<ul style="list-style-type: none"> <li>• E911/911 Trunks</li> </ul>	Diagnostic
<b>Availability:</b> Available (except at noted below)  Under Development: <ul style="list-style-type: none"> <li>• Reporting of UNE-P Centrex 21 – beginning with Dec 01 data on the Jun 02 report.</li> </ul>	<b>Notes:</b>

## Exhibit B

### MR-11 – LNP Trouble Reports Cleared within 24 Hours

<b>Purpose:</b> Evaluates timeliness of clearing LNP trouble reports, focusing on the degree to which residence and business, disconnect-related, out-of-service trouble reports are cleared within four business hours and all LNP-related trouble reports are cleared within 48 hours.	
<b>Description:</b> MR-11A: Measures the percentage of specified LNP-only (i.e., not unbundled-loop), residence and business, out-of-service trouble reports that are cleared within four business hours of Qwest receiving these trouble reports from CLECs. <ul style="list-style-type: none"> <li>• Includes only trouble reports that are received on or before the currently-scheduled due date of the actual LNP-related disconnect time/date, or the next business day, that are confirmed to be caused by disconnects being made before the scheduled time, and that are closed during the reporting period, subject to exclusions specified below.</li> </ul> MR-11B: Measures the percentage of specified LNP-only trouble reports that are cleared within 48 hours of Qwest receiving these trouble reports from CLECs. <ul style="list-style-type: none"> <li>• Includes all LNP-only trouble reports, received within four calendar days of the actual LNP-related disconnect date and closed during the reporting period.</li> </ul> <ul style="list-style-type: none"> <li>• The “currently-scheduled due date/time” is the original due date/time established by Qwest in response to CLEC/customer request for disconnection of service ported via LNP or, if CLEC submits to Qwest a timely or untimely request for delay of disconnection, it is the CLEC/customer-requested later date/time.</li> <li>• A request for delay of disconnection is considered timely if received by Qwest before 8:00 p.m. MT on the due date that Qwest has on record at the time of the request.</li> <li>• A request for delay of disconnection is considered untimely if received by Qwest after 8:00 p.m. MT on the due date and before 12:00 p.m. MT (noon) on the day after the due date</li> <li>• Time measured is from the date and time Qwest receives the trouble report to the date and time trouble is cleared.</li> </ul>	
<b>Reporting Period:</b> One month	<b>Unit of Measure:</b> Percent
<b>Reporting Comparisons:</b> CLEC Aggregate and Individual CLEC	<b>Disaggregation Reporting:</b> Statewide level (all are “non-dispatched”).
<b>Formula:</b> MR-11A = $[(\text{Number of specified out-of-service LNP-only Trouble Reports, for LNP-related troubles confirmed to be caused by disconnects, that Qwest executed before the currently-scheduled due date/time, that were closed in the reporting period and cleared within four business hours}) \div (\text{Total Number of specified out of service LNP-only Trouble Reports for LNP-related troubles confirmed to be caused by disconnects that Qwest executed before the currently-scheduled due date/time, that were closed in the reporting period})] \times 100$  MR-11B = $[(\text{Number of specified LNP-only Trouble Reports closed in the reporting period that were cleared within 48 hours}) \div (\text{Total Number of specified LNP-only Trouble Reports closed in the reporting period})] \times 100$	
<b>Exclusions:</b> <ul style="list-style-type: none"> <li>• Trouble reports attributed to customer or non-Qwest reasons</li> <li>• Trouble reports not related to valid requests (LSRs) for LNP and associated disconnects.</li> <li>• Subsequent trouble reports of LNP trouble before the original trouble report is closed.</li> <li>• For MR-11B only: Trouble reports involving a “no access” delay.</li> <li>• Information tickets generated for internal Qwest system/network monitoring purposes.</li> <li>• Records involving official company services.</li> <li>• Records with invalid trouble receipt dates.</li> <li>• Records with invalid cleared or closed dates.</li> </ul>	

**Exhibit B**

**MR-11 – LNP Trouble Reports Cleared within 24 Hours (Continued)**

<ul style="list-style-type: none"> <li>• Records with invalid product codes.</li> <li>• Records missing data essential to the calculation of the measurement per the PID.</li> </ul>	
<p><b>Product Reporting:</b> LNP</p>	<p><b>Standards:</b></p> <p><u>MR-11A:</u></p> <ul style="list-style-type: none"> <li>• If OP-17 result meets its standard, the MR-11A standard is Diagnostic.</li> <li>• If OP-17 result does not meet its standard, the MR-11A standard is as follows:             <ul style="list-style-type: none"> <li>– For 0-20 trouble reports*: No more than 1 ticket cleared in &gt; four business hours</li> <li>– For &gt; 20 trouble reports*: The lesser of 95% or Parity with MR-3C results for Retail Residence and Business</li> </ul> </li> </ul> <p><u>MR-11B:</u></p> <ul style="list-style-type: none"> <li>• For 0-20 trouble reports**: No more than 1 ticket cleared &gt; 48 hours</li> <li>• For &gt; 20 trouble reports**: The lesser of 95% or Parity with MR-4C results for Retail Residence and</li> </ul> <p>* Based on MR-11A denominator.</p> <p>** Based on MR-11B denominator.</p>
<p><b>Availability:</b> Available</p>	<p><b>Notes:</b></p>



Exhibit B

**MR-12 – LNP Trouble Reports – Mean Time to Restore Measurement dropped from PID**

## Exhibit B

### Billing

#### BI-1 – Time to Provide Recorded Usage Records

<b>Purpose:</b> Evaluates the timeliness with which Qwest provides recorded daily usage records to CLECs.	
<b>Description:</b> Measures the average time interval from date of recorded daily usage to date usage records are transmitted or made available to CLECs as applicable. BI-1A – Measures recorded daily usage for UNEs and Resale and includes industry standard electronically transmitted usage records for feature group switched access, <sup>NOTE 1</sup> local measured usage, local message usage, toll usage, and local exchange service components priced on a per-use basis, subject to exclusions specified below. BI-1B – Measures the percent of recorded daily usage for Jointly provided switched access provided within four days. This includes usage created by the CLEC and Qwest or IXC providing access, usually via 2-way Feature Group X trunk groups for Feature Group A, Feature Group B, Feature Group D, Phone to Phone IP Telephony, 8XX access, and 900 access and their successors or similar Switched Access services. BI-1C – Provides separate reporting for two elements captured in BI-1A above, as follows: <ul style="list-style-type: none"> <li>• BI-1C-1 – Measures recorded daily usage for UNEs and Resale and includes industry standard electronically transmitted usage records for feature group switched access, <sup>NOTE 1</sup> subject to exclusions specified below.</li> <li>• BI-1C-2 – Measures recorded daily usage for UNEs and Resale and includes industry standard electronically transmitted usage records for local measured usage, local message usage, toll usage, and local exchange service components priced on a per-use basis, subject to exclusions specified below.</li> </ul>	
<b>Reporting Period:</b> One month	<b>Unit of Measure:</b> BI-1A, BI-1C-1, BI-1C-2: Average Business Days BI-1B: Percent
<b>Reporting Comparisons:</b> CLEC aggregate, individual CLECs, and Qwest Retail results	<b>Disaggregation Reporting:</b> State level.
<b>Formula:</b> BI-1A, BI-1C-1, BI-1C-2 (for specified products & records) = $\sum(\text{Date Record Transmitted or made available} - \text{Date Usage Recorded}) \div (\text{Total number of records})$  BI-1B = $[(\# \text{ of daily usage records for Jointly provided switched access sent within four days}) \div (\text{Total daily usage records for Jointly provided switched access in the report period})] \times 100$	
<b>Exclusions:</b> Instances where the CLEC requests other than daily usage transmission or availability.	
<b>Product Reporting:</b> <ul style="list-style-type: none"> <li>• UNEs and Resale</li> <li>• Jointly-provided Switched Access</li> </ul>	<b>Standard:</b> BI-1A: Parity with Qwest retail. BI-1B: 95% within 4 business days BI-1C-1, BI-1C-2: Diagnostic Comparison with the Qwest Retail results used in standard for BI-1A
<b>Availability:</b> Available (except as noted below)  Under Development: <ul style="list-style-type: none"> <li>• Disaggregation of 110XXX records in BI-1C-1 and CAT 10 records in BI-1C-2 beginning with Jun 02 data on the July 02 report</li> </ul>	<b>Notes:</b> 1. "Feature group switched access" includes all type 110XXX detail records for Feature Groups A, B, C, and D

## Exhibit B

### BI-2 – Invoices Delivered within 10 Days

<b>Purpose:</b> Evaluates the timeliness with which Qwest delivers industry standard electronically transmitted bills to CLECs, focusing on the percent delivered within ten calendar days.	
<b>Description:</b> Measures the percentage of invoices that are delivered within ten days, based on the number of days between the bill date and bill delivery. <ul style="list-style-type: none"> <li>• Includes all industry standard electronically transmitted invoices for local exchange services and toll, subject to exclusions specified below.</li> </ul>	
<b>Reporting Period:</b> One month	<b>Unit of Measure:</b> Percent
<b>Reporting Comparisons:</b> Combined Qwest Retail/CLEC results (Parity by design)	<b>Disaggregation Reporting:</b> State level
<b>Formula:</b> $\left[ \frac{\text{Count of Invoices for which Bill Transmission Date to Bill Date is ten calendar days or less}}{\text{Total Number of Invoices}} \right] \times 100$	
<b>Exclusions:</b> <ul style="list-style-type: none"> <li>• Bills transmitted via paper, magnetic tape, CD-ROM, diskette.</li> <li>• Records with missing data essential to the calculation of the measurement per the PID.</li> </ul>	
<b>Product Reporting:</b> <ul style="list-style-type: none"> <li>• UNEs and Resale</li> </ul>	<b>Standard:</b> Parity by design.
<b>Availability:</b> Available	<b>Notes:</b>

## Exhibit B

### BI-3 – Billing Accuracy – Adjustments for Errors

<b>Purpose:</b> Evaluates the accuracy with which Qwest bills CLECs, focusing on the percentage of billed revenue adjusted due to errors.	
<b>Description:</b> Measures the billed revenue minus amounts adjusted off bills due to errors, as a percentage of total billed revenue. <ul style="list-style-type: none"> <li>• Both the billed revenue and amounts adjusted off bills due to error are calculated from bills rendered in the reporting period.</li> <li>• “Amounts adjusted off bills due to errors” is the sum of all bill adjustments made in the reporting period that involve, either in part or in total, adjustment codes related to billing errors. (Each adjustment thus qualifying is added to the sum in its entirety.)</li> </ul>	
<b>Reporting Period:</b> One month	<b>Unit of Measure:</b> Percent
<b>Reporting Comparisons:</b> CLEC aggregate, individual CLECs, and Qwest Retail results	<b>Disaggregation Reporting:</b> State level.
<b>Formula:</b> $[\sum(\text{Revenue Billed without Error}) \div (\text{Total Billed Revenue billed in Reporting Period})] \times 100$	
<b>Exclusions:</b> <ul style="list-style-type: none"> <li>• BI-3A - UNEs and Resale – None</li> <li>• BI-3B - Reciprocal Compensation Minutes of Use – Billing adjustments as a result of CLEC-caused errors in return of minutes of use</li> </ul>	
<b>Product Reporting:</b> <ul style="list-style-type: none"> <li>• BI-3A - UNEs and Resale</li> <li>• BI-3B - Reciprocal Compensation Minutes of Use (MOU)</li> </ul>	<b>Standard:</b> <ul style="list-style-type: none"> <li>• BI-3A – UNEs and Resale: Parity with Qwest retail bills.</li> <li>• BI-3B – Reciprocal Compensation (MOU) – 95%</li> </ul>
<b>Availability:</b> <p style="text-align: center;">Available</p>	<b>Notes:</b>

## Exhibit B

### BI-4 – Billing Completeness

<b>Purpose:</b> <ul style="list-style-type: none"> <li>• UNEs and Resale – Evaluates the completeness with which Qwest reflects non-recurring and recurring charges associated with completed service orders on the bills.</li> <li>• Reciprocal Compensation Minutes of Use (MOU) – Evaluates the completeness with which Qwest reflects the revenue for Local Minutes of Use associated with CLEC local traffic over Qwest's network on the bills</li> </ul>	
<b>Description:</b>  BI-4A – UNEs and Resale: Measures the percentage of non-recurring and recurring charges associated with completed service orders appear on the correct bill.*  BI-4B – Reciprocal Compensation (MOU): Measures the percentage of revenue associated with local minutes of use appearing on the correct (current) bill.*  * Correct bill = next available bill	
<b>Reporting Period:</b> One month	<b>Unit of Measure:</b> Percent
<b>Reporting Comparisons:</b> CLEC aggregate, individual CLECs, and Qwest Retail results	<b>Disaggregation Reporting:</b> Statewide level.
<b>Formula:</b> BI-4A – UNEs and Resale = $[\sum(\text{Count of service orders with non-recurring and recurring charges associated with completed service orders on the bills that are billed on the correct bill} \div \text{total count of service orders with non-recurring and recurring charges associated with completed service orders billed on the bill})] \times 100$  BI-4B – Reciprocal Compensation MOU = $[\sum(\text{Revenue for Local Minutes of Use billed on the correct* bill} \div \text{Total revenue for Local Minutes of Use collected during the month})] \times 100$	
<b>Exclusions:</b> None	
<b>Product Reporting:</b> <ul style="list-style-type: none"> <li>• UNEs and Resale</li> <li>• Reciprocal Compensation (MOU)</li> </ul>	<b>Standard:</b> <b>BI-4A</b> - UNEs and Resale: Parity with Qwest Retail bills. <b>BI-4B</b> - Reciprocal Compensation (MOU): 95%
<b>Availability:</b>  <div style="text-align: center;">Available</div>	<b>Notes:</b>

## Exhibit B

### Database Updates

#### DB-1 – Time to Update Databases

<p><b>Purpose:</b> Evaluates the time required for updates to the databases of E911, LIDB, and Listing Services System (LSS).</p>	
<p><b>Description:</b></p> <ul style="list-style-type: none"> <li>Measures the average time required to update the databases of E911, LIDB, and LSS.</li> <li>Includes all database updates as specified under Disaggregation Reporting completed during the reporting period.</li> <li>For DB-1A the time to update the E911 database is provided by the third party vendor that performs the update. The elapsed time is captured automatically by the database system. There are no “individual E911 database update records” provided with which to measure the database update process.</li> <li>The numerator of DB-1A is calculated by multiplying the vendor-calculated results (Average Minutes in Process Time) by the denominator (Count of records Processed). This method produces a result from the vendor data that is the same as that which would be produced by totalling the update times from individual E911 database update records.</li> </ul>	
<p><b>Reporting Period:</b> One month</p>	<p><b>Unit of Measure:</b> E911 – Hrs: Mins. LIDB &amp; Directory Listings – Seconds</p>
<p><b>Reporting Comparisons:</b> DB-1A-E911: Combined results for Qwest Retail and Reseller CLEC Aggregate; DB-1B – LIDB: Combined results for all Qwest Retail, Reseller CLEC and Facilities Based CLEC updates; DB-1C-1 Listings: Combined results for all Provider types including Qwest Retail, Reseller CLEC, and Facilities Based CLEC, ILEC and Unknown Provider, Electronically Submitted, Electronically Processed updates; <sup>NOTE 1</sup> DB-1C-2 Listings: Combined results for all Provider types including Qwest Retail, Reseller CLEC, CLEC Aggregate for Facilities-based, ILEC, and Unknown Provider Manually Processed updates. <sup>NOTE 1, NOTE 2</sup></p>	<p><b>Disaggregation Reporting:</b> DB-1A: E911 for Qwest Retail and Reseller CLEC–State level; DB-1B: LIDB for Qwest Retail, Reseller CLEC and Facilities Based CLEC – Multi state region-wide level DB-1C-1: Listings for all Provider types including Qwest Retail, Reseller CLEC, and Facilities Based CLEC, ILEC and Unknown Provider, Electronically Submitted, Electronically Processed– Sub-region applicable to state DB-1C-2: Listings for all Provider types including Qwest Retail, Reseller CLEC, Facilities-Based CLEC, ILEC and Unknown Provider – Manually Processed – region-wide level</p>
<p><b>Formula:</b> [(Date and Time of database update for each database update as specified under Disaggregation Reporting in the reporting period) – (Date and Time of submissions of data for entry into the database for each database update as specified under Disaggregation Reporting in the reporting period) ÷ Total database updates as specified under Disaggregation Reporting completed in the reporting period]</p>	
<p><b>Exclusion:</b></p> <ul style="list-style-type: none"> <li>Invalid start/stop dates/times.</li> </ul>	

## Exhibit B

<p><b>Product Reporting:</b> Not applicable (Reported by database type)</p>	<p><b>Standard:</b> DB-1A-E911: Parity by design DB-1B-LIDB: Parity by design DB-1C-1 – Listings: Parity by design DB-1C-2 – Listings: Parity with DB-1C-1 results for all Provider types combined Qwest Retail, Reseller CLEC, Facilities Based, ILEC, and Unknown Provider, Electronically Submitted, Electronically Processed, updates</p>
<p><b>Availability:</b> Available</p>	<p><b>Notes:</b></p> <ol style="list-style-type: none"> <li>1. Because they cannot be separated, results for Qwest Retail, Reseller CLEC, Facilities-based CLECs, ILEC and Unknown Provider updates are reported combined within these disaggregations.</li> <li>2. Because the data could not be separated, Qwest included in this measurement updates submitted through facsimile as well as updates submitted electronically. However, in May 01 Qwest discontinued reporting this disaggregation when Qwest began electronically updating electronic submissions and discontinued separately reporting faxed submissions.</li> </ol>

## Exhibit B

### DB-2 – Accurate Database Updates

<b>Purpose:</b> Evaluates the accuracy of database updates completed without errors in the reporting period.	
<b>Description:</b> <ul style="list-style-type: none"> <li>• Measures the percentage of database updates completed without errors in the reporting period.</li> <li>• Includes all database updates as specified under Disaggregation Reporting completed during the reporting period.</li> </ul>	
<b>Reporting Period:</b> One month	<b>Unit of Measure:</b> Percent
<b>Reporting Comparisons:</b> DB-2C-1 Listings – Combined results for all Qwest Retail, Reseller CLEC and Facilities Based CLEC Electronically Submitted, Electronically Processed updates DB-2C-2 Listings – CLEC Aggregate for Reseller and Facilities-Based CLEC – Manually Processed updates	<b>Disaggregation Reporting:</b> DB-2C-1, Listings for Qwest Retail, Reseller CLEC, and Facilities Based CLEC Electronically Submitted, Electronically Processed updates: Statewide DB-2C-2, Facilities-Based and Reseller CLEC, Manually Processed updates: Statewide <sup>NOTE 1</sup>
<b>Formula:</b> [Total database updates as specified under Disaggregation Reporting completed without errors in the reporting period ÷ Total database updates as specified under Disaggregation Reporting completed in the reporting period] x 100	
<b>Exclusions:</b> Invalid start/stop dates/times.	
<b>Product Reporting:</b> Not applicable (Reported by database type)	<b>Standard:</b> DB-2C-1 – Listings: Parity by design <sup>NOTE 2</sup> DB-2C-2 – Listings: Parity with DB-2C-1 results for combined Qwest Retail, Reseller CLEC, and Facilities Based and Reseller CLEC Electronically Submitted, Electronically Processed updates
<b>Availability:</b> Available	<b>Notes:</b> <ol style="list-style-type: none"> <li>1. Because the data could not be separated, Qwest included in this measurement updates submitted through facsimile as well as updates submitted electronically. However, in May 01 Qwest discontinued reporting this disaggregation when Qwest began electronically updating electronic submissions and discontinued separately reporting faxed submissions.</li> <li>2. Qwest retail and Reseller CLECs are parity by design. Because Facilities based CLEC Electronically Submitted, Electronically Processed cannot be separated out from Reseller CLECs they are reported combined within this disaggregation.</li> </ol>



## Exhibit B

### Directory Assistance

#### DA-1 – Speed of Answer – Directory Assistance

<b>Purpose:</b> Evaluates timeliness of customer access to Qwest's Directory Assistance operators, focusing on how long it takes for calls to be answered.	
<b>Description:</b> Measures the average time following first ring until a call is first picked up by the Qwest agent/system to answer Directory Assistance calls. <ul style="list-style-type: none"> <li>• Includes all calls to Qwest directory assistance during the reporting period.</li> <li>• Because a system (electronic voice) prompts for city, state, and listing requested before the actual operator comes on the line, the first ring is defined as when the voice response unit places the call into queue.</li> <li>• Measurements are taken by sampling calls from the network queue at 10-second intervals. A count of calls in the queue is taken for every sampling event (10-second snapshot), and this count is multiplied by 10 to get a measurement of waiting intervals.</li> <li>• Using this method, calls that enter the queue after a sample is taken but exit before the next sample is taken are not counted, i.e., are effectively counted as a zero interval. However, this situation is offset by calls that enter just prior to a sampling time, but exit before the next sampling time, and which are counted as 10 seconds. The call intervals shorter than 10 seconds that are counted as 10 seconds are offset by those calls shorter than 10 seconds that are not counted.</li> </ul>	
<b>Reporting Period:</b> One month	<b>Unit of Measure:</b> Seconds
<b>Reporting Comparisons:</b> Results for Qwest and all CLECs are combined.	<b>Disaggregation Reporting:</b> Sub-region applicable to state
<b>Formula:</b> $\Sigma[(\text{Date and Time of Call Answer}) - (\text{Date and Time of First Ring})] \div (\text{Total Calls Answered by Center})$	
<u>Explanation:</u> Average speed of answer is obtained by dividing the sum of all answer times recorded (minutes/seconds) by the total number of calls answered at the center in a given month.	
<b>Exclusions:</b> Abandoned Calls are not included in the total number of calls answered by the center.	
<b>Product Reporting:</b> None	<b>Standard:</b> Parity by design
<b>Availability:</b>  <div style="text-align: center;">Available</div>	<b>Notes:</b>

## Exhibit B

### Operator Services

#### OS-1 – Speed of Answer – Operator Services

<b>Purpose:</b> Evaluates timeliness of customer access to Qwest's operators, focusing on how long it takes for calls to be answered.	
<b>Description:</b> Measures the time following first ring until a call is answered by the Qwest agent. <ul style="list-style-type: none"> <li>• Includes all calls to Qwest's operator services during the reporting period, subject to exclusions specified below.</li> <li>• Measurements are taken by sampling calls from the network queue at 10-second intervals. A count of calls in the queue is taken for every sampling event (10-second snapshot), and this count is multiplied by 10 to get a measurement of waiting intervals.</li> <li>• Using this method, calls that enter the queue after a sample is taken but exit before the next sample is taken are not counted, i.e., are effectively counted as a zero interval. However, this situation is offset by calls that enter just prior to a sampling time, but exit before the next sampling time, and which are counted as 10 seconds. The call intervals shorter than 10 seconds that are counted as 10 seconds are offset by those calls shorter than 10 seconds that are not counted.</li> </ul>	
<b>Reporting Period:</b> One month	<b>Unit of Measure:</b> Seconds
<b>Reporting Comparisons:</b> Qwest and all CLECs are aggregated in a single measure.	<b>Disaggregation Reporting:</b> Sub-region applicable to state
<b>Formula:</b> $\Sigma[(\text{Date and Time of Call Answer}) - (\text{Date and Time of First Ring})] \div (\text{Total Calls Answered by Center})$	
<b>Explanation:</b> Average speed of answer is obtained by dividing the sum of all answer times recorded (minutes/seconds) by the total number of calls answered at the center in a given month.	
<b>Exclusions:</b> Abandoned Calls are not included in the total number of calls answered by the center.	
<b>Product Reporting:</b> None	<b>Standard:</b> Parity by design
<b>Availability:</b> Available	<b>Notes:</b>

## Exhibit B

### Network Performance

#### NI-1 – Trunk Blocking

<b>Purpose:</b> Evaluates factors affecting completion of calls from Qwest end offices to CLEC end offices, compared with the completion of calls from Qwest end offices to other Qwest end offices, focusing on average busy-hour blocking percentages in interconnection or interoffice final trunks.	
<b>Description:</b> Measures the percentage of trunks blocking in interconnection and interoffice final trunks. <ul style="list-style-type: none"> <li>• Includes blocking percentages on all direct final and alternate final interconnection and interoffice trunk groups that are in service during the reporting period, subject to exclusions specified below.</li> </ul>	
<b>Reporting Period:</b> One month	<b>Unit of Measure:</b> Percent Blockage
<b>Reporting Comparisons:</b> CLEC aggregate, individual CLEC, and Qwest Interoffice trunk blocking results.	<b>Disaggregation Reporting:</b> Statewide level. Reports the percentage of trunks blocking in interconnection final trunks, reported by: <ul style="list-style-type: none"> <li>NI-1A Interconnection (LIS) trunks to Qwest tandem offices, with TGSR-related exclusions applied as specified below;</li> <li>NI-1B LIS trunks to Qwest end offices, with TGSR-related exclusions applied as specified below;</li> <li>NI-1C LIS trunks to Qwest tandem offices, without TGSR-related exclusions;</li> <li>NI-1D LIS trunks to other Qwest end offices, without TGSR-related exclusions.</li> </ul>
<b>Formula:</b> $\{[\sum(\text{Blockage in Final Trunk Group of Specified Type}) \times (\text{Number of Circuits in Trunk Group})] \div (\text{Total Number of Final Trunk Circuits in all Final Trunk Groups})\} \times 100$ <p>Explanation: Actual average percentage of trunk blockage is calculated by dividing the equivalent average number of trunk circuits blocking by the total number of trunk circuits in final trunks of the type being measured.</p>	
<b>Exclusions:</b> For NI-1A and NI-1B only: <ul style="list-style-type: none"> <li>• Trunk groups, blocking in excess of one percent in the reporting period, for which:                         <ul style="list-style-type: none"> <li>– A Trunk Group Service Request (TGSR)<sup>NOTES 1 &amp; 2</sup> has been issued in the reporting period; or</li> <li>– CLECs do not submit, within 20 calendar days of receiving a TGSR:                                 <ul style="list-style-type: none"> <li>a) Responsive ASRs (or have ASRs pending that are delayed for CLEC reasons<sup>NOTE 3</sup>);</li> <li>b) Trouble Tickets; or</li> <li>c) Notification of traffic re-routing (as described in Note 1 below).</li> </ul> </li> </ul> </li> </ul> For NI-1A, NI-1B, NI-1C, and NI-1D: <ul style="list-style-type: none"> <li>• Trunk groups, blocking in excess of one percent in the reporting period, for which Qwest can identify, in time to incorporate in the regular reporting of this measurement, the cause as being attributable to:                         <ul style="list-style-type: none"> <li>– Trunk group out-of-service conditions arising from cable cuts, severe weather, or force majeure circumstances,</li> <li>– The CLEC placing trunks in a “busy” condition.</li> <li>– Lack of interconnection facilities to fulfill LIS requests for which the CLEC did not provide a timely forecast to Qwest. (This portion of the exclusion is limited to being applied in (a) the month the LIS requests could not be fulfilled, due to lack of facilities, and (b) each month thereafter up to the month following facility availability OR up to five months after the month the LIS requests could not be fulfilled, whichever is sooner<sup>NOTE 4</sup>); or</li> <li>– Isolated incidences of blocking, about which Qwest provides notification to the CLEC, that (a) are not recurring or persistent (affecting the same trunk groups), (b) do not warrant corrective action by CLEC or Qwest, and (c) thus, do not require an actionable TGSR.</li> </ul> </li> </ul>	

## Exhibit B

### NI-1 – Trunk Blocking (Continued)

<ul style="list-style-type: none"> <li>• Trunk groups recently activated that have not been in service for a full “20-high-day, busy hour” review period.</li> <li>• Toll trunks, non-final trunks, and trunks that are not connected to the public switched network.</li> <li>• One-way trunks originating at CLEC end offices.</li> <li>• Qwest official services trunks, local interoffice operator and directory assistance trunks, and local interoffice 911/E911 trunks.</li> <li>• Records with invalid product codes.</li> <li>• Records missing data essential to the calculation of the measurement per the PID.</li> </ul>	
<b>Product Reporting:</b> LIS Trunks	<b>Standard:</b> Where NI-1A $\leq$ 1%: 1 % Where NI-1A $>$ 1%: Parity with Qwest Interoffice Trunks to tandems Where NI-1B $\leq$ 1%: 1 % Where NI-1B $>$ 1%: Parity with Qwest Interoffice Trunks to end offices NI-1C and NI-1D: Diagnostic <small>NOTE 5</small>
<b>Availability:</b> Available	<b>Notes:</b> <ol style="list-style-type: none"> <li>1. Qwest uses TGSRs to notify CLECs when trunk blocking exceeds standard thresholds or is determined to be persistent. To respond properly to TGSRs, a CLEC must (a) submit within 20 days ASRs to provide necessary trunk augmentations to avoid further blocking, (b) notify Qwest within 20 days that it is initiating a Trouble Report where Qwest traffic routing problems are causing the blocking referenced by the TGSR, or (c) notify Qwest that the CLEC will undertake its own re-routing of traffic within 20 days to alleviate the blocking.</li> <li>2. The TGSR-related exclusion is applied in the month in which the TGSR is issued and in the month in which the above-specified 20-day response period ends. Thus, any trunk group excluded in one month will not be excluded in the next month, unless there is (a) a 20-day period following a TGSR ends in that month, (b) there is another TGSR applicable to the next month for the same trunk group or (c) an exception documented, in lieu of issuing a subsequent TGSR, where the CLEC’s response to the previous TGSR indicated that, for its own reasons, it plans to take no action at any time to augment the trunk group.</li> <li>3. CLEC delays are reflected by CLEC-initiated order supplements that move the due date later.                         <ol style="list-style-type: none"> <li>a) Qwest-initiated due date delays, including supplements made pursuant to Qwest requests to delay due dates, shall not be counted as CLEC delays in this measurement.</li> <li>b) Qwest-initiated due date changes to earlier dates that the CLEC does not meet shall not be counted as a CLEC delay in this measurement unless the earlier dates were mutually agreed-upon.</li> <li>c) CLEC delays (e.g., “customer not ready” in advance of a due date) that do not contribute to a Qwest-established due date being missed shall not be counted as a CLEC delay in this measurement.</li> </ol> </li> <li>4. The limitation on part (3) of this exclusion is intended to bound its applicability to a period of time that treats the unforecasted ASR as if it were, in effect, the first forecast for the facilities needed.                         <ol style="list-style-type: none"> <li>a) Given that forecast advance intervals are currently six months, this provision allows the exclusion to apply for no longer than that period of time.</li> <li>b) Nevertheless, this limitation to the exclusion also recognizes that facilities may become available sooner and, if so, reduces the limitation accordingly. In that context, this limitation recognizes that, absent a CLEC forecast, Qwest still retains a responsibility to provide facilities for the ASR, although in a longer timeframe than for ASRs covered by forecasts. NI-1C and NI-1D will be reported for information purposes only, with no standard to be applied.</li> <li>c) This limitation may change depending on the outcome of separate workshops dealing with issues of interconnection forecasting.</li> </ol> </li> <li>5. NI-1C and NI-1D will be reported for information purposes only, with no standard to be applied.</li> </ol>

## Exhibit B

### NP-1 – NXX Code Activation

**Purpose:**

Evaluates the timeliness of Qwest's NXX code activation prior to the LERG effective date or by the "revised" effective date, as set forth herein.

**Description:**

NP-1A: Measures the percentage of NXX codes activated in the reporting period that are actually loaded and tested prior to the LERG effective date or the "revised" date, subject to exclusions shown below.

NP-1B: Measures the percentage of NXX codes activated in the reporting period that are delayed beyond the LERG date or "revised" date due to Qwest-caused Interconnection facility delays, subject to exclusions shown below. Included among activations counted as a Qwest delay in this sub-measurement are cases in which "2-6 codes" <sup>NOTE 1</sup> associated with the Qwest interconnection facilities are provided late by Qwest to the CLEC.

- Qwest must receive complete and accurate routing information required for code activation, which includes but is not limited to "2-6 codes" for all interconnection trunk groups associated with the activation no less than 25 days prior to the LERG Due Date or Revised Due Date.
- The "revised" date, for purposes of this measurement, is a CLEC-initiated renegotiation of the activation effective date that is no less than 25 days after Qwest receives complete and accurate routing information required for code activation, which includes but is not limited to "2-6 codes" for all interconnection trunk groups associated with the activation.
- The NXX code activation notice is provided by the LERG (Local Exchange Routing Guide) to Qwest.
- NXX code activation is defined as complete when all translations associated with the new NXX are complete by 11:59 p.m. of the day prior to the date identified in the LERG or the "revised" date (if different than the LERG date).
- The NXX code activation completion process includes testing, including calls to the test number when provided.

**Reporting Period:** One month

**Unit of Measure:** Percent

**Reporting Comparisons:** CLEC aggregate, individual CLEC and Qwest Retail results.

**Disaggregation Reporting:** Statewide.

**Formula:**

NP-1A = [(Number of NXX codes loaded and tested in the reporting period prior to the LERG effective date or the "revised" date) ÷ (Number of NXX codes loaded and tested in the reporting period)] x 100

NP-1B = [(Number of NXX codes loaded and tested in the reporting period that were delayed past the LERG effective date or "revised" date affected by Qwest Interconnection Facility Delays) ÷ (Number of NXX codes loaded and tested in the reporting period, including NXX codes loaded and tested in the reporting period that were delayed past the LERG effective date or the "revised" date due to Interconnection Facility Delays)] x 100

**Exclusions:**

NP-1A:

- NXX code activations completed after the LERG date or "revised" date due to delays in the installation of Qwest provided interconnection facilities associated with the activations. <sup>NOTE 2</sup>

NP-1A and NP-1B:

- NXX codes with LERG dates or "revised" dates resulting in loading intervals shorter than industry standard (currently 45 calendar days).
- NXX codes where QWEST received complete and accurate routing information required for code activations less than 25 days prior to the LERG due date or Revised due date.

Exhibit B

NP-1 – NXX Code Activation (continued)

<b>Product Reporting:</b> None	<b>Standard:</b> NP1-A: Parity NP1-B: Diagnostic
<b>Availability:</b> Available	<b>Notes:</b> 1. "2-6 codes" are industry-standard designators for local interconnection trunk groups, consisting of 2 alpha letters and six numeric digits. 2. Only Qwest-provided interconnection facilities are noted in this exclusion, because delays related to facilities provided by CLECs or others are accounted for by revising the due date.

## Exhibit B

### Collocation

#### CP-1 – Collocation Completion Interval

**Purpose:**

Evaluates the timeliness of Qwest's installation of collocation arrangements for CLECs, focusing on the average time to complete such arrangements.

**Description:**

Measures the interval between the Collocation Application Date and Qwest's completion of the collocation installation.

- Includes all collocations of types specified herein that are assigned a Ready For Service (RFS) date by Qwest and completed during the reporting period, subject to exclusions specified below.
- Collocation types included are: physical cageless, physical caged, shared physical caged, physical-line sharing, cageless-line sharing, and virtual.<sup>NOTE 1</sup>
- The Collocation Application Date is the date Qwest receives from the CLEC a complete and valid application for collocation. In cases where the CLEC's collocation application is received by Qwest on a weekend or holiday, the Collocation Application Date is the next business day following the weekend or holiday.
- Major Infrastructure Modifications include conditioning the collocation space, obtaining permits, and installing DC power plant, standby generators, heating, venting or air conditioning equipment.
- Completion of the collocation installation is the date on which the requested collocation arrangement is "Ready for Service" as defined in the Definition of Terms section herein.
- Establishment of RFS Dates: RFS dates are established according to intervals specified in interconnection agreements. Where an interconnection agreement does not specify intervals, or where the CLEC requests, RFS dates are established as follows:<sup>NOTE 2</sup>
  - **Collocation Applications with Timely Quote Acceptance and, for Virtual Collocations, also with Timely Equipment Ready** – for collocation applications where the CLEC accepts the quote in seven or fewer calendar days after the quote date and, for virtual collocations, where the CLEC provides the equipment to be collocated to Qwest 53 calendar days or less after the Collocation Application Date, the RFS date shall be:
    - **Forecasted Collocations: 90 calendar days after the Collocation Application Date** for collocations for which the CLEC provides a complete forecast to Qwest 60 or more calendar days in advance of the Collocation Application Date.
    - **Unforecasted Collocations: 120 calendar days after the Collocation Application Date** for collocations for which the CLEC does not provide a forecast to Qwest 60 or more calendar days in advance of the Collocation Application Date.
  - **Collocation Applications with Late Quote Acceptance and, for Virtual Collocations, also with Timely Equipment Ready** – for collocation applications where the CLEC accepts the quote in eight or more calendar days after the quote date and, for virtual collocations, where the CLEC provides the equipment to be collocated to Qwest 53 calendar days or less after the Collocation Application Date, the RFS date shall be:
    - **Forecasted Collocations: 90 calendar days after the quote acceptance date** for collocations for which the CLEC provides a complete forecast to Qwest 60 or more calendar days in advance of the Collocation Application Date.
    - **Unforecasted Collocations: 120 calendar days after the quote acceptance date** for collocations for which the CLEC does not provide a forecast to Qwest 60 or more calendar days in advance of the Collocation Application Date.
  - **Virtual Collocation Applications with Timely Quote Acceptance and Late Equipment Ready** – for virtual collocation applications where the CLEC (1) accepts the quote in seven or fewer calendar days after the quote date and (2) provides the equipment to be collocated to Qwest more than 53 calendar days after the Collocation Application Date, the RFS date shall be:
    - **Forecasted Collocations: 45 calendar days after the equipment is provided to Qwest**, for collocations for which the CLEC provides a complete forecast to Qwest 60 or more calendar days in advance of the Collocation Application Date.
    - **Unforecasted Collocations: 75 calendar days after the equipment is provided to Qwest**,

## Exhibit B

### CP-1 – Collocation Completion Interval (continued)

<p>for collocations for which the CLEC does not provide a forecast to Qwest 60 or more calendar days in advance of the Collocation Application Date.</p> <ul style="list-style-type: none"> <li>• <b>Virtual Collocation Applications with Late Quote Acceptance and Late Equipment Ready</b> – for virtual collocation applications where the CLEC (1) accepts the quote in eight or more calendar days after the quote date and (2) provides the equipment to be collocated to Qwest more than <u>53</u> calendar days after the Collocation Application Date, the RFS date shall be:             <ul style="list-style-type: none"> <li>– <b>Forecasted Collocations: 45 calendar days after the equipment is provided to Qwest</b>, for collocations for which the CLEC provides a complete forecast to Qwest 60 or more calendar days in advance of the Collocation Application Date.</li> <li>– <b>Unforecasted Collocations: 75 calendar days after the equipment is provided to Qwest</b>, for collocations for which the CLEC does not provide a forecast to Qwest 60 or more calendar days in advance of the Collocation Application Date.</li> </ul> </li> <li>• <b>All Collocations (physical, virtual, forecasted, or unforecasted) requiring Major Infrastructure Modifications: the later of (1) up to 150 calendar days (as specified in the quote) after the Collocation Application Date, or (2) for virtual collocations, 45 days following the date equipment to be collocated is provided to Qwest</b> for collocations in which Major Infrastructure Modifications are required. Qwest will provide to the CLEC, as part of the quotation, the need for, and the duration of, such extended intervals.</li> <li>• When a CLEC submits six (6) or more Collocation applications in a one-week period in any state, completion intervals will be individually negotiated. These collocation arrangements will be included in CP-1A, -1B, or -1C according to the interval criteria specified below for these measurements.             <ul style="list-style-type: none"> <li>• Where there is a CLEC-caused delay, the RFS Date is rescheduled</li> </ul> </li> <li>• RFS dates may be extended beyond the above intervals for CLEC reasons, or for reasons beyond Qwest’s control, but not for Qwest reasons.</li> <li>• Where CLECs do not accept the quote within thirty days of the quote date, the application is considered expired.</li> </ul>	
<b>CP-1A</b>	Measures collocation installations for which the scheduled interval from Collocation Application Date to RFS date is 90 calendar days or less.
<b>CP-1B</b>	Measures collocation installations for which the scheduled interval from Collocation Application Date to RFS date is 91 to 120 calendar days.
<b>CP-1C</b>	Measures collocation installations for which the scheduled interval from Collocation Application Date to RFS date is 121 to 150 calendar days.
<b>Reporting Period:</b> One month	<b>Unit of Measure:</b> Calendar Days
<b>Reporting Comparisons:</b> CLEC aggregate and individual CLEC results	<b>Disaggregation Reporting:</b> Statewide.
<p><b>Formula:</b> (for CP-1A, CP-1B and CP-1C)  <math display="block">\frac{\sum[(\text{Collocation Completion Date}) - (\text{Complete Application Date})]}{(\text{Total Number of Collocations Completed in Reporting Period})}</math></p>	



## Exhibit B

### CP-1 – Collocation Completion Interval (continued)

<b>Exclusions:</b> <ul style="list-style-type: none"> <li>• CP-1A: CLEC collocation applications with RFS dates yielding scheduled intervals longer than 90 calendar days from Collocation Application Date to RFS date.</li> <li>• CP-1B: CLEC collocation applications with RFS dates yielding scheduled intervals shorter than 91 calendar days or longer than 120 calendar days from Collocation Application Date to RFS date.</li> <li>• CP-1C: CLEC collocation applications with RFS dates yielding scheduled intervals shorter than 121 calendar days or longer than 150 calendar days from Collocation Application Date to RFS date.</li> <li>• Cancelled or expired applications.</li> </ul>	
<b>Product Reporting:</b> None	<b>Standards:</b> CP-1A: 90 calendar days CP-1B: 120 calendar days CP-1C: 150 calendar days
<b>Availability:</b> Available	<b>Notes:</b> <ol style="list-style-type: none"> <li>1. Collocations covered by this measurement are central office related. As additional types of central office collocation are defined and offered, they will be included in this measurement. Non-central office-based types of collocation (such as remote collocation and field connection points) will be considered for either inclusion in this measurement, or in new, separate measurements, after the terms, conditions, and processes for such collocation types become finalized, accepted, mature (i.e., six months of experience from first installations), and ordered in volumes warranting reporting (i.e., consistently more than two per month in any state).</li> <li>2. The criteria set forth in the Description above, under "Establishment of RFS Dates," may be changed depending upon the outcome of workshops on interconnection and collocation</li> </ol>

## Exhibit B

### CP-2 – Collocations Completed within Scheduled Intervals

**Purpose:**

Evaluates the extent to which Qwest completes collocation arrangements for CLECs within the standard intervals or intervals established in interconnection agreements.

**Description:**

Measures the percentage of collocation applications that are completed within standard intervals, including intervals set forth in interconnection agreements.

- Includes all collocations of types specified herein that are assigned a Ready for Service RFS date by Qwest and that are completed within the reporting period, including those with CLEC-requested RFS dates longer than the standard interval and those with extended RFS dates negotiated with the CLEC (including supplemented collocation orders that extend the RFS date) subject to exclusions specified below. Collocation types included are: physical cageless, physical caged, shared physical caged, physical-line sharing, cageless-line sharing, and virtual.<sup>NOTE 1</sup>
- The Collocation Application Date is the date Qwest receives from the CLEC a complete and valid application for collocation. In cases where the CLEC's collocation application is received by Qwest on a weekend or holiday, the Collocation Application Date is the next business day following the weekend or holiday.
- Major Infrastructure Modifications are defined as conditioning the collocation space, obtaining permits, and installing DC power plant, standby generators, heating, venting or air conditioning equipment.
- A collocation arrangement is counted as met under this measurement if its RFS date is met.
- Establishment of RFS Dates: RFS dates are established as follows, except where interconnection agreements require different intervals, in which case the intervals specified in the interconnection agreements apply:<sup>NOTE 2</sup>
  - **Collocation Applications with Timely Quote Acceptance and, for Virtual Collocations, also with Timely Equipment Ready** – for collocation applications where the CLEC accepts the quote in seven or fewer calendar days after the quote date and, for virtual collocations, where the CLEC provides the equipment to be collocated to Qwest 53 calendar days or less after the Collocation Application Date, the RFS date shall be:
    - **Forecasted Collocations: 90 calendar days after the Collocation Application Date** for physical collocations for which the CLEC provides a complete forecast to Qwest 60 or more calendar days in advance of the Collocation Application Date.
    - **Unforecasted Collocations: 120 calendar days after the Collocation Application Date for physical collocations** for which the CLEC does not provide a forecast to Qwest 60 or more calendar days in advance of the Collocation Application Date.
  - **Collocation Applications with Late Quote Acceptance and, for Virtual Collocations, also with Timely Equipment Ready** – for collocation applications where the CLEC accepts the quote in eight or more calendar days after the quote date and, for virtual collocations, where the CLEC provides the equipment to be collocated to Qwest 53 calendar days or less after the Collocation Application Date, the RFS date shall be:
    - **Forecasted Collocations: 90 calendar days after the quote acceptance date** for collocations for which the CLEC provides a complete forecast to Qwest 60 or more calendar days in advance of the Collocation Application Date.
    - **Unforecasted Collocations: 120 calendar days after the quote acceptance date** for collocations for which the CLEC does not provide a forecast to Qwest 60 or more calendar days in advance of the Collocation Application Date.
  - **Virtual Collocation Applications with Timely Quote Acceptance and Late Equipment Ready** – for virtual collocation applications where the CLEC (1) accepts the quote in seven or fewer calendar days after the quote date and (2) provides the equipment to be collocated to Qwest more than 53 calendar days after the Collocation Application Date, the RFS date shall be:
    - **Forecasted Collocations: 45 calendar days after the equipment is provided to Qwest**, for collocations for which the CLEC provides a complete forecast to Qwest 60 or more calendar days in advance of the Collocation Application Date.
    - **Unforecasted Collocations: 75 calendar days after the equipment is provided to Qwest**, for collocations for which the CLEC does not provide a forecast to Qwest 60 or more calendar days in advance of the Collocation Application Date.

## Exhibit B

### CP-2 – Collocations Completed within Scheduled Intervals (continued)

- **Virtual Collocation Applications with Late Quote Acceptance and Late Equipment Ready** – for virtual collocation applications where the CLEC (1) accepts the quote in eight or more calendar days after the quote date and (2) provides the equipment to be collocated to Qwest more than 53 calendar days after the Collocation Application Date, the RFS date shall be:
  - **Forecasted Collocations: 45 calendar days after the equipment is provided to Qwest**, for collocations for which the CLEC provides a complete forecast to Qwest 60 or more calendar days in advance of the Collocation Application Date.
  - **Unforecasted Collocations: 75 calendar days after the equipment is provided to Qwest**, for collocations for which the CLEC does not provide a forecast to Qwest 60 or more calendar days in advance of the Collocation Application Date.
- **All Collocations (physical, virtual, forecasted, or unforecasted) requiring Major Infrastructure Modifications: the later of (1) up to 150 calendar days (as specified in the quote) after the Collocation Application Date, or (2) for virtual collocations, 45 calendar days following the date equipment to be collocated is provided to Qwest** for collocations in which Major Infrastructure Modifications are required. Qwest will provide to the CLEC, as part of the quotation, the need for, and the duration of, such extended intervals.
- When a CLEC submits six (6) or more Collocation applications in a one-week period in any state, completion intervals will be individually negotiated. These collocation arrangements will be included in CP-2A, -2B, or -2C according to the criteria specified below for these measurements.
- Where there is a CLEC-caused delay, the RFS Date is rescheduled.
- Where CLECs do not accept the quote within thirty calendar days of the quote date, the application is considered expired.

**CP-2A Forecasted Collocations:** Measures collocation installations for which CLEC provides a forecast to Qwest 60 or more calendar days in advance of the Collocation Application Date.

**CP-2B Non-Forecasted and Late Forecasted Collocations:** Measures collocation installations for which CLEC does not provide a forecast to Qwest 60 or more calendar days in advance of the Collocation Application Date.

**CP-2C All Collocations requiring Major Infrastructure Modifications and Collocations with intervals longer than 120 days:** Measures all collocation installations requiring Major Infrastructure Modifications and collocations for which the RFS date is more than 120 calendar days after the Collocation Application Date.

**Reporting Period:** One month

**Unit of Measure:** Percent

**Reporting Comparisons:** CLEC aggregate and individual CLEC results

**Disaggregation Reporting:** Statewide level.

**Formula:** (for CP-2A, CP-2B and CP-2C)

$$[(\text{Count of Collocations for which the RFS is met}) \div (\text{Total Number of Collocations Completed in the Reporting Period})] \times 100$$

**Exclusions:**

- RFS dates missed for reasons beyond Qwest's control.
- Cancelled or expired requests.

**Product Reporting:** None

**Standard:**

CP-2A & -2B: 90%  
CP-2C: 90%

## Exhibit B

### CP-2 – Collocations Completed within Scheduled Intervals (continued)

<b>Availability:</b> Available	<b>Notes:</b> <ol style="list-style-type: none"><li>1. Collocations covered by this measurement are central office related. As additional types of central office collocation are defined and offered, they will be included in this measurement. Non-central office-based types of collocation (such as remote collocation and field connection points) will be considered for either inclusion in this measurement, or in new, separate measurements, after the terms, conditions, and processes for such collocation types become finalized, accepted, mature (i.e., six months of experience from first installations), and ordered in volumes warranting reporting (i.e., consistently more than two per month in any state).</li><li>2. The criteria set forth in the Description above, under "Establishment of RFS Dates," may be changed depending upon the outcome of workshops on interconnection and collocation</li></ol>
-----------------------------------	--

## Exhibit B

### CP-3 – Collocation Feasibility Study Interval

<b>Purpose:</b> Evaluates the timeliness of the Qwest sub-process function of providing a collocation feasibility study to the CLEC.	
<b>Description:</b> Measures average interval to respond to collocation studies for feasibility of installation. <ul style="list-style-type: none"> <li>• Includes feasibility studies, for collocations of types specified herein that are completed in the reporting period, subject to exclusions specified below. Collocation types included are: physical cageless, physical caged, shared physical caged, physical-line sharing, cageless-line sharing, and virtual.<sup>NOTE 1</sup></li> <li>• Interval begins with the Collocation Application Date and ends with the date Qwest completes the Feasibility Study and provides it to the CLEC.</li> <li>• The Collocation Application Date is the date Qwest receives from the CLEC a complete application for collocation. In cases where the CLEC's application for collocation is received by Qwest on a weekend or holiday, the Collocation Application Date is the next business day following the weekend or holiday.</li> </ul>	
<b>Reporting Period:</b> One month	<b>Unit of Measure:</b> Calendar Days
<b>Reporting Comparisons:</b> CLEC aggregate and individual CLEC results	<b>Disaggregation Reporting:</b> Statewide level.
<b>Formula:</b> $\frac{\Sigma[(\text{Date Feasibility Study provided to CLEC}) - (\text{Date Qwest receives CLEC request for Feasibility Study})]}{(\text{Total Feasibility Studies Completed in the Reporting Period})}$	
<b>Exclusions:</b> <ul style="list-style-type: none"> <li>• CLEC-caused delays of, or CLEC requests for feasibility study completions resulting in greater than ten calendar days from Collocation Application Date to scheduled feasibility study completion date.</li> </ul>	
<b>Product Reporting:</b> None	<b>Standard:</b> 10 calendar days or less
<b>Availability:</b> Available	<b>Notes:</b> 1. Collocations covered by this measurement are central office related. As additional types of central office collocation are defined and offered, they will be included in this measurement. Non-central office-based types of collocation (such as remote collocation and field connection points) will be considered for either inclusion in this measurement, or in new, separate measurements, after the terms, conditions, and processes for such collocation types become finalized, accepted, mature (i.e., six months of experience from first installations), and ordered in volumes warranting reporting (i.e., consistently more than two per month in any state).

## Exhibit B

### CP-4 – Collocation Feasibility Study Commitments Met

<b>Purpose:</b> Evaluates the degree that Qwest completes the sub-process function of providing a collocation feasibility study to the CLEC as committed.	
<b>Description:</b> Measures the percentage of collocation feasibility studies for installations that are completed within the Scheduled Interval <ul style="list-style-type: none"> <li>• The Scheduled Interval is ten calendar days from the Collocation Application Date or, if interconnection agreements call for different intervals, within intervals specified in the agreements, or if otherwise delayed by the CLEC, the interval resulting from the delay.</li> <li>• Includes all feasibility studies for collocations of types specified herein, that are completed in the reporting period. Collocation types included are: physical cageless, physical caged, shared physical caged, physical-line sharing, cageless-line sharing, and virtual. <sup>NOTE 1</sup></li> <li>• Considers the interval from the Collocation Application Date to the date Qwest completes the Feasibility Study and provides it to the CLEC.</li> <li>• The Collocation Application Date is the date Qwest receives from the CLEC a complete application for collocation. In cases where the CLEC's application for collocation is received by Qwest on a weekend or holiday, the Collocation Application Date is the next business day following the weekend or holiday.</li> <li>• Subject to superceding terms in the CLEC's interconnection agreement, when a CLEC submits six (6) or more Collocation applications in a one-week period in any state, feasibility study intervals will be individually negotiated and the resulting intervals used instead of ten calendar days in this measurement.</li> </ul>	
<b>Reporting Period:</b> One month	<b>Unit of Measure:</b> Percent
<b>Reporting Comparisons:</b> CLEC aggregate and individual CLEC results	<b>Disaggregation Reporting:</b> Statewide level.
<b>Formula:</b> $[(\text{Total Applicable Collocation Feasibility studies completed within Scheduled Intervals}) \div (\text{Total applicable Collocation Feasibility studies completed in the reporting period})] \times 100$	
<b>Exclusions:</b> None	
<b>Product Reporting:</b> None	<b>Standard:</b> 90 percent or more
<b>Availability:</b> Available	<b>Notes:</b> 1. Collocations covered by this measurement are central office related. As additional types of central office collocation are defined and offered, they will be included in this measurement. Non-central office-based types of collocation (such as remote collocation and field connection points) will be considered for either inclusion in this measurement, or in new, separate measurements, after the terms, conditions, and processes for such collocation types become finalized, accepted, mature (i.e., six months of experience from first installations), and ordered in volumes warranting reporting (i.e., consistently more than two per month in any state).

## Exhibit B

### DEFINITION OF TERMS

**Application Date (and Time)** – The date (and time) on which Qwest receives from the CLEC a complete and accurate local service request (LSR) or access service request (ASR) or retail order, subject to the following:

- For the following types of requests/orders, the application date (and time) is the start of the next business day:
  - (1) LSRs and ASRs received after 3:00PM MT for Designed Services and Local Number Portability (except non-designed, flow-through LNP).
  - (2) Retail orders received after 3:00 PM local time for Designed Services.
  - (3) LSRs received after 7:00PM MT for POTS Resale (Residence and Business), Non-Design Resale Centrex, non-designed UNE-P, Unbundled Loops, and non-designed, flow-through LNP.
  - (4) Retail orders for comparable non-designed services cannot be received after closing time, so the cutoff time is essentially the business office closing time.
- For all types of orders that are received from Friday at 7:00 PM MT through Sunday, or on holidays, and do not flow through, the application date (and time) is the next, non-weekend business day.

**Automatic Location Information (ALI)** – The feature of E911 that displays at the Public Safety Answering Point (PSAP) the street address of the calling telephone number. This feature requires a data storage and retrieval system for translating telephone numbers to the associated address. ALI may include Emergency Service Number (ESN), street address, room or floor, and names of the enforcement, fire and medical agencies with jurisdictional responsibility for the address. The Management System (E911) database is used to update the Automatic E911 Location Information databases.

**Bill Date** – the date shown at the top of the bill, representing the date on which Qwest begins to close the bill.

**Blocking** – condition on a telecommunications network where, due to a maintenance problem or an traffic volumes exceeding trunking capacity in a part of the network, some or all originating or terminating calls cannot reach their final destinations. Depending on the condition and the part of the network affected, the network may make subsequent attempts to complete the call or the call may be completely blocked. If the call is completely blocked, the calling party will have to re-initiate the call attempt.

**Business Day** – Workdays that Qwest is normally open for business. Business Day = Monday through Friday, excluding weekends and Qwest published Holidays including New Year's Day, Memorial Day, July 4<sup>th</sup>, Labor Day, Thanksgiving and Christmas. Individual measurement definitions may modify (typically expanding) this definition as described in the Notes section of the measurement definition.

**Cleared Trouble Report** – a trouble report for which the trouble has been cleared, meaning the customer is "back in service".

**Closed Trouble Report** – a trouble report that has been closed out from a maintenance center perspective, meaning the ticket is closed in the trouble reporting system following repair of the trouble.

**Code Activation (Opening)** – Process by which new NPA/NXXs (area code/prefix) is defined, through software translations to network databases and switches, in telephone networks. Code activation (openings) allow for new groups of telephone numbers (usually in blocks of 10,000) to be made available for assignment to an ILEC's or CLEC's customers, and for calls to those numbers to be passed between carriers.

**Common Channel Signaling System 7 (CCSS7)** – A network architecture used to for the exchange of signaling information between telecommunications nodes and networks on an out-of-band basis. Information exchanged provides for call set-up and supports services and features such as CLASS and database query and response.

**Common Transport** – Trunk groups between tandem and end office switches that are shared by more than one carrier, often including the traffic of both the ILEC and several CLECs.

**Completion** – The time in the order process when the service has been provisioned and service is available.

## Exhibit B DEFINITION OF TERMS (continued)

**Completion Notice** – A notification the ILEC provides to the CLEC to inform the CLEC that the requested service order activity is complete.

**Coordinated Customer Conversion Orders** that have a due date negotiated between the ILEC, the CLEC, and the customer so that work activities can be performed on a coordinated basis under the direction of the receiving carrier.

**Customer Requested Due Date** – A specific due date requested by the customer which is either shorter or longer than the standard interval or the interval offered by the ILEC.

**Customer Trouble Reports** – A report that the carrier providing the underlying service opens when notified that a customer has a problem with their service. Once resolved, the disposition of the trouble is changed to closed.

**Dedicated Transport** – A network facility reserved to the exclusive use of a single customer, carrier or pair of carriers used to exchange switched or special, local exchange, or exchange access traffic.

**Delayed Order** – An order which has been completed after the scheduled due date and/or time.

**Directory Assistance Database** – A database that contains subscriber records used to provide live or automated operator-assisted directory assistance. Including 411, 555-1212, NPA-555-1212.

**Directory Listings** – Subscriber information used for DA and/or telephone directory publishing, including name and telephone number, and optionally, the customer's address.

**DS-0** – Digital Service Level 0. Service provided at a digital signal speed commonly at 64 kbps, but occasionally at 56 kbps.

**DS-1** – Digital Service Level 1. Service provided at a digital signal speed of 1.544 Mbps.

**DS-3** – Digital Service Level 3. Service provided at a digital signal speed of 44.736 Mbps.

**Due Date** – The date provided on the Firm Order Confirmation (FOC) the ILEC sends the CLEC identifying the planned completion date for the order.

**End Office Switch** – A switch from which an end users' exchange services are directly connected and offered.

**Final Trunk Groups** – interconnection and interoffice trunk groups that do not overflow traffic to other trunk groups when busy.

**Firm Order Confirmation (FOC)** – Notice the ILEC sends to the CLEC to notify the CLEC that it has received the CLECs service request, created a service order, and assigned it a due date.

**Flow-Through** – The term used to describe whether a LSR electronically is passed from the OSS interface system to the ILEC legacy system to automatically create a service order. LSRs that do not flow through require manual intervention for the service order to be created in the ILEC legacy system.

**Interval Zone 1/Zone 2** – Interval Zone 1 areas are wire centers for which Qwest specifies shorter standard service intervals than for Interval Zone 2 areas.

**Installation** – The activity performed to activate a service.

**Installation Troubles** – A trouble, which is identified after service order activity and installation, has completed on a customer's line. It is likely attributable to the service activity (within a defined time period).

**Interconnection Trunks** – A network facility that is used to interconnect two switches generally of different local exchange carriers

**Inward Activity** – refers to an order for new or additional lines. Change order types for additional lines consist of all C orders with "I" and "T" action coded line USOCs that represent new or additional lines, including conversions from retail to CLEC and CLEC to CLEC.

**Jeopardy** – A condition experienced in the service provisioning process which results potentially in the inability of a carrier to meet the committed due date on a service order

**Jeopardy Notice** – The actual notice that the ILEC sends to the CLEC when a jeopardy has been identified.

**Lack of Facilities** – A shortage of cable facilities identified after a due date has been committed to a customer, including the CLEC. The facilities shortage may be identified during the inventory assignment process or during the service installation process, and typically triggers a jeopardy.



## Exhibit B DEFINITION OF TERMS (continued)

**Local Exchange Routing Guide (LERG)** – A Bellcore master file that is used by the telecom industry to identify NPA-NXX routing and homing information, as well as network element and equipment designations. The file also includes scheduled network changes associated with activity within the North American Numbering Plan (NANP).

**Local Exchange Traffic** – Traffic originated on the network of a LEC in a local calling area that terminates to another LEC in a local calling area.

**Local Number Portability (formerly defined under Permanent Number Portability and also known as – Long Term Number Portability)** – A network technology which allows end user customers to retain their telephone number when moving their service between local service providers. This technology does not employ remote call forwarding, but actually allows the customer's telephone number to be moved and redefined in the network of the new service provider. The activity to move the telephone number is called "porting."

**Local Service Request (LSR)** – transaction sent from the CLEC to the ILEC to order services or to request a change(s) be made to existing services.

**MSA/Non-MSA** – Metropolitan Statistical Area is a government defined geographic area with a population of 50,000 or greater. Non-Metropolitan Statistical Area is a government defined geographic area with population of less than 50,000. Qwest depicts MSA Non-MSA based on NPA NXX. Where a wire center is predominantly within an MSA, all lines are counted within the MSA.

**Mechanized Bill** – A bill that is delivered via electronic transmission.

**NXX, NXX Code or Central Office Code** – The three digit switch entity indicator that is defined by the "D", "E", and "F" digits of a 10-digit telephone number within the NANP. Each NXX Code contains 10,000 station numbers.

**Plain Old Telephone Service (POTS)** – Refers to basic 2-wire, non-complex analog residential and business services. Can include feature capabilities (e.g., CLASS features).

**Projects** – Service requests that exceed the line size and/or level of complexity which would allow for the use of standard ordering and provisioning processes. Generally, due dates for projects are negotiated, coordination of service installations/changes is required and automated provisioning may not be practical.

**Query Types** – Pre-ordering information that is available to a CLEC that is categorized according to standards issued by OBF and/or the FCC.

**Ready For Service (RFS)** – the status achieved in the installation of a collocation arrangement when all "operational" work has been completed. Operational work consists of the following as applicable to the particular type of collocation:

- Cage enclosure complete;
- DC power is active (including fuses available, BDFB [Battery Distribution Fuse Board] in place, and cables between the CLEC and power terminated);
- Primary AC outlet in place;
- Cable racking and circuit terminations are complete (e.g. fiber jumpers placed between the Outside Plant Fiber Distribution Panel and the Central Office Fiber Distribution Panel serving the CLEC). and
- The following items complete, subject to the CLEC having made required payments to Qwest (e.g., final payment): (If the required CLEC payments have not been made, the following items are not required for RFS):
  - Key turnover made available to CLEC.
  - APOT/CFA complete, as defined/required in the CLEC's interconnection agreement and
  - Basic telephone service and other services and facilities complete, if ordered by CLEC in time to be provided on the scheduled RFS date (per Qwest's published standard installation intervals for such telephone service).

**Ready for Service Date (RFS date)** – the due date assigned to a collocation order (typically determined by regulatory rulings, contract terms, or negotiations with CLEC) to indicate when collocation installation is scheduled to be ready for service, as defined above.

## Exhibit B DEFINITION OF TERMS (continued)

**Reject** – A status that can occur to a CLEC submitted local service request (LSR) when it does not meet certain criteria. There are two types of rejects: (1) syntax, which occur if required fields are not included in the LSR; and (2) content, which occur if invalid data is provided in a field. A rejected service request must be corrected and re-submitted before provisioning can begin.

**Repeat Report** – Any trouble report that is a second (or greater) report on the same telephone number/circuit ID and at the same premises address within 30 days. The original report can be any category, including excluded reports, and can carry any disposition code.

**Service Group Type** – The designation used to identify a category of similar services, .e.g., UNE loops.

**Service Order** – The work order created and distributed in ILECs systems and to ILEC work groups in response to a complete, valid local service request.

**Service Order Type** – The designation used to identify the major types of provisioning activities associated with a local service request.

**Standard Interval** – The interval that the ILEC publishes as a guideline for establishing due dates for provisioning a service request. Typically, due dates will not be assigned with intervals shorter than the standard. These intervals are specified by service type and type of service modification requested. ILECs publish these standard intervals in documents used by their own service representatives as well as ordering instructions provided to CLECs in the Qwest Standard Interval Guidelines.

**Subsequent Reports** – A trouble report that is taken in relation to a previously-reported trouble prior to the date and time the initial report has a status of “closed.”

**Tandem Switch** – Switch used to connect and switch trunk circuits between and among Central Office switches.

**Time to Restore** – The time interval from the receipt, by the ILEC, of a trouble report on a customer's service to the time service is fully restored to the customer.

**Unbundled Network Element – Platform (UNE-P)** – Combinations of network elements, including both new and conversions, involving POTS (i.e., basic services providing dialtone).

**Unbundled Loop** - The Unbundled Loop is a transmission path between a Qwest Central Office Distribution Frame, or equivalent, and the Loop Demarcation Point at an end user premises. Loop Demarcation Point is defined as the point where Qwest owned or controlled facilities cease, and CLEC, end user, owner or landlord ownership of facilities begins.

**Usage Data** – Data generated in network nodes to identify switched call data on a detailed or summarized basis. Usage data is used to create customer invoices for the calls.

## Exhibit B

### GLOSSARY OF ACRONYMS

<u>ACRONYM</u>	<u>DESCRIPTION</u>
ACD	Automatic Call Distributor
ADSL	Asymmetric Digital Subscriber Line
ALI	Automatic Line Information (for 911/E911 systems)
ASR	Service Request (processed via Exact system)
BRI	Basic Rate Interface (type of ISDN service)
CABS	Carrier Access Billing System
CKT	Circuit
CLEC	Competitive Local Exchange Carrier
CO	Central Office
CPE	Customer Premises Equipment
CRIS	Customer Record Information System
CSR	Customer Service Record
DA	Directory Assistance
DB	Decibel
DB	Database
DS0	Digital Service 0
DS1	Digital Service 1
DS3	Digital Service 3
E911 MS	E911 Management System
EAS	Extended Area Service
EB-TA	Electronic Bonding – Trouble Administration
EDI	Electronic Data Interchange
EELS	Enhanced Extended Links
ES	Emergency Services (for 911/E911)
FOC	Firm Order Confirmation
GUI	Graphical User Interface
HDSL	High-bit-rate Digital Subscriber Line
HICAP	High Capacity Digital Service
IEC	Interexchange Carrier
ILEC	Incumbent Local Exchange Carrier
INP	Interim Number Portability
IOF	Interoffice Facilities (refers to trunk facilities located between Qwest central offices)
ISDN	Integrated Services Digital Network
IMA	Interconnect Mediated Access
LATA	Local Access Transport Area
LERG	Local Exchange Routing Guide
LIDB	Line Identification Database
LIS	Local Interconnection Service Trunks
LNP	Long Term Number Portability
LSR	Local Service Request
N, T, C	Service Order Types -- N (new), T (to or transfer), C (change)
NANP	North American Numbering Plan
NDM	Network Data Mover
NPAC	Number Portability Administration Center
NXX	Telephone number prefix
OBF	Ordering and Billing Forum
OOS	Out of service (type of trouble condition)
OSS	Operations-al Support Systems
PBX	Private Branch Exchange

## Exhibit B

### GLOSSARY OF ACRONYMS (continued)

ACRONYM	DESCRIPTION
PON	Purchase Order Number
POTS	Plain Old Telephone Service
PRI	Primary Rate Interface (type of ISDN service)
RFS	Ready for Service (refers to collocation projects)
SOP	Service Order Processor
SOT	Service Order Type
SS7	Signaling System 7
STP	Signaling Transfer Point
TN	Telephone Number
UDIT	Unbundled Dedicated Interoffice Transport
UNE	Unbundled Network Element
UNE-P	Unbundled Network Element – Platform
VRU	Voice Response Unit
WFA	Work Force Administration
XDSL	(x) Digital Subscriber Line. (The “x” prefix refers to DSL generically. An “x” replaced by an “A” refers to Asymmetric DSL, and by an “H” refers to High-bit-rate DSL.)

<sup>1</sup> Graphical User Interface

**South Dakota Public Utilities Commission**  
**WEEKLY FILINGS**  
For the Period of October 2, 2003 through October 8, 2003

If you need a complete copy of a filing faxed, overnight expressed, or mailed to you, please contact Delaine Kolbo within five business days of this report. Phone: 605-773-3201

**CONSUMER COMPLAINTS**

**CT03-153** In the Matter of the Complaint filed by Myrt Liebig, Aberdeen, South Dakota, against S&S Communications/Alterna-Cell Regarding Loss of Long Distance Services.

Complainant states that she purchased a ten year pre-paid long distance service plan. Service was terminated after only four years of service. Complainant seeks to be reimbursed for one half of the original purchase price of the contract.

Staff Analyst: Jim Mehlhaff  
Staff Attorney: Kelly Frazier  
Date Docketed: 10/02/03  
Intervention deadline: N/A

**ELECTRIC**

**EL03-027** In the Matter of the Filing by Xcel Energy for Approval of its 2002 Economic Development Annual Report and 2003 Economic Development Plan.

On October 6, 2003, the Commission received a filing from Xcel Energy in accordance with Docket EL91-004 requesting: (1) approval of its 2002 economic development report; and (2) approval of its 2003 economic development budget.

Staff Analyst: Steve Wegman  
Staff Attorney: Kelly Frazier  
Date Docketed: 10/06/03  
Intervention Deadline: 10/24/03

**NATURAL GAS**

**NG03-005** In the Matter of the Filing by Montana-Dakota Utilities Co., a Division of MDU Resources Group, Inc. for Approval of an Extension of a Contract with Deviation with Merillat Corporation.

Application of Montana-Dakota Utilities Co. for approval of a contract with Deviations with Merillat Corporation. Merillat Corporation is currently served pursuant to a Contract with Deviations approved by the Commission in Docket NG98-002 which will expire on October 31, 2003. The new contract provides for service to continue to Merillat until October 31, 2004. Tariff revisions reflecting the new contract are included in the filing. Approval with less than 30 days notice was requested by Montana-Dakota.

Staff Analyst: Dave Jacobson

Staff Attorney: Karen Cremer  
Date Docketed: 10/07/03  
Intervention Deadline: 10/15/03

## TELECOMMUNICATIONS

### **TC03-184 In the Matter of the Filing by Qwest Corporation for Approval of its Statement of Generally Available Terms and Conditions.**

On October 1, 2003, Qwest Corporation filed an Updated Exhibit B to the Statement of Generally Available Terms and Conditions (SGAT). Qwest modified Exhibit B to include revised Performance Indicator Definition (PID) OP-5, New Service Quality. The modified PID was unanimously adopted by the Long Term PID Administration (LTPA) participants on August 6, 2003. Qwest requests that the Commission either approve the amended Exhibit B effective November 1, 2003, as agreed by the LTPA, or otherwise allow it to go into effect in accordance with 47 U.S.C. Section 252(f)(3). Qwest further requests that the Commission deem this revised Exhibit B to modify the SGAT and existing interconnection agreements that currently contain the PIDs as an exhibit. On October 3, 2003, Qwest Corporation filed an errata to the above filing. In its filing, due to a computer error, Qwest inadvertently left out three (3) pages of the OP-5 PID. With this filing, Qwest is providing the OP-5 PID in its entirety. Additionally, with this filing, Qwest is modifying the existing OP-3 PID, Installation Commitments Met, to reflect that there is no longer a different standard for the line-sharing measurement in Colorado.

Staff Analyst: Harlan Best  
Staff Attorney: Karen E. Cremer  
Date Docketed: 10/06/03  
Intervention Deadline: 10/24/03

**You may receive this listing and other PUC publications via our website or via internet e-mail.  
You may subscribe or unsubscribe to the PUC mailing lists at <http://www.state.sd.us/puc>**