

7/10-2021

KC/KS

TC02-072

DOCKET NO. _____

In the Matter of _____ IN THE MATTER OF THE
_____ ESTABLISHMENT OF SWITCHED
_____ ACCESS REVENUE REQUIREMENT
_____ FOR EAST PLAINS TELECOM, INC. _____

Public Utilities Commission of the State of South Dakota

DATE	MEMORANDA
6/20 02	Filed and Docketed;
6/27 02	Weekly Filings;
7/9 02	HS Communications' Petition to Intervene;
8/7 02	Order Granting Petition to Intervene; Order Assessing Filing Fee;
8/26 02	Notice of Appearance and Request for Service;
9/6 02	HS' Request for Access to Confidential Information;
11/26 02	Revised Cost Study;
7/11 03	Motion to Dismiss and Motion for ^{Second Discovery Request} Extension of Time to Respond to
7/24 03	Intervenor's Brief in Opposition to Motion to Dismiss and ^{Extension of Time} Motion for
8/8 03	Notice of Intent to Consider Motion as One for Summary Judgment, ^{Order Granting Motion for Reference} and Notice of Hearing;
8/14 03	Affidavit of Les S. Sumpton;
8/18 03	Response of Companies Named in Above Docket to Affidavit of Les S. Sumpton;
9/2 03	Revised Cost Study;
9/9 03	Final Decision and Order Granting Motion to Dismiss and ^{Notice of Entry} Summary Disposition;
9/23 03	Order Approving Revenue Requirement;
9/23 03	Docket Closed.

June 18, 2002

RECEIVED

JUN 20 2002

**SOUTH DAKOTA PUBLIC
 UTILITIES COMMISSION**

Ms. Debra Elofson
 Executive Director
 South Dakota Public Utilities Commission
 State of South Dakota
 500 East Capitol
 Pierre, SD 57501

Ref: SD 6238
 2001 Switched Access Filing

Dear Ms. Elofson:

On behalf of the East Plains Telecom, Inc. we have completed and are enclosing their 2001 Intrastate Switched Access Separations Study, pursuant to the rules established by the South Dakota Public Utilities Commission.

The following documentation is included in the study:

1. Five (5) copies of the PUC Summary Forms
2. One (1) original and four (4) copies of the Cost Study Certification Form
3. One (1) copy of the program disk

and three (3) copies of the following backup data (to be treated as proprietary information):

4. Audit Report as of 9/30/01 and 9/30/00
5. Summary Trial Balance (12/31/01 Book Balances including Audit Journal Entries)
6. Trial Balance Worksheet for Year Ending 12/31/01
7. Reclassification Entries, Known and Measurable Change Entries, Nonregulated Removal Worksheets, and Non-Operating Worksheets
8. Direct Assignment Worksheet
9. Known and Measurable Changes Detail
10. Account Code 6232, Circuit Equipment Expense
11. Account Code 6423.4, Buried Cable Expense
12. Account Code 6621, Traffic Expense
13. Account Code 6623, Customer Services Expense with Separations detail
14. Account Code 6710, Executive and Planning Expense
15. Account Code 6720, General and Administrative Expense
16. Land and Building Investment Worksheets
17. Central Office Equipment Worksheets
18. Outside Plant worksheets and Network Maps
19. Annual Traffic Worksheets

June 18, 2002

Page 2 of 2


- 20. Access Minutes of Use Summary by Month
- 21. Loop Study Worksheets
- 22. Circuit Mile Study Worksheet

In accordance with FCC Order 01-162 for rate of return carriers, this study is filed with a freeze of all allocation factors. The attached 2001 cost study frozen allocation factors were included in the company's last approved intrastate cost study.

The Intrastate Switched Access revenue requirement has been forwarded to the Local Exchange Carrier Association (LECA). The LECA Access Tariff, with which they concur, will include the East Plain Telecom, Inc. Intrastate revenue requirement in the development of the LECA Access Tariff rates.

If you have any questions or comments concerning the enclosed, please feel free to contact me at 605-995-2573.

Sincerely,
Martin Group, Inc.



Don Lee

DAB/bkk
enclosure: Summary Forms (5)
Program Disk (1)
Access Study Supporting Data (3)

cc: Don Snyders - Manager

CONFIDENTIAL



EAST PLAINS TELECOM

		Part 36									
***** FCC PART 69 *****		IntraLATA									
Apportionment Factors		Total									
(A)	(B)	(C)	(D)	(E)	(F)	(G)	(H)	(I)			
		Source	Common Line	Local Switching	Information	Common Transport	Billing and Collection	Other			
60	Interstate Equip. Factor	Direct	0.000000	0.000000	0.000000	0.000000	0.000000	0.000000	O.K.		
61	Wld. Std. Work Seconds	Direct	1.000000	0.000000	0.000000	0.000000	0.000000	0.000000	O.K.		
62	"BIG THREE" Expenses	O171	\$78,494	\$11,220	\$0	\$33,445	\$14,880	\$954		1	
64	Factor		1.000000	0.142937	0.000000	0.426080	0.189563	0.012159		0	
65	Net Investment	J13	\$795,433	\$129,957	\$0	\$348,491	\$0	\$12,831	O.K.		
67	Factor		1.000000	0.163379	0.000000	0.438115	0.000000	0.016131	O.K.		

EAST PLAINS TELECOM

***** FCC PART 69 *****										
Operating Expenses and Taxes										
	Part 36 IntraLATA Total	Apportion	Common Line	Local Switching	Information	Common Transport	Billing and Collection	Other		
(A)	(B)	(C)	(D)	(E)	(F)	(G)	(H)	(I)		
13	PLANT SPEC. OPER. EXPENSE:									
14										
15	Network Support, Alloc.	\$20	N37	\$8	\$3	\$0	\$8	\$0	\$0	O.K.
16	Network Support, Direct	0	Direct	0	0	0	0	0	0	O.K.
17										
18	Total Network Support Exp.	\$20		\$8	\$3	\$0	\$8	\$0	\$0	O.K.
19										
20	General Support, Alloc.	\$10,383	N30	\$992	\$2,657	\$0	\$6,476	\$0	\$258	O.K.
21	General Support, Direct	0	Direct	0	0	0	0	0	0	O.K.
22										
23	Total General Support Exp.	\$10,383		\$992	\$2,657	\$0	\$6,476	\$0	\$258	O.K.
24										
25	Central Office Eq., Alloc.	\$15,112	N31	\$2,264	\$6,064	\$0	\$6,702	\$0	\$82	O.K.
26	Central Office Eq., Direct	4,584	Direct	0	0	0	4,584	0	0	O.K.
27										
28	Total COE Exp.	\$19,696		\$2,264	\$6,064	\$0	\$11,286	\$0	\$82	O.K.
29										
30	Cust. Premises Equip.	\$0	L76	\$0	\$0	\$0	\$0	\$0	\$0	O.K.
31	Other IOT	0	N43	0	0	0	0	0	0	O.K.
32	IOT Direct	0	Direct	0	0	0	0	0	0	O.K.
33										
34	Total IOT Exp.	\$0		\$0	\$0	\$0	\$0	\$0	\$0	O.K.
35										
36	Cable & Wire, Alloc.	\$17,610	N33	\$11,154	\$0	\$0	\$6,075	\$0	\$381	O.K.
37	Cable & Wire, Direct	3,518	Direct	0	0	0	3,518	0	0	O.K.
38										
39	Total C&WF Exp.	\$21,128		\$11,154	\$0	\$0	\$9,593	\$0	\$381	O.K.
40										
41	TOTAL PLT. SPEC. OPER. EXP.	\$51,227		\$14,418	\$8,725	\$0	\$27,362	\$0	\$721	O.K.
42										
43	TOTAL PLT. SPEC., ex SUPPORT	\$40,824		\$13,418	\$6,064	\$0	\$20,878	\$0	\$463	O.K.

EAST PLAINS TELECOM

***** FCC PART 69 ***** Operating Expenses and Taxes		Part 36 IntraLATA Total	Apportion	Common Line	Local Switching	Information	Common Transport	Billing and Collection	Other	
(A)	(B)	(C)	(D)	(E)	(F)	(G)	(H)	(I)		
57	NON-SPECIFIC OPER. EXP.:									
58										
59	Oth. Plt. and Equip., Alloc.	\$239	N18	\$106	\$38	\$0	\$92	\$0	\$4	O.K.
60	Oth. Plt. and Equip., Direct	0	Direct	0	0	0	0	0	0	O.K.
61										
62	Total Oth. Plt. & Equip.	\$239		\$106	\$38	\$0	\$92	\$0	\$4	O.K.
63										
64	Network Operations, Alloc.	\$7,094	N18	\$3,148	\$1,117	\$0	\$2,721	\$0	\$108	O.K.
65	Network Operations, Direct	0	Direct	0	0	0	0	0	0	O.K.
66										
67	Total Network Oper. Exp.	\$7,094		\$3,148	\$1,117	\$0	\$2,721	\$0	\$108	O.K.
68										
69	Total Access Expenses	\$0	Direct	\$0	\$0	\$0	\$0	\$0	\$0	O.K.
70										
71	Depr., Support Assets	\$7,458	L23	\$713	\$1,909	\$0	\$4,652	\$0	\$185	O.K.
72	Depr., COE Switching	30,767	L44	0	26,043	0	4,724	0	0	O.K.
73	Depr., COE Operator	0	L32	0	0	0	0	0	0	O.K.
74	Depr., COE Transmission	10,201	L68	2,906	0	0	7,190	0	105	O.K.
75	Depr., IOT Equipment	0	L78	0	0	0	0	0	0	O.K.
76	Depr., C&W Facilities	38,928	L117	24,657	0	0	13,429	0	842	O.K.
77	Depr., PHFU	0	L147	0	0	0	0	0	0	O.K.
78										
79	Total Depreciation Expense	\$87,354		\$28,276	\$27,951	\$0	\$29,994	\$0	\$1,133	O.K.
80										
81	Amort., Tangible Assets	\$0	L141	\$0	\$0	\$0	\$0	\$0	\$0	O.K.
82	Amort., Intangible Assets	0	L144	0	0	0	0	0	0	O.K.
83	Other Amortization	0	Direct	0	0	0	0	0	0	O.K.
84	Direct Assigned Amort.	0	Direct	0	0	0	0	0	0	O.K.
85										
86	Total Amortization Exp.	\$0		\$0	\$0	\$0	\$0	\$0	\$0	O.K.
87										
88	Total Depr. and Amort.	\$87,354		\$28,276	\$27,951	\$0	\$29,994	\$0	\$1,133	O.K.
89										
90	TOTAL NON-SPEC. OPER. EXP.	\$94,688		\$31,530	\$29,105	\$0	\$32,808	\$0	\$1,245	O.K.

EAST PLAINS TELECOM

***** FCC PART 69 ***** Operating Expenses and Taxes		Part 36 IntraLATA Total	Apportion	Common Line	Local Switching	Information	Common Transport	Billing and Collection	Other	
(A)	(B)	(C)	(D)	(E)	(F)	(G)	(H)	(I)		
104	CUSTOMER OPERATIONS EXPENSE:									
105										
106	Marketing, Allocable	\$250	N37	\$101	\$42	\$0	\$103	\$0	\$4	O.K.
107	Marketing, Direct	0	Direct	0	0	0	0	0	0	O.K.
108										
109	Total Marketing Expense	\$250		\$101	\$42	\$0	\$103	\$0	\$4	O.K.
110										
111	Operator Service, Alloc.	\$0	N61	\$0	\$0	\$0	\$0	\$0	\$0	O.K.
112	Operator Service, Direct	0	Direct	0	0	0	0	0	0	O.K.
113										
114	Total Operator Service	\$0		\$0	\$0	\$0	\$0	\$0	\$0	O.K.
115										
116	Classified Directory	\$0	Direct	\$0	\$0	\$0	\$0	\$0	\$0	O.K.
117	Alphabetical Directory	0	(F)	0	0	0	0	0	0	O.K.
118	Foreign Directory	0	Direct	0	0	0	0	0	0	O.K.
119										
120	Total Directory	\$0		\$0	\$0	\$0	\$0	\$0	\$0	O.K.
121										
122	Bus. Ofc., EU Presubscription	539	N40	\$221	\$92	\$0	\$225	\$0	\$0	O.K.
123	Bus. Ofc., Reserved	0	(I)	0	0	0	0	0	0	O.K.
124	Bus. Ofc., EU Access PL & All Other	0	(H)	0	0	0	0	0	0	O.K.
125	Bus. Ofc., EU Message	3,744	(H)	0	0	0	0	3,744	0	O.K.
126	Bus. Ofc., EU Reserved	0	(I)	0	0	0	0	0	0	O.K.
127	Bus. Ofc., IX Special Access	0	(I)	0	0	0	0	0	0	O.K.
128	Bus. Ofc., IX Switched Access	0	N40	0	0	0	0	0	0	O.K.
129	Bus. Ofc., IX Billing and Collection	0	(H)	0	0	0	0	0	0	O.K.
130	Bus. Ofc., Coin Collection & Administr.	0	(D)	0	0	0	0	0	0	O.K.
131	Bus. Ofc., Reserved	0	(I)	0	0	0	0	0	0	O.K.
132										
133	Total Business Office	\$4,282		\$221	\$92	\$0	\$225	\$3,744	\$0	O.K.
134										
135	Cust. Serv., Msg. Process	\$2,439	(H)	0	0	0	0	2,439	0	O.K.
136	Cust. Serv., Other B&C	8,697	(H)	0	0	0	0	8,697	0	O.K.
137	Cust. Serv., CABS	4,266	N21	0	1,207	0	2,941	0	117	O.K.
138	Cust. Serv., EU Common Line	0	(H)	0	0	0	0	0	0	O.K.
139										
140	Total Customer Service	\$15,402		\$0	\$1,207	\$0	\$2,941	\$11,136	\$117	O.K.
141										
142	Total BO, CS, OS, Dir.	\$19,684		\$221	\$1,299	\$0	\$3,166	\$14,880	\$117	O.K.

EAST PLAINS TELECOM

***** FCC PART 69 *****		Part 36		Common Line	Local Switching	Information	Common Transport	Billing and Collection	Other	
Operating Expenses and Taxes		IntraLATA Total	Apportion							
(A)	(B)	(C)	(D)	(E)	(F)	(G)	(H)	(I)		
158	Other Cust. Serv., Alloc.	\$0	142	\$0	\$0	\$0	\$0	\$0	\$0	O.K.
159	Other Cust. Serv., Direct	0	Direct	0	0	0	0	0	0	O.K.
160										
161	Total Other Cust. Serv.	\$0		\$0	\$0	\$0	\$0	\$0	\$0	O.K.
162										
163	TOTAL CUSTOMER OPER. EXP.	\$19,934		\$322	\$1,341	\$0	\$3,269	\$14,880	\$121	O.K.
164										
165	"BIG-THREE" EXPENSES:									
166										
167	Total Plt. Specific Exp.	\$51,227	41	\$14,418	\$8,725	\$0	\$27,362	\$0	\$721	O.K.
168	Total Plt Non-specific Exp.	7,334	62 + 67 +69	3,254	1,154	0	2,813	0	112	O.K.
169	Total Customer Operations	19,934	163	322	1,341	0	3,269	14,880	121	O.K.
170										
171	TOTAL "BIG THREE" EXPENSES	\$78,494		\$17,994	\$11,220	\$0	\$33,445	\$14,880	\$954	
172										
173	CORPORATE OPERATIONS EXPENSE:									
174										
175	Exec. and Planning, Alloc.	\$924	N64	\$212	\$132	\$0	\$394	\$175	\$11	O.K.
176	Exec. and Planning, Direct	0	Direct	0	0	0	0	0	0	O.K.
177										
178	Total Exec. and Planning	\$924		\$212	\$132	\$0	\$394	\$175	\$11	O.K.
179										
180	Admin. & General, Allocable	\$28,800	N64	\$6,602	\$4,117	\$0	\$12,271	\$5,459	\$350	O.K.
181	Admin. & General, Direct	49,755	Direct	14,289	8,909	0	26,557	0	0	O.K.
182										
183	Total Admin. and Gen.	\$78,555		\$20,891	\$13,026	\$0	\$38,828	\$5,459	\$350	O.K.
184										
185	TOTAL CORPORATE OPERATIONS	\$79,479		\$21,103	\$13,158	\$0	\$39,222	\$5,635	\$361	O.K.
186										
187	NON-INCOME TAXES:									
188										
189	Non-income Taxes, Allocable	\$0	N37	\$0	\$0	\$0	\$0	\$0	\$0	O.K.
190	Non-income Taxes, Direct	2,130	Direct	875	365	0	890	0	0	O.K.
191										O.K.
192										
193	Total Non-income Taxes	\$2,130		\$875	\$365	\$0	\$890	\$0	\$0	O.K.
194										
195	TOTAL OPER. EXP. AND TAXES	\$247,457		\$68,249	\$52,694	\$0	\$103,551	\$20,514	\$2,448	O.K.

SOUTH DAKOTA PUC INTRASTATE ACCESS COST MODEL

COMPANY NAME EAST PLAINS TELECOM
 PERIOD ADDRESSED ENDING DECEMBER 31, 2001
 RUN DATE AND TIME 09-Jun-2002 11:57:41 AM

NOTES: SEE SHEET "G" TO INPUT PART 36 ALLOCATION FACTORS.

		Intrastate										
		TOTAL COMPANY	Source/ Allocater	Interstate and Other	Message Telephone Service		Private Line		TOTAL INTRASTATE			
***** FCC PART 36 *****					InterLATA	IntraLATA	InterLATA	IntraLATA				
(A)	(B)	(C)	(D)	(E)	(F)	(G)	(H)	(I)				
PLANT INVESTMENT DETAIL:												
21	Land, Allocable	27,796	---	---	---	---	---	---	---	---	---	---
22	Land, Direct	0	---	0	0	0	0	0	0	0	0	0
23	Motor Vehicles	35,579	---	---	---	---	---	---	---	---	---	---
24	Aircraft	0	---	---	---	---	---	---	---	---	---	---
25	Special Purpose Vehicles	38,608	---	---	---	---	---	---	---	---	---	---
26	Garage Work Equipment	0	---	---	---	---	---	---	---	---	---	---
27	Other Work Equipment	6,200	---	---	---	---	---	---	---	---	---	---
28	Buildings, Allocable	381,897	---	---	---	---	---	---	---	---	---	---
29	Buildings, Direct	0	---	0	0	0	0	0	0	0	0	0
30	Furniture	395	---	---	---	---	---	---	---	---	---	---
31	Office Equipment	65,464	---	---	---	---	---	---	---	---	---	---
32	General Purpose Computers	0	---	---	---	---	---	---	---	---	---	---
33	CAT 1 Oper. Sys., TSPS	0	---	---	---	---	---	---	---	---	---	---
34	CAT 1 Oper. Sys., Other TSPS	0	---	---	---	---	---	---	---	---	---	---
35	CAT 1 Oper. Sys., Aux. Pos.	0	---	---	---	---	---	---	---	---	---	---
36	CAT 1 Oper. Sys., Other	0	---	0	0	0	0	0	0	0	0	0
37	CAT 2 Tandem Sw. Allocable	120,264	---	---	---	---	---	---	---	---	---	---
38	CAT 2 Tandem Sw. Direct	0	---	0	0	0	0	0	0	0	0	0
39	CAT 3 Local Sw. Allocable	933,738	---	---	---	---	---	---	---	---	---	---
40	CAT 3 Local Sw. Direct	0	---	0	0	0	0	0	0	0	0	0
41	CAT 4.12 Exchange Trunk	230,221	---	---	---	---	---	---	---	---	---	---
42	CAT 4.12 Exch. Tr. Direct	0	---	0	0	0	0	0	0	0	0	0
43	CAT 4.13 Exch. Ln. Msg., PL & WATS	268,778	---	---	---	---	---	---	---	---	---	---
44	Reserved	0	---	---	---	---	---	---	---	---	---	---
45	CAT 4.13 Direct	0	---	0	0	0	0	0	0	0	0	0
46	CAT 4.23 Message, PL & WATS	344,954	---	---	---	---	---	---	---	---	---	---
47	Reserved	0	---	---	---	---	---	---	---	---	---	---
48	CAT 4.23 Direct	3,760	---	3,539	0	0	0	0	221	221	221	221
49	CAT 4.3 H/R Message	0	---	---	---	---	---	---	---	---	---	---
50	CAT 4.3 WATS	0	---	0	0	0	0	0	0	0	0	0
51	CAT 4.3 Direct	0	---	0	0	0	0	0	0	0	0	0
52	CAT 1 Other IOT Equipment	0	---	---	---	---	---	---	---	---	---	---
53	CAT 1 Coinless Pay Phones	0	---	0	0	0	0	0	0	0	0	0

SOUTH DAKOTA PUC INTRASTATE ACCESS COST MODEL

EAST PLAINS TELECOM
ENDING DECEMBER 31, 2001

***** FCC PART 36 *****		TOTAL COMPANY	Source/ Allocator	Intrastate							
				Interstate and Other	Message Telephone Service		Private Line		TOTAL INTRASTATE		
					InterLATA	IntraLATA	InterLATA	IntraLATA			
(A)	(B)	(C)	(D)	(E)	(F)	(G)	(H)	(I)			
70 CAT 2 CP Equipment	0	---	0	0	0	0	0	0			
71 Reserved	0	---	---	---	---	---	---	---			
72 Reserved	0	---	---	---	---	---	---	---			
73 CAT 1.3 Joint Msg., Cat. 1.1 & 1.2 PL	1,760,785	---	---	---	---	---	---	---			
74 Other CAT 1 C&WF	0	---	0	0	0	0	0	0			
75 CAT 2 C&WF	164,732	---	---	---	---	---	---	---			
76 CAT 2 C&WF, Wideband	0	---	0	0	0	0	0	0			
77 CAT 3 Joint Message & PL/WATS	498,793	---	---	---	---	---	---	---			
78 Reserved	0	---	---	---	---	---	---	---			
79 CAT 3 Direct	2,993	---	2,466	0	0	0	527	527			
80 CAT 4 Message	0	---	---	---	---	---	---	---			
81 CAT 4 WATS	0	---	0	0	0	0	0	0			
82 CAT 4 Direct	0	---	0	0	0	0	0	0			
83 Allocable Support Leases	0	---	---	---	---	---	---	---			
84 Direct Support Leases	0	---	0	0	0	0	0	0			
85 COE Operator	0	---	---	---	---	---	---	---			
86 COE Tandem Switch	0	---	---	---	---	---	---	---			
87 COE Local Switch	0	---	---	---	---	---	---	---			
88 COE Transmission	0	---	---	---	---	---	---	---			
89 COE Direct	0	---	0	0	0	0	0	0			
90 IOT Leases	0	---	0	0	0	0	0	0			
91 C&WF Leases	0	---	0	0	0	0	0	0			
92 Leasehold Imp. Land etc.	0	---	---	---	---	---	---	---			
93 Leasehold Imp. COE Switching	0	---	---	---	---	---	---	---			
94 Leasehold Imp. COE Operator	0	---	---	---	---	---	---	---			
95 Leasehold Imp. COE Trans.	0	---	---	---	---	---	---	---			
96 Leasehold Imp. IOT	0	---	0	0	0	0	0	0			
97 Leasehold Imp. C&WF	0	---	0	0	0	0	0	0			
98 Leasehold Imp. Other	0	---	0	0	0	0	0	0			
99 Allocable Acct. No. 2690	43,142	---	---	---	---	---	---	---			
100 Direct Acct. No. 2690	0	---	0	0	0	0	0	0			
101 Materials and Supplies	0	---	---	---	---	---	---	---			
102 RTB Stock	0	---	---	---	---	---	---	---			
103 Tele. Plt. Adjust. - Alloc.	0	---	---	---	---	---	---	---			
104 Tele. Plt. Adjust. - Direct	0	---	0	0	0	0	0	0			
105 Other Assets, Net	0	---	0	0	0	0	0	0			
106 Other Liab., Def. Cr., Net	0	---	0	0	0	0	0	0			

SOUTH DAKOTA PUC INTRASTATE ACCESS COST MODEL
 EAST PLAINS TELECOM
 ENDING DECEMBER 31, 2001

(A)	TOTAL COMPANY	(B)	Source/ Allocator	(C)	Intrastate			Private Line			TOTAL INTRASTATE	
					InterLATA	InterLATA	IntraLATA	InterLATA	IntraLATA	IntraLATA		(I)
..... FCC PART 36												
123 TPUC -- Short Term, Alloc.	0											0
124 TPUC -- Short Term, Direct	0											0
125 TPUC -- Long Term, Alloc.	301,418											0
126 TPUC -- Long Term, Direct	0											0
127 RESERVES AND DEFERRALS:												
128 Acc. Depr. Support Assets	180,932											
129 Acc. Depr. COE Switching	523,644											
130 Acc. Depr. COE Operator	0											
131 Acc. Depr. COE Transmission	229,000											
132 Acc. Depr. IOT Equipment	0											
133 Acc. Depr. Cable and Wire Facilities	1,259,302											0
134 Acc. Depr. Other Plant	0											0
135 Accum. Amort., Tangible Inv.	0											0
136 Accum. Amort., Intang. Inv.	0											0
137 Accum. Amort., Other	0											0
138 Acc. Def. IT Support Assets	0											
139 Acc. Def. IT COE Switching	0											
140 Acc. Def. IT COE Operator	0											
141 Acc. Def. IT COE Trans.	0											
142 Acc. Def. IT IOT Equipment	0											
143 Acc. Def. IT C&WF	0											0
144 Acc. Def. IT Unclassified	0											0
145												
146												
147 OPERATING EXPENSES AND TAXES:												
148 Network Support, Alloc.	76											0
149 Network Support, Direct	0											0
150 General Support, Alloc.	40,118											0
151 General Support, Direct	0											0
152 Central Office Eq., Alloc.	65,399											4,584
153 Central Office Eq., Direct	9,708								4,584			0
154 Cust. Premises Equip.	0											0
155 Coinless Pay Phone Exp.	0											0
156 Other IOT	0											0
157 IOT Direct	0											0
158 Cable & Wire, Alloc.	62,771											3,518
159 Cable & Wire, Direct	7,470								3,518			0

SOUTH DAKOTA PUC INTRASTATE ACCESS COST MODEL

EAST PLAINS TELECOM
ENDING DECEMBER 31, 2001

		Intrastate							
		TOTAL COMPANY	Source/ Allocator	Interstate and Other	Message Telephone Service		Private Line		TOTAL INTRASTATE
***** FCC PART 36 *****					InterLATA	IntraLATA	InterLATA	IntraLATA	
(A)	(B)	(C)	(D)	(E)	(F)	(G)	(H)	(I)	
176	Oth. Plt. and Equip., Alloc.	925	---	---	---	---	---	---	---
177	Oth. Plt. and Equip., Direct	0	---	0	0	0	0	0	0
178	Network Operations, Alloc.	27,411	---	---	---	---	---	---	---
179	Network Operations, Direct	0	---	0	0	0	0	0	0
180	Total Access Expense	102,223	---	102,223	0	0	0	0	0
181	Depr., Support Assets	28,817	---	---	---	---	---	---	---
182	Depr., COE Switching	155,659	---	---	---	---	---	---	---
183	Depr., COE Operator	0	---	---	---	---	---	---	---
184	Depr., COE Transmission	37,418	---	---	---	---	---	---	---
185	Depr., IOT Equipment	0	---	---	---	---	---	---	---
186	Depr., C&W Facilities	138,760	---	---	---	---	---	---	---
187	Amort., Tangible Assets	0	---	---	---	---	---	---	---
188	Amort., Intangible Assets	0	---	---	---	---	---	---	---
189	Other Amortization	0	---	0	0	0	0	0	0
190	Direct Assigned Amort.	0	---	0	0	0	0	0	0
191	Marketing, Allocable	759	---	---	---	---	---	---	---
192	Marketing, Direct	0	---	0	0	0	0	0	0
193	Operator Service, Alloc.	0	---	---	---	---	---	---	---
194	Operator Service, Direct	0	---	0	0	0	0	0	0
195	Classified Directory	0	---	0	0	0	0	0	0
196	Alphabetical Directory	0	---	---	---	---	---	---	---
197	Foreign Directory	0	---	---	---	---	---	---	---
198	Bus. Ofc., EU Presubscription	1,077	---	---	---	---	---	---	---
199	Bus. Ofc., EU MTS & WATS	8,527	---	---	---	---	---	---	---
200	Bus. Ofc., EU Access, P/L & all Other	20,679	---	---	---	---	---	---	---
201	Bus. Ofc., IXC Special Access	0	---	---	---	---	---	---	---
202	Bus. Ofc., IXC Switched Access	0	---	---	---	---	---	---	---
203	Bus. Ofc., IXC B & C Services	0	---	---	---	---	---	---	---
204	Coin Collect & Admin.	1,978	---	---	---	---	---	---	---
205	Cust. Svc., Direct	0	---	0	0	0	0	0	0
206	Cust. Serv., Msg. Process	3,415	---	---	---	---	---	---	---
207	Cust. Serv., Other B&C	26,890	---	---	---	---	---	---	---
208	Cust. Serv., CABS	8,531	---	---	---	---	---	---	---
209	Cust. Serv., EU Common Line	1,415	---	1,415	0	0	0	0	0
210	Other Cust. Serv., Alloc.	0	---	---	---	---	---	---	---
211	Other Cust. Serv., Direct	66	---	66	0	0	0	0	0
212	Exec. and Planning, Alloc.	3,353	---	---	---	---	---	---	---
213	Exec. and Planning, Direct	0	---	0	0	0	0	0	0

SOUTH DAKOTA PUC INTRASTATE ACCESS COST MODEL
 EAST PLAINS TELECOM
 ENDING DECEMBER 31, 2001

	Intrastate													
	TOTAL COMPANY	Message Telephone Service					Private Line				TOTAL INTRASTATE			
		(A)	(B)	(C)	(D)	(E)	(F)	(G)	(H)	(I)				
***** FCC PART 36 *****														
230 Admin. & General, Allocable		104,456												
231 Admin. & General, Direct		57,504		7,749	0	49,755	0	0	0	0	0	0	49,755	
232 Non-income Taxes, Allocable		0												
233 Non-income Taxes, Direct		2,250		120	0	2,130	0	0	0	0	0	0	2,130	
234														
235 OTHER INCOME STATEMENT:														
236 State Income Tax Rate		0.00%												
237 Federal Income Tax Rate		34.00%												
238 Gross Receipts Tax Rate		5.00%												
239 Rate of Return		10.00%												
240 AFUDC		0												
241 ITC Amortization		0												
242 Other Return Adjustments		0		0	0	0	0	0	0	0	0	0	0	
243 Contributions		0												
244 Interest Expense		143,491												
245 Capital Lease Expense		0												
246 Capitalized Payroll taxes		0												
247 Depreciation Adjustment		0												
248 Other Income Adjustments		0												
249 Uncollectibles		6,739		6,485	0	254	0	0	0	0	0	0	254	
250 Other Revenue Adjustments		0		0	0	0	0	0	0	0	0	0	0	
251 Other Revenue Taxes		0		0	0	0	0	0	0	0	0	0	0	
252														

SOUTH DAKOTA PUC INTRASTATE ACCESS COST MODEL

EAST PLAINS TELECOM
ENDING DECEMBER 31, 2001

***** FCC PART 36 *****		TOTAL COMPANY	Source/ Allocator	Other	Interstate		Intrastate		TOTAL INTRASTATE
					InterLATA	IntraLATA	InterLATA	IntraLATA	
(A)	(B)	(C)	(D)	(E)	(F)	(G)	(H)	(I)	
271 Working Loops	1,240	---	15	0	0	0	10	10	
272 Equivalent Interexchange Cct. Miles	4,117	---	0	0	0	0	0	0	
273 Interexchange Circuit Terminations	173	---	0	0	0	0	0	0	

EAST PLAINS TELECOM

***** FCC PART 69 ***** IntraLATA Investment Summary		Part 36 IntraLATA Total	Source	Common Line	Local Switching	Information	Common Transport	Billing and Collection	Other	
(A)	(B)	(C)	(D)	(E)	(F)	(G)	(H)	(I)		
13 Land and Support Assets	\$143,883	L25	\$13,748	\$36,821	\$0	\$89,741	\$0	\$3,574	O.K.	
14										
15 Central Office Equipment	\$439,442	L70	\$65,840	\$176,340	\$0	\$194,873	\$0	\$2,389	O.K.	
16 Info. Term./Orig. Equipment	0	L78	0	0	0	0	0	0	O.K.	
17 Cable and Wire Facilities	680,956	L117	431,321	0	0	234,908	0	14,727	O.K.	
18										
19 Total COE, IOT, C&WF	\$1,120,398		\$497,161	\$176,340	\$0	\$429,782	\$0	\$17,115	O.K.	
20										
21 Total Tangible Assets	\$0	L141	\$0	\$0	\$0	\$0	\$0	\$0	O.K.	
22										
23 Total Tele. Plt. ex Intang.	\$1,264,281		\$510,909	\$213,161	\$0	\$519,522	\$0	\$20,689	O.K.	
24 Total Intangible Assets	11,166	L144	4,512	1,883	0	4,588	0	183	O.K.	
25										
26 Total Plant In Service	\$1,275,447		\$515,421	\$215,044	\$0	\$524,111	\$0	\$20,872	O.K.	
27 Total Plt. Held Future Use	0	L147	0	0	0	0	0	0	O.K.	
28 Total ST PUC	0	L163	0	0	0	0	0	0	O.K.	
29 Total LT PUC	78,010	L164	31,525	13,153	0	32,056	0	1,277	O.K.	
30 Total Tel. Plt. Adjust.	0	L169	0	0	0	0	0	0	O.K.	
31										
32 TOTAL TELEPHONE PLANT	\$1,353,457		\$546,946	\$228,196	\$0	\$556,167	\$0	\$22,149	O.K.	
33										
34 less:										
35 Accum. Depr., Plt. in Serv.	566,045	M23	246,033	99,592	0	210,972	0	9,449	O.K.	
36 Accum. Depr. PHFU	0	M27	0	0	0	0	0	0	O.K.	
37 Accum. Amort. Tangible Plt.	0	M26	0	0	0	0	0	0	O.K.	
38 Accum. Amort. Intangibles	0	M29	0	0	0	0	0	0	O.K.	
39 Accum. Amort. Other	0	M30	0	0	0	0	0	0	O.K.	
40 Accum. Def. Inc. Taxes, Net	0	M47	0	0	0	0	0	0	O.K.	
41										
42 plus:										
43 Other Assets	0	Direct	0	0	0	0	0	0	O.K.	
44										
45 NET TELEPHONE PLANT	\$787,412		\$300,913	\$128,604	\$0	\$345,195	\$0	\$12,700	O.K.	
46 plus:										
47 Class B RTB Stock	0	L171	0	0	0	0	0	0	O.K.	
48 Materials and Supplies	0	L173	0	0	0	0	0	0	O.K.	
49 Cash Working Capital	8,021	L175	3,241	1,352	0	3,296	0	131	O.K.	
50 Equal Access Investment	0	L177	0	0	0	0	0	0	O.K.	
51										
52 NET INVESTMENT	\$795,433		\$304,154	\$129,957	\$0	\$348,491	\$0	\$12,831	O.K.	
53										

EAST PLAINS TELECOM

***** FCC PART 69 *****										
IntraLATA Investment										
Detail										
	Part 36	Source or	Common	Local	Information	Common	Billing and	Other		
	IntraLATA	Apportion	Line	Switching		Transport	Collection			
(A)	Total	(C)	(D)	(E)	(F)	(G)	(H)	(I)		
13	LAND AND SUPPORT ASSETS:									
14										
15	Land Assets, Message	\$7,084	N28	677	1,813	0	4,418	0	176	O.K.
16	Land Assets, Private Line	110	N28	11	28	0	69	0	3	O.K.
17										
18	Total Land Assets	\$7,194		\$687	\$1,841	\$0	\$4,487	\$0	\$179	O.K.
19										
20	Support Assets, Message	\$134,601	N28	\$12,861	\$34,446	\$0	\$83,952	\$0	\$3,343	O.K.
21	Support Assets, Private Line	2,088	N28	200	534	0	1,302	0	52	O.K.
22										
23	Total Support Assets	\$136,689		\$13,060	\$34,980	\$0	\$85,254	\$0	\$3,395	O.K.
24										
25	Total Land and Supp. Assets	\$143,883		\$13,748	\$36,821	\$0	\$89,741	\$0	\$3,574	O.K.
26										
27	CENTRAL OFFICE EQUIPMENT:									
28										
29	Operator Sys., DA	\$0	(F)	0	0	0	0	0	0	O.K.
30	Operator Sys., Other	0	(I)	0	0	0	0	0	0	O.K.
31										
32	Total Operator Systems	\$0		\$0	\$0	\$0	\$0	\$0	\$0	O.K.
33										
34	Tandem Switching	\$31,988	(G)	\$0	\$0	\$0	\$31,988	\$0	\$0	O.K.
35	Tandem Assigned	0	Direct	0	0	0	0	0	0	O.K.
36										
37	Total Tandem Switching	\$31,988		\$0	\$0	\$0	\$31,988	\$0	\$0	O.K.
38										
39	Local Switching	\$176,340	(E)	\$0	\$176,340	\$0	\$0	\$0	\$0	O.K.
40	Local Assigned	0	Direct	0	0	0	0	0	0	O.K.
41										
42	Total Local Switching	\$176,340		\$0	\$176,340	\$0	\$0	\$0	\$0	O.K.
43										
44	Total Switching	\$208,328		\$0	\$176,340	\$0	\$31,988	\$0	\$0	O.K.

EAST PLAINS TELECOM

***** FCC PART 69 ***** IntraLATA Investment Detail		Part 36 IntraLATA Total	Source or Apportion	Common Line	Local Switching	Information	Common Transport	Billing and Collection	Other	
(A)	(B)	(C)	(D)	(E)	(F)	(G)	(H)	(I)		
58	COE Exch. Trunk	\$0	Direct	\$0	\$0	\$0	\$0	\$0	\$0	O.K.
59	COE Exch. Line - Message	65,840	(D)	65,840	0	0	0	0	0	O.K.
60	COE Exch. Line - PL etc.	2,168	(I)	0	0	0	0	0	2,168	O.K.
61	COE Exch. Line - Assigned	0	Direct	0	0	0	0	0	0	O.K.
62	COE Interexchange, Message	162,886	(G)	0	0	0	162,886	0	0	O.K.
63	COE Interexchange, PL	0	(I)	0	0	0	0	0	0	O.K.
64	COE Interexchange, Assigned	221	(G)	0	0	0	0	0	221	O.K.
65	COE H/R Message	0	(G)	0	0	0	0	0	0	O.K.
66	COE H/R Assigned	0	Direct	0	0	0	0	0	0	O.K.
67										
68	Total COE Transmission	\$231,114		\$65,840	\$0	\$0	\$162,886	\$0	\$2,389	O.K.
69										
70	Total Central Office Equip.	\$439,442		\$65,840	\$176,340	\$0	\$194,873	\$0	\$2,389	O.K.
71										
72	IOT EQUIPMENT:									
73										
74	Public Telephone	\$0	N43	\$0	\$0	\$0	\$0	\$0	\$0	O.K.
75	Coinless Pay Phone	0	(D)	0	0	0	0	0	0	O.K.
76	Customer Premises Equipment	0	N60	0	0	0	0	0	0	O.K.
77										
78	Total IOT Equipment	\$0		\$0	\$0	\$0	\$0	\$0	\$0	O.K.
79										
80	CABLE AND WIRE FACILITIES:									
81										
82	Exchange PL and WATS	\$14,200	(I)	\$0	\$0	\$0	\$0	\$0	\$14,200	O.K.
83	Exchange Message	431,321	(D)	431,321	0	0	0	0	0	O.K.
84	Exchange Assigned	0	Direct	0	0	0	0	0	0	O.K.
85										
86	Total Exchange Line C&WF	\$445,521		\$431,321	\$0	\$0	\$0	\$0	\$14,200	O.K.
87										
88	Exchange Trunk, Message	\$0	Direct	\$0	\$0	\$0	\$0	\$0	\$0	O.K.
89	Exchange Trunk, PL	0	Direct	0	0	0	0	0	0	O.K.
90										
91	Total Exchange Trunk C&WF	\$0		\$0	\$0	\$0	\$0	\$0	\$0	O.K.
92										
93	Interexchange Message	\$234,908	(G)	\$0	\$0	\$0	\$234,908	\$0	\$0	O.K.
94	Interexchange PL, WATS	0	(I)	0	0	0	0	0	0	O.K.
95	Interexchange Assigned	527	(G)	0	0	0	0	0	527	O.K.
96										
97	Total Interexchange C&WF	\$235,435		\$0	\$0	\$0	\$234,908	\$0	\$527	O.K.

EAST PLAINS TELECOM

	(A)	(B)	(C)	(D)	(E)	(F)	(G)	(H)	(I)
	Part 36 IntraLATA Investment Detail	IntraLATA Total	Source or Apportion	Common Line	Local Switching	Information	Common Transport	Billing and Collection	Other
161	***** FCC PART 69 *****								
162	PLANT UNDER CONSTRUCTION:								
163	Short-term	\$0	N46	\$0	\$0	\$0	\$0	\$0	\$0 O.K.
164	Long-term	78,010	N46	31,525	13,153	0	32,056	0	1,277 O.K.
165	Total Plt. Under Const.	\$78,010		\$31,525	\$13,153	\$0	\$32,056	\$0	\$1,277 O.K.
166									
167	TELEPHONE PLANT ADJUSTMENT	\$0	N46	\$0	\$0	\$0	\$0	\$0	\$0 O.K.
168									
169	CLASS B RTB STOCK	\$0	N37	\$0	\$0	\$0	\$0	\$0	\$0 O.K.
170									
171	MATERIALS AND SUPPLIES	\$0	N37	\$0	\$0	\$0	\$0	\$0	\$0 O.K.
172									
173	CASH WORKING CAPITAL	\$8,021	N37	\$3,241	\$1,352	\$0	\$3,296	\$0	\$131 O.K.
174									
175	EQUAL ACCESS INVESTMENT	\$0	Direct	\$0	\$0	\$0	\$0	\$0	\$0 O.K.
176									
177									

EAST PLAINS TELECOM

***** FCC PART 69 *****										
IntraLATA Investment Detail		Part 36 IntraLATA Total	Source or Apportion	Common Line	Local Switching	Information	Common Transport	Billing and Collection	Other	
(A)	(B)	(C)	(D)	(E)	(F)	(G)	(H)	(I)		
111	H/R C&WF, Message	\$0	(G)	\$0	\$0	\$0	\$0	\$0	\$0	O.K.
112	H/R C&WF, WATS	0	(I)	0	0	0	0	0	0	O.K.
113	H/R C&WF, Assigned	0	Direct	0	0	0	0	0	0	O.K.
114										
115	Total Host/Remote C&WF	\$0		\$0	\$0	\$0	\$0	\$0	\$0	O.K.
116										
117	Total Cable and Wire Facil.	\$680,956		\$431,321	\$0	\$0	\$234,908	\$0	\$14,727	O.K.
118										
119	TANGIBLE ASSETS:									
120										
121	Land and Support Leases	\$0	N28	0	0	0	0	0	0	O.K.
122										
123	COE Operator Leases	\$0	32	\$0	\$0	\$0	\$0	\$0	\$0	O.K.
124	COE Tandem Switching Leases	0	34	0	0	0	0	0	0	O.K.
125	COE Local Switching Leases	0	39	0	0	0	0	0	0	O.K.
126	COE Transmission Leases	0	68	0	0	0	0	0	0	O.K.
127										
128	Total COE Leases	\$0		\$0	\$0	\$0	\$0	\$0	\$0	O.K.
129										
130	IOT Equipment Leases	\$0	78	0	0	0	0	0	0	O.K.
131										
132	C&WF Leases	\$0	117	0	0	0	0	0	0	O.K.
133										
134	Total Capital Leases	\$0		\$0	\$0	\$0	\$0	\$0	\$0	O.K.
135										
136	Leasehold Impr., Alloc.	\$0	N37	0	0	0	0	0	0	O.K.
137	Leasehold Impr., Direct	0	Direct	0	0	0	0	0	0	O.K.
138										
139	Total Leasehold Improvementsa	\$0		\$0	\$0	\$0	\$0	\$0	\$0	O.K.
140										
141	Total Tangible Assets	\$0		\$0	\$0	\$0	\$0	\$0	\$0	O.K.
142										
143										
144	TOTAL INTANGIBLE ASSETS	\$11,166	N37	\$4,512	\$1,883	\$0	\$4,588	\$0	\$183	O.K.
145										
146										
147	PROPERTY HELD FOR FUTURE US	\$0	N46	0	0	0	0	0	0	O.K.

EAST PLAINS TELECOM

***** FCC PART 69 *****									
***** FCC PART 69 ***** IntraLATA Reserves and Deferrals	Part 36 IntraLATA Total	Source or Apportion	Common Line	Local Switching	Information	Common Transport	Billing and Collection	Other	
(A)	(B)	(C)	(D)	(E)	(F)	(G)	(H)	(I)	
13 ACCUM. DEPRECIATION, TPIS:									
14									
15 Support Assets	\$46,827	N28	\$4,474	\$11,983	\$0	\$29,206	\$0	\$1,163	O.K.
16 COE Switching	103,500	L44	0	87,608	0	15,892	0	0	O.K.
17 COE Operator	0	L32	0	0	0	0	0	0	O.K.
18 COE Transmission	62,433	L68	17,786	0	0	44,002	0	645	O.K.
19 IOT Equipment	0	L78	0	0	0	0	0	0	O.K.
20 Cable and Wire Facilities	353,285	L117	223,773	0	0	121,872	0	7,640	O.K.
21 Other Plant	0	N37	0	0	0	0	0	0	O.K.
22									
23 Total Accum. Depr., TPIS	\$566,045		\$246,033	\$99,592	\$0	\$210,972	\$0	\$9,449	O.K.
24									
25 ACCUM. AMORTIZATION:									
26									
27 Accum. Depreciation, PHFU	\$0	N37	\$0	\$0	\$0	\$0	\$0	\$0	O.K.
28 Accum. Amort., Tangible Inv.	0	N37	\$0	\$0	\$0	\$0	\$0	\$0	O.K.
29 Accum. Amort., Intang. Inv.	0	N37	\$0	\$0	\$0	\$0	\$0	\$0	O.K.
30 Accum. Amort., Other	0	N37	\$0	\$0	\$0	\$0	\$0	\$0	O.K.
31									
32 Tot. Accum. Amortization	\$0		\$0	\$0	\$0	\$0	\$0	\$0	O.K.
33									
34 Total Accum. Depr./Amort.	\$566,045		\$246,033	\$99,592	\$0	\$210,972	\$0	\$9,449	O.K.
35									
36									
37 ACCUM. DEF. INC. TAXES, NET:									
38									
39 Support Assets	\$0	N28	\$0	\$0	\$0	\$0	\$0	\$0	O.K.
40 COE Switching	0	L44	0	0	0	0	0	0	O.K.
41 COE Operator	0	L32	0	0	0	0	0	0	O.K.
42 COE Transmission	0	L68	0	0	0	0	0	0	O.K.
43 IOT Equipment	0	L78	0	0	0	0	0	0	O.K.
44 Cable and Wire Fac.	0	L117	0	0	0	0	0	0	O.K.
45 Unclassified	0	N37	0	0	0	0	0	0	O.K.
46									
47 Total Accum. Def. Inc. Taxes	\$0		\$0	\$0	\$0	\$0	\$0	\$0	O.K.

EAST PLAINS TELECOM

Part 36		IntraLATA		Source		Common Line		Local Switching		Information		Common Transport		Billing and Collection		Other	
***** FCC PART 69 ***** Apportionment Factors		(A)	(B)	(C)	(D)	(E)	(F)	(G)	(H)	(I)							
13	Central Office Equipment		\$439,442	L70	\$65,840	\$176,340	\$0	\$194,873	\$0	\$0	\$0	\$0	\$2,389	\$0	\$2,389	O.K.	
14	Info. Orig./Term. Eqpt.		0	L78	0	0	0	0	0	0	0	0	0	0	0	O.K.	
15	C&W Facilities		680,956	L117	431,321	0	0	234,908	0	0	0	0	14,727	0	14,727	O.K.	
16	Total		\$1,120,398		\$497,161	\$176,340	\$0	\$429,782	\$0	\$0	\$0	\$0	\$17,115	\$0	\$17,115	O.K.	
17	Factor		1.000000		0.443736	0.157391	0.000000	0.383597	0.000000	0.000000	0.000000	0.000000	0.015276	0.000000	0.015276	O.K.	
19	Sum: Sw., Trans., Other		\$623,237	17	\$0	\$176,340	\$0	\$429,782	\$0	\$0	\$0	\$0	\$17,115	\$0	\$17,115	O.K.	
20	Factor		1.000000		0.000000	0.282942	0.000000	0.689596	0.000000	0.000000	0.000000	0.000000	0.027462	0.000000	0.027462	O.K.	
22	Central Office Equipment		\$439,442	L70	\$65,840	\$176,340	\$0	\$194,873	\$0	\$0	\$0	\$0	\$2,389	\$0	\$2,389	O.K.	
23	Info. Orig./Term. Eqpt.		0	L78	0	0	0	0	0	0	0	0	0	0	0	O.K.	
24	C&WF, Excl. Exch. Message		249,635	L117-83	0	0	0	234,908	0	0	0	0	14,727	0	14,727	O.K.	
25	Total		\$689,077		\$65,840	\$176,340	\$0	\$429,782	\$0	\$0	\$0	\$0	\$17,115	\$0	\$17,115	O.K.	
26	Factor		1.000000		0.095548	0.255908	0.000000	0.623706	0.000000	0.000000	0.000000	0.000000	0.024838	0.000000	0.024838	O.K.	
29	General Support Facilities		\$143,883	L25	\$13,748	\$36,821	\$0	\$89,741	\$0	\$0	\$0	\$0	\$3,574	\$0	\$3,574	O.K.	
30	Central Office Equipment		439,442	13	65,840	176,340	0	194,873	0	0	0	0	2,389	0	2,389	O.K.	
31	Info. Orig./Term. Eqpt.		0	14	0	0	0	0	0	0	0	0	0	0	0	O.K.	
32	C&W Facilities		680,956	15	431,321	0	0	234,908	0	0	0	0	14,727	0	14,727	O.K.	
33	Equal Access Investment		0	L177	0	0	0	0	0	0	0	0	0	0	0	O.K.	
34	Total		\$1,264,281		\$510,909	\$213,161	\$0	\$519,522	\$0	\$0	\$0	\$0	\$20,689	\$0	\$20,689	O.K.	
35	Factor		1.000000		0.404110	0.168602	0.000000	0.410923	0.000000	0.000000	0.000000	0.000000	0.016364	0.000000	0.016364	O.K.	
37	Sum: Com. Ln., Sw., Trans.		\$1,243,592	36	\$510,909	\$213,161	\$0	\$519,522	\$0	\$0	\$0	\$0	\$0	\$0	\$0	O.K.	
38	Factor		1.000000		0.410923	0.171407	0.000000	0.417759	0.000000	0.000000	0.000000	0.000000	0.000000	0.000000	0.000000	O.K.	
40	COE Cat. 2 Factor		1.000000	Direct	0.000000	0.000000	0.000000	1.000000	0.000000	0.000000	0.000000	0.000000	0.000000	0.000000	0.000000	O.K.	
42	IOT Cat. 1 Factor		1.000000	Direct	1.000000	0.000000	0.000000	0.000000	0.000000	0.000000	0.000000	0.000000	0.000000	0.000000	0.000000	O.K.	
43	Total TPIS		\$1,275,447	K26	\$515,421	\$215,044	\$0	\$524,111	\$0	\$0	\$0	\$0	\$20,872	\$0	\$20,872	O.K.	
44	Factor		1.000000		0.404110	0.168602	0.000000	0.410923	0.000000	0.000000	0.000000	0.000000	0.016364	0.000000	0.016364	O.K.	

INTRASTATE

***** FCC PART 36 *****
Reserves and Deferrals

(A)	(B)	(C)	(D)	Message Telephone Service			Private Line			(I)
	TOTAL COMPANY	Source/ Allocator	Interstate and Other	InterLATA	IntraLATA	InterLATA	IntraLATA	InterLATA	IntraLATA	TOTAL INTRASTATE
13 ACCUM. DEPRECIATION, TPIS:										
14										
15 Support Assets	\$180,932	H13	\$134,105	\$0	\$46,112	\$0	\$0	\$715	\$46,827	O.K.
16 COE Switching	523,644	H19	420,144	0	103,500	0	0	0	103,500	O.K.
17 COE Operator	0	H16	0	0	0	0	0	0	0	O.K.
18 COE Transmission	229,000	H20	166,567	0	61,788	0	0	645	62,433	O.K.
19 IOT Equipment	0	H25	0	0	0	0	0	0	0	O.K.
20 Cable and Wire Facilities	1,259,302	H31	906,017	0	345,645	0	0	7,640	353,285	O.K.
21 Other Plant	0	V135	0	0	0	0	0	0	0	O.K.
22										
23 Total Accum. Depr., TPIS	\$2,192,878		\$1,626,833	\$0	\$557,044	\$0	\$0	\$9,001	\$566,045	O.K.

ACCUM. AMORTIZATION:

24										
25										
26										
27 Accum. Depreciation, PHFU	\$0	H38	\$0	\$0	\$0	\$0	\$0	\$0	\$0	O.K.
28 Accum. Amort., Tangible Inv.	0	H40	0	0	0	0	0	0	0	O.K.
29 Accum. Amort., Intang. Inv.	0	H41	0	0	0	0	0	0	0	O.K.
30 Accum. Amort., Other	0	V138	0	0	0	0	0	0	0	O.K.
31										
32 Tot. Accum. Amortization	\$0		\$0	\$0	\$0	\$0	\$0	\$0	\$0	O.K.
33										
34 Total Accum. Depr./Amort.	\$2,192,878		\$1,626,833	\$0	\$557,044	\$0	\$0	\$9,001	\$566,045	O.K.

ACCUM. DEF. INC. TAXES, NET:

35										
36										
37										
38										
39 Support Assets	0	H13	\$0	\$0	\$0	\$0	\$0	\$0	\$0	O.K.
40 COE Switching	0	H19	0	0	0	0	0	0	0	O.K.
41 COE Operator	0	H16	0	0	0	0	0	0	0	O.K.
42 COE Transmission	0	H20	0	0	0	0	0	0	0	O.K.
43 IOT Equipment	0	H25	0	0	0	0	0	0	0	O.K.
44 Cable and Wire Fac.	0	H31	0	0	0	0	0	0	0	O.K.
45 Unclassified	0	V145	0	0	0	0	0	0	0	O.K.
46										
47 Total Accum. Def. Inc. Taxes	\$0		\$0	\$0	\$0	\$0	\$0	\$0	\$0	O.K.

EAST PLAINS TELECOM

		Intrastate								
***** FCC PART 36 ***** Physical Allocation Factors		TOTAL COMPANY	Source/ Allocator	Interstate and Other	Message Telephone Service		Private Line		TOTAL INTRASTATE	
(A)	(B)	(C)	(D)	InterLATA	IntraLATA	InterLATA	IntraLATA	(I)		
13	Subscriber Plant Fact. (SPF)	1.000000	SPF	0.750000	0.000000	0.250000	0.000000	0.000000	0.250000	O.K.
14										
15	Dial Equipment Minutes (DEM)	1.000000	DEM	0.811146	0.000000	0.188854	0.000000	0.000000	0.188854	O.K.
16										
17	Conversation Minute-Miles	1.000000	CMM	0.529047	0.000000	0.470953	0.000000	0.000000	0.470953	O.K.
18	Conversation Minutes	1.000000	CM	0.527804	0.000000	0.472196	0.000000	0.000000	0.472196	O.K.
19	Subscriber Minutes (SLU)	1.000000	SLU	0.802837	0.000000	0.197163	0.000000	0.000000	0.197163	O.K.
20										
21	TSPS Processor Time	0.000000	TSP	0.000000	0.000000	0.000000	0.000000	0.000000	0.000000	O.K.
22	Wtd. Stand. Work Sec., Toll	0.000000	WST	0.000000	0.000000	0.000000	0.000000	0.000000	0.000000	O.K.
23	Wtd. Stand. Work Sec., Aux.	0.000000	WSA	0.000000	0.000000	0.000000	0.000000	0.000000	0.000000	O.K.
24	Wtd. Stand. Work Sec., Comb.	0.000000	WSC	0.000000	0.000000	0.000000	0.000000	0.000000	0.000000	O.K.
25										
26	COE CAT 2 Minutes	1.000000	CT2	0.734022	0.000000	0.265978	0.000000	0.000000	0.265978	O.K.
27										
28	Exchange Trunk Minutes	1.000000	ETM	1.000000	0.000000	0.000000	0.000000	0.000000	0.000000	O.K.
29	MOU-Mi., Host/Remote	0.000000	HRM	0.000000	0.000000	0.000000	0.000000	0.000000	0.000000	O.K.
30										
31	C&WF CAT 4, WATS	0.000000	CT4	0.000000	0.000000	0.000000	0.000000	0.000000	0.000000	O.K.
32										
33	Equal Access MOU	0.000000	EAM	0.000000	0.000000	0.000000	0.000000	0.000000	0.000000	O.K.
34										
35	Current Billings	1.000000	CB	0.670515	0.000000	0.329485	0.000000	0.000000	0.329485	O.K.
36	EU Presubscription Factor	1.000000	EPRE	0.500000	0.000000	0.500000	0.000000	0.000000	0.500000	O.K.
37	EU MTS & WATS Factor	1.000000	EMTS	0.560982	0.000000	0.439018	0.000000	0.000000	0.439018	O.K.
38	EU Access, P/L and All Other Factor	1.000000	EPLO	1.000000	0.000000	0.000000	0.000000	0.000000	0.000000	O.K.
39	IX Special Access Factor	0.000000	ISPA	0.000000	0.000000	0.000000	0.000000	0.000000	0.000000	O.K.
40	IX Switched Access Factor	0.000000	ISWA	0.000000	0.000000	0.000000	0.000000	0.000000	0.000000	O.K.
41	IX Billing & Collection Services Factor	0.000000	IBC	0.000000	0.000000	0.000000	0.000000	0.000000	0.000000	O.K.
42	Coin Revenue Percent	1.000000	CR	1.000000	0.000000	0.000000	0.000000	0.000000	0.000000	O.K.
43	Relative Toll/Local Msgs.	1.000000	TLM	0.285683	0.000000	0.714317	0.000000	0.000000	0.714317	O.K.
44	Relative Users Percent	1.000000	RUP	0.676584	0.000000	0.323416	0.000000	0.000000	0.323416	O.K.
45	CABS Percent	1.000000	CAB	0.500000	0.000000	0.500000	0.000000	0.000000	0.500000	O.K.
46	Foreign Directories Percent	0.000000	FD	0.000000	0.000000	0.000000	0.000000	0.000000	0.000000	O.K.

	***** FCC PART 36 ***** Internal Allocation Factors	TOTAL COMPANY	Source/ Allocator	Interstate and Other	Message Telephone Service			Private Line			TOTAL INTRASTATE
					(A)	(B)	(C)	(D)	(E)	(F)	
13	Support Assets	1,000,000	D31	0.741189	0.000000	0.254858	0.000000	0.000000	0.003954	0.258811	O.K.
14	Land and Support Assets	1,000,000	D33	0.741189	0.000000	0.254858	0.000000	0.000000	0.003954	0.258811	O.K.
15	COE Operator	0.000000	D43	0.000000	0.000000	0.000000	0.000000	0.000000	0.000000	0.000000	O.K.
16	COE Tandem Switching	1,000,000	D49	0.734022	0.000000	0.265978	0.000000	0.000000	0.000000	0.265978	O.K.
17	COE Local Switching	1,000,000	D66	0.811146	0.000000	0.188854	0.000000	0.000000	0.000000	0.188854	O.K.
18	COE Total Switching	1,000,000	D68	0.802346	0.000000	0.197654	0.000000	0.000000	0.000000	0.197654	O.K.
19	COE Transmission	1,000,000	D85	0.727367	0.000000	0.269815	0.000000	0.000000	0.002818	0.272633	O.K.
20	Total COE	1,000,000	C19	0.768923	0.000000	0.229821	0.000000	0.000000	0.001256	0.231077	O.K.
22	Info. Orig./Term. CAT 1	0.000000	D90	0.000000	0.000000	0.000000	0.000000	0.000000	0.000000	0.000000	O.K.
23	Info. Orig./Term. CAT 2	0.000000	D92	0.000000	0.000000	0.000000	0.000000	0.000000	0.000000	0.000000	O.K.
24	Total IOT	0.000000	D94	0.000000	0.000000	0.000000	0.000000	0.000000	0.000000	0.000000	O.K.
26	C&WF CAT 1	1,000,000	D118	0.746976	0.000000	0.244960	0.000000	0.000000	0.008065	0.253024	O.K.
27	C&WF CAT 2	1,000,000	D120	1.000000	0.000000	0.000000	0.000000	0.000000	0.000000	0.000000	O.K.
28	C&WF CAT 3	1,000,000	D129	0.550806	0.000000	0.468144	0.000000	0.000000	0.001050	0.469194	O.K.
29	C&WF CAT 4	0.000000	D135	0.000000	0.000000	0.000000	0.000000	0.000000	0.000000	0.000000	O.K.
30	Total C&WF	1,000,000	D137	0.719460	0.000000	0.274473	0.000000	0.000000	0.006067	0.280540	O.K.
32	Total Equipment	1,000,000	C23	0.741189	0.000000	0.254858	0.000000	0.000000	0.003954	0.258811	O.K.
34	TPIS	1,000,000	C32	0.741189	0.000000	0.254858	0.000000	0.000000	0.003954	0.258811	O.K.
35	TPIS, excl. Acct. No. 2690	1,000,000	D189	0.741189	0.000000	0.254858	0.000000	0.000000	0.003954	0.258811	O.K.
37	Plt. Held, Fut. Use	0.000000	D215	0.000000	0.000000	0.000000	0.000000	0.000000	0.000000	0.000000	O.K.
39	Total Tangible Assets	0.000000	C25	0.000000	0.000000	0.000000	0.000000	0.000000	0.000000	0.000000	O.K.
40	Total Intangible Assets	1,000,000	C29	0.741189	0.000000	0.254858	0.000000	0.000000	0.003954	0.258811	O.K.
42	Long-term PUC	1,000,000	C36	0.741189	0.000000	0.254858	0.000000	0.000000	0.003954	0.258811	O.K.
43	Net Telephone Plant	1,000,000	C61	0.740696	0.000000	0.255459	0.000000	0.000000	0.003845	0.259304	O.K.
44	Total Net Investment	1,000,000	C68	0.740507	0.000000	0.255664	0.000000	0.000000	0.003829	0.259493	O.K.
45	Capital Leases	0.000000	D173	0.000000	0.000000	0.000000	0.000000	0.000000	0.000000	0.000000	O.K.
46	Tot. Bus. Ofc., Cust. Serv.	1,000,000	I141	0.728548	0.000000	0.271452	0.000000	0.000000	0.000000	0.271452	O.K.
47	Total "BIG THREE" Expenses	1,000,000	I170	0.724287	0.000000	0.273391	0.000000	0.000000	0.002322	0.275713	O.K.
48	Corporate Operations Expense	1,000,000	I185	0.519219	0.000000	0.479267	0.000000	0.000000	0.001514	0.480781	O.K.

EAST PLAINS TELECOM

***** FCC PART 36 ***** Operating Expenses and Taxes	TOTAL COMPANY	Source/ Allocator	Interstate and Other	Intrastate				TOTAL INTRASTATE		
				Message Telephone Service		Private Line				
				InterLATA	IntraLATA	InterLATA	IntraLATA			
(A)	(B)	(C)	(D)	(E)	(F)	(G)	(H)	(I)		
13 PLANT SPEC. OPER. EXPENSE:									/	
14										
15 Network Support, Alloc.	\$76	H14	\$56	\$0	\$19	\$0	\$0	\$20	O.K.	
16 Network Support, Direct	0	V149	0	0	0	0	0	0	O.K.	
17										
18 Total Network Support Exp.	\$76		\$56	\$0	\$19	\$0	\$0	\$20	O.K.	
19										
20 General Support, Alloc.	\$40,118	H14	\$29,735	\$0	\$10,224	\$0	\$159	\$10,383	O.K.	
21 General Support, Direct	0	V151	0	0	0	0	0	0	O.K.	
22										
23 Total General Support Exp.	\$40,118		\$29,735	\$0	\$10,224	\$0	\$159	\$10,383	O.K.	
24										
25 Central Office Eq., Alloc.	\$65,399	H21	\$50,287	\$0	\$15,030	\$0	\$82	\$15,112	O.K.	
26 Central Office Eq., Direct	9,708	V153	5,124	0	4,584	0	0	4,584	O.K.	
27										
28 Total COE Exp.	\$75,107		\$55,411	\$0	\$19,614	\$0	\$82	\$19,696	O.K.	
29										
30 Cust. Premises Equip.	\$0	H24	\$0	\$0	\$0	\$0	\$0	\$0	O.K.	
31 Coinless Pay Phone	0	G18	0	0	0	0	0	0	O.K.	
32 Other IOT	0	H23	0	0	0	0	0	0	O.K.	
33 IOT Direct	0	V157	0	0	0	0	0	0	O.K.	
34										
35 Total IOT Exp.	\$0		\$0	\$0	\$0	\$0	\$0	\$0	O.K.	
36										
37 Cable & Wire, Alloc.	\$62,771	H31	\$45,161	\$0	\$17,229	\$0	\$381	\$17,610	O.K.	
38 Cable & Wire, Direct	7,470	V159	3,952	0	3,518	0	0	3,518	O.K.	
39										
40 Total C&WF Exp.	\$70,241		\$49,113	\$0	\$20,747	\$0	\$381	\$21,128	O.K.	
41										
42 TOTAL PLT. SPEC. OPER. EXP.	\$185,542		\$134,315	\$0	\$50,605	\$0	\$622	\$51,227	O.K.	
43										
44 TOTAL PLT. SPEC., ex SUPPORT	\$145,348		\$104,524	\$0	\$40,361	\$0	\$463	\$40,824	O.K.	

EAST PLAINS TELECOM

	(A)	(B)	(C)	(D)	Intrastate			(I)	
					Message Telephone Service				Private Line
					InterLATA	IntraLATA	InterLATA		
***** FCC PART 36 ***** Operating Expenses and Taxes									
58 NON-SPECIFIC OPER. EXP.:									
59 Oth. Plt. and Equip., Alloc.	\$925	H36	\$886	\$0	\$236	\$0	\$4	\$239	O.K.
60 Oth. Plt. and Equip., Direct	0	V177	0	0	0	0	0	0	O.K.
61									
62									
63 Total Oth. Plt. & Equip.	\$925		\$886	\$0	\$236	\$0	\$4	\$239	O.K.
64									
65 Network Operations, Alloc.	\$27,411	H33	\$20,317	\$0	\$6,986	\$0	\$108	\$7,094	O.K.
66 Network Operations, Direct	0	V179	0	0	0	0	0	0	O.K.
67									
68 Total Network Oper. Exp.	\$27,411		\$20,317	\$0	\$6,986	\$0	\$108	\$7,094	O.K.
69									
70 Total Access Expenses	\$102,223	V180	\$102,223	\$0	\$0	\$0	\$0	\$0	O.K.
71									
72 Depr., Support Assets	\$28,817	H13	\$21,359	\$0	\$7,344	\$0	\$114	\$7,458	O.K.
73 Depr., COE Switching	155,659	H19	124,892	0	30,767	0	0	30,767	O.K.
74 Depr., COE Operator	0	H16	0	0	0	0	0	0	O.K.
75 Depr., COE Transmission	37,418	H20	27,217	0	10,096	0	105	10,201	O.K.
76 Depr., IOT Equipment	0	H25	0	0	0	0	0	0	O.K.
77 Depr., C&W Facilities	138,760	H31	99,832	0	38,086	0	842	38,928	O.K.
78 Depr., PHFU	0	H38	0	0	0	0	0	0	O.K.
79									
80 Total Depreciation Expense	\$360,654		\$273,300	\$0	\$86,293	\$0	\$1,061	\$87,354	O.K.
81									
82 Amort., Tangible Assets	\$0	H40	\$0	\$0	\$0	\$0	\$0	\$0	O.K.
83 Amort., Intangible Assets	0	H41	0	0	0	0	0	0	O.K.
84 Other Amortization	0	V189	0	0	0	0	0	0	O.K.
85 Direct Assigned Amort.	0	V190	0	0	0	0	0	0	O.K.
86									
87 Total Amortization Exp.	\$0		\$0	\$0	\$0	\$0	\$0	\$0	O.K.
88									
89 Total Depr. and Amort.	\$360,654		\$273,300	\$0	\$86,293	\$0	\$1,061	\$87,354	O.K.
90									
91 TOTAL NON-SPEC. OPER. EXP.	\$491,213		\$396,525	\$0	\$93,514	\$0	\$1,173	\$94,688	O.K.

EAST PLAINS TELECOM

***** FCC PART 36 ***** Operating Expenses and Taxes	TOTAL COMPANY	Source/ Allocator	Interstate and Other	Intrastate				TOTAL INTRASTATE		
				Message Telephone Service		Private Line				
				InterLATA	IntraLATA	InterLATA	IntraLATA			
(A)	(B)	(C)	(D)	(E)	(F)	(G)	(H)	(I)		
105 CUSTOMER OPERATIONS EXPENSE:										
106										
107 Marketing, Allocable	\$759	G35	\$509	\$0	\$250	\$0	\$0	\$250	O.K.	
108 Marketing, Direct	0	V192	0	0	0	0	0	0	O.K.	
109										
110 Total Marketing Expense	\$759		\$509	\$0	\$250	\$0	\$0	\$250	O.K.	
111										
112 Operator Service, Alloc.	\$0	G24	\$0	\$0	\$0	\$0	\$0	\$0	O.K.	
113 Operator Service, Direct	0	V194	0	0	0	0	0	0	O.K.	
114										
115 Total Operator Service	\$0		\$0	\$0	\$0	\$0	\$0	\$0	O.K.	
116										
117 Classified Directory	\$0	V195	\$0	\$0	\$0	\$0	\$0	\$0	O.K.	
118 Alphabetical Directory	0	G19	0	0	0	0	0	0	O.K.	
119 Foreign Directory	0	G46	0	0	0	0	0	0	O.K.	
120										
121 Total Directory	\$0		\$0	\$0	\$0	\$0	\$0	\$0	O.K.	
122										
123 Bus. Ofc., EU Presubscription	\$1,077	G36	\$539	\$0	\$539	\$0	\$0	\$539	O.K.	
124 Bus. Ofc., EU MTS & WATS	8,527	G37	4,783	0	3,744	0	0	3,744	O.K.	
125 Bus. Ofc., EU Access, P/L & all Other	20,679	G38	20,679	0	0	0	0	0	O.K.	
126 Bus. Ofc., IXC Special Access	0	G39	0	0	0	0	0	0	O.K.	
127 Bus. Ofc., IXC Switched Access	0	G40	0	0	0	0	0	0	O.K.	
128 Bus. Ofc., IXC B & C Services	0	G41	0	0	0	0	0	0	O.K.	
129 Coin Collect & Admin.	1,978	G42	1,978	0	0	0	0	0	O.K.	
130										
131 Total Business Office	\$32,261		\$27,979	\$0	\$4,282	\$0	\$0	\$4,282	O.K.	
132										
133 Cust. Svc., Direct	\$0	V205	\$0	\$0	\$0	\$0	\$0	\$0	O.K.	
134 Cust. Serv., Msg. Process	3,415	G43	976	0	2,439	0	0	2,439	O.K.	
135 Cust. Serv., Other B&C	26,890	G44	18,193	0	8,697	0	0	8,697	O.K.	
136 Cust. Serv., CABS	8,531	G45	4,266	0	4,266	0	0	4,266	O.K.	
137 Cust. Serv., EU Common Line	1,415	V209	1,415	0	0	0	0	0	O.K.	
138										
139 Total Customer Service	\$40,251		\$24,849	\$0	\$15,402	\$0	\$0	\$15,402	O.K.	
140										
141 Total Bus. Ofc., Cust. Serv.	\$72,512		\$52,828	\$0	\$19,684	\$0	\$0	\$19,684	O.K.	
142										

EAST PLAINS TELECOM

		Intrastate								
***** FCC PART 36 ***** Operating Expenses and Taxes		TOTAL COMPANY	Source/ Allocator	Interstate and Other	Message Telephone Service		Private Line		TOTAL INTRASTATE	
(A)	(B)	(C)	(D)	InterLATA	IntraLATA	InterLATA	IntraLATA	(I)		
156	Other Cust. Serv., Alloc.	\$0	H48	\$0	\$0	\$0	\$0	\$0	\$0	O.K.
157	Other Cust. Serv., Direct	66	V211	66	0	0	0	0	0	O.K.
158										
159	Total Other Cust. Serv.	\$66		\$66	\$0	\$0	\$0	\$0	\$0	O.K.
160										
161	TOTAL CUSTOMER OPER. EXP.	\$73,337		\$53,403	\$0	\$19,934	\$0	\$0	\$19,934	O.K.
162										
163										
164	"BIG-THREE" EXPENSES:									
165										
166	Total Plt. Spec., ex Support	\$145,348	44	\$104,524	\$0	\$40,361	\$0	\$463	\$40,824	O.K.
167	Total Network Oper. Exp.	27,411	68	20,317	0	6,986	0	108	7,094	O.K.
168	Total Customer Operations	73,337	161	53,403	0	19,934	0	0	19,934	O.K.
169										
170	TOTAL "BIG THREE" EXPENSES	\$246,096		\$178,244	\$0	\$67,281	\$0	\$571	\$67,852	O.K.
171										
172										
173	CORPORATE OPERATIONS EXPENSE:									
174										
175	Exec. and Planning, Alloc.	\$3,353	H50	\$2,429	\$0	\$917	\$0	\$8	\$924	O.K.
176	Exec. and Planning, Direct	0	V213	0	0	0	0	0	0	O.K.
177										
178	Total Exec. and Planning	\$3,353		\$2,429	\$0	\$917	\$0	\$8	\$924	O.K.
179										
180	Admin. & General, Allocable	\$104,456	H50	\$75,656	\$0	\$28,557	\$0	\$243	\$28,800	O.K.
181	Admin. & General, Direct	57,504	V231	7,749	0	49,755	0	0	49,755	O.K.
182										
183	Total Admin. and Gen.	\$161,960		\$83,405	\$0	\$78,312	\$0	\$243	\$78,555	O.K.
184										
185	TOTAL CORPORATE OPERATIONS	\$165,313		\$85,834	\$0	\$79,229	\$0	\$250	\$79,479	O.K.
186										
187										
188	NON-INCOME TAXES:									
189										
190	Non-income Taxes, Allocable	\$0	H36	\$0	\$0	\$0	\$0	\$0	\$0	O.K.
191	Non-income Taxes, Direct	2,250	V233	120	0	2,130	0	0	2,130	O.K.
192										
193	Total Non-income Taxes	\$2,250		\$120	\$0	\$2,130	\$0	\$0	\$2,130	O.K.
194										
195										
196	TOTAL OPER. EXP. AND TAXES	\$917,655		\$670,198	\$0	\$245,412	\$0	\$2,045	\$247,457	O.K.

EAST PLAINS TELECOM

***** FCC PART 69 *****									
IntraLATA Revenue Requirement Summary									
	Part 36 IntraLATA Total	Source	Common Line	Local Switching	Information	Common Transport	Billing and Collection	Other	
(A)	(B)	(C)	(D)	(E)	(F)	(G)	(H)	(I)	
13	Net Investment		\$304,154	\$129,957	\$0	\$348,491	\$0	\$12,831	O.K.
14	Rate of Return		10.00%	10.00%	10.00%	10.00%	10.00%	10.00%	O.K.
15									
16	Return on Rate Base		\$30,415	\$12,996	\$0	\$34,849	\$0	\$1,283	O.K.
17									
18	AFUDC	N37	0	0	0	0	0	0	O.K.
19	ITC Amortization	N37	0	0	0	0	0	0	O.K.
20	Other Return Adjustments	Direct	0	0	0	0	0	0	O.K.
21									
22	Net Return		\$30,415	\$12,996	\$0	\$34,849	\$0	\$1,283	O.K.
23									
24	Interest Expense	N67	14,227	6,079	0	16,301	0	600	O.K.
25	Capitalized Payroll Taxes	N37	0	0	0	0	0	0	O.K.
26	Depreciation Adjustment	N37	0	0	0	0	0	0	O.K.
27	Other Income Adjustments	Direct	0	0	0	0	0	0	O.K.
28									
29	After Tax Income		\$16,188	\$6,917	\$0	\$18,548	\$0	\$683	O.K.
30									
31	State Income Taxes	29	0	0	0	0	0	0	O.K.
32	Federal Income Taxes	29	8,339	3,563	0	9,555	0	352	O.K.
33	Operating Expenses and Taxes	O195	68,249	52,694	0	103,551	20,514	2,448	O.K.
34	Uncollectibles	Direct	99	42	0	113	0	0	O.K.
35	Other Revenue Adjustments	Direct	0	0	0	0	0	0	O.K.
36									
37	Basis for Gross Receipts Tax	16+31+32+33	107,003	69,253	0	147,955	20,514	4,083	O.K.
38									
39									
40	Gross Receipts Tax	37	5,636	3,648	0	7,793	1,080	215	O.K.
41									
42									
43	TOTAL REVENUE REQUIREMENT		\$112,738	\$72,943	\$0	\$155,861	\$21,594	\$4,298	O.K.
44									

EAST PLAINS TELECOM

***** FCC PART 69 *****		Revenue Requirement Summary							
(A)		(B)	(C)	(D)	(E)	(F)	(G)	(H)	(I)
Intrastate Toll		Part 36	Source	Common	Local	Information	Common	Billing and	Other
Revenue Requirement Summary		Total		Line	Switching		Transport	Collection	
15	Net Investment	\$795,433	J13	\$304,154	\$129,957	\$0	\$348,491	\$0	\$12,831
16	Rate of Return	10.00%		10.00%	10.00%	10.00%	10.00%	10.00%	10.00%
17	Return on Rate Base	\$79,543	J18-20	\$30,415	\$12,996	\$0	\$34,849	\$0	\$1,283
18	Return Adjustments	0		0	0	0	0	0	0
20	Net Return on Rate Base	\$79,543		\$30,415	\$12,996	\$0	\$34,849	\$0	\$1,283
21	Income Taxes	21,809	J31-32	8,339	3,563	0	9,555	0	352
22	Expenses and Other Taxes	266,083	J33-35, 40	73,983	56,384	0	111,457	21,594	2,663
23									
24	Total IntraLATA Rev. Req.	\$367,436		\$112,738	\$72,943	\$0	\$155,861	\$21,594	\$4,298
25									
26									
27									
28									
29	INTERLATA:								
30	Net Investment	\$0	P13	\$0	\$0	\$0	\$0	\$0	\$0
31	Rate of Return	10.00%		10.00%	10.00%	10.00%	10.00%	10.00%	10.00%
32	Return on Rate Base	\$0	P18-20	\$0	\$0	\$0	\$0	\$0	\$0
33	Return Adjustments	0		0	0	0	0	0	0
34	Net Return on Rate Base	\$0		\$0	\$0	\$0	\$0	\$0	\$0
35	Income Taxes	0	P31-32	0	0	0	0	0	0
36	Expenses and Other Taxes	0	P33-35, 40	0	0	0	0	0	0
37									
38	Total InterLATA Rev. Req.	\$0		\$0	\$0	\$0	\$0	\$0	\$0
39									
40									
41									
42									
43									
44									
45	TOTAL INTRASTATE REV. REQ.	\$367,436		\$112,738	\$72,943	\$0	\$155,861	\$21,594	\$4,298
	ACCESS ELEMENT MINUTES OF USE			3,785,446	3,785,446	3,785,446	3,785,446		
	ACCESS RATE PER MINUTE	\$0.090225		\$0.029782	\$0.019269		\$0.041174		

EAST PLAINS TELECOM

Intrastate

***** FCC PART 36 ***** Revenue Requirement Summary	TOTAL COMPANY	Source/ Allocator	Interstate and Other	Message Telephone Service		Private Line		TOTAL INTRASTATE	
				InterLATA	IntraLATA	InterLATA	IntraLATA		
				(E)	(F)	(G)	(H)		
(A)	(B)	(C)	(D)	(E)	(F)	(G)	(H)	(I)	
13 State Income Tax Rate	0.00%	---	0.00%	0.00%	0.00%	0.00%	0.00%	0.00%	
14 Federal Income Tax Rate	34.00%	---	34.00%	34.00%	34.00%	34.00%	34.00%	34.00%	
15 Gross Receipts Tax Rate	5.00%	---	5.00%	5.00%	5.00%	5.00%	5.00%	5.00%	
16									
17									
18 Net Investment	\$3,065,334	C68	\$2,269,901	\$0	\$783,695	\$0	\$11,738	\$795,433	O.K.
19 Rate of Return	10.00%	---	10.00%	10.00%	10.00%	10.00%	10.00%	10.00%	
20									
21 Return on Rate Base	\$306,533		\$226,990	\$0	\$78,370	\$0	\$1,174	\$79,543	O.K.
22									
23 AFUDC	0	H43	0	0	0	0	0	0	O.K.
24 ITC Amortization	0	H36	0	0	0	0	0	0	O.K.
25 Other Return Adjustments	0	V242	0	0	0	0	0	0	O.K.
26									
27 Net Return	\$306,533		\$226,990	\$0	\$78,370	\$0	\$1,174	\$79,543	O.K.
28									
29 Contributions	0	H52	0	0	0	0	0	0	O.K.
30 Interest Expense	143,491	H44	106,283	0	36,656	0	552	37,208	O.K.
31 Capital Lease Expense	0	H46	0	0	0	0	0	0	O.K.
32 Capitalized Payroll taxes	0	H36	0	0	0	0	0	0	O.K.
33 Depreciation Adjustment	0	H36	0	0	0	0	0	0	O.K.
34 Other Income Adjustments	0	V248	0	0	0	0	0	0	O.K.
35									
36 After Tax Income	\$163,042		\$120,707	\$0	\$41,713	\$0	\$622	\$42,336	O.K.
37									
38 State Income Taxes	\$0	Formula	\$0	\$0	\$0	\$0	\$0	\$0	O.K.
39 Federal Income Taxes	83,992	Formula	62,182	0	21,489	0	320	21,809	O.K.
40 Operating Expenses and Taxes	917,655	I196	670,198	0	245,412	0	2,045	247,457	O.K.
41 Uncollectibles	6,739	V249	6,485	0	254	0	0	254	O.K.
42 Other Revenue Adjustments	0	V250	0	0	0	0	0	0	O.K.
43									
44 Net Revenue	\$1,314,919		\$965,855	\$0	\$345,524	\$0	\$3,540	\$349,064	O.K.
45 Gross Receipts Taxes	69,206	Formula	50,834	0	18,185	0	186	18,372	O.K.
46 Other Revenue Taxes	0	V251	0	0	0	0	0	0	O.K.
47									
TOTAL REVENUE REQUIREMENT	\$1,384,125		\$1,016,690	\$0	\$363,710	\$0	\$3,726	\$367,436	O.K.

EAST PLAINS TELECOM

Intrastate

***** FCC PART 36 ***** Investment Summary	TOTAL COMPANY (B)	Source/ Allocator (C)	Interstate and Other (D)	Message Telephone Service			Private Line			TOTAL INTRASTATE (I)	
				InterLATA (E)	IntraLATA (F)	InterLATA (G)	IntraLATA (H)	InterLATA (J)	IntraLATA (K)		
13 Land and Support Investment	\$555,939	D33	\$412,056	\$0	\$141,685	\$0	\$2,198	\$0	\$0	\$143,883	O.K.
14 COE Operator Equipment	\$0	D43	\$0	\$0	\$0	\$0	\$0	\$0	\$0	\$0	O.K.
15 COE Switching Equipment	1,054,002	D68	845,674	0	208,328	0	0	0	0	208,328	O.K.
16 COE Transmission Equipment	847,713	D85	616,599	0	228,726	0	2,389	0	0	231,114	O.K.
17											
18 Total COE	\$1,901,715		\$1,462,273	\$0	\$437,053	\$0	\$2,389	\$0	\$0	\$439,442	O.K.
19 Info. Orig./Term. Equipment	0	D94	0	0	0	0	0	0	0	0	O.K.
20 Cable and Wire Facilities	2,427,303	D137	1,746,347	0	666,229	0	14,727	0	0	680,956	O.K.
21											
22 Total COE, IOT, C&WF	\$4,329,018		\$3,208,620	\$0	\$1,103,283	\$0	\$17,115	\$0	\$0	\$1,120,398	O.K.
23											
24 Total Capital Leases	\$0	D173	\$0	\$0	\$0	\$0	\$0	\$0	\$0	\$0	O.K.
25											
26 Leasehold Improvements	\$0	D186	\$0	\$0	\$0	\$0	\$0	\$0	\$0	\$0	O.K.
27											
28 Intangible Assets	\$43,142	D209	\$31,976	\$0	\$10,995	\$0	\$171	\$0	\$0	\$11,166	O.K.
29											
30											
31 Total Tele. Plt. In Service	\$4,928,099		\$3,652,652	\$0	\$1,255,963	\$0	\$19,484	\$0	\$0	\$1,275,447	O.K.
32											
33 Plant Held, Future Use	\$0	D214-215	\$0	\$0	\$0	\$0	\$0	\$0	\$0	\$0	O.K.
34 TPUC, Short-term	0	D216-217	0	0	0	0	0	0	0	0	O.K.
35 TPUC, Long-term	301,418	D218-219	223,408	0	76,819	0	1,192	0	0	78,010	O.K.
36 Tel. Plt. Adjustment	0	D220-221	0	0	0	0	0	0	0	0	O.K.
37											
38 Total Other Tel. Plt.	\$301,418		\$223,408	\$0	\$76,819	\$0	\$1,192	\$0	\$0	\$78,010	O.K.
39											
40											
41											
42 TOTAL TELEPHONE PLANT	\$5,229,517		\$3,876,060	\$0	\$1,332,782	\$0	\$20,676	\$0	\$0	\$1,353,457	O.K.

EAST PLAINS TELECOM

***** FCC PART 36 ***** Investment Summary		TOTAL COMPANY	Source/ Allocator	Intrastate				TOTAL INTRASTATE		
				Interstate	Message Telephone Service		Private Line			
					InterLATA	IntraLATA	InterLATA			IntraLATA
(A)	(B)	(C)	(D)	(E)	(F)	(G)	(H)	(I)		
56 Other Assets, Net	0	V105	0	0	0	0	0	0	O.K.	
57 Accumulated Depr./Amort	(2,192,878)	E34	(1,626,833)	0	(557,044)	0	(9,001)	(566,045)	O.K.	
58 Accum. Def. Inc. Taxes, Net	0	E47	0	0	0	0	0	0	O.K.	
59 Oth. Liab. & Def. Cr., Net	0	V106	0	0	0	0	0	0	O.K.	
60										
61 TOTAL NET PLANT	\$3,036,639		\$2,249,227	\$0	\$775,737	\$0	\$11,675	\$787,412	O.K.	
62										
63 Materials and Supplies	0	H31	0	0	0	0	0	0	O.K.	
64 Rural Tel. Bank Stock	0	H35	0	0	0	0	0	0	O.K.	
65 Cash Working Capital	28,695	Formula	20,674	0	7,958	0	63	8,021	O.K.	
66 Equal Access Investment	0	---	0	0	0	0	0	0	O.K.	
67										
68 TOTAL NET INVESTMENT	\$3,065,334		\$2,269,901	\$0	\$783,695	\$0	\$11,738	\$795,433	O.K.	
69										

EAST PLAINS TELECOM

		Intrastate								
***** FCC PART 36 ***** Plant Investment Detail		TOTAL COMPANY	Source/ Allocator	Interstate and Other	Message Telephone Service		Private Line		TOTAL INTRASTATE	
(A)	(B)	(C)	(D)	InterLATA	IntraLATA	InterLATA	IntraLATA	(I)		
13	LAND AND SUPPORT ASSETS:									
14										
15	Land, Allocable	\$27,796	H33	\$20,602	\$0	\$7,084	\$0	\$110	\$7,194	O.K.
16	Land, Direct	0	V22	0	0	0	0	0	0	O.K.
17										
18	Total Land	\$27,796		\$20,602	\$0	\$7,084	\$0	\$110	\$7,194	O.K.
19										
20	Motor Vehicles	\$35,579	H33	\$26,371	\$0	\$9,068	\$0	\$141	\$9,208	O.K.
21	Aircraft	0	H33	0	0	0	0	0	0	O.K.
22	Special Purpose Vehicles	38,608	H33	28,616	0	9,840	0	153	9,992	O.K.
23	Garage Work Equipment	0	H33	0	0	0	0	0	0	O.K.
24	Other Work Equipment	6,200	H33	4,595	0	1,580	0	25	1,605	O.K.
25	Buildings, Allocable	381,897	H33	283,058	0	97,329	0	1,510	98,839	O.K.
26	Buildings, Direct	0	V29	0	0	0	0	0	0	O.K.
27	Furniture	395	H33	293	0	101	0	2	102	O.K.
28	Office Equipment	65,464	H33	48,521	0	16,664	0	259	16,943	O.K.
29	General Purpose Computers	0	H33	0	0	0	0	0	0	O.K.
30										
31	Total Support Assets	\$528,143		\$391,454	\$0	\$134,601	\$0	\$2,088	\$136,689	O.K.
32										
33	Tot. Land and Support Assets	\$555,939		\$412,056	\$0	\$141,685	\$0	\$2,198	\$143,883	O.K.
34										
35										
36	CENTRAL OFFICE EQUIPMENT:									
37										
38	CAT 1 Oper. Sys., TSPS	\$0	G22	\$0	\$0	\$0	\$0	\$0	\$0	O.K.
39	CAT 1 Oper. Sys., Other TSPS	0	G21	0	0	0	0	0	0	O.K.
40	CAT 1 Oper. Sys., Aux. Pos.	0	G23	0	0	0	0	0	0	O.K.
41	CAT 1 Oper. Sys., Other	0	V36	0	0	0	0	0	0	O.K.
42										
43	Total CAT 1	\$0		\$0	\$0	\$0	\$0	\$0	\$0	O.K.
44										
45										
46	CAT 2 Tandem Sw. Allocable	\$120,264	G26	\$88,276	\$0	\$31,988	\$0	\$0	\$31,988	O.K.
47	CAT 2 Tandem Sw. Direct	0	V38	0	0	0	0	0	0	O.K.
48										
49	Total CAT 2	\$120,264		\$88,276	\$0	\$31,988	\$0	\$0	\$31,988	O.K.

EAST PLAINS TELECOM

***** FCC PART 36 ***** Plant Investment Detail		TOTAL COMPANY	Source/ Allocator	Interstate and Other	Intrastate				TOTAL INTRASTATE	
					Message Telephone Service		Private Line			
					interLATA	IntraLATA	InterLATA	IntraLATA		
(A)	(B)	(C)	(D)	(E)	(F)	(G)	(H)	(I)		
63	CAT 3 Local Sw. Allocable	\$933,738	G15	\$757,398	\$0	\$176,340	\$0	\$0	\$176,340	O.K.
64	CAT 3 Local Sw. Direct	0	V40	0	0	0	0	0	0	O.K.
65										
66	Total CAT 3	\$933,738		\$757,398	\$0	\$176,340	\$0	\$0	\$176,340	O.K.
67										O.K.
68	Total COE Sw. CAT 2&3	\$1,054,002		\$845,674	\$0	\$208,328	\$0	\$0	\$208,328	O.K.
69										
70										
71	COE TRANSMISSION:									
72										
73	CAT 4.12 Exchange Trunk	\$230,221	123	\$230,221	\$0	\$0	\$0	\$0	\$0	O.K.
74	CAT 4.12 Exch. Tr. Direct	0	V42	0	0	0	0	0	0	O.K.
75	CAT 4.13 Exch. Ln. Message	263,359	G13	197,519	0	65,840	0	0	65,840	O.K.
76	CAT 4.13 PL, WATS, Local	5,419	F18	3,251	0	0	0	2,168	2,168	O.K.
77	CAT 4.13 Direct	0	V45	0	0	0	0	0	0	O.K.
78	CAT 4.23 Message	344,954	G18	182,068	0	162,886	0	0	162,886	O.K.
79	CAT 4.23 PL, WATS	0	F24	0	0	0	0	0	0	O.K.
80	CAT 4.23 Direct	3,760	V48	3,539	0	0	0	221	221	O.K.
81	CAT 4.3 H/R Message	0	G29	0	0	0	0	0	0	O.K.
82	CAT 4.3 WATS	0	V50	0	0	0	0	0	0	O.K.
83	CAT 4.3 Direct	0	V51	0	0	0	0	0	0	O.K.
84										
85	Total COE CAT 4	\$847,713		\$616,599	\$0	\$228,726	\$0	\$2,389	\$231,114	O.K.
86										
87										
88	INFORMATION ORIGINATION/TERMINATION:									
89										
90	CAT 1 Other IOT Equipment	\$0	G13	\$0	\$0	\$0	\$0	\$0	\$0	O.K.
91	CAT 1 Coinless Pay Phones	0	G18	0	0	0	0	0	0	O.K.
92	CAT 2 CP Equipment	0	V70	0	0	0	0	0	0	O.K.
93										
94	Total IOT Equipment	\$0		\$0	\$0	\$0	\$0	\$0	\$0	O.K.
95										
96										

EAST PLAINS TELECOM

		Intrastate								
		Message Telephone Service				Private Line		TOTAL		
***** FCC PART 36 ***** Plant Investment Detail		TOTAL COMPANY	Source/ Allocator	Interstate and Other	interLATA	IntraLATA	InterLATA	IntraLATA	INTRASTATE	
(A)	(B)	(C)	(D)	(E)	(F)	(G)	(H)	(I)		
111	CABLE AND WIRE FACILITIES:									
112										
113	CAT 1.1 IntraLATA PL/WATS	35,500	F31	\$21,300	\$0	\$0	\$0	\$14,200	\$14,200	O.K.
114	CAT 1.2 InterLATA PL/WATS	0	F31	0	0	0	0	0	0	O.K.
115	CAT 1.3 Joint Message	1,725,285	G13	1,293,964	0	431,321	0	0	431,321	O.K.
116	Other CAT 1 C&WF	0	V74	0	0	0	0	0	0	O.K.
117										
118	Total CAT 1 C&WF	\$1,760,785		\$1,315,264	\$0	\$431,321	\$0	\$14,200	\$445,521	O.K.
119										
120	CAT 2 C&WF	\$164,732	G28	\$164,732	\$0	\$0	\$0	\$0	\$0	O.K.
121	CAT 2 C&WF, Wideband	0	V76	0	0	0	0	0	0	O.K.
122										
123	Total CAT 2 C&WF	\$164,732		\$164,732	\$0	\$0	\$0	\$0	\$0	O.K.
124										
125	CAT 3 Joint Message	498,793	G17	263,885	0	234,908	0	0	\$234,908	O.K.
126	CAT 3 PL/WATS etc.	0	F36	0	0	0	0	0	0	O.K.
127	CAT 3 Direct	2,993	V79	2,466	0	0	0	527	527	O.K.
128										
129	Total CAT 3 C&WF	\$501,786		\$266,351	\$0	\$234,908	\$0	\$527	\$235,435	O.K.
130										
131	CAT 4 Message	\$0	G29	\$0	\$0	\$0	\$0	\$0	\$0	O.K.
132	CAT 4 WATS	0	V81	0	0	0	0	0	0	O.K.
133	CAT 4 Direct	0	V82	0	0	0	0	0	0	O.K.
134										
135	Total CAT 4 C&WF	\$0		\$0	\$0	\$0	\$0	\$0	\$0	O.K.
136										
137	TOTAL C&WF	\$2,427,303		\$1,746,347	\$0	\$666,229	\$0	\$14,727	\$680,956	O.K.
138										
139										
140	CAPITAL LEASES:									
141										
142	Allocable Support Leases	\$0	H14	\$0	\$0	\$0	\$0	\$0	\$0	O.K.
143	Direct Support Leases	0	V84	0	0	0	0	0	0	O.K.
144										
145	Total Support Leases	\$0		\$0	\$0	\$0	\$0	\$0	\$0	O.K.

EAST PLAINS TELECOM

***** FCC PART 36 ***** Plant Investment Detail (A)	TOTAL COMPANY (B)	Source/ Allocator (C)	Interstate and Other (D)	Intrastate				TOTAL INTRASTATE (I)	
				Message Telephone Service		Private Line			
				InterLATA (E)	IntraLATA (F)	InterLATA (G)	IntraLATA (H)		
160									
161 COE Operator	\$0	H16	\$0	\$0	\$0	\$0	\$0	\$0	O.K.
162 COE Tandem Switch	0	H17	0	0	0	0	0	0	O.K.
163 COE Local Switch	0	H18	0	0	0	0	0	0	O.K.
164 COE Transmission	0	H20	0	0	0	0	0	0	O.K.
165 COE Direct	0	V89	0	0	0	0	0	0	O.K.
166									
167 Total COE Leases	\$0		\$0	\$0	\$0	\$0	\$0	\$0	O.K.
168									
169 IOT Leases	\$0	V90	\$0	\$0	\$0	\$0	\$0	\$0	O.K.
170									
171 C&WF Leases	\$0	V91	\$0	\$0	\$0	\$0	\$0	\$0	O.K.
172									
173 TOTAL CAPITAL LEASES	\$0		\$0	\$0	\$0	\$0	\$0	\$0	O.K.
174									
175									
176 LEASEHOLD IMPROVEMENTS:									
177									
178 Land and Support Assets	\$0	H14	\$0	\$0	\$0	\$0	\$0	\$0	O.K.
179 COE Switching	0	H18	0	0	0	0	0	0	O.K.
180 COE Operator	0	H16	0	0	0	0	0	0	O.K.
181 COE Transmission	0	H20	0	0	0	0	0	0	O.K.
182 IOT	0	V96	0	0	0	0	0	0	O.K.
183 C&WF	0	V97	0	0	0	0	0	0	O.K.
184 Other	0	V98	0	0	0	0	0	0	O.K.
185									
186 TOTAL LEASEHOLD IMPROVEMENTS	\$0		\$0	\$0	\$0	\$0	\$0	\$0	O.K.
187									
188									
189 TPIS, EXCL. ACCT. No. 2690	\$4,884,957		\$3,620,676	\$0	\$1,244,968	\$0	\$19,313	\$1,264,281	O.K.

EAST PLAINS TELECOM

									Intrastate			
									Message Telephone Service		Private Line	
***** FCC PART 36 ***** Plant Investment Detail	TOTAL COMPANY	Source/ Allocator	Interstate and Other	InterLATA	IntraLATA	InterLATA	IntraLATA	TOTAL INTRASTATE				
(A)	(B)	(C)	(D)	(E)	(F)	(G)	(H)	(I)				
204	INTANGIBLE ASSETS:											
205												
206	\$43,142	H36	\$31,976	\$0	\$10,995	\$0	\$171	\$11,166	O.K.			
207	0	V100	0	0	0	0	0	0	O.K.			
208												
209	\$43,142		\$31,976	\$0	\$10,995	\$0	\$171	\$11,166	O.K.			
210												
211												
212	OTHER TELEPHONE PLANT:											
213												
214	\$0	---	\$0	\$0	\$0	\$0	\$0	\$0	O.K.			
215	0	---	0	0	0	0	0	0	O.K.			
216	0	H35	0	0	0	0	0	0	O.K.			
217	0	V124	0	0	0	0	0	0	O.K.			
218	301,418	H35	223,408	0	76,819	0	1,192	78,010	O.K.			
219	0	V126	0	0	0	0	0	0	O.K.			
220	0	H35	0	0	0	0	0	0	O.K.			
221	0	V104	0	0	0	0	0	0	O.K.			
222												
223	\$301,418		\$223,408	\$0	\$76,819	\$0	\$1,192	\$78,010	O.K.			

EAST PLAINS TELECOM

Private Line

***** FCC PART 36 ***** Functional Distribution of Selected Investments	TOTAL COMPANY	Joint Use Message	Interstate				Intrastate		Extended Area Service	Other	
			InterLATA	IntraLATA	InterLATA	IntraLATA					
			(D)	(E)	(F)	(G)					
(A)	(B)	(C)	(D)	(E)	(F)	(G)	(H)	(I)			
13 TRANS. CCT EQUIPMENT:											
14											
15 Working Loops	1,240	1,215	0	0	0	10	0	15	O.K.		
16 Avg. Cost per Loop	216.76	216.76	216.76	216.76	216.76	216.76	216.76	216.76			
17											
18 CAT 4.13 Exch Ln. Invest.	\$268,778	\$263,359	\$0	\$0	\$0	\$2,168	\$0	\$3,251			
19											
20											
21 Circuit Terminations	173	173	0	0	0	0	0	0	O.K.		
22 Avg. Cost per Termination	1,993.95	1,993.95	1,993.95	1,993.95	1,993.95	1,993.95	1,993.95	1,993.95			
23											
24 CAT 4.23 Other IX	\$344,954	\$344,954	\$0	\$0	\$0	\$0	\$0	\$0			
25											
26											
27 C&WF INVESTMENT:											
28											
29 Working Loops	1,240	1,215	0	0	0	10	0	15			
30 Loops Factor	1.000000	0.979839	0.000000	0.000000	0.000000	0.008065	0.000000	0.012097			
31 CAT 1 Exchange C&WF	\$1,760,785	\$1,725,285	\$0	\$0	\$0	\$14,200	\$0	\$21,300	O.K.		
32											
33											
34 Equivalent IX Circuit Miles	4,117	4,117	0	0	0	0	0	0	O.K.		
35 IX Cct. Miles Factor	1.000000	1.000000	0.000000	0.000000	0.000000	0.000000	0.000000	0.000000			
36 CAT 3 Interexch. C&WF	\$498,793	\$498,793	\$0	\$0	\$0	\$0	\$0	\$0			

CONFIDENTIAL

2

South Dakota Public Utilities Commission
WEEKLY FILINGS
For the Period of June 20, 2002 through June 26, 2002

**If you need a complete copy of a filing faxed, overnight expressed, or mailed to you,
please contact Delaine Kolbo within five business days of this report. Phone:
605-773-3705 Fax: 605-773-3809**

CONSUMER COMPLAINTS

CT02-023 In the Matter of the Complaint filed by Leroy Hill Law Office, Belle Fourche, South Dakota, against Qwest Corporation Regarding Billing, Poor Service, Disconnect and Phone Book Listing.

Complainant's representative requested dual service in January 2002, while he was in the process of moving his business. When he requested that the dual service be stopped, Qwest disconnected his home telephone service. In May 2002, Complainant's representative received a bill from Qwest for \$461.21. When Qwest was contacted about the billing, he was instructed to not pay the bill as he was still being billed for dual service. On June 17, 2002, Complainant's business phone service was disconnected. When Qwest was contacted about the disconnect, he was advised that Qwest was attempting to disconnect the dual service and that service would be restored. On this same day he received a disconnect notice from Qwest indicating that he needed to pay \$515.99 or his service would be disconnected on June 20, 2002. When a customer attempted to contact Complainant's representative, the customer was not able to find the Complainant's business phone listing in the Qwest phone book. Complainant has had its business listed in the phone book since 1962. Complainant's representative states that because his number and new address are not listed in the phone book, he has lost business. Complainant's representative has had to spend money for advertising to try and notify consumers of his new location and telephone number. Complainant's representative does not know what remedy will make him whole, but he does request a substantial sum from Qwest to reimburse him for the unnecessary advertising.

Staff Analyst: Mary Healy
Staff Attorney: Karen Cremer
Date Docketed: 06/25/02
Intervention Deadline: N/A

TELECOMMUNICATIONS

TC02-069 In the Matter of the Filing for Approval of Statement of Generally Available Terms and Conditions for Interconnection, Unbundled Network Elements, Ancillary Services and Resale of Telecommunications Services between Qwest Corporation and BridgeBand Communications, Inc.

On June 20, 2002, the Commission received for approval a filing of an Agreement for Terms and Conditions for Interconnection, Unbundled Network Elements, Ancillary Services and Resale of Telecommunications Services between Qwest Corporation (Qwest) and BridgeBand Communications Inc., (BridgeBand). According to the parties, the agreement is a negotiated agreement which sets forth the terms, conditions and prices under which Qwest will offer and provide to any requesting CLEC network interconnection, access to unbundled network elements, ancillary services and telecommunications services available for resale. The Agreement is limited to the geographical areas in which Qwest is the incumbent local exchange carrier within the State of South Dakota for purposes of providing local telecommunications services. Any party wishing to comment on the agreement may do

so by filing written comments with the Commission and the parties to the agreement no later than July 10, 2002. Parties to the agreement may file written responses to the comments no later than twenty days after the service of the initial comments.

Staff Attorney: Kelly Frazier
Date Docketed: 06/20/02
Initial Comments Due: 07/10/02

TC02-070 In the Matter of the Establishment of Switched Access Rates for the Local Exchange Carriers Association.

On June 20, 2002, the Local Exchange Carriers Association filed tariff sheets to reflect the consolidation of Sancom, Inc. into Sanborn Telephone Cooperative and Sanborn Telephone Cooperative change of name to Santel Communications Cooperative, Inc.

Staff Analyst: Harlan Best
Staff Attorney: Karen Cremer
Date Docketed: 06/20/02
Intervention Deadline: 07/12/02

TC02-071 In the Matter of the Establishment of Switched Access Revenue Requirement for Baltic Telecom Cooperative.

On June 20, 2002, Baltic Telecom Cooperative, Baltic, South Dakota, filed a switched access cost study developing a revenue requirement and minutes of use that are included in the revenue requirement and minutes of use used to determine the switched access rates for the Local Exchange Carrier Association.

Staff Analyst: Keith Senger
Staff Attorney: Karen Cremer
Date Docketed: 06/20/02
Intervention Deadline: 07/12/02

TC02-072 In the Matter of the Establishment of Switched Access Revenue Requirement for East Plains Telecom, Inc.

On June 20, 2002, East Plains Telecom, Inc., Baltic, South Dakota, filed a switched access cost study developing a revenue requirement and minutes of use that are included in the revenue requirement and minutes of use used to determine the switched access rates for the Local Exchange Carrier Association.

Staff Analyst: Keith Senger
Staff Attorney: Karen Cremer
Date Docketed: 06/20/02
Intervention Deadline: 07/12/02

TC02-073 In the Matter of the Establishment of Switched Access Revenue Requirement for Sanborn Telephone Cooperative and SANCOM, Inc.

On June 20, 2002, Sanborn Telephone Cooperative, Woonsocket, South Dakota, filed a switched access cost study developing a revenue requirement and minutes of use that are included in the revenue requirement and minutes of use used to determine the switched access rates for the Local Exchange Carrier Association.

Staff Analyst: Harlan Best
Staff Attorney: Karen Cremer
Date Docketed: 06/20/02
Intervention Deadline: 07/12/02

TC02-074 In the Matter of the Establishment of Switched Access Revenue Requirement for Valley Telecommunications Cooperative Association.

On June 20, 2002, Valley Telecom Cooperative Association, Herried, South Dakota, filed a switched access cost study developing a revenue requirement and minutes of use that are included in the revenue requirement and minutes of use used to determine the switched access rates for the Local Exchange Carrier Association.

Staff Analyst: Heather Forney
Staff Attorney: Karen Cremer
Date Docketed: 06/20/02
Intervention Deadline: 07/12/02

TC02-075 In the Matter of the Filing by Kadoka Telephone Company to Establish Switched Access Rates.

On June 25, 2002, Kadoka Telephone Company, Kadoka, South Dakota, filed revised Switched Access Tariff rates with a proposed effective date of August 1, 2002. In accordance with ARSD 20:10:27:12, the switched access rates are the average of all cost companies (for the year ended December 31, 2000) in South Dakota excluding Qwest Corporation.

Staff Analyst: Harlan Best
Staff Attorney: Karen Cremer
Date Docketed: 06/25/02
Intervention Deadline: 07/12/02

TC02-076 In the Matter of the Establishment of Switched Access Revenue Requirement for Brookings Municipal Telephone Company.

On June 26, 2002, the City of Brookings Municipal Telephone Department filed a switched access cost study developing a revenue requirement and minutes of use that are included in the revenue requirement and minutes of use used to determine the switched access rates for the Local Exchange Carrier Association.

Staff Analyst: Heather Forney
Staff Attorney: Karen Cremer
Date Docketed: 06/26/02
Intervention Deadline: 07/12/02

**You may receive this listing and other PUC publications via our website or via internet e-mail.
You may subscribe or unsubscribe to the PUC mailing lists at <http://www.state.sd.us/puc>**

BARKER WILSON REYNOLDS & BURKE
L A W Y E R S

KENNETH E. BARKER**

MICHAEL A. WILSON†

MICHAEL P. REYNOLDS**

JOHN W. BURKE***

4200 BEACH DRIVE
P.O. BOX 9335
RAPID CITY, SD 57709-9335
605.343.6400 • FAX: 605.343.4841

117 5TH AVENUE
P.O. BOX 100
BELLE FOURCHE, SD 57717-0100
605.892.2743 • FAX: 605.892.4273

REPLY TO: BELLE FOURCHE OFFICE

July 9, 2002

VIA HAND DELIVERY

RECEIVED

JUL 09 2002

Debra Elofson
Executive Director
Public Utilities Commission
State Capitol
500 East Capitol
Pierre, SD 57501

**SOUTH DAKOTA PUBLIC
UTILITIES COMMISSION**

Re: S&S Communciations v. Local Exchange Carriers Association TC02-070
S&S Communications v. Baltic Telecom Cooperative TC02-071
S&S Communications v. East Plains Telecom, Inc. TC02-072
S&S Communications v. Sanborn Telephone Cooperative/SANCOM, Inc. TC02-073
S&S Communications v. Valley Telecomm. Cooperative Association TC02-074
S&S Communications v. Kadoka Telephone Company TC02-075
S&S Communications v. Brookings Municipal Telephone Company TC02-076

Dear Debra:

Enclosed please find the original and ten copies of each of the following listed documents for filing in the above-referenced matters:

1. In the Matter of the Establishment of Switched Access Rates for the Local Exchange Carriers Association - S&S Communications'Petition to Intervene;
2. In the Matter of the Establishment of Switched Access Revenue Requirement for Baltic Telecom Cooperative - S&S Communications'Petition to Intervene;
3. In the Matter of the Establishment of Switched Access Revenue Requirement for East Plains Telecom, Inc. - S&S Communications'Petition to Intervene;
4. In the Matter of the Establishment of Switched Access Revenue Requirement for Sanborn Telephone Cooperative and SANCOM, Inc. - S&S Communications'Petition to Intervene;
5. In the Matter of the Establishment of Switched Access Revenue Requirement for Valley Telecommunications Cooperative Association - S&S Communications' Petition to Intervene;

6. In the Matter of the Filing by Kadoka Telephone Company to Establish Switched Access Rates - S&S Communications' Petition to Intervene; and,
7. In the matter of the Establishment of Switched Access Revenue Requirement for Brookings Municipal Telephone Company - S&S Communications' Petition to Intervene.


By copies of this letter, copies of the same are being served upon the opposing parties via first class mail.

If you have any questions, please feel free to give me a call at any time.

Best regards.

Sincerely,

BARKER, WILSON, REYNOLDS & BURKE, L.L.P.



John W. Burke
For the Firm

JWB/bb

Enclosures

cc: S&S Communications
Don Lee
Gene Kroell
Don Snyders
Dianna Quaschnick
Pat Morse
Craig Osvog

RECEIVED

BEFORE THE PUBLIC UTILITIES COMMISSION
OF THE STATE OF SOUTH DAKOTA

JUL 09 2002

SOUTH DAKOTA PUBLIC
UTILITIES COMMISSION
TC02-072

IN THE MATTER OF THE ESTABLISHMENT OF
SWITCHED ACCESS REVENUE REQUIREMENT
FOR EAST PLAINS TELECOM, INC.

)
)
)
)
)
)
)
)
)

S&S COMMUNICATIONS'
PETITION TO INTERVENE

COMES NOW S&S Communications, by and through its attorney, John W. Burke, and, in accordance with A.R.S.D. 20:10:01:15.02, hereby moves the Commission for leave to intervene in the above-captioned matter. This Petition is based upon the following.

1. S&S Communications is a switch-based interexchange carrier located in Aberdeen, South Dakota. S&S Communications provides both intra and interstate message telecommunications services to its subscribers.
2. To provide intrastate message telecommunications services to its subscribers, S&S Communications requires the following switched access services from the Rural Local Exchange Carriers in South Dakota ("RLECs"): (1) Carrier Common Line Access Service (originating and terminating); (2) Local Switching (originating and terminating); and (3) Local Transport (originating and terminating). The RLECs necessarily includes East Plains Telecom, Inc.
3. Because S&S Communications purchases switched access services from East Plains Telecom, Inc., any increase in the rates of such services will directly and immediately affect the pecuniary interests of S&S Communications as it will naturally affect S&S Communications' operating expenses.
4. Tariff filings, including charges for switched access services, always raise important and complex issues which should not be resolved without a careful and thorough

investigation. For example, there may be certain costs included that are ineligible because they have already been recovered, or are being recovered through other mechanisms.

5. In addition to the fact that the Commission's decision will directly and immediately affect the pecuniary interests of S&S Communications, the Commission's decision will directly and immediately affect the customers of switched access services in general.

WHEREFORE, S&S Communications respectfully requests leave to intervene in the above-captioned matter.

Dated this 9th day of July, 2002.

BARKER, WILSON, REYNOLDS & BURKE, L.L.P.
Attorneys for S&S Communications

By: 


John W. Burke
117 5th Avenue
P.O. Box 100
Belle Fourche, SD 57717-0100
Tel: (605) 723-8000
Fax: (605) 723-8010

CERTIFICATE OF SERVICE

I, John W. Burke, hereby certify that on the 9th day of July, 2002, I caused a copy of the foregoing **S&S COMMUNICATIONS' PETITION TO INTERVENE** to be served upon:

Don Lee, Director of Settlements
Martin Group, Inc.
1515 North Sanborn Boulevard
Mitchell, SD 57301-1021

East Plains Telecom, Inc.
Don Snyders, General Manager
P.O. Box 307
Baltic, SD 57003


John W. Burke

**BEFORE THE PUBLIC UTILITIES COMMISSION
OF THE STATE OF SOUTH DAKOTA**

IN THE MATTER OF THE ESTABLISHMENT)	ORDER GRANTING
OF SWITCHED ACCESS REVENUE)	PETITION TO INTERVENE;
REQUIREMENT FOR EAST PLAINS)	ORDER ASSESSING FILING
TELECOM, INC.)	FEE
)	TC02-072

On June 20, 2002, East Plains Telecom, Inc. (East Plains) filed for approval by the Public Utilities Commission (Commission) its 2001 Intrastate Switched Access Cost Study.

On June 27, 2002, the Commission electronically transmitted notice of the filing and the intervention deadline of July 12, 2002, to interested individuals and entities. On July 9, 2002, the Commission received a Petition to Intervene from S&S Communications (S&S).

SDCL 49-31-12.6 authorizes the Commission to require a deposit of up to one hundred thousand dollars (\$100,000) in the South Dakota Public Utilities Commission's (SDPUC) regulatory assessment fee fund to defray Commission expenses incident to analyzing and ruling upon this type of filing.

The Commission has jurisdiction over this matter pursuant to SDCL 1-26-17.1, 49-1A-9, 49-31-12.6, 49-31-18, 49-31-19 and ARSD 20:10:01:15.02, 20:10:01:15.05, 20:10:27:07 and 20:10:27:08.

On July 23, 2002, at its regularly scheduled meeting, the Commission found that S&S' Petition to Intervene was timely filed and demonstrates good cause to grant intervention. Further, the Commission, pursuant to SDCL 49-31-12.6, unanimously voted to assess East Plains a \$1,000 filing fee, subject to additional amounts as requested by the Executive Director up to the statutory limit of \$100,000. It is therefore

ORDERED, that S&S' Petition to Intervene is granted; and it is further

ORDERED, that East Plains shall deposit an initial assessment of \$1,000 in the SDPUC regulatory assessment fee fund and shall deposit any additional amounts as requested by the Executive Director up to the statutory limit of \$100,000.

Dated at Pierre, South Dakota, this 7th day of August, 2002.

CERTIFICATE OF SERVICE
The undersigned hereby certifies that this document has been served today upon all parties of record in this docket, as listed on the docket service list, by facsimile or by first class mail, in properly addressed envelopes, with charges prepaid thereon.
By: <u><i>Delaine Kalbo</i></u>
Date: <u>8/7/02</u>
(OFFICIAL SEAL)

BY ORDER OF THE COMMISSION:

James A. Burg
JAMES A. BURG, Chairman

Pam Nelson
PAM NELSON, Commissioner

Robert K. Sahr *by*
ROBERT K. SAHR, Commissioner *dk*

August 9, 2002

Ms. Deb Elofson
Executive Director
Public Utilities Commission
State of South Dakota
500 East Capitol
Pierre, SD 57501

RECEIVED
AUG 12 2002
SOUTH DAKOTA PUBLIC
UTILITIES COMMISSION

Dear Ms. Elofson:

On behalf of East Plains Telecom, Inc., Martin Group, Inc. requests confidentiality for any and all information provided to the South Dakota Public Utilities Commission (PUC) pertaining to Docket TC02-072.

In accordance with rules ARSD 20:10:01:39 through 20:10:01:45(1), we request all information filed concerning Docket TC02-072 be considered confidential including, but not limited to, the following:

- The actual Part 36/69 separations run, which reflects revenue requirements as well as access rates, including tariff exhibit.
- Trial balance – financial information.
- General ledger – including detail of each account analysis.
- All cost study plant and expense summary pages, including adjustments and associated work papers.
- All plant facility information and analysis including central office equipment, cable and wire facilities, loop and circuit counts.
- Any depreciation expense analysis.
- Any commercial expense analysis.
- Access minutes of use information.
- Development of traffic allocation factors.
- Any correspondence transmittal letters which include responses to questions concerning the filing, which are directed to the South Dakota Public Utilities Commission with reference to the East Plains Telecom, Inc. TC02-072, tariff filing.
- Any and all responses to PUC staff data requests.

This request applies to any previously sent information provided to the South Dakota Public Utilities Commission as well as any forthcoming information to be provided to the South Dakota Public Utilities Commission which pertains to this particular filing.

In accordance with rule ARSD 20:10:01:41(2)

It is requested that the aforementioned information maintain confidentiality status for a five-year time frame.


In accordance with rule ARSD 20:10:01:41(3)

The contact for the confidentiality request is as follows:

Don Lee
General Manager, Business Services
Martin Group, Inc.
1515 North Sanborn Boulevard
Mitchell, SD 57301
(605) 995-2573

If you should have any questions regarding the information provided, please feel free to contact me at (605) 995-2573.

Sincerely,
Martin Group, Inc.


Don Lee *by DLS*
General Manager, Business Services

DL/JH

cc: Mr. Harlan Best, Utility Analyst, South Dakota Public Utilities Commission
Ms. Heather Forney, Utility Analyst, South Dakota Public Utilities Commission
Mr. Keith Senger, Utility Analyst, South Dakota Public Utilities Commission
Mr. Don Snyders, Manager, East Plains Telecom, Inc.

RECEIVED

BEFORE THE PUBLIC UTILITIES COMMISSION
OF THE STATE OF SOUTH DAKOTA

AUG 26 2002

**SOUTH DAKOTA PUBLIC
UTILITIES COMMISSION**


IN THE MATTER OF THE ESTABLISHMENT OF SWITCHED ACCESS REVENUE REQUIREMENT FOR EAST PLAINS TELECOM, INC.	Docket No. TC02-072 NOTICE OF APPEARANCE AND REQUEST FOR SERVICE
---	--

NOTICE OF APPEARANCE AND
REQUEST FOR SERVICE OF DOCUMENTS

NOTICE IS HEREBY GIVEN that Darla Pollman Rogers, of Meyer & Rogers, P. O. Box 1117, Pierre, South Dakota 57501, hereby appears on behalf of EAST PLAINS TELECOM, INC. in the above-entitled docket for all purposes allowed by the rules.

You are requested to serve copies of any and all documents filed in said docket on the undersigned.

DATED this 26th day of August, 2002.



Darla Pollman Rogers
Meyer & Rogers
P. O. Box 1117
Pierre, South Dakota 57501
Attorney for
EAST PLAINS TELECOM, INC.

KENNETH E. BARKER"
MICHAEL A. WILSON"
MICHAEL P. REYNOLDS"
JOHN W. BURKE"
JEFFERY D. COLLINS

BARKER WILSON REYNOLDS & BURKE
LAWYERS

www.courtroomcounselors.com

4200 BEACH DRIVE
P.O. Box 9335
RAPID CITY, SD 57709-9335
605.718.8000 • FAX: 605.718.8010

211 ZINNIA STREET
P.O. Box 100
BELLE FOURCHE, SD 57717-0100
605.723.8000 • FAX: 605.723.8010

REPLY TO: BELLE FOURCHE OFFICE

September 4, 2002

RECEIVED

SEP 06 2002

**SOUTH DAKOTA PUBLIC
UTILITIES COMMISSION**

Debra Elofson
Executive Director
Public Utilities Commission
State Capitol
500 East Capitol
Pierre, SD 57501

Re: S&S Communciations' Request for Access to Confidential Information

Dear Debra:

Enclosed please find the original and ten copies of each of *S&S Communications' Request for Access to Confidential Information* regarding the following for filing in the above-referenced matter.

1. In the Matter of the Establishment of Switched Access Revenue Requirement for Baltic Telecom Cooperative - TC02-071;
2. In the Matter of the Establishment of Switched Access Revenue Requirement for Beresford Municipal Telephone Company - TC02-080;
3. In the Matter of the Establishment of Switched Access Revenue Requirement for Bridgewater-Canistota Independent Telephone Company - TC02-078;
4. In the Matter of the Establishment of Switched Access Revenue Requirement for Brookings Municipal Telephone Company- TC02-076;
5. In the Matter of the Establishment of Switched Access Revenue Requirement for East Plains Telecom, Inc. - TC02-072;
6. In the Matter of the Establishment of Switched Access Revenue Requirement for Fort Randall Telephone Company and Mt. Rushmore Telephone Company - TC02-086;
7. In the Matter of the Establishment of Switched Access Revenue Requirement for Interstate Telecommunication Cooperative, Inc. - TC02-053;
8. In the Matter of the Establishment of Switched Access Revenue Requirement for Kennebec Telephone Company - TC02-079;
9. In the Matter of the Establishment of Switched Access Revenue Requirement for Local Exchange Carriers Association - TC02-090;
10. In the Matter of the Establishment of Switched Access Revenue Requirement for McCook Cooperative Telephone Company - TC02-068;
11. In the Matter of the Establishment of Switched Access Revenue Requirement for Midstate Communications, Inc. - TC02-067;

12. In the Matter of the Establishment of Switched Access Revenue Requirement for Sanborn Telephone Cooperative and SANCOM, Inc. - TC02-073;
13. In the Matter of the Establishment of Switched Access Revenue Requirement for Sioux Valley Telephone Company - TC02-058;
14. In the Matter of the Establishment of Switched Access Revenue Requirement for South Dakota Network, L.L.C. - TC02-091;
15. In the Matter of the Establishment of Switched Access Revenue Requirement for Splitrock Properties, Inc. - TC02-065;
16. In the Matter of the Establishment of Switched Access Revenue Requirement for Splitrock Telecom Cooperative, Inc. - TC02-066;
17. In the Matter of the Establishment of Switched Access Revenue Requirement for Sully Buttes Telephone Cooperative, Inc. - TC02-064;
18. In the Matter of the Establishment of Switched Access Revenue Requirement for Tri-County Telcom, Inc. - TC02-089;
19. In the Matter of the Establishment of Switched Access Revenue Requirement for Union Telephone Company - TC02-077;
20. In the Matter of the Establishment of Switched Access Revenue Requirement for Valley Telecommunications Cooperative Association - TC02-074;
21. In the Matter of the Establishment of Switched Access Revenue Requirement for Vivian Telephone Company - TC02-054;
22. In the Matter of the Establishment of Switched Access Revenue Requirement for West River Cooperative Telephone Company - TC02-052.

By copies of this letter, copies of the same are being served upon the opposing parties via first class mail.


By this letter, I would also request that I be advised that if any of the above entities did not request confidential treatment of their submissions as required by A.R.S.D. 20:10:01:41.

If you have any questions, please feel free to give me a call at any time.

Best regards.

Sincerely,

BARKER, WILSON, REYNOLDS & BURKE, L.L.P.



John W. Burke
For the Firm

JWB/bb
Enclosures

cc: S&S Communications
Darla Pollman Rogers
Michael Bradley (Fort Randall documents only)
Richard Helsing (Brookings documents only)

BEFORE THE PUBLIC UTILITIES COMMISSION
OF THE STATE OF SOUTH DAKOTA

RECEIVED

SEP 06 2002

IN THE MATTER OF THE ESTABLISHMENT OF
SWITCHED ACCESS REVENUE REQUIREMENT
FOR EAST PLAINS TELECOM, INC.

)
)
)
)
)
)
)
)
)
)
)

SOUTH DAKOTA PUBLIC
UTILITIES COMMISSION
TC02-072

S&S COMMUNICATIONS'
REQUEST FOR ACCESS
TO CONFIDENTIAL
INFORMATION

COMES NOW S&S Communications, by and through its attorney, John W. Burke, and,
in accordance with A.R.S.D. 20:10:01:43, hereby requests access to confidential information.

This request is based upon the following.

1. The South Dakota Public Utilities Commission granted S&S Communications' request to intervene in the above-captioned matter.
2. On July 26, 2002, S&S Communications served Intervenor's Discovery Requests, which included requests for the following:

REQUEST NO. 1: Please provide copies, as well as an electronic version of, any and all documents that you submitted and/or provided to the South Dakota Public Utilities Commission in connection with this matter, including, but not limited to, any switched access cost study(ies).

REQUEST NO. 2: Please provide copies, as well as an electronic version of, any and all documents that support and/or provide foundation for, any switched access cost study that you submitted and/or provided to the South Dakota Public Utilities Commission in connection with this matter.

REQUEST NO. 3: Please provide copies, as well as an electronic version of, any and all documents that you submitted and/or provided to the South Dakota Public Utilities Commission in response to any and all data requests issued by the South Dakota Public Utilities Commission subsequent to the commencement of this matter.

3. Thirty-one days after the above-referenced Requests had been served, East Plains Telecom, Inc. responded to the above Requests as follows:

(Response to REQUEST NO. 1):

East Plains objects to this Request. Reasons for Objection: East Plains objects to providing the requested information to Intervenor at this time because said information has been submitted to the Commission as proprietary in nature and constituting trade secrets of the company, pursuant to the Commission's confidentiality rules. Accordingly, said information is not subject to discovery outside of the procedures set forth in said rules.

(Response to REQUEST NO. 2):

East Plains objects to this request. Reasons for Objection: (1) The request is overly broad, vague, and production as requested would be unduly burdensome and work a hardship on East Plains; (2) the information requested goes beyond what is of record in this docket; and (3) some or all of the documents that support the switched access cost study may be proprietary in nature and constitute trade secrets of East Plains, and there is no protective order in place to protect the proprietary nature of these documents. Prior to discovery of such information, the Commission's confidentiality rules would need to be followed.

(Response to REQUEST NO. 3):

East Plains objects to this request. Reasons for Objection: East Plains objects to providing the requested information to Intervenor at this time because said information has been submitted to the Commission as proprietary in nature and constituting trade secrets of the company, pursuant to the Commission's confidentiality rules. Accordingly, said information is not subject to discovery outside of the procedures set forth in said rules.

4. Any increase of the rates charged for switched access services will directly and immediately affect the pecuniary interests of S&S Communications as it will naturally affect S&S Communications' operating expenses. However, without access to the above-described documents, S&S Communications cannot meaningfully participate in this important proceeding.

WHEREFORE, S&S Communications respectfully requests access to the above-described documents which are claimed to be confidential information.

Dated this 4th day of September, 2002.

BARKER, WILSON, REYNOLDS & BURKE, L.L.P.
Attorneys for S&S Communications


By:  _____

John W. Burke
147 5th Avenue
P.O. Box 100
Belle Fourche, SD 57717-0100
Tel: (605) 723-8000
Fax: (605) 723-8010

CERTIFICATE OF SERVICE

I, John W. Burke, hereby certify that on the 4th day of September, 2002, I caused a copy of the foregoing **S&S COMMUNICATIONS' REQUEST FOR ACCESS TO CONFIDENTIAL INFORMATION** to be served upon:

Darla Pollman Rogers
Meyer & Rogers
P.O. Box 1117
Pierre, SD 57501



John W. Burke

November 25, 2002

RECEIVED

NOV 26 2002

**SOUTH DAKOTA PUBLIC
UTILITIES COMMISSION**

Mr. Keith Senger
Utility Analyst
South Dakota Public Utilities Commission
State of South Dakota
500 East Capitol
Pierre, SD 57501

Ref: SD 6238
2001 Switched Access Filing

Dear Mr. Senger:

This letter is in response to your request for revised traffic factors for the East Plains Telecom 2001 Intrastate Cost Study, filed under Docket Number TC02-072. In addition to the requested traffic factor revisions, we have also revised the East Plains Telecom 2001 Intrastate Cost Study to include \$43,142.40 of account code number 2690, Amortization Reserve – Intangibles on the PUC Summary Form sheet V, line # 137. The \$43,142.40 amortization reserve balance was inadvertently excluded from the June 18, 2002 East Plains Telecom 2001 Intrastate Cost Study submission.

The following documentation is included in the study:

1. Five (5) copies of the PUC Summary Forms
2. One (1) copy of the program disk

and three (3) copies of the following backup data (to be treated as proprietary information):

3. Direct Assignment Worksheet
4. Account Code 6232, Circuit Equipment Expense
5. Account Code 6423.4, Buried Cable Expense
6. Account Code 6623, Customer Services Expense with Separations detail
7. End User Billing Summary
8. User Study
9. RUP Factor Development
10. Central Office Equipment Worksheets
11. Annual Traffic Worksheets

June 18, 2002

Page 2 of 2

If you have any questions or comments concerning the enclosed, please feel free to contact me at 605-995-2573.

Sincerely,
Martin Group, Inc.

Don Lee by D.A.B.

Don Lee

DAB/bkk

enclosure: Summary Forms (5)
Program Disk (1)
Access Study Supporting Data (3)

cc: Don Snyders - Manager

RECEIVED

NOV 26 2002

SOUTH DAKOTA PUBLIC UTILITIES COMMISSION

EAST PLAINS TELECOM

***** FCC PART 69 *****

Intrastate Toll Revenue Requirement Summary	Part 36 Total	Source	Common Line	Local Switching	Information	Common Transport	Billing and Collection	Other	
(A)	(B)	(C)	(D)	(E)	(F)	(G)	(H)	(I)	
INTRALATA:									
15 Net Investment	\$794,919	J13	\$299,435	\$160,961	\$0	\$321,905	\$0	\$12,618	O.K.
16 Rate of Return	10.00%		10.00%	10.00%	10.00%	10.00%	10.00%	10.00%	
17									
18 Return on Rate Base	\$79,492		\$29,943	\$16,096	\$0	\$32,191	\$0	\$1,262	O.K.
19 Return Adjustments	0	J18-20	0	0	0	0	0	0	O.K.
20									
21 Net Return on Rate Base	\$79,492		\$29,943	\$16,096	\$0	\$32,191	\$0	\$1,262	O.K.
22 Income Taxes	21,516	J31-32	8,105	4,357	0	8,713	0	342	O.K.
23 Expenses and Other Taxes	266,108	J33-35, 40	74,792	68,039	0	98,221	22,571	2,486	O.K.
24									
25 Total IntraLATA Rev. Req.	\$367,116		\$112,840	\$88,492	\$0	\$139,124	\$22,571	\$4,089	O.K.
26									
27									
28									
INTERLATA:									
31 Net Investment	\$0	P13	\$0	\$0	\$0	\$0	\$0	\$0	O.K.
32 Rate of Return	10.00%		10.00%	10.00%	10.00%	10.00%	10.00%	10.00%	
33									
34 Return on Rate Base	\$0		\$0	\$0	\$0	\$0	\$0	\$0	O.K.
35 Return Adjustments	0	P18-20	0	0	0	0	0	0	O.K.
36									
37 Net Return on Rate Base	\$0		\$0	\$0	\$0	\$0	\$0	\$0	O.K.
38 Income Taxes	0	P31-32	0	0	0	0	0	0	O.K.
39 Expenses and Other Taxes	0	P33-35, 40	0	0	0	0	0	0	O.K.
40									
41 Total InterLATA Rev. Req.	\$0		\$0	\$0	\$0	\$0	\$0	\$0	O.K.
42									
43									
44									
45 TOTAL INTRASTATE REV. REQ.	\$367,116		\$112,840	\$88,492	\$0	\$139,124	\$22,571	\$4,089	
ACCESS ELEMENT MINUTES OF USE									
			3,785,446	3,785,446	3,785,446	3,785,446			
ACCESS RATE PER MINUTE									
	\$0.089938		\$0.029809	\$0.023377		\$0.036752			

EAST PLAINS TELECOM

Intrastate

***** FCC PART 36 ***** Revenue Requirement Summary	TOTAL COMPANY	Source/ Allocator	Interstate and Other	Intrastate				TOTAL INTRASTATE		
				Message Telephone Service		Private Line				
				InterLATA	IntraLATA	InterLATA	IntraLATA			
(A)	(B)	(C)	(D)	(E)	(F)	(G)	(H)	(I)		
13 State Income Tax Rate	0.00%	---	0.00%	0.00%	0.00%	0.00%	0.00%	0.00%	0.00%	
14 Federal Income Tax Rate	34.00%	---	34.00%	34.00%	34.00%	34.00%	34.00%	34.00%	34.00%	
15 Gross Receipts Tax Rate	5.00%	---	5.00%	5.00%	5.00%	5.00%	5.00%	5.00%	5.00%	
16										
17										
18 Net Investment	\$3,022,192	C68	\$2,227,273	\$0	\$783,352	\$0	\$11,567	\$794,919	O.K.	
19 Rate of Return	10.00%	---	10.00%	10.00%	10.00%	10.00%	10.00%	10.00%		
20										
21 Return on Rate Base	\$302,219		\$222,727	\$0	\$78,335	\$0	\$1,157	\$79,492	O.K.	
22										
23 AFUDC	0	H43	0	0	0	0	0	0	O.K.	
24 ITC Amortization	0	H36	0	0	0	0	0	0	O.K.	
25 Other Return Adjustments	0	V242	0	0	0	0	0	0	O.K.	
26										
27 Net Return	\$302,219		\$222,727	\$0	\$78,335	\$0	\$1,157	\$79,492	O.K.	
28										
29 Contributions	0	H52	0	0	0	0	0	0	O.K.	
30 Interest Expense	143,491	H44	105,765	0	37,175	0	551	37,726	O.K.	
31 Capital Lease Expense	0	H46	0	0	0	0	0	0	O.K.	
32 Capitalized Payroll taxes	0	H36	0	0	0	0	0	0	O.K.	
33 Depreciation Adjustment	0	H36	0	0	0	0	0	0	O.K.	
34 Other Income Adjustments	0	V248	0	0	0	0	0	0	O.K.	
35										
36 After Tax Income	\$158,728		\$116,962	\$0	\$41,160	\$0	\$605	\$41,766	O.K.	
37										
38 State Income Taxes	\$0	Formula	\$0	\$0	\$0	\$0	\$0	\$0	O.K.	
39 Federal Income Taxes	81,769	Formula	60,253	0	21,204	0	312	21,516	O.K.	
40 Operating Expenses and Taxes	917,654	I196	670,156	0	245,453	0	2,045	247,498	O.K.	
41 Uncollectibles	6,739	V249	6,485	0	254	0	0	254	O.K.	
42 Other Revenue Adjustments	0	V250	0	0	0	0	0	0	O.K.	
43										
44 Net Revenue	\$1,308,381		\$959,621	\$0	\$345,246	\$0	\$3,514	\$348,760	O.K.	
45 Gross Receipts Taxes	68,862	Formula	50,506	0	18,171	0	185	18,356	O.K.	
46 Other Revenue Taxes	0	V251	0	0	0	0	0	0	O.K.	
47										
TOTAL REVENUE REQUIREMENT	\$1,377,243		\$1,010,128	\$0	\$363,417	\$0	\$3,699	\$367,116	O.K.	

EAST PLAINS TELECOM

	Intrastate										
	(A)	Message Telephone Service			Private Line			TOTAL INTRASTATE			
		(B)	(C)	(D)	(E)	(F)	(G)		(H)	(I)	
***** FCC PART 36 ***** Investment Summary	TOTAL COMPANY	Source/ Allocator	Interstate and Other	InterLATA	IntraLATA	InterLATA	IntraLATA	InterLATA	IntraLATA	TOTAL INTRASTATE	
13 Land and Support Investment	\$555,939	D33	\$409,746	\$0	\$143,995	\$0	\$0	\$0	\$2,198	\$146,193	O.K.
14 COE Operator Equipment	\$0	D43	\$0	\$0	\$0	\$0	\$0	\$0	\$0	\$0	O.K.
15 COE Switching Equipment	1,054,002	D68	814,886	0	239,116	0	0	0	0	239,116	O.K.
17 COE Transmission Equipment	847,713	D85	622,032	0	223,292	0	0	0	2,389	225,681	O.K.
18 Total COE	\$1,901,715		\$1,436,919	\$0	\$462,408	\$0	\$0	\$0	\$2,389	\$464,796	O.K.
20 Info. Orig./Term. Equipment	0	D94	0	0	0	0	0	0	0	0	O.K.
21 Cable and Wire Facilities	2,427,303	D137	1,753,712	0	658,864	0	0	0	14,727	673,591	O.K.
22 Total COE, IOT, C&WF	\$4,329,018		\$3,190,631	\$0	\$1,121,272	\$0	\$0	\$0	\$17,115	\$1,138,387	O.K.
24 Total Capital Leases	\$0	D173	\$0	\$0	\$0	\$0	\$0	\$0	\$0	\$0	O.K.
26 Leasehold Improvements	\$0	D186	\$0	\$0	\$0	\$0	\$0	\$0	\$0	\$0	O.K.
28 Intangible Assets	\$43,142	D209	\$31,797	\$0	\$11,174	\$0	\$0	\$0	\$171	\$11,345	O.K.
30 Total Tele. Plt. In Service	\$4,928,099		\$3,632,173	\$0	\$1,276,442	\$0	\$0	\$0	\$19,484	\$1,295,926	O.K.
34 Plant Held, Future Use	\$0	D214-215	\$0	\$0	\$0	\$0	\$0	\$0	\$0	\$0	O.K.
35 TPUC, Short-term	0	D216-217	0	0	0	0	0	0	0	0	O.K.
36 TPUC, Long-term	301,418	D218-219	222,155	0	78,071	0	0	0	1,192	79,263	O.K.
37 Tel. Plt. Adjustment	0	D220-221	0	0	0	0	0	0	0	0	O.K.
38 Total Other Tel. Plt.	\$301,418		\$222,155	\$0	\$78,071	\$0	\$0	\$0	\$1,192	\$79,263	O.K.
40											
41											
42 TOTAL TELEPHONE PLANT	\$5,229,517		\$3,654,328	\$0	\$1,354,513	\$0	\$0	\$0	\$20,676	\$1,375,189	O.K.

EAST PLAINS TELECOM

Intrastate

	TOTAL COMPANY	Source/ Allocator	Message Telephone Service				Private Line			TOTAL INTRASTATE
			InterLATA	IntraLATA	InterLATA	IntraLATA	InterLATA	IntraLATA	IntraLATA	
(A)	(B)	(C)	(D)	(E)	(F)	(G)	(H)	(I)		
***** FCC PART 36 ***** Investment Summary										
56 Other Assets, Net	0	V105	0	0	0	0	0	0	0	
57 Accumulated Depr./Amort	(2,236,020)	E34	(1,647,871)	0	(578,978)	0	(9,172)	(588,149)	O.K.	
58 Accum. Def. Inc. Taxes, Net	0	E47	0	0	0	0	0	0	O.K.	
59 Oth. Liab. & Def. Cr., Net	0	V106	0	0	0	0	0	0	O.K.	
60										
61 TOTAL NET PLANT	\$2,993,497		\$2,206,458	\$0	\$775,535	\$0	\$11,504	\$787,039	O.K.	
62										
63 Materials and Supplies	0	H31	0	0	0	0	0	0	O.K.	
64 Rural Tel. Bank Stock	0	H35	0	0	0	0	0	0	O.K.	
65 Cash Working Capital	28,695	Formula	20,815	0	7,816	0	63	7,880	O.K.	
66 Equal Access Investment	0	---	0	0	0	0	0	0	O.K.	
67										
68 TOTAL NET INVESTMENT	\$3,022,192		\$2,227,273	\$0	\$783,352	\$0	\$11,567	\$794,919	O.K.	
69										

EAST PLAINS TELECOM

Intrastate

***** FCC PART 36 ***** Plant Investment Detail (A)	TOTAL COMPANY (B)	Source/ Allocator (C)	Interstate and Other (D)	Message Telephone Service		Private Line		TOTAL INTRASTATE (I)	
				InterLATA (E)	IntraLATA (F)	InterLATA (G)	IntraLATA (H)		
13 LAND AND SUPPORT ASSETS:									
14									
15 Land, Allocable	\$27,796	H33	\$20,487	\$0	\$7,200	\$0	\$110	\$7,309	O.K.
16 Land, Direct	0	V22	0	0	0	0	0	0	O.K.
17									
18 Total Land	\$27,796		\$20,487	\$0	\$7,200	\$0	\$110	\$7,309	O.K.
19									
20 Motor Vehicles	\$35,579	H33	\$26,223	\$0	\$9,215	\$0	\$141	\$9,356	O.K.
21 Aircraft	0	H33	0	0	0	0	0	0	O.K.
22 Special Purpose Vehicles	38,608	H33	28,455	0	10,000	0	153	10,153	O.K.
23 Garage Work Equipment	0	H33	0	0	0	0	0	0	O.K.
24 Other Work Equipment	6,200	H33	4,570	0	1,606	0	25	1,630	O.K.
25 Buildings, Allocable	381,897	H33	281,471	0	98,916	0	1,510	100,426	O.K.
26 Buildings, Direct	0	V29	0	0	0	0	0	0	O.K.
27 Furniture	395	H33	291	0	102	0	2	104	O.K.
28 Office Equipment	65,464	H33	48,249	0	16,956	0	259	17,215	O.K.
29 General Purpose Computers	0	H33	0	0	0	0	0	0	O.K.
30									
31 Total Support Assets	\$528,143		\$389,259	\$0	\$136,796	\$0	\$2,088	\$138,884	O.K.
32									
33 Tot. Land and Support Assets	\$555,939		\$409,746	\$0	\$143,995	\$0	\$2,198	\$146,193	O.K.
34									
35									
36 CENTRAL OFFICE EQUIPMENT:									
37									
38 CAT 1 Oper. Sys., TSPS	\$0	G22	\$0	\$0	\$0	\$0	\$0	\$0	O.K.
39 CAT 1 Oper. Sys., Other TSPS	0	G21	0	0	0	0	0	0	O.K.
40 CAT 1 Oper. Sys., Aux. Pos.	0	G23	0	0	0	0	0	0	O.K.
41 CAT 1 Oper. Sys., Other	0	V36	0	0	0	0	0	0	O.K.
42									
43 Total CAT 1	\$0		\$0	\$0	\$0	\$0	\$0	\$0	O.K.
44									
45									
46 CAT 2 Tandem Sw. Allocable	\$64,372	G26	\$47,419	\$0	\$16,953	\$0	\$0	\$16,953	O.K.
47 CAT 2 Tandem Sw. Direct	0	V38	0	0	0	0	0	0	O.K.
48									
49 Total CAT 2	\$64,372		\$47,419	\$0	\$16,953	\$0	\$0	\$16,953	O.K.

EAST PLAINS TELECOM

Intrastate

***** FCC PART 36 ***** Plant Investment Detail	TOTAL COMPANY	Source/ Allocator	Interstate and Other	Message Telephone Service				Private Line		TOTAL INTRASTATE	
				InterLATA	IntraLATA	InterLATA	IntraLATA	InterLATA	IntraLATA		
				(E)	(F)	(G)	(H)	(I)			
(A)	(B)	(C)	(D)	(E)	(F)	(G)	(H)	(I)			
63 CAT 3 Local Sw. Allocable	\$989,630	G15	\$767,467	\$0	\$222,163	\$0	\$0	\$222,163	O.K.		
64 CAT 3 Local Sw. Direct	0	V40	0	0	0	0	0	0	O.K.		
65											
66 Total CAT 3	\$989,630		\$767,467	\$0	\$222,163	\$0	\$0	\$222,163	O.K.		
67									O.K.		
68 Total COE Sw. CAT 2&3	\$1,054,002		\$814,886	\$0	\$239,116	\$0	\$0	\$239,116	O.K.		
69											
70											
71 COE TRANSMISSION:											
72											
73 CAT 4.12 Exchange Trunk	\$230,221	123	\$230,221	\$0	\$0	\$0	\$0	\$0	O.K.		
74 CAT 4.12 Exch. Tr. Direct	0	V42	0	0	0	0	0	0	O.K.		
75 CAT 4.13 Exch. Ln. Message	263,359	G13	197,519	0	65,840	0	0	65,840	O.K.		
76 CAT 4.13 PL, WATS, Local	5,419	F18	3,251	0	0	0	2,168	2,168	O.K.		
77 CAT 4.13 Direct	0	V45	0	0	0	0	0	0	O.K.		
78 CAT 4.23 Message	344,954	G18	187,502	0	157,452	0	0	157,452	O.K.		
79 CAT 4.23 PL, WATS	0	F24	0	0	0	0	0	0	O.K.		
80 CAT 4.23 Direct	3,760	V48	3,539	0	0	0	221	221	O.K.		
81 CAT 4.3 H/R Message	0	G29	0	0	0	0	0	0	O.K.		
82 CAT 4.3 WATS	0	V50	0	0	0	0	0	0	O.K.		
83 CAT 4.3 Direct	0	V51	0	0	0	0	0	0	O.K.		
84											
85 Total COE CAT 4	\$847,713		\$622,032	\$0	\$223,292	\$0	\$2,389	\$225,681	O.K.		
86											
87											
88 INFORMATION ORIGATION/TERMINATION:											
89											
90 CAT 1 Other IOT Equipment	\$0	G13	\$0	\$0	\$0	\$0	\$0	\$0	O.K.		
91 CAT 1 Coinless Pay Phones	0	G18	0	0	0	0	0	0	O.K.		
92 CAT 2 CP Equipment	0	V70	0	0	0	0	0	0	O.K.		
93											
94 Total IOT Equipment	\$0		\$0	\$0	\$0	\$0	\$0	\$0	O.K.		
95											
96											

EAST PLAINS TELECOM

Intrastate

(A) Plant Investment Detail	(B) TOTAL COMPANY	(C) Source/ Allocator	(D) Interstate and Other	Message Telephone Service			Private Line		(I) TOTAL INTRASTATE
				(E) InterLATA	(F) IntraLATA	(G) InterLATA	(H) IntraLATA		
111 ***** FCC PART 36 ***** Plant Investment Detail									
112 CABLE AND WIRE FACILITIES:									
113 CAT 1.1 IntraLATA PL/WATS	35,500	F31	\$21,300	\$0	\$0	\$0	\$0	\$14,200	\$14,200
114 CAT 1.2 InterLATA PL/WATS	0	F31	0	0	0	0	0	0	0
115 CAT 1.3 Joint Message	1,725,285	G13	1,293,964	0	431,321	0	0	0	431,321
116 Other CAT 1 C&WF	0	V74	0	0	0	0	0	0	0
117 Total CAT 1 C&WF	\$1,760,785		\$1,315,264	\$0	\$431,321	\$0	\$0	\$14,200	\$445,521
118									O.K.
119 CAT 2 C&WF	\$164,732	G28	\$164,732	\$0	\$0	\$0	\$0	\$0	\$0
120 CAT 2 C&WF, Wideband	0	V76	0	0	0	0	0	0	0
121									O.K.
122 Total CAT 2 C&WF	\$164,732		\$164,732	\$0	\$0	\$0	\$0	\$0	\$0
123									O.K.
124 CAT 3 Joint Message	498,793	G17	271,250	0	227,543	0	0	0	\$227,543
125 CAT 3 PL/WATS etc.	0	F36	0	0	0	0	0	0	0
126 CAT 3 Direct	2,993	V79	2,466	0	0	0	0	527	527
127									O.K.
128 Total CAT 3 C&WF	\$501,786		\$273,716	\$0	\$227,543	\$0	\$0	\$527	\$228,070
129									O.K.
130 CAT 4 Message	\$0	G29	\$0	\$0	\$0	\$0	\$0	\$0	\$0
131 CAT 4 WATS	0	V81	0	0	0	0	0	0	0
132									O.K.
133 CAT 4 Direct	0	V82	0	0	0	0	0	0	0
134									O.K.
135 Total CAT 4 C&WF	\$0		\$0	\$0	\$0	\$0	\$0	\$0	\$0
136									O.K.
137 TOTAL C&WF	\$2,427,303		\$1,753,712	\$0	\$658,864	\$0	\$14,727	\$14,727	\$673,591
138									O.K.
139 CAPITAL LEASES:									
140 Allocable Support Leases	\$0	H14	\$0	\$0	\$0	\$0	\$0	\$0	\$0
141 Direct Support Leases	0	V84	0	0	0	0	0	0	0
142									O.K.
143 Total Support Leases	\$0		\$0	\$0	\$0	\$0	\$0	\$0	\$0
144									O.K.
145									O.K.

EAST PLAINS TELECOM

***** FCC PART 36 ***** Plant Investment Detail	TOTAL COMPANY	Source/ Allocator	Interstate and Other	Intrastate				TOTAL INTRASTATE		
				Message Telephone Service		Private Line				
				InterLATA	IntraLATA	InterLATA	IntraLATA			
(A)	(B)	(C)	(D)	(E)	(F)	(G)	(H)	(I)		
160										
161 COE Operator	\$0	H16	\$0	\$0	\$0	\$0	\$0	\$0	\$0	O.K.
162 COE Tandem Switch	0	H17	0	0	0	0	0	0	0	O.K.
163 COE Local Switch	0	H18	0	0	0	0	0	0	0	O.K.
164 COE Transmission	0	H20	0	0	0	0	0	0	0	O.K.
165 COE Direct	0	V89	0	0	0	0	0	0	0	O.K.
166										
167 Total COE Leases	\$0		\$0	\$0	\$0	\$0	\$0	\$0	\$0	O.K.
168										
169 IOT Leases	\$0	V90	\$0	\$0	\$0	\$0	\$0	\$0	\$0	O.K.
170										
171 C&WF Leases	\$0	V91	\$0	\$0	\$0	\$0	\$0	\$0	\$0	O.K.
172										
173 TOTAL CAPITAL LEASES	\$0		\$0	\$0	\$0	\$0	\$0	\$0	\$0	O.K.
174										
175										
176 LEASEHOLD IMPROVEMENTS:										
177										
178 Land and Support Assets	\$0	H14	\$0	\$0	\$0	\$0	\$0	\$0	\$0	O.K.
179 COE Switching	0	H18	0	0	0	0	0	0	0	O.K.
180 COE Operator	0	H16	0	0	0	0	0	0	0	O.K.
181 COE Transmission	0	H20	0	0	0	0	0	0	0	O.K.
182 IOT	0	V96	0	0	0	0	0	0	0	O.K.
183 C&WF	0	V97	0	0	0	0	0	0	0	O.K.
184 Other	0	V98	0	0	0	0	0	0	0	O.K.
185										
186 TOTAL LEASEHOLD IMPROVEMENT	\$0		\$0	\$0	\$0	\$0	\$0	\$0	\$0	O.K.
187										
188										
189 TPIS, EXCL. ACCT. No. 2690	\$4,884,957		\$3,600,376	\$0	\$1,265,267	\$0	\$19,313	\$1,284,581		O.K.

EAST PLAINS TELECOM

***** FCC PART 36 ***** Plant Investment Detail	TOTAL COMPANY	Source/ Allocator	Interstate and Other	Intrastate				TOTAL INTRASTATE		
				Message Telephone Service		Private Line				
				InterLATA	IntraLATA	InterLATA	IntraLATA			
(A)	(B)	(C)	(D)	(E)	(F)	(G)	(H)	(I)		
204 INTANGIBLE ASSETS:										
205										
206 Allocable Acct. No. 2690	\$43,142	H36	\$31,797	\$0	\$11,174	\$0	\$171	\$11,345	O.K.	
207 Direct Acct. No. 2690	0	V100	0	0	0	0	0	0	O.K.	
208										
209 Total Intangible Assets	\$43,142		\$31,797	\$0	\$11,174	\$0	\$171	\$11,345	O.K.	
210										
211										
212 OTHER TELEPHONE PLANT:										
213										
214 Held for Fut. Use - Alloc.	\$0	---	\$0	\$0	\$0	\$0	\$0	\$0	O.K.	
215 Held for Fut. Use - Direct	0	---	0	0	0	0	0	0	O.K.	
216 TPUC, Short-term - Alloc.	0	H35	0	0	0	0	0	0	O.K.	
217 TPUC, Short-term - Direct	0	V124	0	0	0	0	0	0	O.K.	
218 TPUC, Long-term - Alloc.	301,418	H35	222,155	0	78,071	0	1,192	79,263	O.K.	
219 TPUC, Long-term - Direct	0	V126	0	0	0	0	0	0	O.K.	
220 Tele. Plt. Adjust. - Alloc.	0	H35	0	0	0	0	0	0	O.K.	
221 Tele. Plt. Adjust. - Direct	0	V104	0	0	0	0	0	0	O.K.	
222										
223 Total Other Telephone Plant	\$301,418		\$222,155	\$0	\$78,071	\$0	\$1,192	\$79,263	O.K.	

EAST PLAINS TELECOM

Intrastate

***** FCC PART 36 ***** Reserves and Deferrals	TOTAL COMPANY	Source/ Allocator	Interstate and Other	Message Telephone Service		Private Line		TOTAL INTRASTATE	
				InterLATA	IntraLATA	InterLATA	IntraLATA		
(A)	(B)	(C)	(D)	(E)	(F)	(G)	(H)	(I)	
13 ACCUM. DEPRECIATION, TPIS:									
14									
15 Support Assets	\$180,932	H13	\$133,353	\$0	\$46,864	\$0	\$715	\$47,579	O.K.
16 COE Switching	523,644	H19	404,848	0	118,796	0	0	118,796	O.K.
17 COE Operator	0	H16	0	0	0	0	0	0	O.K.
18 COE Transmission	229,000	H20	168,035	0	60,320	0	645	60,965	O.K.
19 IOT Equipment	0	H25	0	0	0	0	0	0	O.K.
20 Cable and Wire Facilities	1,259,302	H31	909,838	0	341,823	0	7,640	349,464	O.K.
21 Other Plant	0	V135	0	0	0	0	0	0	O.K.
22									
23 Total Accum. Depr., TPIS	\$2,192,878		\$1,616,074	\$0	\$567,803	\$0	\$9,001	\$576,804	O.K.
24									
25 ACCUM. AMORTIZATION:									
26									
27 Accum. Depreciation, PHFU	\$0	H38	\$0	\$0	\$0	\$0	\$0	\$0	O.K.
28 Accum. Amort., Tangible Inv.	0	H40	0	0	0	0	0	0	O.K.
29 Accum. Amort., Intang. Inv.	43,142	H41	31,797	0	11,174	0	171	11,345	O.K.
30 Accum. Amort., Other	0	V138	0	0	0	0	0	0	O.K.
31									
32 Tot. Accum. Amortization	\$43,142		\$31,797	\$0	\$11,174	\$0	\$171	\$11,345	O.K.
33									
34 Total Accum. Depr./Amort.	\$2,236,020		\$1,647,871	\$0	\$578,978	\$0	\$9,172	\$588,149	O.K.
35									
36									
37 ACCUM. DEF. INC. TAXES, NET:									
38									
39 Support Assets	0	H13	\$0	\$0	\$0	\$0	\$0	\$0	O.K.
40 COE Switching	0	H19	0	0	0	0	0	0	O.K.
41 COE Operator	0	H16	0	0	0	0	0	0	O.K.
42 COE Transmission	0	H20	0	0	0	0	0	0	O.K.
43 IOT Equipment	0	H25	0	0	0	0	0	0	O.K.
44 Cable and Wire Fac.	0	H31	0	0	0	0	0	0	O.K.
45 Unclassified	0	V145	0	0	0	0	0	0	O.K.
46									
47 Total Accum. Def. Inc. Taxes	\$0		\$0	\$0	\$0	\$0	\$0	\$0	O.K.

Private Line

***** FCC PART 36 *****
 Functional Distribution
 of Selected Investments

	(A)	Interstate				Intrastate				Other (I)	O.K.
		TOTAL COMPANY (B)	Joint Use Message (C)	InterLATA (D)	IntraLATA (E)	InterLATA (F)	IntraLATA (G)	Extended Area Service (H)			
13 TRANS. CCT EQUIPMENT:											
14 Working Loops	1,240	1,215	0	0	0	0	10	0	0	15	O.K.
15 Avg. Cost per Loop	216.76	216.76	216.76	216.76	216.76	216.76	216.76	216.76	216.76	216.76	
16											
17 CAT 4.13 Exch Ln. Invest.	\$268,778	\$268,359	\$0	\$0	\$0	\$0	\$2,168	\$0	\$0	\$3,251	
18											
19											
20											
21 Circuit Terminations	173	173	0	0	0	0	0	0	0	0	O.K.
22 Avg. Cost per Termination	1,993.95	1,993.95	1,993.95	1,993.95	1,993.95	1,993.95	1,993.95	1,993.95	1,993.95	1,993.95	
23											
24 CAT 4.23 Other IX	\$344,954	\$344,954	\$0	\$0	\$0	\$0	\$0	\$0	\$0	\$0	
25											
26											
27 C&WF INVESTMENT:											
28											
29 Working Loops	1,240	1,215	0	0	0	0	10	0	0	15	
30 Loops Factor	1,000,000	0,979,839	0,000,000	0,000,000	0,000,000	0,000,000	0,008,065	0,000,000	0,000,000	0,012,097	O.K.
31 CAT 1 Exchange C&WF	\$1,760,785	\$1,725,285	\$0	\$0	\$0	\$0	\$14,200	\$0	\$0	\$21,300	
32											
33											
34 Equivalent IX Circuit Miles	4,117	4,117	0	0	0	0	0	0	0	0	O.K.
35 IX Cct. Miles Factor	1,000,000	1,000,000	0,000,000	0,000,000	0,000,000	0,000,000	0,000,000	0,000,000	0,000,000	0,000,000	
36 CAT 3 Interexch. C&WF	\$498,793	\$498,793	\$0	\$0	\$0	\$0	\$0	\$0	\$0	\$0	

EAST PLAINS TELECOM

Intrastate

TOTAL COMPANY

Message Telephone Service

Private Line

TOTAL INTRASTATE

(I)

	(A)	(B)	(C)	(D)	Message Telephone Service			Private Line			(I)	
					InterLATA	IntraLATA	InterLATA	IntraLATA	InterLATA	IntraLATA		
13 Subscriber Plant Fact. (SPF)		1.000000	SPF	0.750000	0.000000	0.250000	0.000000	0.000000	0.000000	0.000000	0.250000	O.K.
14 Dial Equipment Minutes (DEM)		1.000000	DEM	0.775509	0.000000	0.224491	0.000000	0.000000	0.000000	0.000000	0.224491	O.K.
15 Conversation Minute-Miles		1.000000	CM	0.543813	0.000000	0.456187	0.000000	0.000000	0.000000	0.000000	0.456187	O.K.
17 Conversation Minutes		1.000000	CM	0.543556	0.000000	0.456444	0.000000	0.000000	0.000000	0.000000	0.456444	O.K.
18 Subscriber Minutes (SLU)		1.000000	SLU	0.794573	0.000000	0.205427	0.000000	0.000000	0.000000	0.000000	0.205427	O.K.
19												
20												
21 TSPS Processor Time		0.000000	TSP	0.000000	0.000000	0.000000	0.000000	0.000000	0.000000	0.000000	0.000000	O.K.
22 Wid. Stand. Work Sec., Toll		0.000000	WST	0.000000	0.000000	0.000000	0.000000	0.000000	0.000000	0.000000	0.000000	O.K.
23 Wid. Stand. Work Sec., Aux.		0.000000	WSA	0.000000	0.000000	0.000000	0.000000	0.000000	0.000000	0.000000	0.000000	O.K.
24 Wid. Stand. Work Sec., Comb.		0.000000	WSC	0.000000	0.000000	0.000000	0.000000	0.000000	0.000000	0.000000	0.000000	O.K.
25												
26 COE CAT 2 Minutes		1.000000	CT2	0.736644	0.000000	0.263356	0.000000	0.000000	0.000000	0.000000	0.263356	O.K.
27												
28 Exchange Trunk Minutes		1.000000	ETM	1.000000	0.000000	0.000000	0.000000	0.000000	0.000000	0.000000	0.000000	O.K.
29 MOU-Mi., Host/Remote		0.000000	HRM	0.000000	0.000000	0.000000	0.000000	0.000000	0.000000	0.000000	0.000000	O.K.
30												
31 C&WF CAT 4, WATS		0.000000	CT4	0.000000	0.000000	0.000000	0.000000	0.000000	0.000000	0.000000	0.000000	O.K.
32												
33 Equal Access MOU		0.000000	EAM	0.000000	0.000000	0.000000	0.000000	0.000000	0.000000	0.000000	0.000000	O.K.
34												
35 Current Billings		1.000000	CB	0.584822	0.000000	0.415178	0.000000	0.000000	0.000000	0.000000	0.415178	O.K.
36 EU Presubscription Factor		1.000000	EPRE	0.500000	0.000000	0.500000	0.000000	0.000000	0.000000	0.000000	0.500000	O.K.
37 EU MTS & WATS Factor		1.000000	EMTS	0.532166	0.000000	0.467834	0.000000	0.000000	0.000000	0.000000	0.467834	O.K.
38 EU Access, P/L and All Other Factor		1.000000	EPLD	1.000000	0.000000	0.000000	0.000000	0.000000	0.000000	0.000000	0.000000	O.K.
39 IX Special Access Factor		0.000000	ISPA	0.000000	0.000000	0.000000	0.000000	0.000000	0.000000	0.000000	0.000000	O.K.
40 IX Switched Access Factor		0.000000	ISWA	0.000000	0.000000	0.000000	0.000000	0.000000	0.000000	0.000000	0.000000	O.K.
41 IX Billing & Collection Services Factor		0.000000	IBC	0.000000	0.000000	0.000000	0.000000	0.000000	0.000000	0.000000	0.000000	O.K.
42 Coin Revenue Percent		1.000000	CR	1.000000	0.000000	0.000000	0.000000	0.000000	0.000000	0.000000	0.000000	O.K.
43 Relative Toll/Local Msgs.		1.000000	TLM	0.312438	0.000000	0.687562	0.000000	0.000000	0.000000	0.000000	0.687562	O.K.
44 Relative Users Percent		1.000000	RUP	0.740617	0.000000	0.259383	0.000000	0.000000	0.000000	0.000000	0.259383	O.K.
45 CABS Percent		1.000000	CAB	0.500000	0.000000	0.500000	0.000000	0.000000	0.000000	0.000000	0.500000	O.K.
46 Foreign Directories Percent		0.000000	FD	0.000000	0.000000	0.000000	0.000000	0.000000	0.000000	0.000000	0.000000	O.K.

EAST PLAINS TELECOM

Intrastate

***** FCC PART 36 ***** Internal Allocation Factors	TOTAL COMPANY	Source/ Allocator	Interstate and Other	Message Telephone Service				Private Line		TOTAL INTRASTATE	
				InterLATA		IntraLATA		InterLATA	IntraLATA		
				(A)	(B)	(C)	(D)	(E)	(F)		
13 Support Assets	1.000000	D31	0.737033	0.000000	0.259013	0.000000	0.003954	0.262967	O.K.		
14 Land and Support Assets	1.000000	D33	0.737033	0.000000	0.259013	0.000000	0.003954	0.262967	O.K.		
15											
16 COE Operator	0.000000	D43	0.000000	0.000000	0.000000	0.000000	0.000000	0.000000	O.K.		
17 COE Tandem Switching	1.000000	D49	0.736644	0.000000	0.263356	0.000000	0.000000	0.263356	O.K.		
18 COE Local Switching	1.000000	D66	0.775509	0.000000	0.224491	0.000000	0.000000	0.224491	O.K.		
19 COE Total Switching	1.000000	D68	0.773135	0.000000	0.226865	0.000000	0.000000	0.226865	O.K.		
20 COE Transmission	1.000000	D85	0.733777	0.000000	0.263405	0.000000	0.002818	0.266223	O.K.		
21 Total COE	1.000000	C19	0.755591	0.000000	0.243153	0.000000	0.001256	0.244409	O.K.		
22											
23 Info. Orig./Term. CAT 1	0.000000	D90	0.000000	0.000000	0.000000	0.000000	0.000000	0.000000	O.K.		
24 Info. Orig./Term. CAT 2	0.000000	D92	0.000000	0.000000	0.000000	0.000000	0.000000	0.000000	O.K.		
25 Total IOT	0.000000	D94	0.000000	0.000000	0.000000	0.000000	0.000000	0.000000	O.K.		
26											
27 C&WF CAT 1	1.000000	D118	0.746976	0.000000	0.244960	0.000000	0.008065	0.253024	O.K.		
28 C&WF CAT 2	1.000000	D120	1.000000	0.000000	0.000000	0.000000	0.000000	0.000000	O.K.		
29 C&WF CAT 3	1.000000	D129	0.545484	0.000000	0.453466	0.000000	0.001050	0.454516	O.K.		
30 C&WF CAT 4	0.000000	D135	0.000000	0.000000	0.000000	0.000000	0.000000	0.000000	O.K.		
31 Total C&WF	1.000000	D137	0.722494	0.000000	0.271439	0.000000	0.006067	0.277506	O.K.		
32											
33 Total Equipment	1.000000	C23	0.737033	0.000000	0.259013	0.000000	0.003954	0.262967	O.K.		
34											
35 TPIS	1.000000	C32	0.737033	0.000000	0.259013	0.000000	0.003954	0.262967	O.K.		
36 TPIS, excl. Acct. No. 2690	1.000000	D189	0.737033	0.000000	0.259013	0.000000	0.003954	0.262967	O.K.		
37											
38 Plt. Held, Fut. Use	0.000000	D215	0.000000	0.000000	0.000000	0.000000	0.000000	0.000000	O.K.		
39											
40 Total Tangible Assets	0.000000	C25	0.000000	0.000000	0.000000	0.000000	0.000000	0.000000	O.K.		
41 Total Intangible Assets	1.000000	C29	0.737033	0.000000	0.259013	0.000000	0.003954	0.262967	O.K.		
42											
43 Long-term PUC	1.000000	C36	0.737033	0.000000	0.259013	0.000000	0.003954	0.262967	O.K.		
44 Net Telephone Plant	1.000000	C61	0.737084	0.000000	0.259073	0.000000	0.003843	0.262916	O.K.		
45 Total Net Investment	1.000000	C68	0.736973	0.000000	0.259200	0.000000	0.003827	0.263027	O.K.		
46 Capital Leases	0.000000	D173	0.000000	0.000000	0.000000	0.000000	0.000000	0.000000	O.K.		
47											
48 Tot. Bus. Ofc., Cust. Serv.	1.000000	I141	0.776458	0.000000	0.223542	0.000000	0.000000	0.223542	O.K.		
49											
50 Total "BIG THREE" Expenses	1.000000	I170	0.735972	0.000000	0.261706	0.000000	0.002322	0.264028	O.K.		
51											
52 Corporate Operations Expense	1.000000	I185	0.526839	0.000000	0.471647	0.000000	0.001514	0.473161	O.K.		

EAST PLAINS TELECOM

Intrastate

***** FCC PART 36 ***** Operating Expenses and Taxes	TOTAL COMPANY	Source/ Allocator	Interstate and Other	Message Telephone Service		Private Line		TOTAL INTRASTATE	
				InterLATA	IntraLATA	InterLATA	IntraLATA		
				(E)	(F)	(G)	(H)		
(A)	(B)	(C)	(D)	(E)	(F)	(G)	(H)	(I)	
13 PLANT SPEC. OPER. EXPENSE:									
14									
15 Network Support, Alloc.	\$76	H14	\$56	\$0	\$20	\$0	\$0	\$20	O.K.
16 Network Support, Direct	0	V149	0	0	0	0	0	0	O.K.
17									
18 Total Network Support Exp.	\$76		\$56	\$0	\$20	\$0	\$0	\$20	O.K.
19									
20 General Support, Alloc.	\$40,118	H14	\$29,568	\$0	\$10,391	\$0	\$159	\$10,550	O.K.
21 General Support, Direct	0	V151	0	0	0	0	0	0	O.K.
22									
23 Total General Support Exp.	\$40,118		\$29,568	\$0	\$10,391	\$0	\$159	\$10,550	O.K.
24									
25 Central Office Eq., Alloc.	\$65,399	H21	\$49,415	\$0	\$15,902	\$0	\$82	\$15,984	O.K.
26 Central Office Eq., Direct	9,708	V153	5,276	0	4,432	0	0	4,432	O.K.
27									
28 Total COE Exp.	\$75,107		\$54,691	\$0	\$20,334	\$0	\$82	\$20,416	O.K.
29									
30 Cust. Premises Equip.	\$0	H24	\$0	\$0	\$0	\$0	\$0	\$0	O.K.
31 Coinless Pay Phone	0	G18	0	0	0	0	0	0	O.K.
32 Other IOT	0	H23	0	0	0	0	0	0	O.K.
33 IOT Direct	0	V157	0	0	0	0	0	0	O.K.
34									
35 Total IOT Exp.	\$0		\$0	\$0	\$0	\$0	\$0	\$0	O.K.
36									
37 Cable & Wire, Alloc.	\$62,771	H31	\$45,352	\$0	\$17,038	\$0	\$381	\$17,419	O.K.
38 Cable & Wire, Direct	7,470	V159	4,062	0	3,408	0	0	3,408	O.K.
39									
40 Total C&WF Exp.	\$70,241		\$49,414	\$0	\$20,446	\$0	\$381	\$20,827	O.K.
41									
42 TOTAL PLT. SPEC. OPER. EXP.	\$185,542		\$133,729	\$0	\$51,191	\$0	\$622	\$51,813	O.K.
43									
44 TOTAL PLT. SPEC., ex SUPPORT	\$145,348		\$104,105	\$0	\$40,780	\$0	\$463	\$41,243	O.K.

EAST PLAINS TELECOM

Intrastate

***** FCC PART 36 ***** Operating Expenses and Taxes	TOTAL COMPANY	Source/ Allocator	Interstate and Other	Message Telephone Service		Private Line		TOTAL INTRASTATE	
				InterLATA	IntraLATA	InterLATA	IntraLATA		
(A)	(B)	(C)	(D)	(E)	(F)	(G)	(H)	(I)	
58 NON-SPECIFIC OPER. EXP.:									
59									
60 Oth. Plt. and Equip., Alloc.	\$925	H36	\$682	\$0	\$240	\$0	\$4	\$243	O.K.
61 Oth. Plt. and Equip., Direct	0	V177	0	0	0	0	0	0	O.K.
62									
63 Total Oth. Plt. & Equip.	\$925		\$682	\$0	\$240	\$0	\$4	\$243	O.K.
64									
65 Network Operations, Alloc.	\$27,411	H33	\$20,203	\$0	\$7,100	\$0	\$108	\$7,208	O.K.
66 Network Operations, Direct	0	V179	0	0	0	0	0	0	O.K.
67									
68 Total Network Oper. Exp.	\$27,411		\$20,203	\$0	\$7,100	\$0	\$108	\$7,208	O.K.
69									
70 Total Access Expenses	\$102,223	V180	\$102,223	\$0	\$0	\$0	\$0	\$0	O.K.
71									
72 Depr., Support Assets	\$28,817	H13	\$21,239	\$0	\$7,464	\$0	\$114	\$7,578	O.K.
73 Depr., COE Switching	155,659	H19	120,345	0	35,314	0	0	35,314	O.K.
74 Depr., COE Operator	0	H16	0	0	0	0	0	0	O.K.
75 Depr., COE Transmission	37,418	H20	27,456	0	9,856	0	105	9,962	O.K.
76 Depr., IOT Equipment	0	H25	0	0	0	0	0	0	O.K.
77 Depr., C&W Facilities	138,760	H31	100,253	0	37,665	0	842	38,507	O.K.
78 Depr., PHFU	0	H38	0	0	0	0	0	0	O.K.
79									
80 Total Depreciation Expense	\$360,654		\$269,294	\$0	\$90,298	\$0	\$1,061	\$91,360	O.K.
81									
82 Amort., Tangible Assets	\$0	H40	\$0	\$0	\$0	\$0	\$0	\$0	O.K.
83 Amort., Intangible Assets	0	H41	0	0	0	0	0	0	O.K.
84 Other Amortization	0	V189	0	0	0	0	0	0	O.K.
85 Direct Assigned Amort.	0	V190	0	0	0	0	0	0	O.K.
86									
87 Total Amortization Exp.	\$0		\$0	\$0	\$0	\$0	\$0	\$0	O.K.
88									
89 Total Depr. and Amort.	\$360,654		\$269,294	\$0	\$90,298	\$0	\$1,061	\$91,360	O.K.
90									
91 TOTAL NON-SPEC. OPER. EXP.	\$491,213		\$392,402	\$0	\$97,638	\$0	\$1,173	\$98,811	O.K.

EAST PLAINS TELECOM

***** FCC PART 36 ***** Operating Expenses and Taxes	TOTAL COMPANY	Source/ Allocator	Interstate and Other	Intrastate				TOTAL INTRASTATE		
				Message Telephone Service		Private Line				
				InterLATA	IntraLATA	InterLATA	IntraLATA			
(A)	(B)	(C)	(D)	(E)	(F)	(G)	(H)	(I)		
105 CUSTOMER OPERATIONS EXPENSE:										
106										
107 Marketing, Allocable	\$759	G35	\$444	\$0	\$315	\$0	\$0	\$315	O.K.	
108 Marketing, Direct	0	V192	0	0	0	0	0	0	O.K.	
109										
110 Total Marketing Expense	\$759		\$444	\$0	\$315	\$0	\$0	\$315	O.K.	
111										
112 Operator Service, Alloc.	\$0	G24	\$0	\$0	\$0	\$0	\$0	\$0	O.K.	
113 Operator Service, Direct	0	V194	0	0	0	0	0	0	O.K.	
114										
115 Total Operator Service	\$0		\$0	\$0	\$0	\$0	\$0	\$0	O.K.	
116										
117 Classified Directory	\$0	V195	\$0	\$0	\$0	\$0	\$0	\$0	O.K.	
118 Alphabetical Directory	0	G19	0	0	0	0	0	0	O.K.	
119 Foreign Directory	0	G46	0	0	0	0	0	0	O.K.	
120										
121 Total Directory	\$0		\$0	\$0	\$0	\$0	\$0	\$0	O.K.	
122										
123 Bus. Ofc., EU Presubscription	\$1,220	G36	\$610	\$0	\$610	\$0	\$0	\$610	O.K.	
124 Bus. Ofc., EU MTS & WATS	10,741	G37	5,716	0	5,025	0	0	5,025	O.K.	
125 Bus. Ofc., EU Access, P/L & all Other	22,349	G38	22,349	0	0	0	0	0	O.K.	
126 Bus. Ofc., IXC Special Access	0	G39	0	0	0	0	0	0	O.K.	
127 Bus. Ofc., IXC Switched Access	0	G40	0	0	0	0	0	0	O.K.	
128 Bus. Ofc., IXC B & C Services	0	G41	0	0	0	0	0	0	O.K.	
129 Coin Collect & Admin.	2,240	G42	2,240	0	0	0	0	0	O.K.	
130										
131 Total Business Office	\$36,550		\$30,915	\$0	\$5,635	\$0	\$0	\$5,635	O.K.	
132										
133 Cust. Svc., Direct	\$0	V205	\$0	\$0	\$0	\$0	\$0	\$0	O.K.	
134 Cust. Serv., Msg. Process	3,869	G43	1,209	0	2,660	0	0	2,660	O.K.	
135 Cust. Serv., Other B&C	30,465	G44	22,563	0	7,902	0	0	7,902	O.K.	
136 Cust. Serv., CABS	24	G45	12	0	12	0	0	12	O.K.	
137 Cust. Serv., EU Common Line	1,603	V209	1,603	0	0	0	0	0	O.K.	
138										
139 Total Customer Service	\$35,961		\$25,387	\$0	\$10,574	\$0	\$0	\$10,574	O.K.	
140										
141 Total Bus. Ofc., Cust. Serv.	\$72,511		\$56,302	\$0	\$16,209	\$0	\$0	\$16,209	O.K.	
142										

EAST PLAINS TELECOM

		Intrastate								
***** FCC PART 36 ***** Operating Expenses and Taxes		TOTAL COMPANY	Source/ Allocator	Interstate and Other	Message Telephone Service		Private Line		TOTAL INTRASTATE	
(A)	(B)	(C)	(D)	InterLATA	IntraLATA	InterLATA	IntraLATA	(I)		
156	Other Cust. Serv., Alloc.	\$0	H48	\$0	\$0	\$0	\$0	\$0	\$0	O.K.
157	Other Cust. Serv., Direct	66	V211	66	0	0	0	0	0	O.K.
158										
159	Total Other Cust. Serv.	\$66		\$66	\$0	\$0	\$0	\$0	\$0	O.K.
160										
161	TOTAL CUSTOMER OPER. EXP.	\$73,336		\$56,812	\$0	\$16,524	\$0	\$0	\$16,524	O.K.
162										
163										
164	"BIG-THREE" EXPENSES:									
165										
166	Total Plt. Spec., ex Support	\$145,348	44	\$104,105	\$0	\$40,780	\$0	\$463	\$41,243	O.K.
167	Total Network Oper. Exp.	27,411	68	20,203	0	7,100	0	108	7,208	O.K.
168	Total Customer Operations	73,336	161	56,812	0	16,524	0	0	16,524	O.K.
169										
170	TOTAL "BIG THREE" EXPENSES	\$246,095		\$181,119	\$0	\$64,405	\$0	\$571	\$64,976	O.K.
171										
172										
173	CORPORATE OPERATIONS EXPENSE:									
174										
175	Exec. and Planning, Alloc.	\$3,353	H50	\$2,468	\$0	\$878	\$0	\$8	\$885	O.K.
176	Exec. and Planning, Direct	0	V213	0	0	0	0	0	0	O.K.
177										
178	Total Exec. and Planning	\$3,353		\$2,468	\$0	\$878	\$0	\$8	\$885	O.K.
179										
180	Admin. & General, Allocable	\$104,456	H50	\$76,877	\$0	\$27,337	\$0	\$243	\$27,579	O.K.
181	Admin. & General, Direct	57,504	V231	7,749	0	49,755	0	0	49,755	O.K.
182										
183	Total Admin. and Gen.	\$161,960		\$84,626	\$0	\$77,092	\$0	\$243	\$77,334	O.K.
184										
185	TOTAL CORPORATE OPERATIONS	\$165,313		\$87,093	\$0	\$77,969	\$0	\$250	\$78,220	O.K.
186										
187										
188	NON-INCOME TAXES:									
189										
190	Non-income Taxes, Allocable	\$0	H36	\$0	\$0	\$0	\$0	\$0	\$0	O.K.
191	Non-income Taxes, Direct	2,250	V233	120	0	2,130	0	0	2,130	O.K.
192										
193	Total Non-income Taxes	\$2,250		\$120	\$0	\$2,130	\$0	\$0	\$2,130	O.K.
194										
195										
196	TOTAL OPER. EXP. AND TAXES	\$917,654		\$670,156	\$0	\$245,453	\$0	\$2,045	\$247,498	O.K.

EAST PLAINS TELECOM

***** FCC PART 69 ***** IntraLATA Revenue Requirement Summary		Part 36 IntraLATA Total	Source	Common Line	Local Switching	Information	Common Transport	Billing and Collection	Other	
(A)	(B)	(C)	(D)	(E)	(F)	(G)	(H)	(I)		
13	Net Investment	\$794,919	K52	\$299,435	\$160,961	\$0	\$321,905	\$0	\$12,618	O.K.
14	Rate of Return	10.00%	B19	10.00%	10.00%	10.00%	10.00%	10.00%	10.00%	O.K.
15										
16	Return on Rate Base	\$79,492		\$29,943	\$16,096	\$0	\$32,191	\$0	\$1,262	O.K.
17										
18	AFUDC	0	N37	0	0	0	0	0	0	O.K.
19	ITC Amortization	0	N37	0	0	0	0	0	0	O.K.
20	Other Return Adjustments	0	Direct	0	0	0	0	0	0	O.K.
21										
22	Net Return	\$79,492		\$29,943	\$16,096	\$0	\$32,191	\$0	\$1,262	O.K.
23										
24	Interest Expense	37,726	N67	14,211	7,639	0	15,277	0	599	O.K.
25	Capitalized Payroll Taxes	0	N37	0	0	0	0	0	0	O.K.
26	Depreciation Adjustment	0	N37	0	0	0	0	0	0	O.K.
27	Other Income Adjustments	0	Direct	0	0	0	0	0	0	O.K.
28										
29	After Tax Income	\$41,766		\$15,733	\$8,457	\$0	\$16,913	\$0	\$663	O.K.
30										
31	State Income Taxes	\$0	29	0	0	0	0	0	0	O.K.
32	Federal Income Taxes	21,516	29	8,105	4,357	0	8,713	0	342	O.K.
33	Operating Expenses and Taxes	247,498	O195	69,054	63,562	0	91,160	21,442	2,281	O.K.
34	Uncollectibles	254	Direct	97	52	0	105	0	0	O.K.
35	Other Revenue Adjustments	0	Direct	0	0	0	0	0	0	O.K.
36										
37	Basis for Gross Receipts Tax	348,506	16+31+32+33	107,102	84,015	0	132,064	21,442	3,884	O.K.
38										
39										
40	Gross Receipts Tax	18,356	37	5,641	4,425	0	6,956	1,129	205	O.K.
41										
42										
43	TOTAL REVENUE REQUIREMENT	\$367,116		\$112,840	\$88,492	\$0	\$139,124	\$22,571	\$4,089	O.K.
44										

EAST PLAINS TELECOM

***** FCC PART 69 ***** IntraLATA Investment Summary		Part 36 IntraLATA Total	Source	Common Line	Local Switching	Information	Common Transport	Billing and Collection	Other	
(A)	(B)	(C)	(D)	(E)	(F)	(G)	(H)	(I)		
13 Land and Support Assets	\$146,193	L25	\$13,613	\$45,935	\$0	\$83,107	\$0	\$3,539	O.K.	
14										
15 Central Office Equipment	\$464,796	L70	\$65,840	\$222,163	\$0	\$174,405	\$0	\$2,389	O.K.	
16 Info. Term./Orig. Equipment	0	L78	0	0	0	0	0	0	O.K.	
17 Cable and Wire Facilities	673,591	L117	431,321	0	0	227,543	0	14,727	O.K.	
18										
19 Total COE, IOT, C&WF	\$1,138,387		\$497,161	\$222,163	\$0	\$401,948	\$0	\$17,115	O.K.	
20										
21 Total Tangible Assets	\$0	L141	\$0	\$0	\$0	\$0	\$0	\$0	O.K.	
22										
23 Total Tele. Plt. ex Intang.	\$1,284,581		\$510,774	\$268,098	\$0	\$485,055	\$0	\$20,654	O.K.	
24 Total Intangible Assets	11,345	L144	4,511	2,368	0	4,284	0	182	O.K.	
25										
26 Total Plant In Service	\$1,295,926		\$515,285	\$270,465	\$0	\$489,339	\$0	\$20,837	O.K.	
27 Total Plt. Held Future Use	0	L147	0	0	0	0	0	0	O.K.	
28 Total ST PUC	0	L163	0	0	0	0	0	0	O.K.	
29 Total LT PUC	79,263	L164	31,516	16,543	0	29,929	0	1,274	O.K.	
30 Total Tel. Plt. Adjust.	0	L169	0	0	0	0	0	0	O.K.	
31										
32 TOTAL TELEPHONE PLANT	\$1,375,189		\$546,802	\$287,008	\$0	\$519,268	\$0	\$22,111	O.K.	
33										
34 less:										
35 Accum. Depr., Plt. in Serv.	576,804	M23	245,989	125,323	0	196,055	0	9,437	O.K.	
36 Accum. Depr. PHFU	0	M27	0	0	0	0	0	0	O.K.	
37 Accum. Amort. Tangible Plt.	0	M28	0	0	0	0	0	0	O.K.	
38 Accum. Amort. Intangibles	11,345	M29	4,511	2,368	0	4,284	0	182	O.K.	
39 Accum. Amort. Other	0	M30	0	0	0	0	0	0	O.K.	
40 Accum. Def. Inc. Taxes, Net	0	M47	0	0	0	0	0	0	O.K.	
41										
42 plus:										
43 Other Assets	0	Direct	0	0	0	0	0	0	O.K.	
44										
45 NET TELEPHONE PLANT	\$787,039		\$296,302	\$159,317	\$0	\$318,930	\$0	\$12,491	O.K.	
46 plus:										
47 Class B RTB Stock	0	L171	0	0	0	0	0	0	O.K.	
48 Materials and Supplies	0	L173	0	0	0	0	0	0	O.K.	
49 Cash Working Capital	7,880	L175	3,133	1,644	0	2,975	0	127	O.K.	
50 Equal Access Investment	0	L177	0	0	0	0	0	0	O.K.	
51										
52 NET INVESTMENT	\$794,919		\$299,435	\$160,961	\$0	\$321,905	\$0	\$12,618	O.K.	
53										

EAST PLAINS TELECOM

***** FCC PART 69 *****		Part 36									
IntraLATA Investment		IntraLATA									
Detail		Total									
(A)	(B)	(C)	(D)	(E)	(F)	(G)	(H)	(I)			
		Source or	Common	Local	Information	Common	Billing and	Other			
		Apportion	Line	Switching	Information	Transport	Collection				
13 LAND AND SUPPORT ASSETS:											
14 Land Assets, Message	\$7,200	N28	670	2,262	0	4,093	0	174	O.K.		
15 Land Assets, Private Line	110	N28	10	35	0	62	0	3	O.K.		
17 Total Land Assets	\$7,309		\$681	\$2,297	\$0	\$4,155	\$0	\$177	O.K.		
19 Support Assets, Message	\$136,796	N28	\$12,738	\$42,982	\$0	\$77,765	\$0	\$3,311	O.K.		
20 Support Assets, Private Line	2,088	N28	194	656	0	1,187	0	51	O.K.		
22 Total Support Assets	\$138,884		\$12,932	\$43,638	\$0	\$78,952	\$0	\$3,362	O.K.		
24 Total Land and Supp. Assets	\$146,193		\$13,613	\$45,935	\$0	\$83,107	\$0	\$3,539	O.K.		
26 CENTRAL OFFICE EQUIPMENT:											
27 Operator Sys., DA	\$0	(F)	0	0	0	0	0	0	O.K.		
28 Operator Sys., Other	0	(I)	0	0	0	0	0	0	O.K.		
30 Total Operator Systems	\$0		\$0	\$0	\$0	\$0	\$0	\$0	O.K.		
32 Tandem Switching	\$16,953	(G)	\$0	\$0	\$0	\$16,953	\$0	\$0	O.K.		
33 Tandem Assigned	0	Direct	0	0	0	0	0	0	O.K.		
34 Total Tandem Switching	\$16,953		\$0	\$0	\$0	\$16,953	\$0	\$0	O.K.		
36 Local Switching	\$222,163	(E)	\$0	\$222,163	\$0	\$0	\$0	\$0	O.K.		
37 Local Assigned	0	Direct	0	0	0	0	0	0	O.K.		
38 Total Local Switching	\$222,163		\$0	\$222,163	\$0	\$0	\$0	\$0	O.K.		
40 Total Local Switching	\$239,116		\$0	\$222,163	\$0	\$16,953	\$0	\$0	O.K.		
41 Total Switching											

EAST PLAINS TELECOM

***** FCC PART 69 ***** IntraLATA Investment Detail		Part 36 IntraLATA Total	Source or Apportion	Common Line	Local Switching	Information	Common Transport	Billing and Collection	Other	
(A)	(B)	(C)	(D)	(E)	(F)	(G)	(H)	(I)		
58	COE Exch. Trunk	\$0	Direct	\$0	\$0	\$0	\$0	\$0	\$0	O.K.
59	COE Exch. Line - Message	65,840	(D)	65,840	0	0	0	0	0	O.K.
60	COE Exch. Line - PL etc.	2,168	(I)	0	0	0	0	0	2,168	O.K.
61	COE Exch. Line - Assigned	0	Direct	0	0	0	0	0	0	O.K.
62	COE Interexchange, Message	157,452	(G)	0	0	0	157,452	0	0	O.K.
63	COE Interexchange, PL	0	(I)	0	0	0	0	0	0	O.K.
64	COE Interexchange, Assigned	221	(G)	0	0	0	0	0	221	O.K.
65	COE H/R Message	0	(G)	0	0	0	0	0	0	O.K.
66	COE H/R Assigned	0	Direct	0	0	0	0	0	0	O.K.
67										
68	Total COE Transmission	\$225,681		\$65,840	\$0	\$0	\$157,452	\$0	\$2,389	O.K.
69										
70	Total Central Office Equip.	\$464,796		\$65,840	\$222,163	\$0	\$174,405	\$0	\$2,389	O.K.
71										
72	IOT EQUIPMENT:									
73										
74	Public Telephone	\$0	N43	\$0	\$0	\$0	\$0	\$0	\$0	O.K.
75	Coinless Pay Phone	0	(D)	0	0	0	0	0	0	O.K.
76	Customer Premises Equipment	0	N60	0	0	0	0	0	0	O.K.
77										
78	Total IOT Equipment	\$0		\$0	\$0	\$0	\$0	\$0	\$0	O.K.
79										
80	CABLE AND WIRE FACILITIES:									
81										
82	Exchange PL and WATS	\$14,200	(I)	\$0	\$0	\$0	\$0	\$0	\$14,200	O.K.
83	Exchange Message	431,321	(D)	431,321	0	0	0	0	0	O.K.
84	Exchange Assigned	0	Direct	0	0	0	0	0	0	O.K.
85										
86	Total Exchange Line C&WF	\$445,521		\$431,321	\$0	\$0	\$0	\$0	\$14,200	O.K.
87										
88	Exchange Trunk, Message	\$0	Direct	\$0	\$0	\$0	\$0	\$0	\$0	O.K.
89	Exchange Trunk, PL	0	Direct	0	0	0	0	0	0	O.K.
90										
91	Total Exchange Trunk C&WF	\$0		\$0	\$0	\$0	\$0	\$0	\$0	O.K.
92										
93	Interexchange Message	\$227,543	(G)	\$0	\$0	\$0	\$227,543	\$0	\$0	O.K.
94	Interexchange PL, WATS	0	(I)	0	0	0	0	0	0	O.K.
95	Interexchange Assigned	527	(G)	0	0	0	0	0	527	O.K.
96										
97	Total Interexchange C&WF	\$228,070		\$0	\$0	\$0	\$227,543	\$0	\$527	O.K.

EAST PLAINS TELECOM

***** FCC PART 69 ***** IntraLATA Investment Detail		Part 36 IntraLATA Total	Source or Apportion	Common Line	Local Switching	Information	Common Transport	Billing and Collection	Other	
(A)	(B)	(C)	(D)	(E)	(F)	(G)	(H)	(I)		
111	H/R C&WF, Message	\$0	(G)	\$0	\$0	\$0	\$0	\$0	\$0	O.K.
112	H/R C&WF, WATS	0	(I)	0	0	0	0	0	0	O.K.
113	H/R C&WF, Assigned	0	Direct	0	0	0	0	0	0	O.K.
114										
115	Total Host/Remote C&WF	\$0		\$0	\$0	\$0	\$0	\$0	\$0	O.K.
116										
117	Total Cable and Wire Facil.	\$673,591		\$431,321	\$0	\$0	\$227,543	\$0	\$14,727	O.K.
118										
119	TANGIBLE ASSETS:									
120										
121	Land and Support Leases	\$0	N28	0	0	0	0	0	0	O.K.
122										
123	COE Operator Leases	\$0	32	\$0	\$0	\$0	\$0	\$0	\$0	O.K.
124	COE Tandem Switching Leases	0	34	0	0	0	0	0	0	O.K.
125	COE Local Switching Leases	0	39	0	0	0	0	0	0	O.K.
126	COE Transmission Leases	0	68	0	0	0	0	0	0	O.K.
127										
128	Total COE Leases	\$0		\$0	\$0	\$0	\$0	\$0	\$0	O.K.
129										
130	IOT Equipment Leases	\$0	78	0	0	0	0	0	0	O.K.
131										
132	C&WF Leases	\$0	117	0	0	0	0	0	0	O.K.
133										
134	Total Capital Leases	\$0		\$0	\$0	\$0	\$0	\$0	\$0	O.K.
135										
136	Leasehold Impr., Alloc.	\$0	N37	0	0	0	0	0	0	O.K.
137	Leasehold Impr., Direct	0	Direct	0	0	0	0	0	0	O.K.
138										
139	Total Leasehold Improvementsa	\$0		\$0	\$0	\$0	\$0	\$0	\$0	O.K.
140										
141	Total Tangible Assets	\$0		\$0	\$0	\$0	\$0	\$0	\$0	O.K.
142										
143										
144	TOTAL INTANGIBLE ASSETS	\$11,345	N37	\$4,511	\$2,368	\$0	\$4,284	\$0	\$182	O.K.
145										
146										
147	PROPERTY HELD FOR FUTURE US	\$0	N46	0	0	0	0	0	0	O.K.

EAST PLAINS TELECOM

	(A) IntraLATA Investment Detail	(B) Part 36 IntraLATA Total	(C) Source or Apportion	(D) Common Line	(E) Local Switching	(F) Information	(G) Common Transport	(H) Billing and Collection	(I) Other
161	PLANT UNDER CONSTRUCTION:								
162	Short-term	\$0	N46	\$0	\$0	\$0	\$0	\$0	O.K.
163	Long-term	79,263	N46	31,516	16,543	0	29,929	0	1,274 O.K.
164									
165	Total P.lt. Under Const.	\$79,263		\$31,516	\$16,543	\$0	\$29,929	\$0	\$1,274 O.K.
166									
167	TELEPHONE PLANT ADJUSTMENT	\$0	N46	\$0	\$0	\$0	\$0	\$0	O.K.
168									
169	CLASS B RTB STOCK	\$0	N37	\$0	\$0	\$0	\$0	\$0	O.K.
170									
171	MATERIALS AND SUPPLIES	\$0	N37	\$0	\$0	\$0	\$0	\$0	O.K.
172									
173	CASH WORKING CAPITAL	\$7,880	N37	\$3,133	\$1,644	\$0	\$2,975	\$0	\$127 O.K.
174									
175	EQUAL ACCESS INVESTMENT	\$0	Direct	\$0	\$0	\$0	\$0	\$0	O.K.
176									
177									

EAST PLAINS TELECOM

***** FCC PART 69 *****									
IntraLATA									
Reserves and Deferrals									
(A)	(B)	(C)	(D)	(E)	(F)	(G)	(H)	(I)	
13	ACCUM. DEPRECIATION, TPIS:								
14									
15	Support Assets	N28	\$4,430	\$14,950	\$0	\$27,047	\$0	\$1,152	O.K.
16	COE Switching	L44	0	110,374	0	8,422	0	0	O.K.
17	COE Operator	L32	0	0	0	0	0	0	O.K.
18	COE Transmission	L68	17,786	0	0	42,534	0	645	O.K.
19	IOT Equipment	L78	0	0	0	0	0	0	O.K.
20	Cable and Wire Facilities	L117	223,773	0	0	118,051	0	7,640	O.K.
21	Other Plant	N37	0	0	0	0	0	0	O.K.
22									
23	Total Accum. Depr., TPIS		\$245,989	\$125,323	\$0	\$196,055	\$0	\$9,437	O.K.
24	ACCUM. AMORTIZATION:								
25									
26	Accum. Depreciation, PHFU	N37	\$0	\$0	\$0	\$0	\$0	\$0	O.K.
27	Accum. Amort., Tangible Inv.	N37	0	0	0	0	0	0	O.K.
28	Accum. Amort., Intang. Inv.	N37	\$4,511	\$2,368	\$0	\$4,284	\$0	\$182	O.K.
29	Accum. Amort., Other	N37	0	0	0	0	0	0	O.K.
30									
31									
32	Tot. Accum. Amortization		\$4,511	\$2,368	\$0	\$4,284	\$0	\$182	O.K.
33									
34	Total Accum. Depr./Amort.		\$250,500	\$127,691	\$0	\$200,338	\$0	\$9,620	O.K.
35									
36	ACCUM. DEF. INC. TAXES, NET:								
37									
38	Support Assets	N28	\$0	\$0	\$0	\$0	\$0	\$0	O.K.
39	COE Switching	L44	0	0	0	0	0	0	O.K.
40	COE Operator	L32	0	0	0	0	0	0	O.K.
41	COE Transmission	L68	0	0	0	0	0	0	O.K.
42	IOT Equipment	L78	0	0	0	0	0	0	O.K.
43	Cable and Wire Fac.	L117	0	0	0	0	0	0	O.K.
44	Unclassified	N37	0	0	0	0	0	0	O.K.
45									
46									
47	Total Accum. Def. Inc. Taxes		\$0	\$0	\$0	\$0	\$0	\$0	O.K.

EAST PLAINS TELECOM

***** FCC PART 69 ***** Apportionment Factors		Part 36 IntraLATA Total	Source	Common Line	Local Switching	Information	Common Transport	Billing and Collection	Other	
(A)	(B)	(C)	(D)	(E)	(F)	(G)	(H)	(I)		
13	Central Office Equipment	\$464,796	L70	\$65,840	\$222,163	\$0	\$174,405	\$0	\$2,389	O.K.
14	Info. Orig./Term. Eqpt.	0	L78	0	0	0	0	0	0	O.K.
15	C&W Facilities	673,591	L117	431,321	0	0	227,543	0	14,727	O.K.
16										
17	Total	\$1,138,387		\$497,161	\$222,163	\$0	\$401,948	\$0	\$17,115	O.K.
18	Factor	1.000000		0.436724	0.195156	0.000000	0.353085	0.000000	0.015035	O.K.
19										
20	Sum: Sw., Trans., Other	\$641,226	17	\$0	\$222,163	\$0	\$401,948	\$0	\$17,115	O.K.
21	Factor	1.000000		0.000000	0.346466	0.000000	0.626842	0.000000	0.026692	O.K.
22										
23	Central Office Equipment	\$464,796	L70	\$65,840	\$222,163	\$0	\$174,405	\$0	\$2,389	O.K.
24	Info. Orig./Term. Eqpt.	0	L78	0	0	0	0	0	0	O.K.
25	C&WF, Excl. Exch. Message	242,270	L117-83	0	0	0	227,543	0	14,727	O.K.
26										
27	Total	\$707,066		\$65,840	\$222,163	\$0	\$401,948	\$0	\$17,115	O.K.
28	Factor	1.000000		0.093117	0.314204	0.000000	0.568473	0.000000	0.024206	O.K.
29										
30	General Support Facilities	\$146,193	L25	\$13,613	\$45,935	\$0	\$83,107	\$0	\$3,539	O.K.
31	Central Office Equipment	464,796	13	65,840	222,163	0	174,405	0	2,389	O.K.
32	Info. Orig./Term. Eqpt.	0	14	0	0	0	0	0	0	O.K.
33	C&W Facilities	673,591	15	431,321	0	0	227,543	0	14,727	O.K.
34	Equal Access Investment	0	L177	0	0	0	0	0	0	O.K.
35										
36	Total	\$1,284,581		\$510,774	\$268,098	\$0	\$485,055	\$0	\$20,654	O.K.
37	Factor	1.000000		0.397619	0.208704	0.000000	0.377598	0.000000	0.016079	O.K.
38										
39	Sum: Com. Ln., Sw., Trans.	\$1,263,927	36	\$510,774	\$268,098	\$0	\$485,055	\$0	\$0	O.K.
40	Factor	1.000000		0.404117	0.212115	0.000000	0.383768	0.000000	0.000000	O.K.
41										
42	COE Cat. 2 Factor	1.000000	Direct	0.000000	0.000000	0.000000	1.000000	0.000000	0.000000	O.K.
43	IOT Cat. 1 Factor	1.000000	Direct	1.000000	0.000000	0.000000	0.000000	0.000000	0.000000	O.K.
44										
45	Total TPIS	\$1,295,926	K26	\$515,285	\$270,465	\$0	\$489,339	\$0	\$20,837	O.K.
46	Factor	1.000000		0.397619	0.208704	0.000000	0.377598	0.000000	0.016079	O.K.

EAST PLAINS TELECOM

		Part 36						
		IntraLATA	Common	Local	Information	Common	Billing and	Other
		Total	Line	Switching	Information	Transport	Collection	
		(B)	(D)	(E)	(F)	(G)	(H)	(I)
***** FCC PART 69 ***** Apportionment Factors		(A)	(C)	(E)	(F)	(G)	(H)	(I)
60	Interstate Equiv. Factor	0.000000	Direct	0.000000	0.000000	0.000000	0.000000	0.000000
61	Wtd. Std. Work Seconds	1.000000	Direct	0.000000	0.000000	0.000000	0.000000	0.000000
62	"BIG THREE" Expenses	\$75,789	O171	\$12,612	\$0	\$28,718	\$15,587	\$836
63	Factor	1.000000		0.166409	0.000000	0.378925	0.205667	0.011031
64	Net Investment	\$794,919	J13	\$160,961	\$0	\$321,905	\$0	\$12,618
65	Factor	1.000000		0.202487	0.000000	0.404953	0.000000	0.015873
66								
67								0

EAST PLAINS TELECOM

	(A)	(B)	(C)	(D)	(E)	(F)	(G)	(H)	(I)
	Operating Expenses and Taxes	IntraLATA Total	Apportion	Common Line	Local Switching	Information	Common Transport	Billing and Collection	Other
13	PLANT SPEC. OPER. EXPENSE:								
14	Network Support, Alloc.	\$20	N37	\$8	\$4	\$0	\$8	\$0	\$0
15	Network Support, Direct	0	Direct	0	0	0	0	0	0
16	Total Network Support Exp.	\$20		\$8	\$4	\$0	\$8	\$0	\$0
17	General Support, Alloc.	\$10,550	N30	\$982	\$3,315	\$0	\$5,997	\$0	\$255
18	General Support, Direct	0	Direct	0	0	0	0	0	0
19	Total General Support Exp.	\$10,550		\$982	\$3,315	\$0	\$5,997	\$0	\$255
20	Central Office Eq., Alloc.	\$15,984	N31	\$2,264	\$7,640	\$0	\$5,998	\$0	\$82
21	Central Office Eq., Direct	4,432	Direct	0	0	0	4,432	0	0
22	Total COE Exp.	\$20,416		\$2,264	\$7,640	\$0	\$10,430	\$0	\$82
23	Cust. Premises Equip.	\$0	L76	\$0	\$0	\$0	\$0	\$0	\$0
24	Other IOT	0	N43	0	0	0	0	0	0
25	IOT Direct	0	Direct	0	0	0	0	0	0
26	Total IOT Exp.	\$0		\$0	\$0	\$0	\$0	\$0	\$0
27	Cable & Wire, Alloc.	\$17,419	N33	\$11,154	\$0	\$0	\$5,884	\$0	\$381
28	Cable & Wire, Direct	3,408	Direct	0	0	0	3,408	0	0
29	Total C&WF Exp.	\$20,827		\$11,154	\$0	\$0	\$9,292	\$0	\$381
30	TOTAL PLT. SPEC. OPER. EXP.	\$51,813		\$14,409	\$10,959	\$0	\$25,727	\$0	\$719
31	TOTAL PLT. SPEC., ex SUPPORT	\$41,243		\$13,418	\$7,640	\$0	\$19,722	\$0	\$463

EAST PLAINS TELECOM

		Part 36						
		IntraLATA						
		Total						
(A)	(B)	(C)	(D)	(E)	(F)	(G)	(H)	(I)
Operating Expenses and Taxes	Apportion	Common Line	Local Switching	Information	Common Transport	Billing and Collection	Other	
57 NON-SPECIFIC OPER. EXP.:								
58 Oth. Plt. and Equip., Alloc.	\$243	N18	\$106	\$47	\$0	\$86	\$0	\$4
59 Oth. Plt. and Equip., Direct	0	Direct	0	0	0	0	0	0
60 Total Oth. Plt. & Equip.	\$243		\$106	\$47	\$0	\$86	\$0	\$4
61 Network Operations, Alloc.	\$7,208	N18	\$3,148	\$1,407	\$0	\$2,545	\$0	\$108
62 Network Operations, Direct	0	Direct	0	0	0	0	0	0
63 Total Network Oper. Exp.	\$7,208		\$3,148	\$1,407	\$0	\$2,545	\$0	\$108
64 Total Access Expenses	\$0	Direct	\$0	\$0	\$0	\$0	\$0	\$0
65 Depr., Support Assets	\$7,578	L23	\$706	\$2,381	\$0	\$4,308	\$0	\$183
66 Depr., COE Switching	35,314	L44	0	32,810	0	2,504	0	0
67 Depr., COE Operator	0	L32	0	0	0	0	0	0
68 Depr., COE Transmission	9,962	L68	2,906	0	0	6,950	0	105
69 Depr., IOT Equipment	0	L78	0	0	0	0	0	0
70 Depr., C&W Facilities	38,507	L117	24,657	0	0	13,008	0	842
71 Depr., PHFU	0	L147	0	0	0	0	0	0
72 Total Depreciation Expense	\$91,360		\$28,269	\$35,191	\$0	\$26,769	\$0	\$1,131
73 Amort., Tangible Assets	\$0	L141	\$0	\$0	\$0	\$0	\$0	\$0
74 Amort., Intangible Assets	0	L144	0	0	0	0	0	0
75 Other Amortization	0	Direct	0	0	0	0	0	0
76 Direct Assigned Amort.	0	Direct	0	0	0	0	0	0
77 Total Amortization Exp.	\$0		\$0	\$0	\$0	\$0	\$0	\$0
78 Total Depr. and Amort.	\$91,360		\$28,269	\$35,191	\$0	\$26,769	\$0	\$1,131
79 TOTAL NON-SPEC. OPER. EXP.	\$98,811		\$31,523	\$36,645	\$0	\$29,400	\$0	\$1,243

EAST PLAINS TELECOM

***** FCC PART 69 *****									
Operating Expenses and Taxes	Part 36 IntraLATA Total	Apportion	Common Line	Local Switching	Information	Common Transport	Billing and Collection	Other	
(A)	(B)	(C)	(D)	(E)	(F)	(G)	(H)	(I)	
104 CUSTOMER OPERATIONS EXPENSE:									
105									
106 Marketing, Allocable	\$315	N37	\$125	\$66	\$0	\$119	\$0	\$5	O.K.
107 Marketing, Direct	0	Direct	0	0	0	0	0	0	O.K.
108									
109 Total Marketing Expense	\$315		\$125	\$66	\$0	\$119	\$0	\$5	O.K.
110									
111 Operator Service, Alloc.	\$0	N61	\$0	\$0	\$0	\$0	\$0	\$0	O.K.
112 Operator Service, Direct	0	Direct	0	0	0	0	0	0	O.K.
113									
114 Total Operator Service	\$0		\$0	\$0	\$0	\$0	\$0	\$0	O.K.
115									
116 Classified Directory	\$0	Direct	\$0	\$0	\$0	\$0	\$0	\$0	O.K.
117 Alphabetical Directory	0	(F)	0	0	0	0	0	0	O.K.
118 Foreign Directory	0	Direct	0	0	0	0	0	0	O.K.
119									
120 Total Directory	\$0		\$0	\$0	\$0	\$0	\$0	\$0	O.K.
121									
122 Bus. Ofc., EU Presubscription	610	N40	\$247	\$129	\$0	\$234	\$0	\$0	O.K.
123 Bus. Ofc., Reserved	0	(I)	0	0	0	0	0	0	O.K.
124 Bus. Ofc., EU Access PL & All Other	0	(H)	0	0	0	0	0	0	O.K.
125 Bus. Ofc., EU Message	5,025	(H)	0	0	0	0	5,025	0	O.K.
126 Bus. Ofc., EU Reserved	0	(I)	0	0	0	0	0	0	O.K.
127 Bus. Ofc., IX Special Access	0	(I)	0	0	0	0	0	0	O.K.
128 Bus. Ofc., IX Switched Access	0	N40	0	0	0	0	0	0	O.K.
129 Bus. Ofc., IX Billing and Collection	0	(H)	0	0	0	0	0	0	O.K.
130 Bus. Ofc., Coin Collection & Administr.	0	(D)	0	0	0	0	0	0	O.K.
131 Bus. Ofc., Reserved	0	(I)	0	0	0	0	0	0	O.K.
132									
133 Total Business Office	\$5,635		\$247	\$129	\$0	\$234	\$5,025	\$0	O.K.
134									
135 Cust. Serv., Msg. Process	\$2,660	(H)	0	0	0	0	2,660	0	O.K.
136 Cust. Serv., Other B&C	7,902	(H)	0	0	0	0	7,902	0	O.K.
137 Cust. Serv., CABS	12	N21	0	4	0	8	0	0	O.K.
138 Cust. Serv., EU Common Line	0	(H)	0	0	0	0	0	0	O.K.
139									
140 Total Customer Service	\$10,574		\$0	\$4	\$0	\$8	\$10,562	\$0	O.K.
141									
142 Total BO, CS, OS, Dir.	\$16,209		\$247	\$133	\$0	\$242	\$15,587	\$0	O.K.

EAST PLAINS TELECOM

Part 36 IntralATA		Operating Expenses and Taxes									
Total		(A)	(B)	(C)	(D)	(E)	(F)	(G)	(H)	(I)	
		Operating Expenses and Taxes	Total	Apportion	Common Line	Local Switching	Information	Common Transport	Billing and Collection	Other	
158	Other Cust. Serv., Alloc.		\$0	142	\$0	\$0	\$0	\$0	\$0	\$0	O.K.
159	Other Cust. Serv., Direct		0	Direct	0	0	0	0	0	0	O.K.
160	Total Other Cust. Serv.		\$0		\$0	\$0	\$0	\$0	\$0	\$0	O.K.
162	TOTAL CUSTOMER OPER. EXP.		\$16,524		\$372	\$199	\$0	\$361	\$15,587	\$5	O.K.
164	"BIG-THREE" EXPENSES:										
165	Total Plt. Specific Exp.		\$51,813	41	\$14,409	\$10,959	\$0	\$25,727	\$0	\$719	O.K.
168	Total Plt Non-specific Exp.		7,451	62 + 67 + 69	3,254	1,454	0	2,631	0	112	O.K.
169	Total Customer Operations		16,524	163	372	199	0	361	15,587	5	O.K.
170	TOTAL "BIG THREE" EXPENSES		\$75,789		\$18,035	\$12,612	\$0	\$28,718	\$15,587	\$836	O.K.
172	CORPORATE OPERATIONS EXPENSE:										
173	Exec. and Planning, Alloc.		\$885	N64	\$211	\$147	\$0	\$335	\$182	\$10	O.K.
175	Exec. and Planning, Direct		0	Direct	0	0	0	0	0	0	O.K.
177	Total Exec. and Planning		\$885		\$211	\$147	\$0	\$335	\$182	\$10	O.K.
179	Admin. & General, Allocable		\$27,579	N64	\$6,563	\$4,589	\$0	\$10,450	\$5,672	\$304	O.K.
181	Admin. & General, Direct		49,755	Direct	15,115	10,570	0	24,070	0	0	O.K.
182	Total Admin. and Gen.		\$77,334		\$21,678	\$15,159	\$0	\$34,520	\$5,672	\$304	O.K.
184	TOTAL CORPORATE OPERATIONS		\$78,220		\$21,889	\$15,307	\$0	\$34,856	\$5,854	\$314	O.K.
186	NON-INCOME TAXES:										
188	Non-income Taxes, Allocable		\$0	N37	\$0	\$0	\$0	\$0	\$0	\$0	O.K.
189	Non-income Taxes, Direct		2,130	Direct	861	452	0	817	0	0	O.K.
191	Total Non-income Taxes		\$2,130		\$861	\$452	\$0	\$817	\$0	\$0	O.K.
193	TOTAL OPER. EXP. AND TAXES		\$247,498		\$69,054	\$63,562	\$0	\$91,160	\$21,442	\$2,281	O.K.

SOUTH DAKOTA PUC INTRASTATE ACCESS COST MODEL

COMPANY NAME EAST PLAINS TELECOM
 PERIOD ADDRESSED ENDING DECEMBER 31, 2001
 RUN DATE AND TIME 04-Nov-2002 03:05:53 PM

NOTES: SEE SHEET "G" TO INPUT PART 36 ALLOCATION FACTORS.

***** FCC PART 36 *****	TOTAL COMPANY	Source/ Allocator	Interstate and Other	Intrastate				TOTAL INTRASTATE	
				Message Telephone Service		Private Line			
				InterLATA	IntraLATA	InterLATA	IntraLATA		
(A)	(B)	(C)	(D)	(E)	(F)	(G)	(H)	(I)	
PLANT INVESTMENT DETAIL:									
21 Land, Allocable	27,796	---	---	---	---	---	---	---	---
22 Land, Direct	0	---	0	---	0	---	0	---	0
23 Motor Vehicles	35,579	---	---	---	---	---	---	---	---
24 Aircraft	0	---	---	---	---	---	---	---	---
25 Special Purpose Vehicles	38,608	---	---	---	---	---	---	---	---
26 Garage Work Equipment	0	---	---	---	---	---	---	---	---
27 Other Work Equipment	6,200	---	---	---	---	---	---	---	---
28 Buildings, Allocable	381,897	---	---	---	---	---	---	---	---
29 Buildings, Direct	0	---	0	---	0	---	0	---	0
30 Furniture	395	---	---	---	---	---	---	---	---
31 Office Equipment	65,464	---	---	---	---	---	---	---	---
32 General Purpose Computers	0	---	---	---	---	---	---	---	---
33 CAT 1 Oper. Sys., TSPS	0	---	---	---	---	---	---	---	---
34 CAT 1 Oper. Sys., Other TSPS	0	---	---	---	---	---	---	---	---
35 CAT 1 Oper. Sys., Aux. Pos.	0	---	---	---	---	---	---	---	---
36 CAT 1 Oper. Sys., Other	0	---	0	---	0	---	0	---	0
37 CAT 2 Tandem Sw. Allocable	64,372	---	---	---	---	---	---	---	---
38 CAT 2 Tandem Sw. Direct	0	---	0	---	0	---	0	---	0
39 CAT 3 Local Sw. Allocable	989,630	---	---	---	---	---	---	---	---
40 CAT 3 Local Sw. Direct	0	---	0	---	0	---	0	---	0
41 CAT 4.12 Exchange Trunk	230,221	---	---	---	---	---	---	---	---
42 CAT 4.12 Exch. Tr. Direct	0	---	0	---	0	---	0	---	0
43 CAT 4.13 Exch. Ln. Msg., PL & WATS	268,778	---	---	---	---	---	---	---	---
44 Reserved	0	---	---	---	---	---	---	---	---
45 CAT 4.13 Direct	0	---	0	---	0	---	0	---	0
46 CAT 4.23 Message, PL & WATS	344,954	---	---	---	---	---	---	---	---
47 Reserved	0	---	---	---	---	---	---	---	---
48 CAT 4.23 Direct	3,760	---	3,539	---	0	---	0	221	221
49 CAT 4.3 H/R Message	0	---	---	---	---	---	---	---	---
50 CAT 4.3 WATS	0	---	0	---	0	---	0	---	0
51 CAT 4.3 Direct	0	---	0	---	0	---	0	---	0
52 CAT 1 Other IOT Equipment	0	---	---	---	---	---	---	---	---
53 CAT 1 Coinless Pay Phones	0	---	0	---	0	---	0	---	0

SOUTH DAKOTA PUC INTRASTATE ACCESS COST MODEL

EAST PLAINS TELECOM
ENDING DECEMBER 31, 2001

Intrastate

***** FCC PART 36 *****	TOTAL COMPANY	Source/ Allocator	Interstate and Other	Intrastate				TOTAL INTRASTATE	
				Message Telephone Service		Private Line			
				InterLATA	IntraLATA	InterLATA	IntraLATA		
(A)	(B)	(C)	(D)	(E)	(F)	(G)	(H)	(I)	
70 CAT 2 CP Equipment	0	---	0	0	0	0	0	0	0
71 Reserved	0	---	---	---	---	---	---	---	---
72 Reserved	0	---	---	---	---	---	---	---	---
73 CAT 1.3 Joint Msg., Cat. 1.1 & 1.2 PL	1,760,785	---	---	---	---	---	---	---	---
74 Other CAT 1 C&WF	0	---	0	0	0	0	0	0	0
75 CAT 2 C&WF	164,732	---	---	---	---	---	---	---	---
76 CAT 2 C&WF, Wideband	0	---	0	0	0	0	0	0	0
77 CAT 3 Joint Message & PL/WATS	498,793	---	---	---	---	---	---	---	---
78 Reserved	0	---	---	---	---	---	---	---	---
79 CAT 3 Direct	2,993	---	2,466	0	0	0	0	527	527
80 CAT 4 Message	0	---	---	---	---	---	---	---	---
81 CAT 4 WATS	0	---	0	0	0	0	0	0	0
82 CAT 4 Direct	0	---	0	0	0	0	0	0	0
83 Allocable Support Leases	0	---	---	---	---	---	---	---	---
84 Direct Support Leases	0	---	0	0	0	0	0	0	0
85 COE Operator	0	---	---	---	---	---	---	---	---
86 COE Tandem Switch	0	---	---	---	---	---	---	---	---
87 COE Local Switch	0	---	---	---	---	---	---	---	---
88 COE Transmission	0	---	---	---	---	---	---	---	---
89 COE Direct	0	---	0	0	0	0	0	0	0
90 IOT Leases	0	---	0	0	0	0	0	0	0
91 C&WF Leases	0	---	0	0	0	0	0	0	0
92 Leasehold Imp. Land etc.	0	---	---	---	---	---	---	---	---
93 Leasehold Imp. COE Switching	0	---	---	---	---	---	---	---	---
94 Leasehold Imp. COE Operator	0	---	---	---	---	---	---	---	---
95 Leasehold Imp. COE Trans.	0	---	---	---	---	---	---	---	---
96 Leasehold Imp. IOT	0	---	0	0	0	0	0	0	0
97 Leasehold Imp. C&WF	0	---	0	0	0	0	0	0	0
98 Leasehold Imp. Other	0	---	0	0	0	0	0	0	0
99 Allocable Acct. No. 2690	43,142	---	---	---	---	---	---	---	---
100 Direct Acct. No. 2690	0	---	0	0	0	0	0	0	0
101 Materials and Supplies	0	---	---	---	---	---	---	---	---
102 RTB Stock	0	---	---	---	---	---	---	---	---
103 Tele. Plt. Adjust. - Alloc.	0	---	---	---	---	---	---	---	---
104 Tele. Plt. Adjust. - Direct	0	---	0	0	0	0	0	0	0
105 Other Assets, Net	0	---	0	0	0	0	0	0	0
106 Other Liab., Def. Cr., Net	0	---	0	0	0	0	0	0	0

SOUTH DAKOTA PUC INTRASTATE ACCESS COST MODEL

EAST PLAINS TELECOM
ENDING DECEMBER 31, 2001

Intrastate

***** FCC PART 36 *****	TOTAL COMPANY	Source/ Allocator	Interstate and Other	Message Telephone Service		Private Line		TOTAL INTRASTATE
				InterLATA	IntraLATA	InterLATA	IntraLATA	
(A)	(B)	(C)	(D)	(E)	(F)	(G)	(H)	(I)
123 TPUC -- Short Term, Alloc.	0	---	---	---	---	---	---	---
124 TPUC -- Short Term, Direct	0	---	0	0	0	0	0	0
125 TPUC -- Long Term, Alloc.	301,418	---	---	---	---	---	---	---
126 TPUC -- Long Term, Direct	0	---	0	0	0	0	0	0
127								
128 RESERVES AND DEFERRALS:								
129 Acc. Depr. Support Assets	180,932	---	---	---	---	---	---	---
130 Acc. Depr. COE Switching	523,644	---	---	---	---	---	---	---
131 Acc. Depr. COE Operator	0	---	---	---	---	---	---	---
132 Acc. Depr. COE Transmission	229,000	---	---	---	---	---	---	---
133 Acc. Depr. IOT Equipment	0	---	---	---	---	---	---	---
134 Acc. Depr. Cable and Wire Facilities	1,259,302	---	---	---	---	---	---	---
135 Acc. Depr. Other Plant	0	---	0	0	0	0	0	0
136 Accum. Amort., Tangible Inv.	0	---	---	---	---	---	---	---
137 Accum. Amort., Intang. Inv.	43,142	---	---	---	---	---	---	---
138 Accum. Amort., Other	0	---	0	0	0	0	0	0
139 Acc. Def. IT Support Assets	0	---	---	---	---	---	---	---
140 Acc. Def. IT COE Switching	0	---	---	---	---	---	---	---
141 Acc. Def. IT COE Operator	0	---	---	---	---	---	---	---
142 Acc. Def. IT COE Trans.	0	---	---	---	---	---	---	---
143 Acc. Def. IT IOT Equipment	0	---	---	---	---	---	---	---
144 Acc. Def. IT C&WF	0	---	---	---	---	---	---	---
145 Acc. Def. IT Unclassified	0	---	0	0	0	0	0	0
146								
147 OPERATING EXPENSES AND TAXES:								
148 Network Support, Alloc.	76	---	---	---	---	---	---	---
149 Network Support, Direct	0	---	0	0	0	0	0	0
150 General Support, Alloc.	40,118	---	---	---	---	---	---	---
151 General Support, Direct	0	---	0	0	0	0	0	0
152 Central Office Eq., Alloc.	65,399	---	---	---	---	---	---	---
153 Central Office Eq., Direct	9,708	---	5,276	0	4,432	0	0	4,432
154 Cust. Premises Equip.	0	---	---	---	---	---	---	---
155 Coinless Pay Phone Exp.	0	---	---	---	---	---	---	---
156 Other IOT	0	---	---	---	---	---	---	---
157 IOT Direct	0	---	0	0	0	0	0	0
158 Cable & Wire, Alloc.	62,771	---	---	---	---	---	---	---
159 Cable & Wire, Direct	7,470	---	4,062	0	3,408	0	0	3,408

SOUTH DAKOTA PUC INTRASTATE ACCESS COST MODEL

EAST PLAINS TELECOM
ENDING DECEMBER 31, 2001

Intrastate

***** FCC PART 36 *****	TOTAL COMPANY	Source/ Allocator	Interstate and Other	Intrastate				TOTAL INTRASTATE	
				Message Telephone Service		Private Line			
				InterLATA	IntraLATA	InterLATA	IntraLATA		
(A)	(B)	(C)	(D)	(E)	(F)	(G)	(H)	(I)	
176 Oth. Plt. and Equip., Alloc.	925	---	---	---	---	---	---	---	---
177 Oth. Plt. and Equip., Direct	0	---	0	0	0	0	0	0	0
178 Network Operations, Alloc.	27,411	---	---	---	---	---	---	---	---
179 Network Operations, Direct	0	---	0	0	0	0	0	0	0
180 Total Access Expense	102,223	---	102,223	0	0	0	0	0	0
181 Depr., Support Assets	28,817	---	---	---	---	---	---	---	---
182 Depr., COE Switching	155,659	---	---	---	---	---	---	---	---
183 Depr., COE Operator	0	---	---	---	---	---	---	---	---
184 Depr., COE Transmission	37,418	---	---	---	---	---	---	---	---
185 Depr., IOT Equipment	0	---	---	---	---	---	---	---	---
186 Depr., C&W Facilities	138,760	---	---	---	---	---	---	---	---
187 Amort., Tangible Assets	0	---	---	---	---	---	---	---	---
188 Amort., Intangible Assets	0	---	---	---	---	---	---	---	---
189 Other Amortization	0	---	0	0	0	0	0	0	0
190 Direct Assigned Amort.	0	---	0	0	0	0	0	0	0
191 Marketing, Allocable	759	---	---	---	---	---	---	---	---
192 Marketing, Direct	0	---	0	0	0	0	0	0	0
193 Operator Service, Alloc.	0	---	---	---	---	---	---	---	---
194 Operator Service, Direct	0	---	0	0	0	0	0	0	0
195 Classified Directory	0	---	0	0	0	0	0	0	0
196 Alphabetical Directory	0	---	---	---	---	---	---	---	---
197 Foreign Directory	0	---	---	---	---	---	---	---	---
198 Bus. Ofc., EU Presubscription	1,220	---	---	---	---	---	---	---	---
199 Bus. Ofc., EU MTS & WATS	10,741	---	---	---	---	---	---	---	---
200 Bus. Ofc., EU Access, P/L & all Other	22,349	---	---	---	---	---	---	---	---
201 Bus. Ofc., IXC Special Access	0	---	---	---	---	---	---	---	---
202 Bus. Ofc., IXC Switched Access	0	---	---	---	---	---	---	---	---
203 Bus. Ofc., IXC B & C Services	0	---	---	---	---	---	---	---	---
204 Coin Collect & Admin.	2,240	---	---	---	---	---	---	---	---
205 Cust. Svc., Direct	0	---	0	0	0	0	0	0	0
206 Cust. Serv., Msg. Process	3,869	---	---	---	---	---	---	---	---
207 Cust. Serv., Other B&C	30,465	---	---	---	---	---	---	---	---
208 Cust. Serv., CABS	24	---	---	---	---	---	---	---	---
209 Cust. Serv., EU Common Line	1,603	---	1,603	0	0	0	0	0	0
210 Other Cust. Serv., Alloc.	0	---	---	---	---	---	---	---	---
211 Other Cust. Serv., Direct	66	---	66	0	0	0	0	0	0
212 Exec. and Planning, Alloc.	3,353	---	---	---	---	---	---	---	---
213 Exec. and Planning, Direct	0	---	0	0	0	0	0	0	0

SOUTH DAKOTA PUC INTRASTATE ACCESS COST MODEL

EAST PLAINS TELECOM
ENDING DECEMBER 31, 2001

Intrastate

***** FCC PART 36 *****	TOTAL COMPANY	Source/ Allocator	Interstate and Other	Message Telephone Service		Private Line		TOTAL INTRASTATE
				InterLATA	IntraLATA	InterLATA	IntraLATA	
(A)	(B)	(C)	(D)	(E)	(F)	(G)	(H)	(I)
230 Admin. & General, Allocable	104,456	---	---	---	---	---	---	---
231 Admin. & General, Direct	57,504	---	7,749	0	49,755	0	0	49,755
232 Non-income Taxes, Allocable	0	---	---	---	---	---	---	---
233 Non-income Taxes, Direct	2,250	---	120	0	2,130	0	0	2,130
234								
235 OTHER INCOME STATEMENT:								
236 State Income Tax Rate	0.00%	---	---	---	---	---	---	---
237 Federal Income Tax Rate	34.00%	---	---	---	---	---	---	---
238 Gross Receipts Tax Rate	5.00%	---	---	---	---	---	---	---
239 Rate of Return	10.00%	---	---	---	---	---	---	---
240 AFUDC	0	---	---	---	---	---	---	---
241 ITC Amortization	0	---	---	---	---	---	---	---
242 Other Return Adjustments	0	---	0	0	0	0	0	0
243 Contributions	0	---	---	---	---	---	---	---
244 Interest Expense	143,491	---	---	---	---	---	---	---
245 Capital Lease Expense	0	---	---	---	---	---	---	---
246 Capitalized Payroll taxes	0	---	---	---	---	---	---	---
247 Depreciation Adjustment	0	---	---	---	---	---	---	---
248 Other Income Adjustments	0	---	0	0	0	0	0	0
249 Uncollectibles	6,739	---	6,485	0	254	0	0	254
250 Other Revenue Adjustments	0	---	0	0	0	0	0	0
251 Other Revenue Taxes	0	---	0	0	0	0	0	0
252								

SOUTH DAKOTA PUC INTRASTATE ACCESS COST MODEL
 EAST PLAINS TELECOM
 ENDING DECEMBER 31, 2001

	(A)	TOTAL COMPANY (B)	Source/ Allocator (C)	Interstate		Intrastate				TOTAL INTRASTATE (I)
				Private Line		Private Line		Private Line		
				Other (D)	InterLATA (E)	IntraLATA (F)	InterLATA (G)	IntraLATA (H)	IntraLATA (I)	
271 Working Loops		1,240	---	15	0	0	0	0	0	10
272 Equivalent Interexchange Cct. Miles		4,117	---	0	0	0	0	0	0	0
273 Interexchange Circuit Terminations		173	---	0	0	0	0	0	0	0

CONFIDENTIAL

LAW OFFICES
RITER, ROGERS, WATTIER & BROWN, LLP
Professional & Executive Building
319 South Coteau Street
P.O. Box 280
Pierre, South Dakota 57501-0280
www.riterlaw.com

OF COUNSEL:
Brian B. Meyer
Robert D. Hofer

TELEPHONE
605-224-5825
605-224-7889
FAX
605-224-7102

RECEIVED

JUL 11 2003

**SOUTH DAKOTA PUBLIC
UTILITIES COMMISSION**

E.D. MAYER
ROBERT C. RITER, Jr.
DARLA POLLMAN ROGERS
JERRY L. WATTIER
JOHN L. BROWN

July 11, 2003

Pam Bonrud
Public Utilities Commission
500 East Capitol Avenue
Pierre, South Dakota 57501

Re: 2001 Cost Study Dockets as follows:

TC02-087
TC02-078
TC02-080
TC02-071
TC02-089
TC02-064
TC02-072
TC02-053
TC02-079
TC02-090

Dear Pam:

You will find enclosed herein the original and ten copies of the MOTION TO DISMISS INTERVENOR AND MOTION FOR EXTENSION OF TIME for filing in the above-named 2001 cost study dockets in which S&S Communications intervened.

Sincerely yours,



Darla Pollman Rogers
Attorney at Law

DPR/ph

Enclosures

RECEIVED

BEFORE THE PUBLIC UTILITIES COMMISSION

JUL 11 2003

OF THE STATE OF SOUTH DAKOTA

**SOUTH DAKOTA PUBLIC
UTILITIES COMMISSION**

IN THE MATTER OF THE ESTABLISHMENT OF SWITCHED ACCESS REVENUE REQUIREMENT FOR EAST PLAINS TELECOM, INC.

Docket No. TC02-072
MOTION TO DISMISS AND MOTION
FOR EXTENSION
OF TIME TO RESPOND TO
SECOND DISCOVERY REQUEST

EAST PLAINS TELECOM, INC. (Company), through undersigned counsel, respectfully requests the Public Utilities Commission (Commission) to dismiss S&S Communications (S&S) as Intervenor in this proceeding, pursuant to ARSD 20:10:01:15.05, based on the reasons stated herein. Pending a hearing and ruling on the Motion to Dismiss, Company further requests an Extension of Time to Respond to Intervenor's Second Discovery Request, dated June 12, 2003.

A. Background

On or about June 18, 2002, Company filed its 2001 Intrastate Switched Access Cost Study for approval by the Commission. S&S petitioned to intervene in said docket on July 5, 2002, and S&S was granted intervention by the Commission on July 26, 2002.

In an ancillary proceeding, the Commission Staff opened a separate docket against S&S (TC02-166) that began as a Motion for an Order to Show Cause why S&S should not be found in violation of the Order Granting Certificate of Authority. This docket was commenced on September 27, 2002, and was followed by a series of additional motions from Staff and hearings in front of the Commission. On July 2, 2003, the Commission revoked S&S's Certificate of Authority to provide telecommunications services in South Dakota.

B. Argument for Dismissal of Petition to Intervene

The rules governing intervention are found in ARSD 20:10:01:15.02-05. ARSD 20:10:01:15.02 allows a person who is not an original party to a proceeding to petition to intervene if said person is one “who claims an interest in a pending proceeding.” The petition itself must “set out clearly and concisely the facts supporting the petitioner’s alleged interest in the proceeding,” as well as the position of the petitioner, to the extent known. (ARSD 20:10:01:15.03). The Commission is granted some discretion in acting upon a petition to intervene:

A petition to intervene shall be granted by the commission if the petitioner shows that the petitioner is specifically deemed by statute to be interested in the matter involved, that the petitioner is specifically declared by statute to be an interested party to the proceeding, or that by the outcome of the proceeding the petitioner will be bound and affected either favorably or adversely with respect to an interest peculiar to the petitioner as distinguished from an interest common to the public or the taxpayers in general. ARSD 20:10:01:15.05.

Thus, overall, while intervention is generally liberally granted by the Commission, the rules do require a showing of a peculiar interest in the outcome of the proceeding, in absence of a statutorily granted right of intervention.

S&S filed its Motions to Intervene in all of the Local Exchange Carriers’ (LEC) dockets in July of 2002. S&S did not point to any statutorily granted right to intervention, so the first part of ARSD 20:10:01:15.05 is inapplicable. S&S alleged that as a switch-based interexchange carrier, it must purchase certain switched access services from the LECs. As a purchaser of switched access services, S&S claimed that “any increase in the rates of such services will directly and immediately affect the pecuniary interests of S&S ... as it will naturally affect S&S[’s] ... operating expenses.” (S&S Petition to Intervene). S&S noted some general concerns with regard to ineligible costs being included as recoverable costs, and also that the Commission’s decision in the cost

study dockets would “affect the customers of switched access services in general.” (S&S Petition to Intervene).

In early August of 2002, the Commission “found that S&S’s Petition(s) to Intervene was timely filed and demonstrates good cause to grant intervention,” and entered an Order to that effect in each of the LECs’ cost study dockets.

At the time the Petitions were filed by S&S and the Orders granted by the Commission were entered, the facts and application of the rules no doubt supported S&S’s intervention. Since that time, however, the facts have changed. As a result of the Commission’s Order of July 2, 2003, revoking S&S’s Certificate of Authority, S&S no longer has any pecuniary interest in the outcome of the cost study dockets. The change of facts is apparent:

1. S&S is no longer a switch-based interexchange carrier, and S&S no longer provides intrastate and interstate message telecommunications services to its subscribers.
2. S&S no longer purchases switched access services from LECs.
3. Because S&S no longer purchases switched access services from LECs, any increase in rates will not have any effect on S&S’s pecuniary interests or on its operating expenses.

Therefore, S&S can no longer demonstrate that “by the outcome of the proceeding [it] will be bound and affected either favorably or adversely with respect to an interest peculiar to the petitioner . . .” (ARSD 20:10:01:15.05). S&S will not be affected by the outcome of the cost study dockets at all, as it is no longer in business.

S&S’s general allegation of interest based upon the “important and complex issues” that arise in tariff filing is insufficient to establish the level of interest re-

quired under the rules to grant and maintain intervenor status, nor is S&S's claimed interest based on the direct and immediate effect of switched access services on customers in general sufficient to sustain intervenor status. In fact, ARSD 20:10:01:15.05 states that to grant intervention to a petitioner, the petitioning party must demonstrate a peculiar interest that is distinguishable "from an interest common to the public or to the taxpayers in general."

In addition, S&S's intervention in this docket has not promoted a timely hearing and disposition of this case by the Commission. By way of example, the Commission Staff has requested S&S to provide a list of specific issues it will raise at the hearing. The purpose of Staff's request was to determine the amount of time to set aside for a hearing. To date, however, S&S has not responded to Staff's request, so a final hearing date has still not been scheduled. Instead of providing information and identifying specific issues to the Commission that will aid the Commission in its decision making process, S&S has continued to request information from companies without any stated purpose.

Because S&S can no longer demonstrate that it has an interest in the cost study docket, and because S&S's intervention has failed to facilitate the Commission's decision making role, S&S should be dismissed as an intervenor in this docket.

C. Argument for Extension of Time



Prior to the hearings on June 30, 2003, and July 2, 2003, that culminated in the Commission revoking S&S's Certificate of Authority, S&S served Second Discovery Requests upon Company. The Discovery Requests are dated June 12, 2003, and under the rules of civil procedure, responses are due within thirty days.

Since the service of the Second Discovery Requests, S&S's Certificate of Authority was revoked, which is the reason for Company's Motion to Dismiss. In the

event the Commission grants Company's Motion, responses to the Discovery Requests would not be necessary. Therefore, Company requests that the Commission extend the time to respond to the Second Discovery Requests. If the Motion to Dismiss is denied, Company requests thirty days from the date of the Commission's ruling in which to respond to the Discovery Requests.

WHEREFORE, Company respectfully moves the Commission to dismiss S&S as an Intervenor and party in this docket, and to grant an extension of time to respond to discovery.

Dated this eleventh day of July, 2003.

Darja Pollman Rogers
Robert C. Riter
Riter, Rogers, Wattier & Brown
P. O. Box 280
Pierre, South Dakota 57501
Telephone (605) 224-7889
Attorney for Company

CERTIFICATE OF SERVICE

The undersigned hereby certifies that she served a copy of the foregoing **MOTION** upon the person herein next designated, on the date below shown, by depositing a copy thereof in the United States mail at Pierre, South Dakota, postage prepaid, in an envelope addressed to said addressee, to-wit:

John W. Burke
Barker, Wilson, Reynolds & Burke, LLP
P. O. Box 100
Belle Fourche, South Dakota 57717-0100

Dated this eleventh day of July, 2003.



Darla Pollman Rogers
Robert C. Riter
Riter, Rogers, Wattier & Brown
P. O. Box 280
Pierre, South Dakota 57501
Telephone (605) 224-7889
Attorney for Company

KENNETH E. BARKER"
MICHAEL A. WILSON"
MICHAEL P. REYNOLDS"
JOHN W. BURKE"
JEFFERY D. COLLINS

BARKER WILSON REYNOLDS & BURKE
LAWYERS

www.bwrb.com

4200 BEACH DRIVE
P.O. BOX 9335
RAPID CITY, SD 57709-9335
605.718.8000 • FAX: 605.718.8010

211 ZINNIA STREET
P.O. BOX 100
BELLE FOURCHE, SD 57717-0100
605.723.8000 • FAX: 605.723.8010

REPLY TO: BELLE FOURCHE OFFICE

July 22, 2003

RECEIVED

JUL 24 2003

**SOUTH DAKOTA PUBLIC
UTILITIES COMMISSION**

Debra Elofson
Executive Director
Public Utilities Commission
State Capitol
500 East Capitol
Pierre, SD 57501

Re: Intervenor's Brief in Resistance to Motion to Dismiss and Motion for Extension of Time

Dear Debra:

Enclosed please find the originals and ten copies of **Intervenor's Brief in Resistance to Motion to Dismiss and for Extension of Time** for filing in the following matters:

- TC02-071 Baltic Telecom Cooperative
- TC02-080 Beresford Municipal Telephone Company
- TC02-078 Bridgewater-Canistota Independent Telephone Company
- TC02-076 Brookings Municipal Telephone Company
- TC02-087 DTG Community Telephone
- TC02-072 East Plains Telecom, Inc.
- TC02-053 Interstate Telecommunication Cooperative, Inc.
- TC02-079 Kennebec Telephone Company
- TC02-090 Local Exchange Carriers Association
- TC02-068 McCook Cooperative Telephone Company
- TC02-067 Midstate Communications, Inc.
- TC02-088 Roberts County Telephone Cooperative Association and RC Communications, Inc.
- TC02-073 Sanborn Telephone Cooperative and SANCOM, Inc.
- TC02-058 Sioux Valley Telephone Company
- TC02-091 South Dakota Network, L.L.C.
- TC02-065 Splitrock Properties, Inc.
- TC02-066 Splitrock Telecom Cooperative, Inc.
- TC02-064 Sully Buttes Telephone Cooperative, Inc.
- TC02-089 Tri-County Telcom, Inc.
- TC02-074 Valley Telecommunications Cooperative Association
- TC02-054 Vivian Telephone Company
- TC02-052 West River Cooperative Telephone Company

Debra Elofson
July 22, 2003
Page 2


By copy of this letter, copies of the same are being served upon counsel for the opposing Petitioner via facsimile and first class mail.

If you have any questions, please feel free to give me a call at any time.

Best regards.

Sincerely,

BARKER, WILSON, REYNOLDS & BURKE, L.L.P.

A handwritten signature in black ink, appearing to be 'John W. Burke', written over a printed name.

John W. Burke

JWB/bb
Enclosures
cc: S&S Communications
Darla Rogers

*BEFORE THE PUBLIC UTILITIES COMMISSION
OF THE STATE OF SOUTH DAKOTA*

**SOUTH DAKOTA PUBLIC
UTILITIES COMMISSION**

)
)
)
)
)
)
)
)
)
)

TC02-072

**IN THE MATTER OF THE ESTABLISHMENT OF
SWITCHED ACCESS REVENUE REQUIREMENT
FOR EAST PLAINS TELECOM, INC.**

**INTERVENOR’S BRIEF IN
RESISTANCE TO MOTION
TO DISMISS AND MOTION
FOR EXTENSION OF TIME**

COMES NOW the Intervenor, S&S Communications, by and through its attorneys of record, Barker, Wilson, Reynolds & Burke, L.L.P., and hereby submits the following in resistance to Petitioner’s Motion to Dismiss and Motion for Extension of Time to Respond to Second Discovery Requests.

ARGUMENT AND AUTHORITIES

I. PETITIONER’S MOTION TO DISMISS SHOULD BE DENIED.

Petitioner contends that S&S Communications should be dismissed as an Intervenor in this matter. In its words, “[b]ecause S&S no longer purchases switched access services from LECs, any increase in rates will not have any effect on S&S’s pecuniary interest or on its operating expenses.” Disappointingly, in an unwarranted personal attack, Petitioner adds that “S&S’s intervention in this docket has not promoted a timely hearing and disposition of this case by the Commission.” Petitioner’s Motion to Dismiss at 4. Given Petitioner’s comment, before addressing Petitioner’s Motion to Dismiss on the merits, a review of the parties’ respective efforts to “promote[] a timely hearing and disposition of this case by the Commission” is warranted.

A. S&S Communications has worked toward the timely hearing and disposition of this matter.

In June of 2002, Petitioner filed its 2001 Intrastate Switched Access Cost Study for

approval by this Commission. Thereafter, S&S Communications filed S&S Communications' Petition to Intervene. S&S Communications' Petition to Intervene was granted.

On July 26, 2002, S&S Communications served Intervenor's Discovery Requests. On August 26, 2002, *thirty days* after Intervenor's Discovery Requests had been served, Petitioner served its Response to Intervenor's Discovery Requests in which Petitioner objected to each and every one of the Requests for Production. Because Petitioner did nothing more than object to the discovery requests, Petitioner's Response could have been served immediately thereby saving the parties and the Commission thirty days in this process. Instead, Petitioner waited the full thirty days to produce nothing.

On September 4, 2002, just over one week after receiving Petitioner's "responses" to Intervenor's Discovery Requests, S&S Communications served S&S Communications' Request for Access to Confidential Information.

After hearing very little from counsel for Petitioner over the next two months, on November 15, 2002, counsel for S&S Communications mailed counsel for Petitioner a letter stating as follows:

As you know, during the first week of September 2002, I served numerous Requests for Access to Confidential Information. Over the next two months, I heard very little from you in this regard until recently, when you stated in an e-mail that your clients might be willing to disclose this information if it was only reviewed by S&S Communications' expert, Porter Childers. I am writing to simply state that my patience is at an end, and that, therefore, if you do not advise me that this information can be reviewed by Mr. Childers by 12 p.m. on Monday, I will take immediate action, which may or may not include renewed Requests for Access to Confidential Information.

See Attachment A (copy of letter from Burke to Rogers dated November 15, 2002) (emphasis added). This letter prompted a response and, after some discussion, counsel for S&S Communications received a draft of a Protective Agreement on December 5, 2002.

Approximately eight days later, on December 13, 2002, counsel for S&S Communications faxed a copy of a revised Protective Agreement to counsel for Petitioner “with various modifications.” See Attachment B (copy of letter from Burke to Rogers dated December 13, 2002). Counsel for Petitioner faxed another revised Protective Agreement to counsel for S&S Communications on December 18, 2002.

On December 31, 2002, counsel for S&S Communications faxed yet another revised Protective Agreement to counsel for Petitioner. See Attachment C (copy of letter from Burke to Rogers dated December 31, 2002). After counsel for S&S Communications did not hear from counsel for Petitioner during the two weeks that followed, counsel for S&S Communications wrote a letter to counsel for Petitioner stating as follows:

A couple of days ago I called your office and was informed that you would call me back in a few minutes. I did not hear from you later that day, nor did I hear from you yesterday. As a result, I called again yesterday and left another message. In the meantime, we have received an e-mail from Karen Cremer at the Public Utilities Commission indicating that they would like to move forward with these dockets. For that reason, and because I believe that you have had plenty of time to review the language in the Protective Agreement, I would like to know whether you intend to sign the Protective Agreement by 5 p.m. MST today. If I do not hear from you in this regard, I will contact Ms. Cremer on Monday morning and ask that she set a hearing.

While I appreciate that you may be busy, I am sure that you can understand why I do not risk S&S Communications’ meaningful participation in these dockets simply because your clients are struggling with the language of a Protective Agreement concerning documents which we are clearly entitled to.

See Attachment D (copy of letter from Burke to Rogers dated January 17, 2003) (emphasis added).

Approximately three days later, on January 20, 2003, counsel for S&S Communications received a facsimile from counsel for Petitioner accompanied by another draft of the Protective Agreement. After further discussions, on February 3, 2003, counsel for S&S Communications

received yet another proposed Protective Agreement from counsel for Petitioner. Within a matter of days, the parties agreed to a Protective Agreement and it was circulated for the appropriate signatures. Approximately six weeks later, during the first week of April, 2003, a number of the “cost studies” were mailed to S&S Communications’ expert, Porter Childers.

After his initial review of the cost studies, Porter Childers related that additional information was needed to permit a meaningful consideration as to whether an increase of South Dakota’s already high switched access rates is appropriate. On June 12, 2003, S&S Communications served Intervenor’s Second Discovery Requests. To date, Petitioner has not responded to these requests. Instead, like before, Petitioner waited twenty-nine days and then served the present Motion for Extension of Time to Respond to Second Discovery Request.

Given the preceding, S&S Communications would submit that it has been Petitioner, and not S&S Communications, that “has not promoted a timely hearing and disposition of this case by the Commission.” Petitioner’s Motion to Dismiss at 4.¹

B. S&S Communications should not lose its intervenor status.

Though it fails to cite a single case in support of its argument, Petitioner contends that S&S Communications should be dismissed as an intervenor in this matter. According to Petitioner, “S&S can no longer demonstrate that ‘by the outcome of the preceding [it] will be bound and affected either favorably or adversely with respect to an interest peculiar to the petitioner’” Petitioner’s Motion to Dismiss at 3. S&S Communications should not lose its

¹ Petitioner submits that S&S Communications has not responded to Staff’s request for a list of specific issues. Petitioner’s Motion to Dismiss at 4. Petitioner’s representation is inaccurate and misleading. Staff did ask counsel for S&S Communications for an issues matrix. Thereafter, counsel for S&S Communications contacted Staff and informed it that until it had obtained the additional information requested from Petitioner—information needed by S&S Communications’ expert, Porter Childers—that it would be unable to provide an issues matrix.

intervenor status.

First, once this Commission granted S&S Communications status as an intervenor in this matter, it became “a party to the proceeding.” ARSD 20:10:01:15.05. Accord 7C C. Wright & A. Miller, *Federal Practice and Procedure* § 1920 (1985); Schneider v. Dumberton Developers, Inc., 767 F2d 1007, 1017 (CADC 1985) (“When a party intervenes, it becomes a full participant in the lawsuit and is treated just as if it were an original party.”). By rule, “[a]s a party,” S&S Communications became “entitled . . . to all . . . rights granted to parties by statute.” ARSD 20:10:01:15.05. Parties cannot be summarily dismissed from a matter. See SDCL 15-6-12(b) (motion to dismiss (1) for lack of jurisdiction over the subject matter; (2) for lack of jurisdiction over the person; (3) due to insufficiency of process; (4) due to insufficiency of service of process; (5) for failure to state a claim upon which relief can be granted; (6) for failure to join a party under § 15-6-19); SDCL 15-6-12(c) (motion for judgment on the pleadings); SDCL 15-6-41(b) (motion for involuntary dismissal); SDCL 15-6-56 (motion for summary judgment). Thus, as a party, S&S Communications cannot be summarily dismissed from this proceeding.

Second, the Commission should not overlook the fact that Petitioner will not in any way be prejudiced by S&S Communications’ continued participation in this proceeding. If Petitioner’s cost studies support the rates they seek to implement, and Petitioner has nothing to hide, it should, frankly, be indifferent to S&S Communications’ continued participation.

Third, S&S Communications’ continued participation will aid the Commission in obtaining its ultimate objective of switched access rates that are fair to Petitioner, interexchange carriers, and the citizens of South Dakota. If Petitioner shares this objective—which it should—how can it *reasonably* maintain that S&S Communications should not be allowed to

continue to participate and assist the Commission.²

II. PETITIONER'S MOTION FOR EXTENSION SHOULD BE DENIED.


As noted earlier, after his initial review of the cost studies, S&S Communications' expert, Porter Childers, indicated that additional information was needed to analyze whether an increase of South Dakota's already high switched access rates was appropriate. S&S Communications served Intervenor's Second Discovery Requests on June 12, 2003. Although Petitioner agrees that its "responses are due within thirty days," it seeks an extension because "[i]n the event the Commission grants Company's Motion, responses to the Discovery Requests would not be necessary." Petitioner's Motion to Dismiss at 4-5. Petitioner's Motion should be denied.

Petitioner's Motion is nothing more than a transparent attempt to further delay inquiry into the basis for the switched access rates it seeks to charge. It is worth noting that as of the day S&S Communications' Certificate of Authority was revoked (July 3, 2003)—the event which serves as the basis for Petitioner's Motion—Petitioner had had Intervenor's Second Discovery Requests for approximately twenty days. Because Petitioner only had thirty days to respond to Intervenor's Discovery Requests, Petitioner should have had a substantial portion of the documents already gathered and therefore should have at least produced the documents it had already gathered. There is no good faith reason why Petitioner had not already produced at least what it had gathered by July 3. S&S Communications' expert could be reviewing such documents right now. Petitioner's Motion directly contradicts the promotion of the "timely hearing and disposition of this case by the Commission." Petitioner's Motion to Dismiss at 4.

² In addition, Petitioner will no doubt seek retroactive recovery of the increased switched access rates from interexchange carriers, including S&S Communications. In that case, Petitioner will be seeking additional funds from S&S Communications and, as a result, the Commission's decision will directly and immediately affect the pecuniary interests of S&S Communications.

Dated this 22nd day of July, 2003.

BARKER, WILSON, REYNOLDS & BURKE, L.L.P.
Attorneys for S&S Communications


By: 

John W. Burke
211 Zinnia Street
P.O. Box 100
Belle Fourche, SD 57717-0100
Tel: (605) 723-8000
Fax: (605) 723-8010

CERTIFICATE OF SERVICE

I, John W. Burke, hereby certify that on the 22nd day of July, 2003, I caused a copy of the foregoing **INTERVENOR'S BRIEF IN RESISTANCE TO MOTION TO DISMISS AND MOTION FOR EXTENSION OF TIME** to be served upon the following via facsimile and first class mail:

Darla Pollman Rogers
Riter, Rogers, Wattier & Brown
P.O. Box 280
Pierre, SD 57501



John W. Burke

KENNETH E. BARKER"

MICHAEL A. WILSON'

MICHAEL P. REYNOLDS"

JOHN W. BURKE""

JEFFERY D. COLLINS

BARKER WILSON REYNOLDS & BURKE
LAWYERS

www.courtroomcounselors.com

4200 BEACH DRIVE
P.O. BOX 9335
RAPID CITY, SD 57709-9335
605.718.8000 ♦ FAX: 605.718.8010

211 ZINNIA STREET
P.O. BOX 100
BELLE FOURCHE, SD 57717-0100
605.723.8000 ♦ FAX: 605.723.8010

REPLY TO: BELLE FOURCHE OFFICE

November 15, 2002

VIA FACSIMILE AND FIRST CLASS MAIL

Darla Rogers
Meyer & Rogers
P.O. Box 1117
Pierre, SD 57501

Re: S&S Communications/RLECs

Dear Ms. Rogers:


As you know, during the first week of September 2002, I served numerous Requests for Access to Confidential Information. Over the next two months, I heard very little from you in this regard until recently, when you stated in an e-mail that your clients might be willing to disclose this information if it was only reviewed by S&S Communications' expert, Porter Childers. I am writing to simply state that my patience is at an end, and that, therefore, if you do not advise me that this information can be reviewed by Mr. Childers by 12 p.m. on Monday, I will take immediate action, which may or may not include renewed Requests for Access to Confidential Information.

I look forward to hearing from you in this regard. If you have any questions, please feel free to give me a call at any time.

Best regards.

Sincerely,

BARKER, WILSON, REYNOLDS & BURKE, L.L.P.


John W. Burke
For the Firm

JWB/bb

cc: S&S Communications

Attachment
A

BARKER WILSON REYNOLDS & BURKE
L A W Y E R S

www.courtroomcounselors.com

4200 BEACH DRIVE
P.O. BOX 9335
RAPID CITY, SD 57709-9335
605.718.8000 ♦ FAX: 605.718.8010

211 ZINNIA STREET
P.O. BOX 100
BELLE FOURCHE, SD 57717-0100
605.723.8000 ♦ FAX: 605.723.8010

REPLY TO: BELLE FOURCHE OFFICE

December 13, 2002

VIA FACSIMILE AND FIRST CLASS MAIL

Darla Rogers
Meyer & Rogers
P.O. Box 1117
Pierre, SD 57501

Re: S&S Communications/RLECs

Dear Darla:


Enclosed please find a copy of the proposed Protective Agreement you faxed to me earlier this week with various modifications. I would sincerely appreciate it if you would review these modifications and let me know on Monday whether they are acceptable to you.

I look forward to hearing from you in this regard. In the meantime, if you have any questions, please feel free to give me a call at any time.

Best regards.

Sincerely,

BARKER, WILSON, REYNOLDS & BURKE, L.L.P.


John W. Burke
For the Firm

JWB/bb
Enclosure

Attachment
B

KENNETH E. BARKER*

MICHAEL A. WILSON*

MICHAEL P. REYNOLDS*

JOHN W. BURKE**

JEFFERY D. COLLINS

BARKER WILSON REYNOLDS & BURKE
L A W Y E R S

www.courtroomcounselors.com

4200 BEACH DRIVE
P.O. Box 9335
RAPID CITY, SD 57709-9335
605.718.8000 • FAX: 605.718.8010

211 ZINNIA STREET
P.O. Box 100
BELLE FOURCHE, SD 57717-0100
605.723.8000 • FAX: 605.723.8010

REPLY TO: BELLE FOURCHE OFFICE

December 31, 2002

VIA FACSIMILE AND FIRST CLASS MAIL

Darla Rogers
Meyer & Rogers
P.O. Box 1117
Pierre, SD 57501

Re: Protective Agreement

Dear Darla:


I am in receipt of your facsimile dated December 18, 2002, as well as the accompanying revised draft of the Protective Agreement. After reviewing the Protective Agreement, and given the number of changes that have been made, I took the liberty of revising the Protective Agreement. I am enclosing a draft for your review. In my opinion, it protects the interests of both your clients and S&S Communications.

I look forward to hearing from you in this regard. In the meantime, if you have any questions, please feel free to give me a call at any time.

Best regards.

Sincerely,

BARKER, WILSON, REYNOLDS & BURKE, L.L.P.



John W. Burke
For the Firm

JWB/bb
Enclosure

Attachment
C

BARKER WILSON REYNOLDS & BURKE
L A W Y E R S

KENNETH E. BARKER[†]

MICHAEL A. WILSON[†]

MICHAEL P. REYNOLDS^{††}

JOHN W. BURKE^{†††}

JEFFERY D. COLLINS

www.courtroomcounselors.com

4200 BEACH DRIVE
P.O. Box 9335
RAPID CITY, SD 57709-9335
605.718.8000 ♦ FAX: 605.718.8010

211 ZINNIA STREET
P.O. Box 100
BELLE FOURCHE, SD 57717-0100
605.723.8000 ♦ FAX: 605.723.8010

REPLY TO: BELLE FOURCHE OFFICE

January 17, 2003

VIA FACSIMILE AND FIRST CLASS MAIL

Darla Rogers
Meyer & Rogers
P.O. Box 1117
Pierre, SD 57501

Re: S&S Communications v. RLEC's

Dear Darla:

A couple of days ago I called your office and was informed that you would call me back in a few minutes. I did not hear from you later that day, nor did I hear from you yesterday. As a result, I called again yesterday and left another message. In the meantime, we have received an e-mail from Karen Cremer at the Public Utilities Commission indicating that they would like to move forward with these dockets. For that reason, and because I believe that you have had plenty of time to review the language in the Protective Agreement, I would like to know whether you intend to sign the Protective Agreement by 5 p.m. MST today. If I do not hear from you in this regard, I will contact Ms. Cremer on Monday morning and ask that she set a hearing.

While I appreciate that you may be busy, I am sure that you can understand why I do not risk S&S Communications' meaningful participation in these dockets simply because your clients are struggling with the language of a Protective Agreement concerning documents which we are clearly entitled to.

I look forward to hearing from you in this regard. If you have any questions, please feel free to give me a call at any time.

Best regards.

Sincerely,

BARKER, WILSON, REYNOLDS & BURKE, L.L.P.


John W. Burke
For the Firm

JWB/bb

Attachment
D

**BEFORE THE PUBLIC UTILITIES COMMISSION
OF THE STATE OF SOUTH DAKOTA**

IN THE MATTER OF THE ESTABLISHMENT)	NOTICE OF INTENT TO
OF SWITCHED ACCESS REVENUE)	CONSIDER MOTION AS ONE
REQUIREMENT FOR EAST PLAINS)	FOR SUMMARY
TELECOM, INC.)	JUDGMENT; ORDER FOR
)	AND NOTICE OF HEARING;
		ORDER EXTENDING TIME
		FOR RESPONSE
		TC02-072

On June 20, 2002, East Plains Telecom, Inc. (Company) filed for approval by the Public Utilities Commission (Commission) its 2001 Intrastate Switched Access Cost Study.

On June 27, 2002, the Commission electronically transmitted notice of the filing and the intervention deadline of July 12, 2002, to interested individuals and entities. On July 9, 2002, the Commission received a Petition to Intervene from S&S Communications (S&S). At its regularly scheduled meeting of July 23, 2002, the Commission granted intervention to S&S.

On July 11, 2003, Company filed a Motion to Dismiss and Motion for Extension of Time to Respond to Second Discovery Request (Motions). On July 24, 2003, S&S filed a Brief in Resistance to Motion to Dismiss and Motion for Extension of Time.

The Commission scheduled the Motions for consideration at its regular meeting on August 4, 2003, and the Commission voted unanimously to serve notice on the parties that S&S's Motion to Dismiss will be considered at the Commission's next regularly scheduled meeting on August 19, 2003, at 1:30 p.m. CDT at the Ramada Inn in Aberdeen, South Dakota, alternatively as a motion for summary judgment or as a motion to dismiss. The Commission further voted unanimously to extend the time for Company's response to S&S's pending discovery requests until after decision on Company's Motion to Dismiss and the further order of the Commission.

After hearing and considering the briefs, arguments and factual representations of the parties at its August 4, 2003 meeting, the Commission finds and concludes that S&S has raised an issue as to whether a genuine issue of material fact exists as to whether S&S presently continues to have an interest in the subject matter of this proceeding that is sufficient under ARSD 20:10:01:15.05 to maintain its standing as an intervening party in the proceeding. The Commission further finds and concludes that the issue of whether a genuine issue of material fact exists should be determined before the Motion to Dismiss is decided. The Commission further finds and concludes that if a genuine issue of material fact as to S&S's present interest in the subject matter of this proceeding is presented, then the Commission should hold a preliminary factual hearing to resolve such issue of fact related to S&S's continuing standing to maintain intervenor party status.

The Commission therefore serves notice, in conformity with *Richards v. Lenz*, 539 N.W.2d 80 (S.D. 1995), that it will hold a hearing on August 19, 2003, at 1:30 p.m., at the Ramada Inn, 2727 6th Avenue S.E., Aberdeen, South Dakota, to consider Company's Motion to Dismiss as a motion for summary judgment under SDCL 1-26-18 and 15-6-56, for purposes of considering the issue of whether a genuine issue of material fact exists as to S&S's current interest in this proceeding. If a genuine issue of material fact is not presented, the Commission will determine the issue of whether S&S currently has a sufficient interest in the proceeding to maintain its status as an intervenor party as a question of law based upon the material facts as to which there is no genuine issue. On or

BARKER WILSON REYNOLDS & BURKE
LAWYERS

KENNETH E. BARKER
MICHAEL A. WILSON
MICHAEL P. REYNOLDS
JOHN W. BURKE
JEFFERY D. COLLINS

www.bwr.com

4200 BRACH DRIVE
P.O. Box 9335
RAPID CITY, SD 57709-9335
605.718.8000 • FAX: 605.718.8010

211 ZINNIA STREET
P.O. BOX 100
BELLE FOURCHE, SD 57717-0100
605.723.8000 • FAX: 605.723.8010

REPLY TO: BELLE FOURCHE OFFICE

August 14, 2003

VIA FACSIMILE ONLY

Ms. Pamela Bonrud
Executive Director
Public Utilities Commission
State Capitol
500 East Capitol
Pierre, SD 57501

Re: Affidavit of Les S. Sumption

Dear Ms. Bonrud:

I am writing to simply advise you that earlier today I mailed, via overnight delivery, an *Affidavit of Les S. Sumption* to be filed each of the below referenced dockets. I am enclosing a copy of one of the Affidavits for your reference.

- TC02-071 Baltic Telecom Cooperative
- TC02-080 Beresford Municipal Telephone Company
- TC02-078 Bridgewater-Canistota Independent Telephone Company
- TC02-076 Brookings Municipal Telephone Company
- TC-02-087 DTG Community Telephone
- TC-02-072 East Plains Telecom, Inc.
- TC02-053 Interstate Telecommunication Cooperative, Inc.
- TC02-079 Kennebec Telephone Company
- TC02-090 Local Exchange Carriers Association
- TC02-068 McCook Cooperative Telephone Company
- TC02-067 Midstate Communications, Inc.
- TC02-088 Roberts County Telephone Cooperative Association and RC Communications, Inc.
- TC02-073 Sanborn Telephone Cooperative and SANCOM, Inc.
- TC02-058 Sioux Falley Telephone Company
- TC02-091 South Dakota Network, L.L.C.
- TC02-065 Splitrock Properties, Inc.
- TC02-066 Splitrock Telecom Cooperative, Inc.
- TC02-064 Sully Buttes Telephone Cooperative, Inc.

before August 15, 2003, S&S shall file and serve on the parties hereto any affidavit(s) or other proof it wishes to present to demonstrate that a genuine issue of material fact exists as to its present interest in the outcome of this proceeding. On or before August 18, 2003, Company shall file and serve any opposing affidavit(s) or other proofs.

The Commission further serves notice that if the Commission determines at the August 19, 2003 hearing that a genuine issue of material fact is presented as to S&S's current interest in the proceeding, that the Commission will thereupon at such time and place take evidence from S&S and other parties hereto on the issue of S&S's current interest in this proceeding.

The issue at the hearing will be whether by the outcome of the proceeding S&S will be bound and affected either favorably or adversely with respect to an interest peculiar to S&S as distinguished from an interest common to the public or to the taxpayers in general. The hearing will be an adversary proceeding conducted pursuant to SDCL Chapter 1-26. All parties have the right to be present and to be represented by an attorney. These rights and other due process rights may be forfeited if not exercised at the hearing. The Commission will consider all evidence and arguments presented at the hearing. To the extent allowed by law for appeals of interlocutory decisions, the Commission's decision may be appealed by the parties to the circuit court and the state Supreme Court as provided by law. It is therefore

ORDERED, that a hearing shall be held at the time and place and in the manner specified above, on the issue set forth above; and it is further

ORDERED, that S&S shall file and serve any affidavit(s) or other proof as to the above issue on or before August 15, 2003, and that Company shall file and serve any opposing affidavit(s) or other proof on or before August 18, 2003; and it is further

ORDERED, that the time for Company to respond to S&S's pending discovery requests is extended until after the Motion to Dismiss is decided and the further order of the Commission.

Pursuant to the Americans with Disabilities Act, this hearing is being held in a physically accessible location. Please contact the Public Utilities Commission at 1-800-332-1782 at least 48 hours prior to the hearing if you have special needs so arrangements can be made to accommodate you.

Dated at Pierre, South Dakota, this 8th day of August, 2003.

CERTIFICATE OF SERVICE

The undersigned hereby certifies that this document has been served today upon all parties of record in this docket, as listed on the docket service list, by facsimile or by first class mail, in properly addressed envelopes, with charges prepaid thereon.

By: Melaine Kolbo

Date: 8/8/03

(OFFICIAL SEAL)

BY ORDER OF THE COMMISSION:

Robert K. Sahr
ROBERT K. SAHR, Chairman

Gary Hanson
GARY HANSON, Commissioner

Ms. Pamela Bonrud
Executive Director
August 14, 2003
Page 2

TC02-089 Tri-County Telcom, Inc.
TC02-077 Union Telephone Company
TC02-074 Valley Telecommunications Cooperative Association
TC02-054 Vivian Telephone Company
TC02-052 West River Cooperative Telephone Company

If you have any questions, please feel free to give me a call at any time.

Best regards.

Sincerely,

BARKER, WILSON, REYNOLDS & BURKE, LLP



John W. Burke

JWB/bb
Enclosure

**BEFORE THE PUBLIC UTILITIES COMMISSION
OF THE STATE OF SOUTH DAKOTA**

**IN THE MATTER OF THE ESTABLISHMENT OF
SWITCHED ACCESS REVENUE REQUIREMENT**

) TC02-053; TC02-052; TC02-054;
) TC02-058; TC02-064; TC02-065;
) TC02-066; TC02-067; TC02-068;
) TC02-071; TC02-072; TC02-073;
) TC02-074; TC02-076; TC02-077;
) TC02-078; TC02-079; TC02-080;
) TC02-087; TC02-088; TC02-089;
) TC02-090; TC02-091
)

AFFIDAVIT OF LES S. SUMPTION


Les S. Sumption, being first duly sworn upon his oath, deposes and states as follows:

1. That I am one of the partners that owns and operates Intervenor S&S Communications.
2. That I make this Affidavit in resistance to Petitioner's Motion to Dismiss and/or Motion for Summary Judgment.
3. That prior to losing its Certificate of Authority S&S Communications was a switch-based interexchange carrier that provided both intra and interstate long distance communications services to subscribers throughout South Dakota.
4. That providing intrastate long distance services in South Dakota requires the following switched access services: Originating Carrier Common Line Access; Originating Local Switching; Originating Local Transport; Centralized Equal Access Service; Terminating Local Transport; Terminating Local Switching; and Terminating Carrier Common Line Access. Pursuant to tariffs, the cost to purchase such services exceeds \$.20 per minute.
5. That over the past several weeks several individuals and/or entities have expressed an interest in purchasing S&S Communications and/or its assets.

6. That S&S Communications is presently in negotiations to sell its business and/or assets.
7. That S&S Communications' pecuniary interests will be directly and immediately affected by the Commission's decision on this matter for the following reasons:
 - (A) Subsequent to the sale, S&S Communications, regardless of the name by which it will do business, will have to purchase switched access services;
 - (B) The individual and/or entity interested in purchasing S&S Communications and/or its assets has expressed some reluctance in following through with the purchase as a result of the rates presently charged for switched access services in South Dakota;
 - (C) If the individual and/or entity interested in purchasing S&S Communications and/or its assets fails to follow through with the purchase, S&S Communications will be divested of a substantial amount of revenue that would have been directed to creditors and/or subscribers that lost service.


Further your affiant sayeth not.

Dated this 14 day of August, 2003.



Les S. Sumption

Subscribed and sworn to before me this 14th day of August, 2003.



Carol M. Feldt
Notary Public
My Commission Expires: 1-25-2006

RECEIVED

BEFORE THE PUBLIC UTILITIES COMMISSION

AUG 18 2003

OF THE STATE OF SOUTH DAKOTA

**SOUTH DAKOTA PUBLIC
UTILITIES COMMISSION**

IN THE MATTER OF THE ESTABLISH-
MENT OF SWITCHED ACCESS REVE-
NUE REQUIREMENT

Docket No.'s TC02-052, TC02-053,
TC02-054, TC02-058, TC02-064,
TC02-065, TC02-066, TC02-067,
TC02-068, TC02-071, TC02-072,
TC02-073, TC02-074, TC02-076,
TC02-077, TC02-078, TC02-079,
TC02-080, TC02-087, TC02-088,
TC02-089, TC02-090, TC02-091

RESPONSE OF COMPANIES NAMED IN ABOVE DOCKETS
TO AFFIDAVIT OF LES S. SUMPTION

Relevant Background

In June of 2002, each of the companies named in the above dockets (hereinafter "Companies") filed its 2001 Intrastate Switched Access Cost Study. S&S Communications ("S&S") was granted intervention status in the above dockets by the Commission on July 23, 2002.

On July 1, 2003, pursuant to properly given statutory notice, the Companies' switched access rates became effective, subject to final approval/refund by the Commission. On July 2, 2003, Commission revoked S&S's Certificate of Authority to do business as a telecommunications company in South Dakota.

On July 11, 2003, each of the Companies filed a Motion to Dismiss S&S as Intervenor in the Cost Study Dockets and Motion for Extension of Time to Respond to S&S's Second Discovery Request. S&S filed a Brief in Resistance to Companies' Motions.

On August 4, 2003, the Commission considered the Motions and voted to reconsider the Motion to Dismiss on August 19, 2003, alternatively as a Motion for Summary Judgment or as a Motion to Dismiss. The Commission extended the time of Companies to respond to the Second Discovery Requests pending ruling on the Motion to Dismiss.

On August 14, 2003, S&S filed an Affidavit of Les S. Sumption, resisting Companies' Motion to Dismiss and/or Motion for Summary Judgment. This Response is filed by Companies in support of the Motion to Dismiss and the Motion for Summary Judgment.

Issue

The issue presented is whether a genuine issue of material fact exists as to S&S's current interest in the cost study dockets. If the Commission determines that no genuine issue of material fact exists, it will proceed to determine whether S&S currently has sufficient interest in the proceeding to maintain its status as intervenor party as a question of law.

If the Commission determines S&S has alleged sufficient facts in its Affidavit to establish that a genuine issue of material fact may exist, the Commission will proceed to take evidence from S&S and other parties on the issue of S&S's current interest in the Companies' cost study dockets. The issue at said factual hearing will be whether by the outcome of these proceedings (the cost study dockets) S&S will be bound and affected either favorably or adversely with respect to an interest peculiar to S&S as distinguishable from an interest common to the public or to the taxpayers in general.

Argument

It is Companies' position that a further factual hearing is not necessary, as the Affidavit filed by S&S in this docket is insufficient to establish the existence of a genuine issue of material fact.

SDCL § 15-6-56 governs summary judgment practice. Specifically, SDCL § 15-6-56(e) addresses the form of affidavits necessary to support or oppose a summary judgment motion:

Supporting and opposing affidavits shall be made on personal knowledge, shall set forth such facts as would be admissible in evidence . . . when a motion for summary judgment is made . . . an adverse party may not rest upon the mere allegations or denials of his pleading, but his response . . . must set forth specific facts showing that there is a genuine issue for trial.

A careful review of the Affidavit of Les S. Sumption shows that it falls far short of the statutory standards for opposing affidavits. Paragraph 5 of the Affidavit states that over the past several weeks, "several individuals and/or entities have expressed an interest in purchasing S&S Communications and/or its assets." Paragraph 6 states that S&S is presently negotiating to sell "its business and/or its assets." S&S, however, submits no supplemental documents supporting its stated allegations.

It is highly speculative at best that S&S could sell its business. This Commission can take judicial notice of the fact that S&S can no longer provide services, since its Certificate of Authority has been revoked. Therefore, sale of S&S as a business is very unlikely. S&S is asking the Commission to keep it in these dockets on the slim chance of a sale of its business. No facts are submitted to substantiate these allegations: What is the name of the proposed buyer? Is it an individual or an entity? In his Affidavit, Mr. Sumption apparently cannot decide what type of buyer he is dealing with, despite his assertion that he is "presently" engaged in negotiations. Is the sale one of a business

or one of assets? Again, Mr. Sumption is unable to state what type of sale he is presently negotiating. It is important to remember that the purpose of the current dockets is to determine and establish fair switched access rates in accordance with this Commission's rules, not whether S&S can sell its business or assets.

Nor does Mr. Sumption's Affidavit establish sufficient facts to show that S&S's pecuniary interests will be "directly and immediately affected" by the outcome of these dockets. There is no evidence whatsoever that S&S Communications "will have to purchase switched access services." It obviously cannot do so without a Certificate of Authority. Even assuming for purposes of argument that S&S sells its business as an on-going telecommunications business, which is not only a stretch of the imagination but also not even affirmatively stated and supported by Mr. Sumption's Affidavit, the new buyer would have to establish its own interest in the Companies' switched access rates. Mr. Sumption cannot raise concerns of a phantom buyer and expect such vicarious allegations to sustain the level of specificity required by SDCL 15-6-56(e) to oppose a summary judgment motion. Such hearsay would not be admissible in a factual hearing. If, on the other hand, S&S does sell assets, such as a switch or other personal property, the outcome of these dockets would have no effect whatsoever on such a sale.

The standards of specificity of affidavits in support of or in opposition to summary judgment are high under South Dakota case law as well. The clearest example is found in the case of The Estate of Fredris J. Elliott vs. A&B Welding Supply Company, Inc., 594 NW2d 707 (SD 1999). The case involved agreements among shareholders for the purchase of stock. Specifically, the Estate tried to challenge the validity of written buy/sell agreements on the basis of alleged oral agreements between the share-

holders. In granting summary judgment upholding the validity of the written agreements, the Court stated:

However, proof of a mere possibility is never sufficient to establish a fact . . . “When challenging a summary judgment, the nonmoving party ‘must substantiate his allegations with sufficient probative evidence that would permit a finding in his favor on more than mere speculation, conjecture, or fantasy.’” Himrich v. Carpenter, 569 NW2d 568, 573 (quoting Moody v. St. Charles County, 23 F3d 1410, 1412 (8th Cir. 1994)).

See also Estate of Thomas v. Sheffield, (“mere allegations are not sufficient to preclude summary judgment”), 511 NW2d 841, 844 (SD 1994). Also on point is the case of Paradigm Hotel Mortgage Fund v. Sioux Falls Hotel Company, Inc., 511 NW2d 567 (SD 1994). The Hotel appealed the trial court’s grant of summary judgment to Paradigm in a foreclosure action against Hotel on a defaulted mortgage loan. The argument centered around the value of the mortgaged property. Hotel, in opposition to the summary judgment motion, failed to complete an appraisal “or to obtain evidence to back up [its] conclusory allegations.”

The trial court was left to decide whether an issue of fact existed on value based upon Defendant’s appraiser’s assertion that the property was worth “substantially more” than the value shown in the mortgage holder’s appraisal. In sum, the circuit court was asked to anticipate possible proof. Unsupported conclusions and speculative statements do not raise a genuine issue of fact. Paradigm at 569.

S&S is doing exactly what the Defendant in Paradigm did. It is asking this Commission to find that there is a genuine issue of material fact by “anticipating possible proof.” The “unsupported conclusions and speculative statements” in Mr. Sumption’s Affidavit clearly do not raise a genuine issue of fact.

Conclusion


Since S&S has failed to establish that a genuine issue of material fact exists as to its current interest in the proceeding, the Commission can proceed to determine

whether S&S currently has sufficient interest in the cost study dockets to maintain its status as an intervenor party as a matter of law. Companies have established in prior proceedings before this Commission:

- (a) That S&S does not pay Companies' 2001 switched access charges, as its Certificate of Authority is revoked and it is no longer in business; thus S&S no longer has any interest in the cost study dockets;
- (b) That S&S has failed to establish a peculiar interest beyond that of the general public;
- (c) That S&S's continued presence in these dockets is prejudicial to the Companies;
- (d) That this Commission has the expertise and authority to establish switched access rates without S&S's continued participation in these dockets;
- (e) That no issue exists as to retroactive applicability of the 2001 switched access rates; and
- (f) That courts and commissions have full authority to rule upon intervenor status, including the authority to dismiss an intervenor.

Accordingly, Companies respectfully request this Commission to grant the Motion to Dismiss S&S as an intervenor in each of the above-numbered dockets. Companies also request the Commission to order that Companies are not required to respond to S&S's Second Discovery Requests.

Respectfully submitted this eighteenth day of August, 2003.



Darla Pollman Rogers
Riter, Rogers, Wattier & Brown
P. O. Box 280
Pierre, South Dakota 57501
Telephone (605) 224-7889
Attorney for Companies

CERTIFICATE OF SERVICE

The undersigned hereby certifies that she served a copy of the foregoing **RESPONSE** upon the person herein next designated, on the date below shown, by facsimile and by depositing a copy of the said Response in the United States mail at Pierre, South Dakota, postage prepaid, in an envelope addressed to said addressee, to-wit:

John W. Burke
Barker, Wilson, Reynolds & Burke, LLP
P. O. Box 100
Belle Fourche, South Dakota 57717-0100

Dated this eighteenth day of August, 2003.



Darla Pollman Rogers
Riter, Rogers, Wattier & Brown
P. O. Box 280
Pierre, South Dakota 57501
Telephone (605) 224-7889
Attorney for Companies

CONFIDENTIAL

4

EAST PLAINS TELECOM

***** FCC PART 69 *****
 Intrastate Toll
 Revenue Requirement Summary

	(A)	(B)	(C)	(D)	(E)	(F)	(G)	(H)	(I)
	Part 36 Total	Common Line	Local Switching	Information	Common Transport	Billing and Collection	Other		
15	Net Investment	\$796,500	J13	\$299,669	\$161,619	\$0	\$322,567	\$0	\$12,626
16	Rate of Return	10.00%		10.00%	10.00%	10.00%	10.00%	10.00%	10.00%
17	Return on Rate Base	\$79,650	J18-20	\$29,967	\$16,162	\$0	\$32,259	\$0	\$1,263
18	Return Adjustments	0		0	0	0	0	0	0
20	Net Return on Rate Base	\$79,650		\$29,967	\$16,162	\$0	\$32,259	\$0	\$1,263
21	Income Taxes	21,568	J31-32	8,115	4,376	0	8,735	0	342
22	Expenses and Other Taxes	260,821	J33-35, 40	73,062	67,073	0	95,714	22,492	2,480
24	Total IntralATA Rev. Req.	\$362,040		\$111,143	\$87,611	\$0	\$136,708	\$22,492	\$4,085
25									
26									
27									
28									
29	INTERLATA:								
30	Net Investment	\$0	P13	\$0	\$0	\$0	\$0	\$0	\$0
31	Rate of Return	10.00%		10.00%	10.00%	10.00%	10.00%	10.00%	10.00%
32	Return on Rate Base	\$0	P18-20	\$0	\$0	\$0	\$0	\$0	\$0
33	Return Adjustments	0		0	0	0	0	0	0
34	Net Return on Rate Base	\$0		\$0	\$0	\$0	\$0	\$0	\$0
35	Income Taxes	0	P31-32	0	0	0	0	0	0
36	Expenses and Other Taxes	0	P33-35, 40	0	0	0	0	0	0
37	Total InterLATA Rev. Req.	\$0		\$0	\$0	\$0	\$0	\$0	\$0
38									
39									
40									
41	TOTAL INTRASTATE REV. REQ.	\$362,040		\$111,143	\$87,611	\$0	\$136,708	\$22,492	\$4,085
42									
43									
44									
45	ACCESS ELEMENT MINUTES OF USE	\$0.088619		3,785,446	3,785,446	3,785,446	3,785,446	3,785,446	\$0.036114
	ACCESS RATE PER MINUTE			\$0.029361	\$0.023144				

EAST PLAINS TELECOM

Intrastate

***** FCC PART 36 ***** Revenue Requirement Summary	TOTAL COMPANY	Source/ Allocator	Interstate and Other	Intrastate				TOTAL INTRASTATE		
				Message Telephone Service		Private Line				
				InterLATA	IntraLATA	InterLATA	IntraLATA			
(A)	(B)	(C)	(D)	(E)	(F)	(G)	(H)	(I)		
13 State Income Tax Rate	0.00%	---	0.00%	0.00%	0.00%	0.00%	0.00%	0.00%	0.00%	
14 Federal Income Tax Rate	34.00%	---	34.00%	34.00%	34.00%	34.00%	34.00%	34.00%	34.00%	
15 Gross Receipts Tax Rate	5.00%	---	5.00%	5.00%	5.00%	5.00%	5.00%	5.00%	5.00%	
16										
17										
18 Net Investment	\$3,024,312	C68	\$2,227,812	\$0	\$784,925	\$0	\$11,575	\$796,500	O.K.	
19 Rate of Return	10.00%	---	10.00%	10.00%	10.00%	10.00%	10.00%	10.00%		
20										
21 Return on Rate Base	\$302,431		\$222,781	\$0	\$78,492	\$0	\$1,158	\$79,650	O.K.	
22										
23 AFUDC	0	H43	0	0	0	0	0	0	O.K.	
24 ITC Amortization	0	H36	0	0	0	0	0	0	O.K.	
25 Other Return Adjustments	0	V242	0	0	0	0	0	0	O.K.	
26										
27 Net Return	\$302,431		\$222,781	\$0	\$78,492	\$0	\$1,158	\$79,650	O.K.	
28										
29 Contributions	0	H52	0	0	0	0	0	0	O.K.	
30 Interest Expense	143,491	H44	105,709	0	37,230	0	551	37,782	O.K.	
31 Capital Lease Expense	0	H46	0	0	0	0	0	0	O.K.	
32 Capitalized Payroll taxes	0	H36	0	0	0	0	0	0	O.K.	
33 Depreciation Adjustment	0	H36	0	0	0	0	0	0	O.K.	
34 Other Income Adjustments	0	V248	0	0	0	0	0	0	O.K.	
35										
36 After Tax Income	\$158,940		\$117,072	\$0	\$41,262	\$0	\$606	\$41,868	O.K.	
37										
38 State Income Taxes	\$0	Formula	\$0	\$0	\$0	\$0	\$0	\$0	O.K.	
39 Federal Income Taxes	81,878	Formula	60,310	0	21,256	0	312	21,568	O.K.	
40 Operating Expenses and Taxes	911,541	I196	668,822	0	240,677	0	2,042	242,719	O.K.	
41 Uncollectibles	0	V249	0	0	0	0	0	0	O.K.	
42 Other Revenue Adjustments	0	V250	0	0	0	0	0	0	O.K.	
43										
44 Net Revenue	\$1,295,850		\$951,913	\$0	\$340,426	\$0	\$3,512	\$343,938	O.K.	
45 Gross Receipts Taxes	68,203	Formula	50,101	0	17,917	0	185	18,102	O.K.	
46 Other Revenue Taxes	0	V251	0	0	0	0	0	0	O.K.	
47										
TOTAL REVENUE REQUIREMENT	\$1,364,053		\$1,002,013	\$0	\$358,343	\$0	\$3,697	\$362,040	O.K.	

EAST PLAINS TELECOM

Intrastate

***** FCC PART 36 ***** Investment Summary	TOTAL COMPANY	Source/ Allocator	Interstate and Other	Intrastate				TOTAL INTRASTATE	
				Message Telephone Service		Private Line			
				InterLATA	IntraLATA	InterLATA	IntraLATA		
(A)	(B)	(C)	(D)	(E)	(F)	(G)	(H)	(I)	
13 Land and Support Investment	\$555,939	D33	\$409,558	\$0	\$144,183	\$0	\$2,198	\$146,381	O.K.
14									
15 COE Operator Equipment	\$0	D43	\$0	\$0	\$0	\$0	\$0	\$0	O.K.
16 COE Switching Equipment	1,054,002	D68	813,427	0	240,575	0	0	240,575	O.K.
17 COE Transmission Equipment	847,713	D85	622,032	0	223,292	0	2,389	225,681	O.K.
18									
19 Total COE	\$1,901,715		\$1,435,459	\$0	\$463,867	\$0	\$2,389	\$466,256	O.K.
20 Info. Orig./Term. Equipment	0	D94	0	0	0	0	0	0	O.K.
21 Cable and Wire Facilities	2,427,303	D137	1,753,712	0	658,864	0	14,727	673,591	O.K.
22									
23 Total COE, IOT, C&WF	\$4,329,018		\$3,189,171	\$0	\$1,122,731	\$0	\$17,115	\$1,139,847	O.K.
24									
25 Total Capital Leases	\$0	D173	\$0	\$0	\$0	\$0	\$0	\$0	O.K.
26									
27 Leasehold Improvements	\$0	D186	\$0	\$0	\$0	\$0	\$0	\$0	O.K.
28									
29 Intangible Assets	\$45,513	D209	\$31,783	\$0	\$13,560	\$0	\$171	\$13,730	O.K.
30									
31									
32 Total Tele. Plt. In Service	\$4,930,470		\$3,630,512	\$0	\$1,280,474	\$0	\$19,484	\$1,299,958	O.K.
33									
34 Plant Held, Future Use	\$0	D214-215	\$0	\$0	\$0	\$0	\$0	\$0	O.K.
35 TPUC, Short-term	0	D216-217	0	0	0	0	0	0	O.K.
36 TPUC, Long-term	301,418	D218-219	221,947	0	78,280	0	1,191	79,471	O.K.
37 Tel. Plt. Adjustment	0	D220-221	0	0	0	0	0	0	O.K.
38									
39 Total Other Tel. Plt.	\$301,418		\$221,947	\$0	\$78,280	\$0	\$1,191	\$79,471	O.K.
40									
41									
42 TOTAL TELEPHONE PLANT	\$5,231,888		\$3,852,459	\$0	\$1,358,754	\$0	\$20,675	\$1,379,429	O.K.

Intrastate

	(A)	TOTAL COMPANY (B)	Source/ Allocator (C)	Message Telephone Service				Private Line		TOTAL INTRASTATE (I)	O.K.
				Interstate (D)	InterLATA (E)	IntraLATA (F)	InterLATA (G)	IntraLATA (H)	InterLATA (I)		
56 Other Assets, Net		0	V105	0	0	0	0	0	0	0	O.K.
57 Accumulated Depr./Amort		(2,236,020)	E34	(1,645,415)	0	(581,443)	0	(9,163)	(590,605)	0	O.K.
58 Accum. Def. Inc. Taxes, Net		0	E47	0	0	0	0	0	0	0	O.K.
59 Oth. Liab. & Def. Cr., Net		0	V106	0	0	0	0	0	0	0	O.K.
60											
61 TOTAL NET PLANT		\$2,995,868		\$2,207,044	\$0	\$777,311	\$0	\$11,512	\$788,824		O.K.
62											
63 Materials and Supplies		0	H31	0	0	0	0	0	0	0	O.K.
64 Rural Tel. Bank Stock		0	H35	0	0	0	0	0	0	0	O.K.
65 Cash Working Capital		28,444	Formula	20,767	0	7,613	0	63	7,676	0	O.K.
66 Equal Access Investment		0		0	0	0	0	0	0	0	O.K.
67											
68 TOTAL NET INVESTMENT		\$3,024,312		\$2,227,812	\$0	\$784,925	\$0	\$11,575	\$796,500		O.K.
69											

EAST PLAINS TELECOM

Intrastate

***** FCC PART 36 ***** Plant Investment Detail	TOTAL COMPANY	Source/ Allocator	Interstate and Other	Message Telephone Service		Private Line		TOTAL INTRASTATE	
				InterLATA	IntraLATA	InterLATA	IntraLATA		
(A)	(B)	(C)	(D)	(E)	(F)	(G)	(H)	(I)	
13 LAND AND SUPPORT ASSETS:									
14									
15 Land, Allocable	\$27,796	H33	\$20,477	\$0	\$7,209	\$0	\$110	\$7,319	O.K.
16 Land, Direct	0	V22	0	0	0	0	0	0	O.K.
17									
18 Total Land	\$27,796		\$20,477	\$0	\$7,209	\$0	\$110	\$7,319	O.K.
19									
20 Motor Vehicles	\$35,579	H33	\$26,211	\$0	\$9,227	\$0	\$141	\$9,368	O.K.
21 Aircraft	0	H33	0	0	0	0	0	0	O.K.
22 Special Purpose Vehicles	38,608	H33	28,442	0	10,013	0	153	10,166	O.K.
23 Garage Work Equipment	0	H33	0	0	0	0	0	0	O.K.
24 Other Work Equipment	6,200	H33	4,568	0	1,608	0	25	1,632	O.K.
25 Buildings, Allocable	381,897	H33	281,342	0	99,045	0	1,510	100,555	O.K.
26 Buildings, Direct	0	V29	0	0	0	0	0	0	O.K.
27 Furniture	395	H33	291	0	102	0	2	104	O.K.
28 Office Equipment	65,464	H33	48,227	0	16,978	0	259	17,237	O.K.
29 General Purpose Computers	0	H33	0	0	0	0	0	0	O.K.
30									
31 Total Support Assets	\$528,143		\$389,081	\$0	\$136,974	\$0	\$2,088	\$139,062	O.K.
32									
33 Tol. Land and Support Assets	\$555,939		\$409,558	\$0	\$144,183	\$0	\$2,198	\$146,381	O.K.
34									
35									
36 CENTRAL OFFICE EQUIPMENT:									
37									
38 CAT 1 Oper. Sys., TSPS	\$0	G22	\$0	\$0	\$0	\$0	\$0	\$0	O.K.
39 CAT 1 Oper. Sys., Other TSPS	0	G21	0	0	0	0	0	0	O.K.
40 CAT 1 Oper. Sys., Aux. Pos.	0	G23	0	0	0	0	0	0	O.K.
41 CAT 1 Oper. Sys., Other	0	V36	0	0	0	0	0	0	O.K.
42									
43 Total CAT 1	\$0		\$0	\$0	\$0	\$0	\$0	\$0	O.K.
44									
45									
46 CAT 2 Tandem Sw. Allocable	\$64,372	G26	\$46,729	\$0	\$17,643	\$0	\$0	\$17,643	O.K.
47 CAT 2 Tandem Sw. Direct	0	V38	0	0	0	0	0	0	O.K.
48									
49 Total CAT 2	\$64,372		\$46,729	\$0	\$17,643	\$0	\$0	\$17,643	O.K.

EAST PLAINS TELECOM

		Intrastate								
***** FCC PART 36 ***** Plant Investment Detail		TOTAL COMPANY	Source/ Allocator	Interstate and Other	Message Telephone Service		Private Line		TOTAL INTRASTATE	
(A)	(B)	(C)	(D)	InterLATA (E)	IntraLATA (F)	InterLATA (G)	IntraLATA (H)	(I)		
63	CAT 3 Local Sw. Allocable	\$989,630	G15	\$766,698	\$0	\$222,932	\$0	\$0	\$222,932	O.K.
64	CAT 3 Local Sw. Direct	0	V40	0	0	0	0	0	0	O.K.
65										
66	Total CAT 3	\$989,630		\$766,698	\$0	\$222,932	\$0	\$0	\$222,932	O.K.
67										O.K.
68	Total COE Sw. CAT 2&3	\$1,054,002		\$813,427	\$0	\$240,575	\$0	\$0	\$240,575	O.K.
69										
70										
71	COE TRANSMISSION:									
72										
73	CAT 4.12 Exchange Trunk	\$230,221	123	\$230,221	\$0	\$0	\$0	\$0	\$0	O.K.
74	CAT 4.12 Exch. Tr. Direct	0	V42	0	0	0	0	0	0	O.K.
75	CAT 4.13 Exch. Ln. Message	263,359	G13	197,519	0	65,840	0	0	65,840	O.K.
76	CAT 4.13 PL, WATS, Local	5,419	F18	3,251	0	0	0	2,168	2,168	O.K.
77	CAT 4.13 Direct	0	V45	0	0	0	0	0	0	O.K.
78	CAT 4.23 Message	344,954	G18	187,502	0	157,452	0	0	157,452	O.K.
79	CAT 4.23 PL, WATS	0	F24	0	0	0	0	0	0	O.K.
80	CAT 4.23 Direct	3,760	V48	3,539	0	0	0	221	221	O.K.
81	CAT 4.3 H/R Message	0	G29	0	0	0	0	0	0	O.K.
82	CAT 4.3 WATS	0	V50	0	0	0	0	0	0	O.K.
83	CAT 4.3 Direct	0	V51	0	0	0	0	0	0	O.K.
84										
85	Total COE CAT 4	\$847,713		\$622,032	\$0	\$223,292	\$0	\$2,389	\$225,681	O.K.
86										
87										
88	INFORMATION ORIGINATION/TERMINATION:									
89										
90	CAT 1 Other IOT Equipment	\$0	G13	\$0	\$0	\$0	\$0	\$0	\$0	O.K.
91	CAT 1 Coinless Pay Phones	0	G18	0	0	0	0	0	0	O.K.
92	CAT 2 CP Equipment	0	V70	0	0	0	0	0	0	O.K.
93										
94	Total IOT Equipment	\$0		\$0	\$0	\$0	\$0	\$0	\$0	O.K.
95										
96										

EAST PLAINS TELECOM

***** FCC PART 36 ***** Plant Investment Detail	TOTAL COMPANY	Source/ Allocator	Interstate and Other	Intrastate				TOTAL INTRASTATE		
				Message Telephone Service		Private Line				
				InterLATA	IntraLATA	InterLATA	IntraLATA			
(A)	(B)	(C)	(D)	(E)	(F)	(G)	(H)	(I)		
111 CABLE AND WIRE FACILITIES:										
112										
113 CAT 1.1 IntraLATA PL/WATS	35,500	F31	\$21,300	\$0	\$0	\$0	\$14,200	\$14,200	O.K.	
114 CAT 1.2 InterLATA PL/WATS	0	F31	0	0	0	0	0	0	O.K.	
115 CAT 1.3 Joint Message	1,725,285	G13	1,293,964	0	431,321	0	0	431,321	O.K.	
116 Other CAT 1 C&WF	0	V74	0	0	0	0	0	0	O.K.	
117										
118 Total CAT 1 C&WF	\$1,760,785		\$1,315,264	\$0	\$431,321	\$0	\$14,200	\$445,521	O.K.	
119										
120 CAT 2 C&WF	\$164,732	G28	\$164,732	\$0	\$0	\$0	\$0	\$0	O.K.	
121 CAT 2 C&WF, Wideband	0	V76	0	0	0	0	0	0	O.K.	
122										
123 Total CAT 2 C&WF	\$164,732		\$164,732	\$0	\$0	\$0	\$0	\$0	O.K.	
124										
125 CAT 3 Joint Message	498,793	G17	271,250	0	227,543	0	0	\$227,543	O.K.	
126 CAT 3 PL/WATS etc.	0	F36	0	0	0	0	0	0	O.K.	
127 CAT 3 Direct	2,993	V79	2,466	0	0	0	527	527	O.K.	
128										
129 Total CAT 3 C&WF	\$501,786		\$273,716	\$0	\$227,543	\$0	\$527	\$228,070	O.K.	
130										
131 CAT 4 Message	\$0	G29	\$0	\$0	\$0	\$0	\$0	\$0	O.K.	
132 CAT 4 WATS	0	V81	0	0	0	0	0	0	O.K.	
133 CAT 4 Direct	0	V82	0	0	0	0	0	0	O.K.	
134										
135 Total CAT 4 C&WF	\$0		\$0	\$0	\$0	\$0	\$0	\$0	O.K.	
136										
137 TOTAL C&WF	\$2,427,303		\$1,753,712	\$0	\$658,864	\$0	\$14,727	\$673,591	O.K.	
138										
139										
140 CAPITAL LEASES:										
141										
142 Allocable Support Leases	\$0	H14	\$0	\$0	\$0	\$0	\$0	\$0	O.K.	
143 Direct Support Leases	0	V84	0	0	0	0	0	0	O.K.	
144										
145 Total Support Leases	\$0		\$0	\$0	\$0	\$0	\$0	\$0	O.K.	

EAST PLAINS TELECOM

Intrastate

(A)	TOTAL COMPANY (B)	Source/ Allocator (C)	Message Telephone Service			Private Line			TOTAL INTRASTATE (I)
			InterLATA (E)	IntraLATA (F)	InterLATA (G)	IntraLATA (H)	InterLATA (G)	IntraLATA (H)	
160									
161	\$0	H16	\$0	\$0	\$0	\$0	\$0	\$0	O.K.
162	0	H17	0	0	0	0	0	0	O.K.
163	0	H18	0	0	0	0	0	0	O.K.
164	0	H20	0	0	0	0	0	0	O.K.
165	0	V89	0	0	0	0	0	0	O.K.
166									
167	\$0		\$0	\$0	\$0	\$0	\$0	\$0	O.K.
168									
169	\$0	V90	\$0	\$0	\$0	\$0	\$0	\$0	O.K.
170									
171	\$0	V91	\$0	\$0	\$0	\$0	\$0	\$0	O.K.
172									
173	\$0		\$0	\$0	\$0	\$0	\$0	\$0	O.K.
174									
175									
176									
177									
178	\$0	H14	\$0	\$0	\$0	\$0	\$0	\$0	O.K.
179	0	H18	0	0	0	0	0	0	O.K.
180	0	H16	0	0	0	0	0	0	O.K.
181	0	H20	0	0	0	0	0	0	O.K.
182	0	V96	0	0	0	0	0	0	O.K.
183	0	V97	0	0	0	0	0	0	O.K.
184	0	V98	0	0	0	0	0	0	O.K.
185									
186	\$0		\$0	\$0	\$0	\$0	\$0	\$0	O.K.
187									
188									
189	\$4,884,957		\$0	\$1,266,914	\$0	\$19,313	\$0	\$1,286,228	O.K.

EAST PLAINS TELECOM

***** FCC PART 36 ***** Plant Investment Detail (A)	TOTAL COMPANY (B)	Source/ Allocator (C)	Interstate and Other (D)	Intrastate				TOTAL INTRASTATE (I)	
				Message Telephone Service		Private Line			
				InterLATA (E)	IntraLATA (F)	InterLATA (G)	IntraLATA (H)		
204 INTANGIBLE ASSETS:									
205									
206 Allocable Acct. No. 2690	\$43,142	H36	\$31,783	\$0	\$11,189	\$0	\$171	\$11,359	O.K.
207 Direct Acct. No. 2690	2,371	V100	0	0	2,371	0	0	2,371	O.K.
208									
209 Total Intangible Assets	\$45,513		\$31,783	\$0	\$13,560	\$0	\$171	\$13,730	O.K.
210									
211									
212 OTHER TELEPHONE PLANT:									
213									
214 Held for Fut. Use - Alloc.	\$0	---	\$0	\$0	\$0	\$0	\$0	\$0	O.K.
215 Held for Fut. Use - Direct	0	---	0	0	0	0	0	0	O.K.
216 TPUC, Short-term - Alloc.	0	H35	0	0	0	0	0	0	O.K.
217 TPUC, Short-term - Direct	0	V124	0	0	0	0	0	0	O.K.
218 TPUC, Long-term - Alloc.	301,418	H35	221,947	0	78,280	0	1,191	79,471	O.K.
219 TPUC, Long-term - Direct	0	V126	0	0	0	0	0	0	O.K.
220 Tele. Plt. Adjust. - Alloc.	0	H35	0	0	0	0	0	0	O.K.
221 Tele. Plt. Adjust. - Direct	0	V104	0	0	0	0	0	0	O.K.
222									
223 Total Other Telephone Plant	\$301,418		\$221,947	\$0	\$78,280	\$0	\$1,191	\$79,471	O.K.

EAST PLAINS TELECOM

Intrastate

***** FCC PART 36 ***** Reserves and Deferrals	TOTAL COMPANY	Source/ Allocator	Interstate and Other	Message Telephone Service		Private Line		TOTAL INTRASTATE	
				InterLATA	IntraLATA	InterLATA	IntraLATA		
(A)	(B)	(C)	(D)	(E)	(F)	(G)	(H)	(I)	
13 ACCUM. DEPRECIATION, TPIS:									
14									
15 Support Assets	\$180,932	H13	\$133,292	\$0	\$46,925	\$0	\$715	\$47,640	O.K.
16 COE Switching	523,644	H19	404,123	0	119,521	0	0	119,521	O.K.
17 COE Operator	0	H16	0	0	0	0	0	0	O.K.
18 COE Transmission	229,000	H20	168,035	0	60,320	0	645	60,965	O.K.
19 IOT Equipment	0	H25	0	0	0	0	0	0	O.K.
20 Cable and Wire Facilities	1,259,302	H31	909,838	0	341,823	0	7,640	349,464	O.K.
21 Other Plant	0	V135	0	0	0	0	0	0	O.K.
22									
23 Total Accum. Depr., TPIS	\$2,192,878		\$1,615,288	\$0	\$568,589	\$0	\$9,001	\$577,590	O.K.
24									
25 ACCUM. AMORTIZATION:									
26									
27 Accum. Depreciation, PHFU	\$0	H38	\$0	\$0	\$0	\$0	\$0	\$0	O.K.
28 Accum. Amort., Tangible Inv.	0	H40	0	0	0	0	0	0	O.K.
29 Accum. Amort., Intang. Inv.	43,142	H41	30,127	0	12,853	0	162	13,015	O.K.
30 Accum. Amort., Other	0	V138	0	0	0	0	0	0	O.K.
31									
32 Tot. Accum. Amortization	\$43,142		\$30,127	\$0	\$12,853	\$0	\$162	\$13,015	O.K.
33									
34 Total Accum. Depr./Amort.	\$2,236,020		\$1,645,415	\$0	\$581,443	\$0	\$9,163	\$590,605	O.K.
35									
36									
37 ACCUM. DEF. INC. TAXES, NET:									
38									
39 Support Assets	0	H13	\$0	\$0	\$0	\$0	\$0	\$0	O.K.
40 COE Switching	0	H19	0	0	0	0	0	0	O.K.
41 COE Operator	0	H16	0	0	0	0	0	0	O.K.
42 COE Transmission	0	H20	0	0	0	0	0	0	O.K.
43 IOT Equipment	0	H25	0	0	0	0	0	0	O.K.
44 Cable and Wire Fac.	0	H31	0	0	0	0	0	0	O.K.
45 Unclassified	0	V145	0	0	0	0	0	0	O.K.
46									
47 Total Accum. Def. Inc. Taxes	\$0		\$0	\$0	\$0	\$0	\$0	\$0	O.K.

EAST PLAINS TELECOM

		Private Line												
***** FCC PART 36 ***** Functional Distribution of Selected Investments		TOTAL COMPANY	Joint Use Message	Interstate		Intrastate		Extended Area Service	Other					
(A)	(B)			(C)	InterLATA	IntraLATA	InterLATA			IntraLATA	(D)	(E)	(F)	(G)
13	TRANS. CCT EQUIPMENT:													
14														
15	Working Loops	1,240	1,215	0	0	0	10	0	15					O.K.
16	Avg. Cost per Loop	216.76	216.76	216.76	216.76	216.76	216.76	216.76	216.76					
17														
18	CAT 4.13 Exch Ln. Invest.	\$268,778	\$263,359	\$0	\$0	\$0	\$2,168	\$0	\$3,251					
19														
20														
21	Circuit Terminations	173	173	0	0	0	0	0	0					O.K.
22	Avg. Cost per Termination	1,993.95	1,993.95	1,993.95	1,993.95	1,993.95	1,993.95	1,993.95	1,993.95					
23														
24	CAT 4.23 Other IX	\$344,954	\$344,954	\$0	\$0	\$0	\$0	\$0	\$0					
25														
26														
27	C&WF INVESTMENT:													
28														
29	Working Loops	1,240	1,215	0	0	0	10	0	15					
30	Loops Factor	1.000000	0.979839	0.000000	0.000000	0.000000	0.008065	0.000000	0.012097					
31	CAT 1 Exchange C&WF	\$1,760,785	\$1,725,285	\$0	\$0	\$0	\$14,200	\$0	\$21,300					O.K.
32														
33														
34	Equivalent IX Circuit Miles	4,117	4,117	0	0	0	0	0	0					O.K.
35	IX Cct. Miles Factor	1.000000	1.000000	0.000000	0.000000	0.000000	0.000000	0.000000	0.000000					
36	CAT 3 Interexch. C&WF	\$498,793	\$498,793	\$0	\$0	\$0	\$0	\$0	\$0					

EAST PLAINS TELECOM

Intrastate

***** FCC PART 36 ***** Physical Allocation Factors	TOTAL COMPANY	Source/ Allocator	Interstate and Other	Intrastate				TOTAL INTRASTATE	
				Message Telephone Service		Private Line			
				InterLATA	IntraLATA	InterLATA	IntraLATA		
(A)	(B)	(C)	(D)	(E)	(F)	(G)	(H)	(I)	
13 Subscriber Plant Fact. (SPF)	1.000000	SPF	0.750000	0.000000	0.250000	0.000000	0.000000	0.250000	O.K.
14									
15 Dial Equipment Minutes (DEM)	1.000000	DEM	0.774732	0.000000	0.225268	0.000000	0.000000	0.225268	O.K.
16									
17 Conversation Minute-Miles	1.000000	CMM	0.543813	0.000000	0.456187	0.000000	0.000000	0.456187	O.K.
18 Conversation Minutes	1.000000	CM	0.543556	0.000000	0.456444	0.000000	0.000000	0.456444	O.K.
19 Subscriber Minutes (SLU)	1.000000	SLU	0.794828	0.000000	0.205172	0.000000	0.000000	0.205172	O.K.
20									
21 TSPS Processor Time	0.000000	TSP	0.000000	0.000000	0.000000	0.000000	0.000000	0.000000	O.K.
22 Wtd. Stand. Work Sec., Toll	0.000000	WST	0.000000	0.000000	0.000000	0.000000	0.000000	0.000000	O.K.
23 Wtd. Stand. Work Sec., Aux.	0.000000	WSA	0.000000	0.000000	0.000000	0.000000	0.000000	0.000000	O.K.
24 Wtd. Stand. Work Sec., Comb.	0.000000	WSC	0.000000	0.000000	0.000000	0.000000	0.000000	0.000000	O.K.
25									
26 COE CAT 2 Minutes	1.000000	CT2	0.725917	0.000000	0.274083	0.000000	0.000000	0.274083	O.K.
27									
28 Exchange Trunk Minutes	1.000000	ETM	1.000000	0.000000	0.000000	0.000000	0.000000	0.000000	O.K.
29 MOU-Ml., Hos/Remote	0.000000	HRM	0.000000	0.000000	0.000000	0.000000	0.000000	0.000000	O.K.
30									
31 C&WF CAT 4, WATS	0.000000	CT4	0.000000	0.000000	0.000000	0.000000	0.000000	0.000000	O.K.
32									
33 Equal Access MOU	0.000000	EAM	0.000000	0.000000	0.000000	0.000000	0.000000	0.000000	O.K.
34									
35 Current Billings	1.000000	CB	0.584822	0.000000	0.415178	0.000000	0.000000	0.415178	O.K.
36 EU Presubscription Factor	1.000000	EPRE	0.500000	0.000000	0.500000	0.000000	0.000000	0.500000	O.K.
37 EU MTS & WATS Factor	1.000000	EMTS	0.532166	0.000000	0.467834	0.000000	0.000000	0.467834	O.K.
38 EU Access, P/L and All Other Factor	1.000000	EPLO	1.000000	0.000000	0.000000	0.000000	0.000000	0.000000	O.K.
39 IX Special Access Factor	0.000000	ISPA	0.000000	0.000000	0.000000	0.000000	0.000000	0.000000	O.K.
40 IX Switched Access Factor	0.000000	ISWA	0.000000	0.000000	0.000000	0.000000	0.000000	0.000000	O.K.
41 IX Billing & Collection Services Factor	0.000000	IBC	0.000000	0.000000	0.000000	0.000000	0.000000	0.000000	O.K.
42 Coin Revenue Percent	1.000000	CR	1.000000	0.000000	0.000000	0.000000	0.000000	0.000000	O.K.
43 Relative Tol/Local Msgs.	1.000000	TLM	0.312438	0.000000	0.687562	0.000000	0.000000	0.687562	O.K.
44 Relative Users Percent	1.000000	RUP	0.740617	0.000000	0.259383	0.000000	0.000000	0.259383	O.K.
45 CABS Percent	1.000000	CAB	0.500000	0.000000	0.500000	0.000000	0.000000	0.500000	O.K.
46 Foreign Directories Percent	0.000000	FD	0.000000	0.000000	0.000000	0.000000	0.000000	0.000000	O.K.

***** FCC PART 36 *****
 Internal Allocation Factors

(A)	TOTAL COMPANY	Source/ Allocator	Interstate and Other	Message Telephone Service				Private Line			TOTAL INTRASTATE
				InterLATA	IntraLATA	InterLATA	IntraLATA	InterLATA	IntraLATA	(I)	
13 Support Assets	1,000,000	D31	0.736696	0.000000	0.259350	0.000000	0.000000	0.003954	0.263304	O.K.	
14 Land and Support Assets	1,000,000	D33	0.736696	0.000000	0.259350	0.000000	0.000000	0.003954	0.263304	O.K.	
15	0.000000	D43	0.000000	0.000000	0.000000	0.000000	0.000000	0.000000	0.000000	O.K.	
16 COE Operator	1,000,000	D49	0.725917	0.000000	0.274083	0.000000	0.000000	0.000000	0.274083	O.K.	
17 COE Tandem Switching	1,000,000	D66	0.774732	0.000000	0.225268	0.000000	0.000000	0.000000	0.225268	O.K.	
18 COE Local Switching	1,000,000	D68	0.771751	0.000000	0.228249	0.000000	0.000000	0.000000	0.228249	O.K.	
19 COE Total Switching	1,000,000	D85	0.733777	0.000000	0.269405	0.000000	0.000000	0.002818	0.266223	O.K.	
20 COE Transmission	1,000,000	C19	0.754824	0.000000	0.243920	0.000000	0.000000	0.001256	0.245176	O.K.	
21 Total COE	1,000,000										
22	0.000000	D90	0.000000	0.000000	0.000000	0.000000	0.000000	0.000000	0.000000	O.K.	
23 Info. Orig./Term. CAT 1	0.000000	D92	0.000000	0.000000	0.000000	0.000000	0.000000	0.000000	0.000000	O.K.	
24 Info. Orig./Term. CAT 2	0.000000	D94	0.000000	0.000000	0.000000	0.000000	0.000000	0.000000	0.000000	O.K.	
25 Total IOT	0.000000										
26	1,000,000	D118	0.746976	0.000000	0.244960	0.000000	0.000000	0.008065	0.253024	O.K.	
27 C&WF CAT 1	1,000,000	D120	1.000000	0.000000	0.000000	0.000000	0.000000	0.000000	0.000000	O.K.	
28 C&WF CAT 2	1,000,000	D129	0.545484	0.000000	0.453468	0.000000	0.000000	0.001050	0.454516	O.K.	
29 C&WF CAT 3	0.000000	D135	0.000000	0.000000	0.000000	0.000000	0.000000	0.000000	0.000000	O.K.	
30 C&WF CAT 4	1,000,000	D137	0.722494	0.000000	0.271439	0.000000	0.000000	0.006067	0.277506	O.K.	
31 Total C&WF	1,000,000										
32	1,000,000	C23	0.736696	0.000000	0.259350	0.000000	0.000000	0.003954	0.263304	O.K.	
33 Total Equipment	1,000,000										
34	1,000,000	C32	0.736342	0.000000	0.259706	0.000000	0.000000	0.003952	0.263658	O.K.	
35 TPIS	1,000,000	D189	0.736696	0.000000	0.259350	0.000000	0.000000	0.003954	0.263304	O.K.	
36 TPIS, excl. Acct. No. 2690	0.000000										
37	0.000000	D215	0.000000	0.000000	0.000000	0.000000	0.000000	0.000000	0.000000	O.K.	
38 Pil. Held, Fut. Use	0.000000										
39	0.000000	C25	0.000000	0.000000	0.000000	0.000000	0.000000	0.000000	0.000000	O.K.	
40 Total Tangible Assets	1,000,000	C29	0.698318	0.000000	0.297928	0.000000	0.000000	0.003748	0.301676	O.K.	
41 Total Intangible Assets	0.000000										
42	1,000,000	C36	0.736342	0.000000	0.259706	0.000000	0.000000	0.003952	0.263658	O.K.	
43 Long-term PUC	1,000,000	C61	0.736696	0.000000	0.259461	0.000000	0.000000	0.003843	0.263304	O.K.	
44 Net Telephone Plant	1,000,000	C68	0.736696	0.000000	0.259350	0.000000	0.000000	0.003827	0.263366	O.K.	
45 Total Net Investment	0.000000	D173	0.000000	0.000000	0.000000	0.000000	0.000000	0.000000	0.000000	O.K.	
46 Capital Leases	0.000000										
47	1,000,000	I141	0.776458	0.000000	0.223542	0.000000	0.000000	0.000000	0.223542	O.K.	
48 Tot. Bus. O/c., Cust. Serv.	1,000,000	I170	0.735730	0.000000	0.261948	0.000000	0.000000	0.002322	0.264270	O.K.	
49 Total "BIG THREE" Expenses	1,000,000	I185	0.540565	0.000000	0.457883	0.000000	0.000000	0.001552	0.459435	O.K.	
50 Corporate Operations Expense	0.000000										
51											
52											

EAST PLAINS TELECOM

***** FCC PART 36 ***** Operating Expenses and Taxes	TOTAL COMPANY	Source/ Allocator	Interstate and Other	Intrastate				TOTAL INTRASTATE		
				Message Telephone Service		Private Line				
				InterLATA	IntraLATA	InterLATA	IntraLATA			
(A)	(B)	(C)	(D)	(E)	(F)	(G)	(H)	(I)		
13 PLANT SPEC. OPER. EXPENSE:										
14										
15 Network Support, Alloc.	\$76	H14	\$56	\$0	\$20	\$0	\$0	\$20	O.K.	
16 Network Support, Direct	0	V149	0	0	0	0	0	0	O.K.	
17										
18 Total Network Support Exp.	\$76		\$56	\$0	\$20	\$0	\$0	\$20	O.K.	
19										
20 General Support, Alloc.	\$40,118	H14	\$29,555	\$0	\$10,405	\$0	\$159	\$10,563	O.K.	
21 General Support, Direct	0	V151	0	0	0	0	0	0	O.K.	
22										
23 Total General Support Exp.	\$40,118		\$29,555	\$0	\$10,405	\$0	\$159	\$10,563	O.K.	
24										
25 Central Office Eq., Alloc.	\$65,399	H21	\$49,365	\$0	\$15,952	\$0	\$82	\$16,034	O.K.	
26 Central Office Eq., Direct	9,708	V153	5,276	0	4,432	0	0	4,432	O.K.	
27										
28 Total COE Exp.	\$75,107		\$54,641	\$0	\$20,384	\$0	\$82	\$20,466	O.K.	
29										
30 Cust. Premises Equip.	\$0	H24	\$0	\$0	\$0	\$0	\$0	\$0	O.K.	
31 Coinless Pay Phone	0	G18	0	0	0	0	0	0	O.K.	
32 Other IOT	0	H23	0	0	0	0	0	0	O.K.	
33 IOT Direct	0	V157	0	0	0	0	0	0	O.K.	
34										
35 Total IOT Exp.	\$0		\$0	\$0	\$0	\$0	\$0	\$0	O.K.	
36										
37 Cable & Wire, Alloc.	\$62,771	H31	\$45,352	\$0	\$17,038	\$0	\$381	\$17,419	O.K.	
38 Cable & Wire, Direct	7,470	V159	4,062	0	3,408	0	0	3,408	O.K.	
39										
40 Total C&WF Exp.	\$70,241		\$49,414	\$0	\$20,446	\$0	\$381	\$20,827	O.K.	
41										
42 TOTAL PLT. SPEC. OPER. EXP.	\$185,542		\$133,665	\$0	\$51,255	\$0	\$622	\$51,877	O.K.	
43										
44 TOTAL PLT. SPEC., ex SUPPORT	\$145,348		\$104,054	\$0	\$40,831	\$0	\$463	\$41,294	O.K.	

EAST PLAINS TELECOM

***** FCC PART 36 ***** Operating Expenses and Taxes	TOTAL COMPANY	Source/ Allocator	Interstate and Other	Intrastate				TOTAL INTRASTATE		
				Message Telephone Service		Private Line				
				InterLATA	IntraLATA	InterLATA	IntraLATA			
(A)	(B)	(C)	(D)	(E)	(F)	(G)	(H)	(I)		
58 NON-SPECIFIC OPER. EXP.:										
59										
60 Oth. Plt. and Equip., Alloc.	\$925	H36	\$681	\$0	\$240	\$0	\$4	\$244	O.K.	
61 Oth. Plt. and Equip., Direct	0	V177	0	0	0	0	0	0	O.K.	
62										
63 Total Oth. Plt. & Equip.	\$925		\$681	\$0	\$240	\$0	\$4	\$244	O.K.	
64										
65 Network Operations, Alloc.	\$27,411	H33	\$20,194	\$0	\$7,109	\$0	\$108	\$7,217	O.K.	
66 Network Operations, Direct	0	V179	0	0	0	0	0	0	O.K.	
67										
68 Total Network Oper. Exp.	\$27,411		\$20,194	\$0	\$7,109	\$0	\$108	\$7,217	O.K.	
69										
70 Total Access Expenses	\$102,223	V180	\$102,223	\$0	\$0	\$0	\$0	\$0	O.K.	
71										
72 Depr., Support Assets	\$28,817	H13	\$21,229	\$0	\$7,474	\$0	\$114	\$7,588	O.K.	
73 Depr., COE Switching	155,659	H19	120,130	0	35,529	0	0	35,529	O.K.	
74 Depr., COE Operator	0	H16	0	0	0	0	0	0	O.K.	
75 Depr., COE Transmission	37,418	H20	27,456	0	9,856	0	105	9,962	O.K.	
76 Depr., IOT Equipment	0	H25	0	0	0	0	0	0	O.K.	
77 Depr., C&W Facilities	138,760	H31	100,253	0	37,665	0	842	38,507	O.K.	
78 Depr., PHFU	0	H38	0	0	0	0	0	0	O.K.	
79										
80 Total Depreciation Expense	\$360,654		\$269,069	\$0	\$90,524	\$0	\$1,061	\$91,585	O.K.	
81										
82 Amort., Tangible Assets	\$0	H40	\$0	\$0	\$0	\$0	\$0	\$0	O.K.	
83 Amort., Intangible Assets	0	H41	0	0	0	0	0	0	O.K.	
84 Other Amortization	0	V189	0	0	0	0	0	0	O.K.	
85 Direct Assigned Amort.	0	V190	0	0	0	0	0	0	O.K.	
86										
87 Total Amortization Exp.	\$0		\$0	\$0	\$0	\$0	\$0	\$0	O.K.	
88										
89 Total Depr. and Amort.	\$360,654		\$269,069	\$0	\$90,524	\$0	\$1,061	\$91,585	O.K.	
90										
91 TOTAL NON-SPEC. OPER. EXP.	\$491,213		\$392,167	\$0	\$97,873	\$0	\$1,173	\$99,046	O.K.	

EAST PLAINS TELECOM

Intrastate

***** FCC PART 36 ***** Operating Expenses and Taxes	TOTAL COMPANY	Source/ Allocator	Interstate and Other	Message Telephone Service				Private Line		TOTAL INTRASTATE	
				InterLATA		IntraLATA		InterLATA	IntraLATA		
				(E)	(F)	(G)	(H)	(I)			
(A)	(B)	(C)	(D)	(E)	(F)	(G)	(H)	(I)			
105 CUSTOMER OPERATIONS EXPENSE:											
106											
107 Marketing, Allocable	\$759	G35	\$444	\$0	\$315	\$0	\$0	\$315	O.K.		
108 Marketing, Direct	0	V192	0	0	0	0	0	0	O.K.		
109											
110 Total Marketing Expense	\$759		\$444	\$0	\$315	\$0	\$0	\$315	O.K.		
111											
112 Operator Service, Alloc.	\$0	G24	\$0	\$0	\$0	\$0	\$0	\$0	O.K.		
113 Operator Service, Direct	0	V194	0	0	0	0	0	0	O.K.		
114											
115 Total Operator Service	\$0		\$0	\$0	\$0	\$0	\$0	\$0	O.K.		
116											
117 Classified Directory	\$0	V195	\$0	\$0	\$0	\$0	\$0	\$0	O.K.		
118 Alphabetical Directory	0	G19	0	0	0	0	0	0	O.K.		
119 Foreign Directory	0	G46	0	0	0	0	0	0	O.K.		
120											
121 Total Directory	\$0		\$0	\$0	\$0	\$0	\$0	\$0	O.K.		
122											
123 Bus. Ofc., EU Presubscription	\$1,220	G36	\$610	\$0	\$610	\$0	\$0	\$610	O.K.		
124 Bus. Ofc., EU MTS & WATS	10,741	G37	5,716	0	5,025	0	0	5,025	O.K.		
125 Bus. Ofc., EU Access, P/L & all Other	22,349	G38	22,349	0	0	0	0	0	O.K.		
126 Bus. Ofc., IXC Special Access	0	G39	0	0	0	0	0	0	O.K.		
127 Bus. Ofc., IXC Switched Access	0	G40	0	0	0	0	0	0	O.K.		
128 Bus. Ofc., IXC B & C Services	0	G41	0	0	0	0	0	0	O.K.		
129 Coin Collect & Admin.	2,240	G42	2,240	0	0	0	0	0	O.K.		
130											
131 Total Business Office	\$36,550		\$30,915	\$0	\$5,635	\$0	\$0	\$5,635	O.K.		
132											
133 Cust. Svc., Direct	\$0	V205	\$0	\$0	\$0	\$0	\$0	\$0	O.K.		
134 Cust. Serv., Msg. Process	3,869	G43	1,209	0	2,660	0	0	2,660	O.K.		
135 Cust. Serv., Other B&C	30,465	G44	22,563	0	7,902	0	0	7,902	O.K.		
136 Cust. Serv., CABS	24	G45	12	0	12	0	0	12	O.K.		
137 Cust. Serv., EU Common Line	1,603	V209	1,603	0	0	0	0	0	O.K.		
138											
139 Total Customer Service	\$35,961		\$25,387	\$0	\$10,574	\$0	\$0	\$10,574	O.K.		
140											
141 Total Bus. Ofc., Cust. Serv.	\$72,511		\$56,302	\$0	\$16,209	\$0	\$0	\$16,209	O.K.		
142											

EAST PLAINS TELECOM

Intrastate

***** FCC PART 36 ***** Operating Expenses and Taxes		TOTAL COMPANY	Source/ Allocator	Interstate and Other	Message Telephone Service		Private Line		TOTAL INTRASTATE	
(A)	(B)	(C)	(D)	InterLATA	IntraLATA	InterLATA	intraLATA	(I)		
156	Other Cust. Serv., Alloc.	\$0	H48	\$0	\$0	\$0	\$0	\$0	\$0	O.K.
157	Other Cust. Serv., Direct	66	V211	66	0	0	0	0	0	O.K.
158										
159	Total Other Cust. Serv.	\$66		\$66	\$0	\$0	\$0	\$0	\$0	O.K.
160										
161	TOTAL CUSTOMER OPER. EXP.	\$73,336		\$56,812	\$0	\$16,524	\$0	\$0	\$16,524	O.K.
162										
163										
164	"BIG-THREE" EXPENSES:									
165										
166	Total Plt. Spec., ex Support	\$145,348	44	\$104,054	\$0	\$40,831	\$0	\$463	\$41,294	O.K.
167	Total Network Oper. Exp.	27,411	68	20,194	0	7,109	0	108	7,217	O.K.
168	Total Customer Operations	73,336	161	56,812	0	16,524	0	0	16,524	O.K.
169										
170	TOTAL "BIG THREE" EXPENSES	\$246,095		\$181,060	\$0	\$64,464	\$0	\$571	\$65,035	O.K.
171										
172										
173	CORPORATE OPERATIONS EXPENSE:									
174										
175	Exec. and Planning, Alloc.	\$3,353	H50	\$2,467	\$0	\$878	\$0	\$8	\$886	O.K.
176	Exec. and Planning, Direct	0	V213	0	0	0	0	0	0	O.K.
177										
178	Total Exec. and Planning	\$3,353		\$2,467	\$0	\$878	\$0	\$8	\$886	O.K.
179										
180	Admin. & General, Allocable	\$103,084	H50	\$75,842	\$0	\$27,003	\$0	\$239	\$27,242	O.K.
181	Admin. & General, Direct	52,763	V231	7,749	0	45,014	0	0	45,014	O.K.
182										
183	Total Admin. and Gen.	\$155,847		\$83,591	\$0	\$72,017	\$0	\$239	\$72,256	O.K.
184										
185	TOTAL CORPORATE OPERATIONS	\$159,200		\$86,058	\$0	\$72,895	\$0	\$247	\$73,142	O.K.
186										
187										
188	NON-INCOME TAXES:									
189										
190	Non-income Taxes, Allocable	\$0	H36	\$0	\$0	\$0	\$0	\$0	\$0	O.K.
191	Non-income Taxes, Direct	2,250	V233	120	0	2,130	0	0	2,130	O.K.
192										
193	Total Non-income Taxes	\$2,250		\$120	\$0	\$2,130	\$0	\$0	\$2,130	O.K.
194										
195										
196	TOTAL OPER. EXP. AND TAXES	\$911,541		\$668,822	\$0	\$240,677	\$0	\$2,042	\$242,719	O.K.

EAST PLAINS TELECOM

***** FCC PART 69 ***** IntraLATA Revenue Requirement Summary		Part 36 IntraLATA Total	Source	Common Line	Local Switching	Information	Common Transport	Billing and Collection	Other	
(A)	(B)	(C)	(D)	(E)	(F)	(G)	(H)	(I)		
13 Net Investment	\$796,500	K52	\$299,669	\$161,619	\$0	\$322,587	\$0	\$12,626	O.K.	
14 Rate of Return	10.00%	B19	10.00%	10.00%	10.00%	10.00%	10.00%	10.00%	O.K.	
15										
16 Return on Rate Base	\$79,650		\$29,967	\$16,162	\$0	\$32,259	\$0	\$1,263	O.K.	
17										
18 AFUDC	0	N37	0	0	0	0	0	0	O.K.	
19 ITC Amortization	0	N37	0	0	0	0	0	0	O.K.	
20 Other Return Adjustments	0	Direct	0	0	0	0	0	0	O.K.	
21										
22 Net Return	\$79,650		\$29,967	\$16,162	\$0	\$32,259	\$0	\$1,263	O.K.	
23										
24 Interest Expense	37,782	N67	14,215	7,666	0	15,302	0	599	O.K.	
25 Capitalized Payroll Taxes	0	N37	0	0	0	0	0	0	O.K.	
26 Depreciation Adjustment	0	N37	0	0	0	0	0	0	O.K.	
27 Other Income Adjustments	0	Direct	0	0	0	0	0	0	O.K.	
28										
29 After Tax Income	\$41,868		\$15,752	\$8,496	\$0	\$16,957	\$0	\$664	O.K.	
30										
31 State Income Taxes	\$0	29	0	0	0	0	0	0	O.K.	
32 Federal Income Taxes	21,668	29	8,115	4,376	0	8,735	0	342	O.K.	
33 Operating Expenses and Taxes	242,719	O195	67,505	62,692	0	88,879	21,367	2,276	O.K.	
34 Uncollectibles	0	Direct	0	0	0	0	0	0	O.K.	
35 Other Revenue Adjustments	0	Direct	0	0	0	0	0	0	O.K.	
36										
37 Basis for Gross Receipts Tax	343,938	16+31+32+33	105,586	83,230	0	129,873	21,367	3,881	O.K.	
38										
39										
40 Gross Receipts Tax	18,102	37	5,557	4,381	0	6,835	1,125	204	O.K.	
41										
42										
43 TOTAL REVENUE REQUIREMENT	\$362,040		\$111,143	\$87,611	\$0	\$136,708	\$22,492	\$4,085	O.K.	
44										

EAST PLAINS TELECOM

***** FCC PART 69 ***** IntraLATA Investment Summary		Part 36 IntraLATA Total	Source	Common Line	Local Switching	Information	Common Transport	Billing and Collection	Other	
(A)	(B)	(C)	(D)	(E)	(F)	(G)	(H)	(I)		
13 Land and Support Assets	\$146,381	L25	\$13,602	\$46,058	\$0	\$83,185	\$0	\$3,536	O.K.	
14										
15 Central Office Equipment	\$466,256	L70	\$65,840	\$222,932	\$0	\$175,095	\$0	\$2,389	O.K.	
16 Info. Term./Orig. Equipment	0	L78	0	0	0	0	0	0	O.K.	
17 Cable and Wire Facilities	673,591	L117	431,321	0	0	227,543	0	14,727	O.K.	
18										
19 Total COE, IOT, C&WF	\$1,139,847		\$497,161	\$222,932	\$0	\$402,638	\$0	\$17,115	O.K.	
20										
21 Total Tangible Assets	\$0	L141	\$0	\$0	\$0	\$0	\$0	\$0	O.K.	
22										
23 Total Tele. Plt. ex Intang.	\$1,286,228		\$510,764	\$268,990	\$0	\$485,823	\$0	\$20,651	O.K.	
24 Total Intangible Assets	13,730	L144	5,452	2,871	0	5,186	0	220	O.K.	
25										
26 Total Plant In Service	\$1,299,958		\$516,216	\$271,861	\$0	\$491,009	\$0	\$20,872	O.K.	
27 Total Plt. Held Future Use	0	L147	0	0	0	0	0	0	O.K.	
28 Total ST PUC	0	L163	0	0	0	0	0	0	O.K.	
29 Total LT PUC	79,471	L164	31,558	16,620	0	30,017	0	1,276	O.K.	
30 Total Tel. Plt. Adjust.	0	L169	0	0	0	0	0	0	O.K.	
31										
32 TOTAL TELEPHONE PLANT	\$1,379,429		\$547,774	\$288,481	\$0	\$521,026	\$0	\$22,148	O.K.	
33										
34 less:										
35 Accum. Depr., Plt. In Serv.	577,590	M23	245,985	125,746	0	196,423	0	9,436	O.K.	
36 Accum. Depr. PHFU	0	M27	0	0	0	0	0	0	O.K.	
37 Accum. Amort. Tangible Plt.	0	M28	0	0	0	0	0	0	O.K.	
38 Accum. Amort. Intangibles	13,015	M29	5,168	2,722	0	4,916	0	209	O.K.	
39 Accum. Amort. Other	0	M30	0	0	0	0	0	0	O.K.	
40 Accum. Def. Inc. Taxes, Net	0	M47	0	0	0	0	0	0	O.K.	
41										
42 plus:										
43 Other Assels	0	Direct	0	0	0	0	0	0	O.K.	
44										
45 NET TELEPHONE PLANT	\$788,824		\$296,620	\$160,013	\$0	\$319,688	\$0	\$12,502	O.K.	
46 plus:										
47 Class B RTB Stock	0	L171	0	0	0	0	0	0	O.K.	
48 Materials and Supplies	0	L173	0	0	0	0	0	0	O.K.	
49 Cash Working Capital	7,676	L175	3,048	1,605	0	2,899	0	123	O.K.	
50 Equal Access Investment	0	L177	0	0	0	0	0	0	O.K.	
51										
52 NET INVESTMENT	\$796,500		\$299,669	\$161,619	\$0	\$322,587	\$0	\$12,626	O.K.	
53										

EAST PLAINS TELECOM

***** FCC PART 69 *****									
IntraLATA Investment Detail	Part 36 IntraLATA Total	Source or Apportion	Common Line	Local Switching	Information	Common Transport	Billing and Collection	Other	
(A)	(B)	(C)	(D)	(E)	(F)	(G)	(H)	(I)	
13 LAND AND SUPPORT ASSETS:									
14									
15 Land Assets, Message	\$7,209	N28	670	2,268	0	4,097	0	174	O.K.
16 Land Assets, Private Line	110	N28	10	35	0	62	0	3	O.K.
17									
18 Total Land Assets	\$7,319		\$680	\$2,303	\$0	\$4,159	\$0	\$177	O.K.
19									
20 Support Assets, Message	\$136,974	N28	\$12,728	\$43,098	\$0	\$77,839	\$0	\$3,309	O.K.
21 Support Assets, Private Line	2,088	N28	194	657	0	1,187	0	50	O.K.
22									
23 Total Support Assets	\$139,062		\$12,922	\$43,755	\$0	\$79,026	\$0	\$3,359	O.K.
24									
25 Total Land and Supp. Assets	\$146,381		\$13,602	\$46,058	\$0	\$83,185	\$0	\$3,536	O.K.
26									
27 CENTRAL OFFICE EQUIPMENT:									
28									
29 Operator Sys., DA	\$0	(F)	0	0	0	0	0	0	O.K.
30 Operator Sys., Other	0	(I)	0	0	0	0	0	0	O.K.
31									
32 Total Operator Systems	\$0		\$0	\$0	\$0	\$0	\$0	\$0	O.K.
33									
34 Tandem Switching	\$17,643	(G)	\$0	\$0	\$0	\$17,643	\$0	\$0	O.K.
35 Tandem Assigned	0	Direct	0	0	0	0	0	0	O.K.
36									
37 Total Tandem Switching	\$17,643		\$0	\$0	\$0	\$17,643	\$0	\$0	O.K.
38									
39 Local Switching	\$222,932	(E)	\$0	\$222,932	\$0	\$0	\$0	\$0	O.K.
40 Local Assigned	0	Direct	0	0	0	0	0	0	O.K.
41									
42 Total Local Switching	\$222,932		\$0	\$222,932	\$0	\$0	\$0	\$0	O.K.
43									
44 Total Switching	\$240,575		\$0	\$222,932	\$0	\$17,643	\$0	\$0	O.K.

EAST PLAINS TELECOM

***** FCC PART 69 *****										
IntraLATA Investment										
Detail										
	Part 36	Source or	Common	Local	Information	Common	Billing and	Other		
	IntraLATA	Apportion	Line	Switching		Transport	Collection			
(A)	Total	(C)	(D)	(E)	(F)	(G)	(H)	(I)		
58	COE Exch. Trunk	Direct	\$0	\$0	\$0	\$0	\$0	\$0	\$0	O.K.
59	COE Exch. Line - Message	(D)	65,840	0	0	0	0	0	0	O.K.
60	COE Exch. Line - PL etc.	(I)	0	0	0	0	0	2,168	0	O.K.
61	COE Exch. Line - Assigned	Direct	0	0	0	0	0	0	0	O.K.
62	COE Interexchange, Message	(G)	157,452	0	0	157,452	0	0	0	O.K.
63	COE Interexchange, PL	(I)	0	0	0	0	0	0	0	O.K.
64	COE Interexchange, Assigned	(G)	221	0	0	0	0	221	0	O.K.
65	COE H/R Message	(G)	0	0	0	0	0	0	0	O.K.
66	COE H/R Assigned	Direct	0	0	0	0	0	0	0	O.K.
67										
68	Total COE Transmission		\$225,681	\$65,840	\$0	\$157,452	\$0	\$2,389		O.K.
69										
70	Total Central Office Equip.		\$466,256	\$65,840	\$222,932	\$0	\$175,095	\$0	\$2,389	O.K.
71										
72	IOT EQUIPMENT:									
73										
74	Public Telephone	N43	\$0	\$0	\$0	\$0	\$0	\$0	\$0	O.K.
75	Coinless Pay Phone	(D)	0	0	0	0	0	0	0	O.K.
76	Customer Premises Equipment	N60	0	0	0	0	0	0	0	O.K.
77										
78	Total IOT Equipment		\$0	\$0	\$0	\$0	\$0	\$0	\$0	O.K.
79										
80	CABLE AND WIRE FACILITIES:									
81										
82	Exchange PL and WATS	(I)	\$14,200	\$0	\$0	\$0	\$0	\$14,200	0	O.K.
83	Exchange Message	(D)	431,321	0	0	0	0	0	0	O.K.
84	Exchange Assigned	Direct	0	0	0	0	0	0	0	O.K.
85										
86	Total Exchange Line C&WF		\$445,521	\$431,321	\$0	\$0	\$0	\$14,200		O.K.
87										
88	Exchange Trunk, Message	Direct	\$0	\$0	\$0	\$0	\$0	\$0	\$0	O.K.
89	Exchange Trunk, PL	Direct	0	0	0	0	0	0	0	O.K.
90										
91	Total Exchange Trunk C&WF		\$0	\$0	\$0	\$0	\$0	\$0	\$0	O.K.
92										
93	Interexchange Message	(G)	\$227,543	\$0	\$0	\$227,543	\$0	\$0	0	O.K.
94	Interexchange PL, WATS	(I)	0	0	0	0	0	0	0	O.K.
95	Interexchange Assigned	(G)	527	0	0	0	0	527	0	O.K.
96										
97	Total Interexchange C&WF		\$228,070	\$0	\$0	\$227,543	\$0	\$527		O.K.

EAST PLAINS TELECOM

***** FCC PART 69 ***** IntraLATA Investment Detail		Part 36 IntraLATA Total	Source or Apportion	Common Line	Local Switching	Information	Common Transport	Billing and Collection	Other	
(A)	(B)	(C)	(D)	(E)	(F)	(G)	(H)	(I)		
111	H/R C&WF, Message	\$0	(G)	\$0	\$0	\$0	\$0	\$0	\$0	O.K.
112	H/R C&WF, WATS	0	(I)	0	0	0	0	0	0	O.K.
113	H/R C&WF, Assigned	0	Direct	0	0	0	0	0	0	O.K.
114										
115	Total Hos/Remote C&WF	\$0		\$0	\$0	\$0	\$0	\$0	\$0	O.K.
116										
117	Total Cable and Wire Facil.	\$673,591		\$431,321	\$0	\$0	\$227,543	\$0	\$14,727	O.K.
118										
119	TANGIBLE ASSETS:									
120										
121	Land and Support Leases	\$0	N28	0	0	0	0	0	0	O.K.
122										
123	COE Operator Leases	\$0	32	\$0	\$0	\$0	\$0	\$0	\$0	O.K.
124	COE Tandem Switching Leases	0	34	0	0	0	0	0	0	O.K.
125	COE Local Switching Leases	0	39	0	0	0	0	0	0	O.K.
126	COE Transmission Leases	0	68	0	0	0	0	0	0	O.K.
127										
128	Total COE Leases	\$0		\$0	\$0	\$0	\$0	\$0	\$0	O.K.
129										
130	IOT Equipment Leases	\$0	78	0	0	0	0	0	0	O.K.
131										
132	C&WF Leases	\$0	117	0	0	0	0	0	0	O.K.
133										
134	Total Capital Leases	\$0		\$0	\$0	\$0	\$0	\$0	\$0	O.K.
135										
136	Leasehold Impr., Alloc.	\$0	N37	0	0	0	0	0	0	O.K.
137	Leasehold Impr., Direct	0	Direct	0	0	0	0	0	0	O.K.
138										
139	Total Leasehold Improvementsa	\$0		\$0	\$0	\$0	\$0	\$0	\$0	O.K.
140										
141	Total Tangible Assets	\$0		\$0	\$0	\$0	\$0	\$0	\$0	O.K.
142										
143										
144	TOTAL INTANGIBLE ASSETS	\$13,730	N37	\$5,452	\$2,871	\$0	\$5,186	\$0	\$220	O.K.
145										
146										
147	PROPERTY HELD FOR FUTURE US	\$0	N46	0	0	0	0	0	0	O.K.

EAST PLAINS TELECOM

***** FCC PART 69 ***** IntraLATA Investment Detail		Part 36 IntraLATA Total	Source or Apportion	Common Line	Local Switching	Information	Common Transport	Billing and Collection	Other	
(A)	(B)	(C)	(D)	(E)	(F)	(G)	(H)	(I)		
161	PLANT UNDER CONSTRUCTION:									
162										
163	Short-term	\$0	N46	\$0	\$0	\$0	\$0	\$0	\$0	O.K.
164	Long-term	79,471	N46	31,558	16,620	0	30,017	0	1,276	O.K.
165										
166	Total Pl. Under Const.	\$79,471		\$31,558	\$16,620	\$0	\$30,017	\$0	\$1,276	O.K.
167										
168										
169	TELEPHONE PLANT ADJUSTMENT	\$0	N46	\$0	\$0	\$0	\$0	\$0	\$0	O.K.
170										
171	CLASS B RTB STOCK	\$0	N37	\$0	\$0	\$0	\$0	\$0	\$0	O.K.
172										
173	MATERIALS AND SUPPLIES	\$0	N37	\$0	\$0	\$0	\$0	\$0	\$0	O.K.
174										
175	CASH WORKING CAPITAL	\$7,676	N37	\$3,048	\$1,605	\$0	\$2,899	\$0	\$123	O.K.
176										
177	EQUAL ACCESS INVESTMENT	\$0	Direct	\$0	\$0	\$0	\$0	\$0	\$0	O.K.

EAST PLAINS TELECOM

***** FCC PART 69 *****									
IntraLATA									
Reserves and Deferrals									
(A)	(B)	(C)	(D)	(E)	(F)	(G)	(H)	(I)	
	Part 36 IntraLATA Total	Source or Apportion	Common Line	Local Switching	Information	Common Transport	Billing and Collection	Other	
13	ACCUM. DEPRECIATION, TPIS:								
14									
15	\$47,640	N28	\$4,427	\$14,990	\$0	\$27,073	\$0	\$1,151	O.K.
16	119,521	L44	0	110,756	0	8,765	0	0	O.K.
17	0	L32	0	0	0	0	0	0	O.K.
18	60,965	L68	17,786	0	0	42,534	0	645	O.K.
19	0	L78	0	0	0	0	0	0	O.K.
20	349,464	L117	223,773	0	0	118,051	0	7,640	O.K.
21	0	N37	0	0	0	0	0	0	O.K.
22									
23	\$577,590		\$245,985	\$125,746	\$0	\$196,423	\$0	\$9,436	O.K.
24									
25	ACCUM. AMORTIZATION:								
26									
27	\$0	N37	\$0	\$0	\$0	\$0	\$0	\$0	O.K.
28	0	N37	\$0	\$0	\$0	\$0	\$0	\$0	O.K.
29	13,015	N37	\$5,168	\$2,722	\$0	\$4,916	\$0	\$209	O.K.
30	0	N37	\$0	\$0	\$0	\$0	\$0	\$0	O.K.
31									
32	\$13,015		\$5,168	\$2,722	\$0	\$4,916	\$0	\$209	O.K.
33									
34	\$590,605		\$251,154	\$128,467	\$0	\$201,339	\$0	\$9,645	O.K.
35									
36									
37	ACCUM. DEF. INC. TAXES, NET:								
38									
39	\$0	N28	\$0	\$0	\$0	\$0	\$0	\$0	O.K.
40	0	L44	0	0	0	0	0	0	O.K.
41	0	L32	0	0	0	0	0	0	O.K.
42	0	L68	0	0	0	0	0	0	O.K.
43	0	L78	0	0	0	0	0	0	O.K.
44	0	L117	0	0	0	0	0	0	O.K.
45	0	N37	0	0	0	0	0	0	O.K.
46									
47	\$0		\$0	\$0	\$0	\$0	\$0	\$0	O.K.

EAST PLAINS TELECOM

***** FCC PART 69 ***** Apportionment Factors		Part 36 IntraLATA Total	Source	Common Line	Local Switching	Information	Common Transport	Billing and Collection	Other	
(A)	(B)	(C)	(D)	(E)	(F)	(G)	(H)	(I)		
13	Central Office Equipment	\$466,256	L70	\$65,840	\$222,932	\$0	\$175,095	\$0	\$2,389	O.K.
14	Info. Orig./Term. Eqpt.	0	L78	0	0	0	0	0	0	O.K.
15	C&W Facilities	673,591	L117	431,321	0	0	227,543	0	14,727	O.K.
16										
17	Total	\$1,139,847		\$497,161	\$222,932	\$0	\$402,638	\$0	\$17,115	O.K.
18	Factor	1.000000		0.436165	0.195561	0.000000	0.353239	0.000000	0.015016	O.K.
19										
20	Sum: Sw., Trans., Other	\$642,686	17	\$0	\$222,932	\$0	\$402,638	\$0	\$17,115	O.K.
21	Factor	1.000000		0.000000	0.346876	0.000000	0.626493	0.000000	0.026631	O.K.
22										
23	Central Office Equipment	\$466,256	L70	\$65,840	\$222,932	\$0	\$175,095	\$0	\$2,389	O.K.
24	Info. Orig./Term. Eqpt.	0	L78	0	0	0	0	0	0	O.K.
25	C&WF, Excl. Exch. Message	242,270	L117-83	0	0	0	227,543	0	14,727	O.K.
26										
27	Total	\$708,526		\$65,840	\$222,932	\$0	\$402,638	\$0	\$17,115	O.K.
28	Factor	1.000000		0.092925	0.314642	0.000000	0.568276	0.000000	0.024156	O.K.
29										
30	General Support Facilities	\$146,381	L25	\$13,602	\$46,058	\$0	\$83,185	\$0	\$3,536	O.K.
31	Central Office Equipment	466,256	13	65,840	222,932	0	175,095	0	2,389	O.K.
32	Info. Orig./Term. Eqpt.	0	14	0	0	0	0	0	0	O.K.
33	C&W Facilities	673,591	15	431,321	0	0	227,543	0	14,727	O.K.
34	Equal Access Investment	0	L177	0	0	0	0	0	0	O.K.
35										
36	Total	\$1,286,228		\$510,764	\$268,990	\$0	\$485,823	\$0	\$20,651	O.K.
37	Factor	1.000000		0.397102	0.209131	0.000000	0.377712	0.000000	0.016056	O.K.
38										
39	Sum: Com. Ln., Sw., Trans.	\$1,265,576	36	\$510,764	\$268,990	\$0	\$485,823	\$0	\$0	O.K.
40	Factor	1.000000		0.403582	0.212543	0.000000	0.383875	0.000000	0.000000	O.K.
41										
42	COE Cat. 2 Factor	1.000000	Direct	0.000000	0.000000	0.000000	1.000000	0.000000	0.000000	O.K.
43	IOT Cat. 1 Factor	1.000000	Direct	1.000000	0.000000	0.000000	0.000000	0.000000	0.000000	O.K.
44										
45	Total TPIS	\$1,299,958	K26	\$516,216	\$271,861	\$0	\$491,009	\$0	\$20,872	O.K.
46	Factor	1.000000		0.397102	0.209131	0.000000	0.377712	0.000000	0.016056	O.K.

EAST PLAINS TELECOM

***** FCC PART 69 ***** Apportionment Factors		Part 36 IntraLATA Total	Source	Common Line	Local Switching	Information	Common Transport	Billing and Collection	Other	
(A)	(B)	(C)	(D)	(E)	(F)	(G)	(H)	(I)		
60 Interstate Equiv. Factor	0.000000	Direct	0.000000	0.000000	0.000000	0.000000	0.000000	0.000000	0.000000	O.K.
61 Wtd. Std. Work Seconds	1.000000	Direct	1.000000	0.000000	0.000000	0.000000	0.000000	0.000000	0.000000	O.K.
62										
63 "BIG THREE" Expenses	\$75,862	O171	\$18,033	\$12,653	\$0	\$28,753	\$15,587	\$836	O.K.	
64 Factor	1.000000		0.237707	0.166794	0.000000	0.379012	0.205468	0.011018		(0)
65										
66 Net Investment	\$796,500	J13	\$299,669	\$161,619	\$0	\$322,587	\$0	\$12,626	O.K.	
67 Factor	1.000000		0.376232	0.202911	0.000000	0.405006	0.000000	0.015852	O.K.	

EAST PLAINS TELECOM

***** FCC PART 69 ***** Operating Expenses and Taxes	Part 36 IntraLATA Total	Apportion	Common Line	Local Switching	Information	Common Transport	Billing and Collection	Other	
(A)	(B)	(C)	(D)	(E)	(F)	(G)	(H)	(I)	
13 PLANT SPEC. OPER. EXPENSE:									
14									
15 Network Support, Alloc.	\$20	N37	\$8	\$4	\$0	\$8	\$0	\$0	O.K.
16 Network Support, Direct	0	Direct	0	0	0	0	0	0	O.K.
17									
18 Total Network Support Exp.	\$20		\$8	\$4	\$0	\$8	\$0	\$0	O.K.
19									
20 General Support, Alloc.	\$10,563	N30	\$982	\$3,324	\$0	\$6,003	\$0	\$255	O.K.
21 General Support, Direct	0	Direct	0	0	0	0	0	0	O.K.
22									
23 Total General Support Exp.	\$10,563		\$982	\$3,324	\$0	\$6,003	\$0	\$255	O.K.
24									
25 Central Office Eq., Alloc.	\$16,034	N31	\$2,264	\$7,667	\$0	\$6,021	\$0	\$82	O.K.
26 Central Office Eq., Direct	4,432	Direct	0	0	0	4,432	0	0	O.K.
27									
28 Total COE Exp.	\$20,466		\$2,264	\$7,667	\$0	\$10,453	\$0	\$82	O.K.
29									
30 Cust. Premises Equip.	\$0	L76	\$0	\$0	\$0	\$0	\$0	\$0	O.K.
31 Other IOT	0	N43	0	0	0	0	0	0	O.K.
32 IOT Direct	0	Direct	0	0	0	0	0	0	O.K.
33									
34 Total IOT Exp.	\$0		\$0	\$0	\$0	\$0	\$0	\$0	O.K.
35									
36 Cable & Wire, Alloc.	\$17,419	N33	\$11,154	\$0	\$0	\$5,884	\$0	\$381	O.K.
37 Cable & Wire, Direct	3,408	Direct	0	0	0	3,408	0	0	O.K.
38									
39 Total C&WF Exp.	\$20,827		\$11,154	\$0	\$0	\$9,292	\$0	\$381	O.K.
40									
41 TOTAL PLT. SPEC. OPER. EXP.	\$51,877		\$14,408	\$10,994	\$0	\$25,756	\$0	\$718	O.K.
42									
43 TOTAL PLT. SPEC., ex SUPPORT	\$41,294		\$13,418	\$7,667	\$0	\$19,746	\$0	\$463	O.K.

EAST PLAINS TELECOM

***** FCC PART 69 ***** Operating Expenses and Taxes	Part 36 IntraLATA Total	Apportion	Common Line	Local Switching	Information	Common Transport	Billing and Collection	Other	
(A)	(B)	(C)	(D)	(E)	(F)	(G)	(H)	(I)	
57 NON-SPECIFIC OPER. EXP.:									
58									
59 Oth. Plt. and Equip., Alloc.	\$244	N18	\$106	\$48	\$0	\$86	\$0	\$4	O.K.
60 Oth. Plt. and Equip., Direct	0	Direct	0	0	0	0	0	0	O.K.
61									
62 Total Oth. Plt. & Equip.	\$244		\$106	\$48	\$0	\$86	\$0	\$4	O.K.
63									
64 Network Operations, Alloc.	\$7,217	N18	\$3,148	\$1,412	\$0	\$2,549	\$0	\$108	O.K.
65 Network Operations, Direct	0	Direct	0	0	0	0	0	0	O.K.
66									
67 Total Network Oper. Exp.	\$7,217		\$3,148	\$1,412	\$0	\$2,549	\$0	\$108	O.K.
68									
69 Total Access Expenses	\$0	Direct	\$0	\$0	\$0	\$0	\$0	\$0	O.K.
70									
71 Depr., Support Assets	\$7,588	L23	\$705	\$2,387	\$0	\$4,312	\$0	\$183	O.K.
72 Depr., COE Switching	35,529	L44	0	32,923	0	2,606	0	0	O.K.
73 Depr., COE Operator	0	L32	0	0	0	0	0	0	O.K.
74 Depr., COE Transmission	9,962	L68	2,906	0	0	6,950	0	105	O.K.
75 Depr., IOT Equipment	0	L78	0	0	0	0	0	0	O.K.
76 Depr., C&W Facilities	38,507	L117	24,657	0	0	13,008	0	842	O.K.
77 Depr., PHFU	0	L147	0	0	0	0	0	0	O.K.
78									
79 Total Depreciation Expense	\$91,585		\$28,268	\$35,311	\$0	\$26,875	\$0	\$1,131	O.K.
80									
81 Amort., Tangible Assets	\$0	L141	\$0	\$0	\$0	\$0	\$0	\$0	O.K.
82 Amort., Intangible Assets	0	L144	0	0	0	0	0	0	O.K.
83 Other Amortization	0	Direct	0	0	0	0	0	0	O.K.
84 Direct Assigned Amort.	0	Direct	0	0	0	0	0	0	O.K.
85									
86 Total Amortization Exp.	\$0		\$0	\$0	\$0	\$0	\$0	\$0	O.K.
87									
88 Total Depr. and Amort.	\$91,585		\$28,268	\$35,311	\$0	\$26,875	\$0	\$1,131	O.K.
89									
90 TOTAL NON-SPEC. OPER. EXP.	\$99,046		\$31,523	\$36,770	\$0	\$29,511	\$0	\$1,243	O.K.

EAST PLAINS TELECOM

***** FCC PART 69 *****									
Operating Expenses and Taxes	Part 36 IntraLATA Total	Apportion	Common Line	Local Switching	Information	Common Transport	Billing and Collection	Other	
(A)	(B)	(C)	(D)	(E)	(F)	(G)	(H)	(I)	
104	CUSTOMER OPERATIONS EXPENSE:								
105									
106	Marketing, Allocable		\$125	\$66	\$0	\$119	\$0	\$5	O.K.
107	Marketing, Direct	N37 Direct	0	0	0	0	0	0	O.K.
108									
109	Total Marketing Expense		\$125	\$66	\$0	\$119	\$0	\$5	O.K.
110									
111	Operator Service, Alloc.		\$0	\$0	\$0	\$0	\$0	\$0	O.K.
112	Operator Service, Direct	N61 Direct	0	0	0	0	0	0	O.K.
113									
114	Total Operator Service		\$0	\$0	\$0	\$0	\$0	\$0	O.K.
115									
116	Classified Directory		\$0	\$0	\$0	\$0	\$0	\$0	O.K.
117	Alphabetical Directory	(F)	0	0	0	0	0	0	O.K.
118	Foreign Directory	Direct	0	0	0	0	0	0	O.K.
119									
120	Total Directory		\$0	\$0	\$0	\$0	\$0	\$0	O.K.
121									
122	Bus. Ofc., EU Presubscription	N40	\$246	\$130	\$0	\$234	\$0	\$0	O.K.
123	Bus. Ofc., Reserved	(I)	0	0	0	0	0	0	O.K.
124	Bus. Ofc., EU Access PL & All Other	(H)	0	0	0	0	0	0	O.K.
125	Bus. Ofc., EU Message	(H)	0	0	0	0	5,025	0	O.K.
126	Bus. Ofc., EU Reserved	(I)	0	0	0	0	0	0	O.K.
127	Bus. Ofc., IX Special Access	(I)	0	0	0	0	0	0	O.K.
128	Bus. Ofc., IX Switched Access	N40	0	0	0	0	0	0	O.K.
129	Bus. Ofc., IX Billing and Collection	(H)	0	0	0	0	0	0	O.K.
130	Bus. Ofc., Coin Collection & Administr.	(D)	0	0	0	0	0	0	O.K.
131	Bus. Ofc., Reserved	(I)	0	0	0	0	0	0	O.K.
132									
133	Total Business Office		\$5,635	\$246	\$130	\$234	\$5,025	\$0	O.K.
134									
135	Cust. Serv., Msg. Process	(H)	\$2,660	0	0	0	2,660	0	O.K.
136	Cust. Serv., Other B&C	(H)	7,902	0	0	0	7,902	0	O.K.
137	Cust. Serv., CABS	N21	12	4	0	8	0	0	O.K.
138	Cust. Serv., EU Common Line	(H)	0	0	0	0	0	0	O.K.
139									
140	Total Customer Service		\$10,574	\$4	\$0	\$8	\$10,562	\$0	O.K.
141									
142	Total BO, CS, OS, Dir.		\$16,209	\$246	\$134	\$242	\$15,567	\$0	O.K.

EAST PLAINS TELECOM

***** FCC PART 69 *****		Part 36		Common		Local		Common		Billing and		Other	
Operating Expenses and Taxes		IntraLATA	Apportion	Line	Switching	Information	Transport	Collection					
(A)	(B)	(C)	(D)	(E)	(F)	(G)	(H)	(I)					
158	Other Cust. Serv., Alloc.	\$0	142	\$0	\$0	\$0	\$0	\$0	\$0	\$0	\$0	\$0	O.K.
159	Other Cust. Serv., Direct	0	Direct	0	0	0	0	0	0	0	0	0	O.K.
160													
161	Total Other Cust. Serv.	\$0		\$0	\$0	\$0	\$0	\$0	\$0	\$0	\$0	\$0	O.K.
162													
163	TOTAL CUSTOMER OPER. EXP.	\$16,524		\$371	\$200	\$0	\$361	\$15,587	\$5				O.K.
164													
165	"BIG-THREE" EXPENSES:												
166													
167	Total Plt. Specific Exp.	\$51,877	41	\$14,408	\$10,994	\$0	\$25,756	\$0	\$718				O.K.
168	Total PII Non-specific Exp.	7,461	62 + 67 +69	3,254	1,459	0	2,636	0	112				O.K.
169	Total Customer Operatlons	16,524	163	371	200	0	361	15,587	5				O.K.
170													
171	TOTAL "BIG THREE" EXPENSES	\$75,862		\$18,033	\$12,653	\$0	\$28,753	\$15,587	\$836				O.K.
172													
173	CORPORATE OPERATIONS EXPENSE:												
174													
175	Exec. and Planning, Alloc.	\$886	N64	\$211	\$148	\$0	\$336	\$182	\$10				O.K.
176	Exec. and Planning, Direct	0	Direct	0	0	0	0	0	0				O.K.
177													
178	Total Exec. and Planning	\$886		\$211	\$148	\$0	\$336	\$182	\$10				O.K.
179													
180	Admin. & General, Allocable	\$27,242	N64	\$6,476	\$4,544	\$0	\$10,325	\$5,597	\$300				O.K.
181	Admin. & General, Direct	45,014	Direct	13,657	9,583	0	21,774	0	0				O.K.
182													
183	Total Admin. and Gen.	\$72,256		\$20,133	\$14,127	\$0	\$32,099	\$5,597	\$300				O.K.
184													
185	TOTAL CORPORATE OPERATIONS	\$73,142		\$20,343	\$14,275	\$0	\$32,435	\$5,779	\$310				O.K.
186													
187	NON-INCOME TAXES:												
188													
189	Non-income Taxes, Allocable	\$0	N37	\$0	\$0	\$0	\$0	\$0	\$0				O.K.
190	Non-income Taxes, Direct	2,130	Direct	860	453	0	817	0	0				O.K.
191													O.K.
192													
193	Total Non-income Taxes	\$2,130		\$860	\$453	\$0	\$817	\$0	\$0				O.K.
194													
195	TOTAL OPER. EXP. AND TAXES	\$242,719		\$67,505	\$62,692	\$0	\$88,879	\$21,367	\$2,276				O.K.

SOUTH DAKOTA PUC INTRASTATE ACCESS COST MODEL

COMPANY NAME EAST PLAINS TELECOM
 PERIOD ADDRESSED ENDING DECEMBER 31, 2001
 RUN DATE AND TIME 29-Aug-2003 10:59:47 AM

NOTES: SEE SHEET "G" TO INPUT PART 36 ALLOCATION FACTORS.

Intrastate

***** FCC PART 36 ***** ----- (A)	TOTAL COMPANY (B)	Source/ Allocator (C)	Interstate and Other (D)	Message Telephone Service		Private Line		TOTAL INTRASTATE (I)
				InterLATA	IntraLATA	InterLATA	IntraLATA	
				(E)	(F)	(G)	(H)	
PLANT INVESTMENT DETAIL:								
21 Land, Allocable	27,796	---	---	---	---	---	---	---
22 Land, Direct	0	---	0	0	0	0	0	0
23 Motor Vehicles	35,579	---	---	---	---	---	---	---
24 Aircraft	0	---	---	---	---	---	---	---
25 Special Purpose Vehicles	38,608	---	---	---	---	---	---	---
26 Garage Work Equipment	0	---	---	---	---	---	---	---
27 Other Work Equipment	6,200	---	---	---	---	---	---	---
28 Buildings, Allocable	381,897	---	---	---	---	---	---	---
29 Buildings, Direct	0	---	0	0	0	0	0	0
30 Furniture	395	---	---	---	---	---	---	---
31 Office Equipment	65,464	---	---	---	---	---	---	---
32 General Purpose Computers	0	---	---	---	---	---	---	---
33 CAT 1 Oper. Sys., TSPS	0	---	---	---	---	---	---	---
34 CAT 1 Oper. Sys., Other TSPS	0	---	---	---	---	---	---	---
35 CAT 1 Oper. Sys., Aux. Pos.	0	---	---	---	---	---	---	---
36 CAT 1 Oper. Sys., Other	0	---	0	0	0	0	0	0
37 CAT 2 Tandem Sw. Allocable	64,372	---	---	---	---	---	---	---
38 CAT 2 Tandem Sw. Direct	0	---	0	0	0	0	0	0
39 CAT 3 Local Sw. Allocable	989,630	---	---	---	---	---	---	---
40 CAT 3 Local Sw. Direct	0	---	0	0	0	0	0	0
41 CAT 4.12 Exchange Trunk	230,221	---	---	---	---	---	---	---
42 CAT 4.12 Exch. Tr. Direct	0	---	0	0	0	0	0	0
43 CAT 4.13 Exch. Ln. Msg., PL & WATS	268,778	---	---	---	---	---	---	---
44 Reserved	0	---	---	---	---	---	---	---
45 CAT 4.13 Direct	0	---	0	0	0	0	0	0
46 CAT 4.23 Message, PL & WATS	344,954	---	---	---	---	---	---	---
47 Reserved	0	---	---	---	---	---	---	---
48 CAT 4.23 Direct	3,760	---	3,539	0	0	0	221	221
49 CAT 4.3 H/R Message	0	---	---	---	---	---	---	---
50 CAT 4.3 WATS	0	---	0	0	0	0	0	0
51 CAT 4.3 Direct	0	---	0	0	0	0	0	0
52 CAT 1 Other IOT Equipment	0	---	---	---	---	---	---	---
53 CAT 1 Coinless Pay Phones	0	---	0	0	0	0	0	0

SOUTH DAKOTA PUC INTRASTATE ACCESS COST MODEL

EAST PLAINS TELECOM
ENDING DECEMBER 31, 2001

Intrastate

***** FCC PART 36 *****	TOTAL COMPANY	Source/ Allocator	Interstate and Other	Message Telephone Service		Private Line		TOTAL INTRASTATE
				InterLATA	IntraLATA	InterLATA	IntraLATA	
(A)	(B)	(C)	(D)	(E)	(F)	(G)	(H)	(I)
70 CAT 2 CP Equipment	0	---	0	0	0	0	0	0
71 Reserved	0	---	---	---	---	---	---	---
72 Reserved	0	---	---	---	---	---	---	---
73 CAT 1.3 Joint Msg., Cat. 1.1 & 1.2 PL	1,760,785	---	---	---	---	---	---	---
74 Other CAT 1 C&WF	0	---	0	0	0	0	0	0
75 CAT 2 C&WF	164,732	---	---	---	---	---	---	---
76 CAT 2 C&WF, Wideband	0	---	0	0	0	0	0	0
77 CAT 3 Joint Message & PL/WATS	498,793	---	---	---	---	---	---	---
78 Reserved	0	---	---	---	---	---	---	---
79 CAT 3 Direct	2,993	---	2,466	0	0	0	527	527
80 CAT 4 Message	0	---	---	---	---	---	---	---
81 CAT 4 WATS	0	---	0	0	0	0	0	0
82 CAT 4 Direct	0	---	0	0	0	0	0	0
83 Allocable Support Leases	0	---	---	---	---	---	---	---
84 Direct Support Leases	0	---	0	0	0	0	0	0
85 COE Operator	0	---	---	---	---	---	---	---
86 COE Tandem Switch	0	---	---	---	---	---	---	---
87 COE Local Switch	0	---	---	---	---	---	---	---
88 COE Transmission	0	---	---	---	---	---	---	---
89 COE Direct	0	---	0	0	0	0	0	0
90 IOT Leases	0	---	0	0	0	0	0	0
91 C&WF Leases	0	---	0	0	0	0	0	0
92 Leasehold Imp. Land etc.	0	---	---	---	---	---	---	---
93 Leasehold Imp. COE Switching	0	---	---	---	---	---	---	---
94 Leasehold Imp. COE Operator	0	---	---	---	---	---	---	---
95 Leasehold Imp. COE Trans.	0	---	---	---	---	---	---	---
96 Leasehold Imp. IOT	0	---	0	0	0	0	0	0
97 Leasehold Imp. C&WF	0	---	0	0	0	0	0	0
98 Leasehold Imp. Other	0	---	0	0	0	0	0	0
99 Allocable Acct. No. 2690	43,142	---	---	---	---	---	---	---
100 Direct Acct. No. 2690	2,371	---	0	0	2,371	0	0	2,371
101 Materials and Supplies	0	---	---	---	---	---	---	---
102 RTB Stock	0	---	---	---	---	---	---	---
103 Tele. Pll. Adjust. - Alloc.	0	---	---	---	---	---	---	---
104 Tele. Pll. Adjust. - Direct	0	---	0	0	0	0	0	0
105 Other Assets, Net	0	---	0	0	0	0	0	0
106 Other Liab., Def. Cr., Net	0	---	0	0	0	0	0	0

SOUTH DAKOTA PUC INTRASTATE ACCESS COST MODEL

EAST PLAINS TELECOM
ENDING DECEMBER 31, 2001

Intrastate

***** FCC PART 36 *****	TOTAL COMPANY	Source/ Allocator	Interstate and Other	Intrastate				TOTAL INTRASTATE
				Message Telephone Service		Private Line		
				InterLATA	IntraLATA	InterLATA	IntraLATA	
(A)	(B)	(C)	(D)	(E)	(F)	(G)	(H)	(I)
123 TPUC -- Short Term, Alloc.	0	---	---	---	---	---	---	---
124 TPUC -- Short Term, Direct	0	---	0	0	0	0	0	0
125 TPUC -- Long Term, Alloc.	301,418	---	---	---	---	---	---	---
126 TPUC -- Long Term, Direct	0	---	0	0	0	0	0	0
127								
128 RESERVES AND DEFERRALS:								
129 Acc. Depr. Support Assets	180,932	---	---	---	---	---	---	---
130 Acc. Depr. COE Switching	523,644	---	---	---	---	---	---	---
131 Acc. Depr. COE Operator	0	---	---	---	---	---	---	---
132 Acc. Depr. COE Transmission	229,000	---	---	---	---	---	---	---
133 Acc. Depr. IOT Equipment	0	---	---	---	---	---	---	---
134 Acc. Depr. Cable and Wire Facilities	1,259,302	---	---	---	---	---	---	---
135 Acc. Depr. Other Plant	0	---	0	0	0	0	0	0
136 Accum. Amort., Tangible Inv.	0	---	---	---	---	---	---	---
137 Accum. Amort., Inlang. Inv.	43,142	---	---	---	---	---	---	---
138 Accum. Amort., Other	0	---	0	0	0	0	0	0
139 Acc. Def. IT Support Assets	0	---	---	---	---	---	---	---
140 Acc. Def. IT COE Switching	0	---	---	---	---	---	---	---
141 Acc. Def. IT COE Operator	0	---	---	---	---	---	---	---
142 Acc. Def. IT COE Trans.	0	---	---	---	---	---	---	---
143 Acc. Def. IT IOT Equipment	0	---	---	---	---	---	---	---
144 Acc. Def. IT C&WF	0	---	---	---	---	---	---	---
145 Acc. Def. IT Unclassified	0	---	0	0	0	0	0	0
146								
147 OPERATING EXPENSES AND TAXES:								
148 Network Support, Alloc.	76	---	---	---	---	---	---	---
149 Network Support, Direct	0	---	0	0	0	0	0	0
150 General Support, Alloc.	40,118	---	---	---	---	---	---	---
151 General Support, Direct	0	---	0	0	0	0	0	0
152 Central Office Eq., Alloc.	65,399	---	---	---	---	---	---	---
153 Central Office Eq., Direct	9,708	---	5,276	0	4,432	0	0	4,432
154 Cust. Premises Equip.	0	---	---	---	---	---	---	---
155 Coinless Pay Phone Exp.	0	---	---	---	---	---	---	---
156 Other IOT	0	---	---	---	---	---	---	---
157 IOT Direct	0	---	0	0	0	0	0	0
158 Cable & Wire, Alloc.	62,771	---	---	---	---	---	---	---
159 Cable & Wire, Direct	7,470	---	4,062	0	3,408	0	0	3,408

SOUTH DAKOTA PUC INTRASTATE ACCESS COST MODEL

EAST PLAINS TELECOM
ENDING DECEMBER 31, 2001

Intrastate

***** FCC PART 36 *****	TOTAL COMPANY	Source/ Allocator	Interstate and Other	Intrastate				TOTAL INTRASTATE
				Message Telephone Service		Private Line		
				InterLATA	IntraLATA	InterLATA	IntraLATA	
(A)	(B)	(C)	(D)	(E)	(F)	(G)	(H)	(I)
176 Oth. Plt. and Equip., Alloc.	925	---	---	---	---	---	---	---
177 Oth. Plt. and Equip., Direct	0	---	0	0	0	0	0	0
178 Network Operations, Alloc.	27,411	---	---	---	---	---	---	---
179 Network Operations, Direct	0	---	0	0	0	0	0	0
180 Total Access Expense	102,223	---	102,223	0	0	0	0	0
181 Depr., Support Assets	28,817	---	---	---	---	---	---	---
182 Depr., COE Switching	155,659	---	---	---	---	---	---	---
183 Depr., COE Operator	0	---	---	---	---	---	---	---
184 Depr., COE Transmission	37,418	---	---	---	---	---	---	---
185 Depr., IOT Equipment	0	---	---	---	---	---	---	---
186 Depr., C&W Facilities	138,760	---	---	---	---	---	---	---
187 Amort., Tangible Assets	0	---	---	---	---	---	---	---
188 Amort., Intangible Assets	0	---	---	---	---	---	---	---
189 Other Amortization	0	---	0	0	0	0	0	0
190 Direct Assigned Amort.	0	---	0	0	0	0	0	0
191 Marketing, Allocable	759	---	---	---	---	---	---	---
192 Marketing, Direct	0	---	0	0	0	0	0	0
193 Operator Service, Alloc.	0	---	---	---	---	---	---	---
194 Operator Service, Direct	0	---	0	0	0	0	0	0
195 Classified Directory	0	---	0	0	0	0	0	0
196 Alphabetical Directory	0	---	---	---	---	---	---	---
197 Foreign Directory	0	---	---	---	---	---	---	---
198 Bus. Ofc., EU Presubscription	1,220	---	---	---	---	---	---	---
199 Bus. Ofc., EU MTS & WATS	10,741	---	---	---	---	---	---	---
200 Bus. Ofc., EU Access, P/L & all Other	22,349	---	---	---	---	---	---	---
201 Bus. Ofc., IXC Special Access	0	---	---	---	---	---	---	---
202 Bus. Ofc., IXC Switched Access	0	---	---	---	---	---	---	---
203 Bus. Ofc., IXC B & C Services	0	---	---	---	---	---	---	---
204 Coin Collect & Admin.	2,240	---	---	---	---	---	---	---
205 Cust. Svc., Direct	0	---	0	0	0	0	0	0
206 Cust. Serv., Msg. Process	3,869	---	---	---	---	---	---	---
207 Cust. Serv., Other B&C	30,465	---	---	---	---	---	---	---
208 Cust. Serv., CABS	24	---	---	---	---	---	---	---
209 Cust. Serv., EU Common Line	1,603	---	1,603	0	0	0	0	0
210 Other Cust. Serv., Alloc.	0	---	---	---	---	---	---	---
211 Other Cust. Serv., Direct	66	---	66	0	0	0	0	0
212 Exec. and Planning, Alloc.	3,353	---	---	---	---	---	---	---
213 Exec. and Planning, Direct	0	---	0	0	0	0	0	0

SOUTH DAKOTA PUC INTRASTATE ACCESS COST MODEL

EAST PLAINS TELECOM
ENDING DECEMBER 31, 2001

		Intrastate										
		TOTAL COMPANY	Source/ Allocator	Interstate and Other	Message Telephone Service		Private Line		TOTAL INTRASTATE			
***** FCC PART 36 *****	(A)				(B)	(C)	(D)	InterLATA		IntraLATA	InterLATA	IntraLATA
230	Admin. & General, Allocable	103,084	---	---	---	---	---	---	---	---	---	---
231	Admin. & General, Direct	52,763	---	7,749	---	0	45,014	---	0	---	0	45,014
232	Non-Income Taxes, Allocable	0	---	---	---	---	---	---	---	---	---	---
233	Non-Income Taxes, Direct	2,250	---	120	---	0	2,130	---	0	---	0	2,130
234												
235	OTHER INCOME STATEMENT:											
236	State Income Tax Rate	0.00%	---	---	---	---	---	---	---	---	---	---
237	Federal Income Tax Rate	34.00%	---	---	---	---	---	---	---	---	---	---
238	Gross Receipts Tax Rate	5.00%	---	---	---	---	---	---	---	---	---	---
239	Rate of Return	10.00%	---	---	---	---	---	---	---	---	---	---
240	AFUDC	0	---	---	---	---	---	---	---	---	---	---
241	ITC Amortization	0	---	---	---	---	---	---	---	---	---	---
242	Other Return Adjustments	0	---	0	---	0	0	---	0	---	0	0
243	Contributions	0	---	---	---	---	---	---	---	---	---	---
244	Interest Expense	143,491	---	---	---	---	---	---	---	---	---	---
245	Capital Lease Expense	0	---	---	---	---	---	---	---	---	---	---
246	Capitalized Payroll taxes	0	---	---	---	---	---	---	---	---	---	---
247	Depreciation Adjustment	0	---	---	---	---	---	---	---	---	---	---
248	Other Income Adjustments	0	---	0	---	0	0	---	0	---	0	0
249	Uncollectibles	0	---	0	---	0	0	---	0	---	0	0
250	Other Revenue Adjustments	0	---	0	---	0	0	---	0	---	0	0
251	Other Revenue Taxes	0	---	0	---	0	0	---	0	---	0	0
252												

SOUTH DAKOTA PUC INTRASTATE ACCESS COST MODEL

EAST PLAINS TELECOM
ENDING DECEMBER 31, 2001

***** FCC PART 36 *****		TOTAL COMPANY	Source/ Allocator	Interstate				Intrastate		TOTAL INTRASTATE
				Other	Private Line		Private Line			
(A)	(B)	(C)	(D)	InterLATA (E)	IntraLATA (F)	InterLATA (G)	IntraLATA (H)	(I)		
271 Working Loops	1,240	---	15	0	0	0	10	10		
272 Equivalent Interexchange Cct. Miles	4,117	---	0	0	0	0	0	0		
273 Interexchange Circuit Terminations	173	---	0	0	0	0	0	0		



**SOUTH DAKOTA
PUBLIC UTILITIES COMMISSION**

500 East Capitol Avenue
Pierre, South Dakota 57501-5070
www.state.sd.us/puc

Bob Sahr, Chair
Gary Hanson, Vice-Chair
Jim Burg, Commissioner

Capitol Office
(605) 773-3201
(605) 773-3809 fax

Transportation/Warehouse
(605) 773-5280
(605) 773-3225 fax

Consumer Hotline
1-800-332-1782

RECEIVED

SEP 02 2003

**SOUTH DAKOTA PUBLIC
UTILITIES COMMISSION**

MEMORANDUM

TO: Commissioners Sahr, Hanson and Burg

FROM: Keith Senger *KAS*

RE: TC02-072 – East Plains Telecom, Inc., Intrastate Switched Access Revenue Requirement

DATE: September 2, 2003

On June 20, 2002, East Plains Telecom, Inc. (East Plains) filed an Intrastate Switched Access Cost Study pursuant to the administrative rules and based on the twelve months ended December 31, 2001. The cost study submitted by East Plains developed a revenue requirement of \$341,542. East Plains' access minutes of use for 2001 were 3,785,446. East Plains is a member of the Local Exchange Carrier Association (LECA). As a member of LECA, East Plains' revenue requirement and intrastate switched access minutes of use are part of the total revenue requirement and total intrastate switched access minutes of use used in the determination of the Carrier Common Line, Local Switching, and Common Transport rate elements for LECA.

On June 27, 2002, the Commission electronically transmitted notice of the filing and the intervention deadline of July 12, 2002, to interested individuals and entities. On July 9, 2002, the Commission received a Petition to Intervene from S&S Communications (S&S). On July 23, 2002, the Commission granted S&S's Intervention and ordered East Plains to deposit an initial assessment of \$1000 in the SDPUC regulatory fee fund and to deposit any additional amounts as required by the executive director. On August 19, 2003, the Commission issued a summary disposition to dismiss S&S as an intervening party.

Staff has reviewed the cost study and supporting documentation and sent three data requests. East Plains responded to Staff data requests in a timely manner.

During this review, Staff requested East Plains to submit an amended Intrastate Switched Access Cost Study to adjust traffic factors not properly accounted for in the original filing. This amended cost study was filed on November 26, 2002 and decreased the revenue requirement to \$340,456.

Staff further requested East Plains to remove (1) \$1,372 for dues, contributions, etc, (2) \$6,739 of Global Crossing uncollectible expense, (3) to amortize non-recurring cost study expense of \$7,112 over three years and (4) to adjust the Dial Equipment Minutes, Subscriber Minutes and COE CAT 2 Minutes factors. On August 26, 2003, Staff and East Plains, through the LECA attorney Darla Rogers, agreed to all adjustments. On September 2, 2003, Splitrock Telecom submitted a final revised cost study that agrees with all of Staff's adjustments and further reduces the revenue requirement to \$335,462.

Staff recommends the Commission approve the adjusted revenue requirement of \$335,462 for East Plains Telecom, Inc.

C: Peter Rasmusson, Martin Group, Inc.
Don Snyders, East Plains Telecom, Inc.

**BEFORE THE PUBLIC UTILITIES COMMISSION
OF THE STATE OF SOUTH DAKOTA**

IN THE MATTER OF THE) ESTABLISHMENT OF SWITCHED) ACCESS REVENUE REQUIREMENT) FOR EAST PLAINS TELECOM, INC.))))	FINAL DECISION AND ORDER GRANTING MOTION TO DISMISS ON SUMMARY DISPOSITION; NOTICE OF ENTRY TC02-072
---	---

On June 20, 2002, East Plains Telecom, Inc. (Company) filed for approval by the Public Utilities Commission (Commission) its 2001 Intrastate Switched Access Cost Study. On June 27, 2002, the Commission electronically transmitted notice of the filing and the intervention deadline of July 12, 2002, to interested individuals and entities. On July 9, 2002, the Commission received a Petition to Intervene from S&S Communications (S&S). At its regularly scheduled meeting of July 23, 2002, the Commission granted intervention to S&S.

On July 11, 2003, Company filed a Motion to Dismiss and Motion for Extension of Time to Respond to Second Discovery Request (Company Motions). On July 24, 2003, S&S filed a Brief in Resistance to Motion to Dismiss and Motion for Extension of Time.

At its regular meeting on August 4, 2003, the Commission considered the Company Motions and voted unanimously to serve notice on the parties that S&S's Motion to Dismiss would be considered alternatively as a motion for summary judgment or as a motion to dismiss and to schedule the matter for hearing at the Commission's next regularly scheduled meeting on August 19, 2003. The Commission further voted unanimously to extend the time for Company's response to S&S's pending discovery requests until after decision on Company's Motion to Dismiss and the further order of the Commission. On August 8, 2003, the Commission issued a Notice of Intent to Consider Motion as One for Summary Judgment, Order for and Notice of Hearing; Order Extending Time for Response (Notice and Order) requesting the parties to file any affidavits or other proof demonstrating that a genuine issue of material fact exists or does not exist as to S&S's continuing interest in this proceeding sufficient to maintain party status, setting the matter for consideration and/or hearing on August 19, 2003, at 1:30 p.m. CDT at the Ramada Inn in Aberdeen, South Dakota, and extending the Company's time for response to discovery until after the issue of S&S's standing to maintain status as party is finally decided.

In response to the Commission's Notice and Order, on August 14, 2003, S&S filed an Affidavit of Les S. Sumption (Affidavit). On August 18, 2003, Company filed a Response of Companies Named in Above Dockets to Affidavit of Les S. Sumption. On August 19, 2003, the Commission, after hearing and considering the parties' filings and the arguments of counsel, voted unanimously (i) to decide that the assertions contained in the Affidavit were not sufficient to raise a genuine issue of material fact as to whether S&S continues to have an interest peculiar to it as opposed to an interest common to the public or the taxpayers in general and (ii) to grant Company's Motion to Dismiss. Accordingly, as its Final Decision on the Company's Motion to Dismiss and the Notice and Order, the Commission considering the Affidavit and the other documents and evidentiary showings in the record in the light most favorable to S&S, makes the following Findings of Fact, Conclusions of Law and Order.

FINDINGS OF FACT

1. On July 9, 2002, S&S filed a Petition to Intervene (Petition) with the Commission. At its regular meeting on July 23, 2002, the Commission voted unanimously to grant S&S's Motion to Intervene, and on August 7, 2002, the Commission issued an Order Granting Petition to Intervene. S&S has been a party to this proceeding since then.

2. The standards for intervention as a party in a proceeding before the Commission are set forth in SDCL 1-26-17.1 as follows:

A person who is not an original party to a contested case and whose pecuniary interests would be directly and immediately affected by an agency's order made upon the hearing may become a party to the hearing by intervention, if timely application therefor is made.

and in ARSD 20:10:01:15.05 as follows:

that by the outcome of the proceeding the petitioner will be bound and affected either favorably or adversely with respect to an interest peculiar to the petitioner as distinguished from an interest common to the public or to the taxpayers in general.

3. In the Petition, S&S based its assertion that its interest met these tests on the facts that "S&S is a switch-based interexchange carrier" that "provides both intra and interstate message telecommunications services to its subscribers" (Petition, ¶ 1), that to provide intrastate telecommunications services, S&S "requires . . . switched access services from the Rural Local Exchange Carriers in South Dakota" which include Company (Petition, ¶ 2), and that "[b]ecause S&S Communications purchases switched access services from [Company] any increase in the rates of such services will directly and immediately affect the pecuniary interests of S&S Communications as it will naturally affect S&S Communications' operating expenses." (Petition, ¶ 3).

4. On July 11, 2003, Company filed a Motion to Dismiss asserting that S&S no longer meets the standards for intervention set forth in SDCL 1-26-17.1 and ARSD 20:10:01:15.05 and therefore lacks standing to be a party in this case. The Company's basis for its motion is the Commission's decision in Docket No. TC02-166 to revoke S&S's certificate of authority to provide telecommunications services in South Dakota.

5. On August 8, 2003, the Commission issued a Notice of Intent to Consider Motion as One for Summary Judgment, Order for and Notice of Hearing; Order Extending Time for Response (Notice and Order) requesting the parties to file any affidavits or other proof demonstrating that a genuine issue of material fact exists or does not exist as to S&S's continuing interest in this proceeding sufficient to maintain intervenor party status.

6. The Commission takes official notice of the following matters of record in the Commission's files. On June 16, 2003, the Commission issued an Order to Show Cause and Notice of Hearing in Docket No. TC02-166 requiring S&S to appear and show cause as to why, *inter alia*, its certificate of authority to provide telecommunications services in South Dakota should not be revoked. On June 30 and July 2, 2003, the Commission held a contested case hearing on the Order to Show Cause. On July 2, 2003, following the conclusion of the evidentiary hearing and the arguments of the parties, the Commission unanimously voted to revoke S&S's certificate of authority to provide telecommunications services in South Dakota. On August 28, 2003, the Commission issued its Findings of Fact; Conclusions of Law; Notice of Entry of Order in Docket No. TC02-166 (TC02-166

Order). The TC02-166 Order was transmitted to S&S on August 29, 2003. In the TC02-166 Order, the Commission ordered *inter alia* that S&S's certificate of authority is revoked.

7. The Company's Motion to Dismiss and the Notice and Order provided sufficient notice to S&S of the Company's assertion of the Commission's action in Docket No. TC02-166 as a basis for the Commission's decision on the Motion to Dismiss to afford S&S a reasonable opportunity to refute the facts of record officially noticed in Finding 6 as provided for in SDCL 1-26-19(3).

8. The revocation of S&S's certificate of authority to provide intrastate interexchange services in the TC02-166 Order precludes S&S from utilizing the Company's switched access services to provide intrastate interexchange telecommunications services in South Dakota.

9. At the August 4, 2003 meeting at which the Company's Motion to Dismiss was first before the Commission, S&S stated that they were no longer paying for switched access services from Company.

10. In the Affidavit, Mr. Sumption states on behalf of S&S that "over the past several weeks several individuals and/or entities have expressed an interest in purchasing S&S Communications and/or its assets" (Affidavit, ¶ 5), that "S&S Communications is presently in negotiations to sell its business and/or assets" (Affidavit, ¶ 6) and that S&S's pecuniary interests will be directly and immediately affected by the Commission's decision in this matter "for the following reasons:

- (A) Subsequent to the sale, S&S Communications, regardless of the name by which it will do business, will have to purchase switched access services;
- (B) The individual and/or entity interested in purchasing S&S Communications and/or its assets has expressed some reluctance in following through with the purchase as a result of the rates presently charged for switched access services in South Dakota;
- (C) If the individual and/or entity interested in purchasing S&S Communications and/or its assets fails to follow through with the purchase, S&S Communications will be divested of a substantial amount of revenue that would have been directed to creditors and/or subscribers that lost service." (Affidavit, ¶ 7).

11. In the Affidavit, Mr. Sumption states that he is "one of the partners that owns and operates Intervenor S&S Communications." (Affidavit, ¶ 1).

12. Because S&S is a partnership, there is at least some question whether S&S could be sold to anyone as a legal entity. Furthermore, given the financial problems of S&S as documented in the TC02-166 Order and record, the Commission does not find it credible that anyone would acquire S&S as a legal entity and thereby render itself liable for S&S debts and liabilities.

13. Following revocation of its certificate of authority, S&S does not in any case have the legal right, as a matter of law, to convey to any purchaser of its assets or business either its certificate of authority or any other right to provide intrastate interexchange telecommunications services in South Dakota.

14. Following revocation of its certificate of authority, S&S does not have the legal right to continue to provide services that would involve the purchase of intrastate switched access services

from Company, and the Commission accordingly finds that the assertion stated in Affidavit, ¶ 7(A) fails as a matter of law to raise a genuine issue of material fact as to the assertion.

15. The statement in Affidavit ¶ 7(B), that "the individual and/or entity interested in purchasing S&S Communications and/or its assets has expressed some reluctance in following through with the purchase as a result of the rates presently charged for switched access services in South Dakota" is hearsay, is not legally admissible evidence and is therefore not a showing of evidence that is sufficient to raise a genuine issue of material fact as to the matter asserted. That the alleged speaker is not identified and apparently was not even identifiable as a person or entity weakens the credibility of the assertion even more.

16. Viewing the Affidavit and the other documents, admissions and evidence in the record in the light most favorable to S&S, no admissible evidence provided by or pointed to by S&S offers any concrete showing that a person or entity that has expressed interest in purchasing S&S's assets has a present intention to provide intrastate interexchange services in South Dakota and would thus incur switched access charges which could be affected by the decision in this proceeding.

17. Any person who might have an interest in purchasing the assets of S&S who is presently providing intrastate interexchange services in South Dakota has had an interest in the outcome of this proceeding that it could have asserted in a petition for intervention on its own behalf prior to now. No such petition has been filed.

18. Some concrete showing of current proximate interest is required as a condition of permitting S&S to maintain its status as an intervenor party.

19. S&S's mere assertion that it is offering telecommunications assets for sale which might possibly be sold to a person who does not now, but might desire to, provide intrastate interexchange services in South Dakota and who might theoretically have concerns about the Company's switched access revenue requirement is too speculative to meet the test for proof of standing as an intervenor and is not a sufficient showing of interest peculiar to S&S, as opposed to an interest common to the public at large, to justify S&S's intervenor party status in this proceeding.

20. Based upon the above findings, the Commission finds (i) that the Affidavit of S&S and the other documents and showings of evidence in the record in this proceeding are insufficient to demonstrate that a genuine issue of material fact is presented that would require a factual hearing as to a present interest of S&S in this proceeding that is sufficient to warrant its continued standing as an intervenor party and (ii) that after viewing all reasonable inferences to be drawn from the evidence in the record herein in favor of S&S, Company is entitled to a summary disposition as a matter of law granting Company's Motion to Dismiss S&S as an intervenor party.

21. The interests of the ultimate consumers of switched access services to be provided by Company are not peculiar to S&S as opposed to the general public and such consumer and general public interests are adequately represented in this proceeding by the Commission's Staff. Furthermore, given S&S's conduct toward the Commission and S&S's customers as set forth in the TC02-166 Order, the Commission does not find that S&S is an appropriate advocate for the interests of customers' or the general public's interests in this proceeding.

22. The evidence does not support a finding that S&S has acted in a dilatory or obstructionist manner while an intervenor party to this proceeding and such a finding has not been relied upon by the Commission in reaching its decision herein.

CONCLUSIONS OF LAW

1. The Company's Motion to Dismiss was properly filed. Notice of the Commission's intention to treat the Motion to Dismiss as a motion for summary disposition was properly filed and served upon the parties in accordance with SDCL 15-6-56 and *Richards v. Lenz*, 539 N.W.2d 80 (S.D. 1995).
2. Pursuant to SDCL 49-1-11(4), 1-26-17.1, 1-26-18, 15-6-12(c) and 15-6-56 and ARSD 20:10:01:15.05, the Commission has the authority both to deny intervention as a party for failure of the petitioner to make a sufficient showing of pecuniary interest peculiar to the petitioner and also to dismiss an intervenor party under either a motion to dismiss or a summary disposition, as appropriate, if the requisite pecuniary interest of the intervening party has ceased to exist.
3. A petition to intervene and subsequent substantive pleadings and positions asserted by an intervenor in a proceeding are "defenses or claims" subject to summary disposition pursuant to SDCL 1-26-18.
4. Intrastate switched access charges are charges made by a carrier's carrier to another carrier for use of telecommunications facilities to originate or terminate calls. ARSD 20:10:27:01(6). For a telecommunications company to be a direct purchaser and user of the Company's intrastate switched access services, as distinguished from a member of the general public indirectly purchasing such services as an end user, it must be a provider of intrastate interexchange telecommunications services. ARSD 20:10:27:01(2) and 20:10:27:02. The Commission's TC02-166 Order prohibits S&S from engaging in the provision of the intrastate interexchange services in South Dakota and hence from being a purchaser or user of switched access services. S&S is not a purchaser of Company's switched access services.
5. When challenging a summary judgment, the nonmoving party must substantiate his allegations with sufficient probative evidence that would permit a finding in his favor on more than mere speculation or conjecture. *The Estate of Frederis J. Elliot v. A&B Welding Supply Company*, 1999 S.D. 55, 594 N.W.2d 707 (1999).
6. SDCL 15-6-56(e) requires that an affidavit offered in support of opposition to a motion for summary judgment "shall be made on personal knowledge" and "shall set forth such facts as would be admissible in evidence."
6. The assertion in the Affidavit that "the individual and/or entity interested in purchasing S&S Communications and/or its assets has expressed some reluctance in following through with the purchase as a result of the rates presently charged from switched access services in South Dakota" is hearsay and is not a fact admissible in evidence.
7. The remaining assertions in the Affidavit amount to an argument that S&S has standing to intervene due to the ownership of assets whose value might be affected by the fact that they could be used by a potential purchaser to become a provider of intrastate interexchange service in South Dakota who would thus require switched access services of Company. This argument demonstrates only a mere possibility and is not a showing of interest in the Company's switched access revenue requirement that is sufficiently proximate to justify party intervenor status.
8. The interests of the consumers of switched access services in South Dakota are represented by the Commission Staff in this proceeding, and S&S has made no showing that Commission Staff is not providing adequate representation of such interest.

9. S&S has failed to make a sufficient showing that a genuine issue of material fact is presented as to a pecuniary interest peculiar to S&S in this proceeding and the Commission concludes that a genuine issue of material fact is not presented.

10. S&S's asserted pecuniary interest arising from its ownership of assets that might be used in South Dakota by a purchaser of such assets to provide telecommunications services that would require the purchase of switched access services from Company is not proof of a sufficiently proximate interest in the outcome of this proceeding to justify intervenor party status.

11. Company is entitled to disposition in its favor as a matter of law of its Motion to Dismiss considered as a motion for summary disposition.

12. Company's Motion to Dismiss is granted.

13. Despite its dismissal as a party to this proceeding, the partners of S&S and/or the owners of its assets may request the right to appear and be heard in this proceeding as non-party participants pursuant to ARSD 20:10:01:15.06.

It is therefore

ORDERED, that the Company's Motion to Dismiss S&S Communications as an intervenor party to this proceeding is granted and S&S Communications is accordingly dismissed as an intervenor party.

NOTICE OF ENTRY OF ORDER

PLEASE TAKE NOTICE that this Order was duly entered on the 9th day of September, 2003. Pursuant to SDCL 1-26-32, this Order will take effect 10 days after the date of receipt or failure to accept delivery of the decision by the parties.

Dated at Pierre, South Dakota, this 9th day of September, 2003.

CERTIFICATE OF SERVICE	
The undersigned hereby certifies that this document has been served today upon all parties of record in this docket, as listed on the docket service list, by facsimile or by first class mail, in properly addressed envelopes, with charges prepaid thereon.	
By:	<u> Alaine Kalbo </u>
Date:	<u> 9/9/03 </u>
(OFFICIAL SEAL)	

BY ORDER OF THE COMMISSION:

 Robert K. Sahr
ROBERT K. SAHR, Chairman *JK*

 Gary Hanson
GARY HANSON, Commissioner

 James A. Burg
JAMES A. BURG, Commissioner

**BEFORE THE PUBLIC UTILITIES COMMISSION
OF THE STATE OF SOUTH DAKOTA**

IN THE MATTER OF THE ESTABLISHMENT)	ORDER APPROVING
OF SWITCHED ACCESS REVENUE)	REVENUE REQUIREMENT
REQUIREMENT FOR EAST PLAINS)	
TELECOM, INC.)	TC02-072

On June 20, 2002, East Plains Telecom, Inc. (East Plains) filed for approval by the Public Utilities Commission (Commission) its 2001 Intrastate Switched Access Cost Study. On November 26, 2002 and September 2, 2003, East Plains filed amended 2001 Intrastate Switched Access Cost Studies.

On June 27, 2002, the Commission electronically transmitted notice of the filing and the intervention deadline of July 12, 2002, to interested individuals and entities. On July 9, 2002, the Commission received a Petition to Intervene from S&S Communications (S&S). At a regularly scheduled meeting of July 23, 2002, the Commission granted intervention to S&S. The Commission also voted to assess a filing fee as requested by the Executive Director up to the statutory limit of \$100,000. On July 11, 2003, the Commission received a Motion to Dismiss S&S as intervenor in this proceeding from East Plains. At its regularly scheduled meeting of August 19, 2003, the Commission granted the Motion to Dismiss. Staff filed a memorandum on September 2, 2003, with the concurrence of the company, setting forth a recommended revenue requirement and minutes of use. The Commission considered this matter at its September 16, 2003, meeting.

The Commission has jurisdiction over this matter pursuant to SDCL 1-26-17.1, 49-1A-9, 49-31-12.4, 49-31-12.6, 49-31-18, 49-31-19 and ARSD 20:10:01:15.02, 20:10:01:15.05, 20:10:27:07 and 20:10:27:08. Upon review of East Plains' filing, the Commission found that the revenue requirement and minutes of use as depicted in Staff's memorandum were fair and reasonable and should be approved. As the Commission's final decision in this matter, it is therefore

ORDERED, that East Plains' revenue requirement and minutes of use are hereby approved as revised and shall be incorporated in the Local Exchange Carriers Association's determination of switched access rates. (See TC02-090.)

Dated at Pierre, South Dakota, this 23rd day of September, 2003.

CERTIFICATE OF SERVICE
The undersigned hereby certifies that this document has been served today upon all parties of record in this docket, as listed on the docket service list, by facsimile or by first class mail, in properly addressed envelopes, with charges prepaid thereon.
By: <u>Melaine Kolbo</u>
Date: <u>9/25/03</u>
(OFFICIAL SEAL)

BY ORDER OF THE COMMISSION:

Robert K. Sahr

ROBERT K. SAHR, Chairman

Gary Hanson

GARY HANSON, Commissioner