

TC00-106

1/2/10

DOCKET NO. \_\_\_\_\_

In the Matter of \_\_\_\_\_  
IN THE MATTER OF THE  
ESTABLISHMENT OF A SWITCHED  
TRANSPORT RATE FOR SOUTH  
DAKOTA NETWORK, ~~INC.~~ LLC

**Public Utilities Commission of the State of South Dakota**

DATE

MEMORANDA

*Warrant Filed and Docketed;  
Warrant Filing Fee;  
Warrant Processing Filing Fee;  
Warrant Processing Tariff Paper;  
Warrant Processing Revenue Requirement and Tariff Payments,  
Warrant Docket Closed.*

# SDN

South Dakota  
Network, Inc.

TC00-106

2900 West 10th Street  
Sioux Falls, SD 57104

DARRELL O. HENDERSON

Phone: (605) 334-7185

800-247-1442

Fax: (605) 334-4782

RICHARD K. SCOTT

June 28, 2000

Mr. William Hullard  
Executive Director  
Public Utilities Commission  
State of South Dakota  
505 East Capitol  
Pierre, SD 57501

RECEIVED

JUN 29 2000

SOUTH DAKOTA PUBLIC  
UTILITIES COMMISSION

Ref: 608

Dear Mr. Hullard:

Enclosed is a copy of South Dakota Network, LLC (SDN) Intrastate Switched Access Cost Study pursuant to the rules established by the Public Utilities Commission (Commission). Also enclosed are several pages of the SDN Tariff No. 1 for filing with the Commission. The purpose of the filing is to implement a rate revision as necessitated by revisions in the revenue requirement.

The following documentation is included:

1. A copy of the program disk.
2. Five (5) paper copies of the PUC Summary Forms.
3. The original tariff pages and (11) copies.

We would appreciate your acknowledgment of receipt of this filing by return of one (1) copy appropriately receipted.

If you have any questions or comments, please feel free to contact me at 605-995-2573.

Sincerely,  
SOUTH DAKOTA NETWORK, LLC

Don Lee  
Tariff Coordinator

cc: [redacted]  
cc: [redacted]  
cc: Darrell Henderson  
cc: [redacted]  
cc: [redacted]

*"Transporting Information at the Speed of Light"*

SOUTH DAKOTA TARIFF NO. 1  
ACCESS SERVICE

SDS, LLC

8th Revised Page 1  
Cancels 7th Revised Page 1

CHECK SHEET

Table Page 1 and Pages 1 to 206 inclusive of this tariff are effective as of the date shown. Original and revised pages as named below contain all changes from the original tariff that are in effect on the date listed.

<u>Page</u>	<u>Number of Revision Except as Indicated</u>
1	8th Revised*
7	1st Revised
84	1st Revised
84.1	Original
91	1st Revised
95	1st Revised
96	1st Revised
119	1st Revised
120	1st Revised
165	5th Revised*
169	3rd Revised
169.1	Original
170	2nd Revised
171	2nd Revised
171.1	Original
172	2nd Revised
172.1	Original

\* Includes previous tariff issue

Issued: June 30, 2000

Effective: August 1, 2000

By: Darrell Henderson  
President  
2900 West 10th Street  
Sioux Falls, South Dakota 57104

SOUTH DAKOTA TARIFF NO. 1  
ACCESS SERVICE

SDS, LLC

5th Revised Page 166  
Cancels 4th Revised Page 166

5. Switched Access Service (Cont'd)

6.5 Rates and Charges

		Rate <u>Per Access Minute</u>	
6.5.1	<u>Centralized Equal Access Service</u>	\$0.0084	
		Rate <u>Per Call Blocked</u>	
6.5.2	<u>Network Blocking</u>	\$0.0271	
		Rate <u>Per Access Minute</u>	
6.5.3	<u>Switched Transport</u>	\$0.0000	(R)
		Rate <u>Per Order</u>	
6.5.4	<u>Interim NXX Translation</u>	\$181.00	

Revised: June 30, 2000

Effective: August 1, 2000

By: Darrell Henderson  
President  
2900 West 10th Street  
Sioux Falls, South Dakota 57104

**1999 Intrastate Cost Study  
for  
SOUTH DAKOTA NETWORK, LLC**

Prepared by:

**Martin and Associates, Inc.**

**1515 N. Sanborn Blvd.**

**Mitchell, SD 57301-1021**

**(605)996-9646**

# CONTINUATION

1 -

Line	Description	Rate	Access Element	Minutes	Rate	Access Element	Minutes	Rate
30	Net Investment	\$0	P13	10.00%	\$0	10.00%	\$0	OK
31	Rate of Return	\$0	P13	10.00%	\$0	10.00%	\$0	OK
32	Return on Rate Base	\$0	P18-20	\$0	\$0	\$0	\$0	OK
33	Return Adjustments	\$0	P18-20	0	0	0	0	OK
34	Net Return on Rate Base	\$0	P31-32	0	0	0	0	OK
35	Income Taxes	0	P31-32	0	0	0	0	OK
36	Expenses and Other Taxes	0	P33-35, 40	0	0	0	0	OK
37	Total InterLATA Rev. Req.	\$0			\$0		\$0	OK
38	Total InterLATA Rev. Req.	\$0			\$0		\$0	OK
39	Total InterLATA Rev. Req.	\$0			\$0		\$0	OK
40	Total InterLATA Rev. Req.	\$0			\$0		\$0	OK
41	Total InterLATA Rev. Req.	\$0			\$0		\$0	OK
42	Total InterLATA Rev. Req.	\$0			\$0		\$0	OK
43	Total InterLATA Rev. Req.	\$0			\$0		\$0	OK
44	Total InterLATA Rev. Req.	\$0			\$0		\$0	OK
45	Total IntraState Rev. Req.	\$1,785,277			\$1,785,278		\$0	
46	Total IntraState Rev. Req.	\$1,785,277			\$1,785,278		\$0	
47	Total IntraState Rev. Req.	\$1,785,277			\$1,785,278		\$0	
48	Total IntraState Rev. Req.	\$1,785,277			\$1,785,278		\$0	
49	Total IntraState Rev. Req.	\$1,785,277			\$1,785,278		\$0	
50	Total IntraState Rev. Req.	\$1,785,277			\$1,785,278		\$0	
51	Total IntraState Rev. Req.	\$1,785,277			\$1,785,278		\$0	
52	Total IntraState Rev. Req.	\$1,785,277			\$1,785,278		\$0	
53	Total IntraState Rev. Req.	\$1,785,277			\$1,785,278		\$0	
54	Total IntraState Rev. Req.	\$1,785,277			\$1,785,278		\$0	
55	Total IntraState Rev. Req.	\$1,785,277			\$1,785,278		\$0	
56	Total IntraState Rev. Req.	\$1,785,277			\$1,785,278		\$0	
57	Total IntraState Rev. Req.	\$1,785,277			\$1,785,278		\$0	
58	Total IntraState Rev. Req.	\$1,785,277			\$1,785,278		\$0	
59	Total IntraState Rev. Req.	\$1,785,277			\$1,785,278		\$0	
60	Total IntraState Rev. Req.	\$1,785,277			\$1,785,278		\$0	
61	Total IntraState Rev. Req.	\$1,785,277			\$1,785,278		\$0	
62	Total IntraState Rev. Req.	\$1,785,277			\$1,785,278		\$0	
63	Total IntraState Rev. Req.	\$1,785,277			\$1,785,278		\$0	
64	Total IntraState Rev. Req.	\$1,785,277			\$1,785,278		\$0	
65	Total IntraState Rev. Req.	\$1,785,277			\$1,785,278		\$0	
66	Total IntraState Rev. Req.	\$1,785,277			\$1,785,278		\$0	
67	Total IntraState Rev. Req.	\$1,785,277			\$1,785,278		\$0	
68	Total IntraState Rev. Req.	\$1,785,277			\$1,785,278		\$0	
69	Total IntraState Rev. Req.	\$1,785,277			\$1,785,278		\$0	
70	Total IntraState Rev. Req.	\$1,785,277			\$1,785,278		\$0	
71	Total IntraState Rev. Req.	\$1,785,277			\$1,785,278		\$0	
72	Total IntraState Rev. Req.	\$1,785,277			\$1,785,278		\$0	
73	Total IntraState Rev. Req.	\$1,785,277			\$1,785,278		\$0	
74	Total IntraState Rev. Req.	\$1,785,277			\$1,785,278		\$0	
75	Total IntraState Rev. Req.	\$1,785,277			\$1,785,278		\$0	
76	Total IntraState Rev. Req.	\$1,785,277			\$1,785,278		\$0	
77	Total IntraState Rev. Req.	\$1,785,277			\$1,785,278		\$0	
78	Total IntraState Rev. Req.	\$1,785,277			\$1,785,278		\$0	
79	Total IntraState Rev. Req.	\$1,785,277			\$1,785,278		\$0	
80	Total IntraState Rev. Req.	\$1,785,277			\$1,785,278		\$0	
81	Total IntraState Rev. Req.	\$1,785,277			\$1,785,278		\$0	
82	Total IntraState Rev. Req.	\$1,785,277			\$1,785,278		\$0	
83	Total IntraState Rev. Req.	\$1,785,277			\$1,785,278		\$0	
84	Total IntraState Rev. Req.	\$1,785,277			\$1,785,278		\$0	
85	Total IntraState Rev. Req.	\$1,785,277			\$1,785,278		\$0	
86	Total IntraState Rev. Req.	\$1,785,277			\$1,785,278		\$0	
87	Total IntraState Rev. Req.	\$1,785,277			\$1,785,278		\$0	
88	Total IntraState Rev. Req.	\$1,785,277			\$1,785,278		\$0	
89	Total IntraState Rev. Req.	\$1,785,277			\$1,785,278		\$0	
90	Total IntraState Rev. Req.	\$1,785,277			\$1,785,278		\$0	
91	Total IntraState Rev. Req.	\$1,785,277			\$1,785,278		\$0	
92	Total IntraState Rev. Req.	\$1,785,277			\$1,785,278		\$0	
93	Total IntraState Rev. Req.	\$1,785,277			\$1,785,278		\$0	
94	Total IntraState Rev. Req.	\$1,785,277			\$1,785,278		\$0	
95	Total IntraState Rev. Req.	\$1,785,277			\$1,785,278		\$0	
96	Total IntraState Rev. Req.	\$1,785,277			\$1,785,278		\$0	
97	Total IntraState Rev. Req.	\$1,785,277			\$1,785,278		\$0	
98	Total IntraState Rev. Req.	\$1,785,277			\$1,785,278		\$0	
99	Total IntraState Rev. Req.	\$1,785,277			\$1,785,278		\$0	
100	Total IntraState Rev. Req.	\$1,785,277			\$1,785,278		\$0	

1  
 \$0.000000  
 212,782.850  
 \$0.008390  
 \$0.000000  
 \$0.008390



	2019	2020	2021	2022	2023	2024	2025	2026	2027	2028
23										
24										
25										
26										
27										
28										
29										
30										
31										
32										
33										
34										
35										
36										
37										
38										
39										
40										
41										
42										
43										
44										
45										
46										
47										
TOTAL REVENUE REQUIREMENT	\$4,927,248		\$3,198,480	\$0	\$1,803,173	\$0	\$0	\$1,803,173	-74405.7142857	

Line	Description	Code	Original		Revised		Difference		Status
			Amount	Code	Amount	Code	Amount	Code	
20	Plant Held, Future Use		\$0		\$0		\$0		O.K.
21	TPUC, Short-term		0		0		0		O.K.
22	TPUC, Long-term		0		0		0		O.K.
23	Tel. Plt. Adjustment		0		0		0		O.K.
24	Total Other Tel. Plt.		\$0		\$0		\$0		O.K.
25	TOTAL TELEPHONE PLANT		\$12,584,448		\$8,075,830		\$4,508,618		O.K.
26	Plant Held, Future Use		\$0		\$0		\$0		O.K.
27	TPUC, Short-term		0		0		0		O.K.
28	TPUC, Long-term		0		0		0		O.K.
29	Tel. Plt. Adjustment		0		0		0		O.K.
30	Total Other Tel. Plt.		\$0		\$0		\$0		O.K.
31	TOTAL TELEPHONE PLANT		\$12,584,448		\$8,075,830		\$4,508,618		O.K.

UNITED STATES GOVERNMENT

FINANCIAL STATEMENTS

Account Title	1964	1965	1966	1967	1968	1969	1970	1971	1972
Assets									
Current Assets									
Cash									
Accounts Receivable									
Inventory									
Prepaid Expenses									
Other Current Assets									
Fixed Assets									
Land									
Buildings									
Equipment									
Other Fixed Assets									
Liabilities									
Current Liabilities									
Accounts Payable									
Accrued Liabilities									
Deferred Liabilities									
Other Current Liabilities									
Long-Term Liabilities									
Bonds Payable									
Mortgage Payable									
Other Long-Term Liabilities									
Equity									
Capital									
Reserves									
Other Equity									
<b>TOTAL NET ASSETS</b>	<b>\$4,122,035</b>	<b>\$4,122,035</b>	<b>\$4,122,035</b>	<b>\$4,122,035</b>	<b>\$4,122,035</b>	<b>\$4,122,035</b>	<b>\$4,122,035</b>	<b>\$4,122,035</b>	<b>\$4,122,035</b>

Line	Description	Q22	Q21	G23	V36	Total CAT 1	Total CAT 2	Status	
37	CAT 1 Oper. Sys., TSPS	\$0	\$0	\$0	\$0	\$0	\$0	OK	
38	CAT 1 Oper. Sys., Other TSPS	\$0	\$0	\$0	\$0	\$0	\$0	OK	
39	CAT 1 Oper. Sys., Aux. Pos.	\$0	\$0	\$0	\$0	\$0	\$0	OK	
40	CAT 1 Oper. Sys., Other	\$0	\$0	\$0	\$0	\$0	\$0	OK	
41	CAT 1 Oper. Sys., Other	\$0	\$0	\$0	\$0	\$0	\$0	OK	
42	CAT 1 Oper. Sys., Other	\$0	\$0	\$0	\$0	\$0	\$0	OK	
43	Total CAT 1	\$0	\$0	\$0	\$0	\$0	\$0	OK	
44									
45	CAT 2 Tandem Sw, Allocable	\$0	\$0	\$0	\$0	\$0	\$0	OK	
46	CAT 2 Tandem Sw, Direct	\$0	\$0	\$0	\$0	\$0	\$0	OK	
47									
48									
49	Total CAT 2	\$0	\$0	\$0	\$0	\$0	\$0	OK	
<b>CENTRAL OFFICE EQUIPMENT:</b>									
34	Total Land and Support Assets	\$3,257,134	\$2,090,204	\$0	\$1,166,930	\$1,166,930	\$1,166,930	OK	
31	Total Support Assets	\$3,192,965	\$2,049,025	\$0	\$1,143,940	\$1,143,940	\$1,143,940	OK	
29	General Purpose Computers	185,851	119,266	0	66,585	66,585	66,585	OK	
28	Office Equipment	228,942	146,919	0	82,023	82,023	82,023	OK	
27	Furniture	185,522	108,221	0	59,301	59,301	59,301	OK	
26	Buildings, Leases	0	0	0	0	0	0	OK	
25	Buildings, Leases	2,531,312	1,624,421	0	906,891	906,891	906,891	OK	
24	Other Office Equipment	46,101	30,868	0	17,233	17,233	17,233	OK	
23	Other Office Equipment	0	0	0	0	0	0	OK	
22	Other Office Equipment	0	0	0	0	0	0	OK	
21	Other Office Equipment	0	0	0	0	0	0	OK	
20	Other Office Equipment	0	0	0	0	0	0	OK	
19	Other Office Equipment	0	0	0	0	0	0	OK	
18	Other Office Equipment	0	0	0	0	0	0	OK	
17	Other Office Equipment	0	0	0	0	0	0	OK	
16	Other Office Equipment	0	0	0	0	0	0	OK	
15	Other Office Equipment	0	0	0	0	0	0	OK	
14	Other Office Equipment	0	0	0	0	0	0	OK	
13	Other Office Equipment	0	0	0	0	0	0	OK	
12	Other Office Equipment	0	0	0	0	0	0	OK	
11	Other Office Equipment	0	0	0	0	0	0	OK	
10	Other Office Equipment	0	0	0	0	0	0	OK	
9	Other Office Equipment	0	0	0	0	0	0	OK	
8	Other Office Equipment	0	0	0	0	0	0	OK	
7	Other Office Equipment	0	0	0	0	0	0	OK	
6	Other Office Equipment	0	0	0	0	0	0	OK	
5	Other Office Equipment	0	0	0	0	0	0	OK	
4	Other Office Equipment	0	0	0	0	0	0	OK	
3	Other Office Equipment	0	0	0	0	0	0	OK	
2	Other Office Equipment	0	0	0	0	0	0	OK	
1	Other Office Equipment	0	0	0	0	0	0	OK	

Line	Description	Q22	Q21	G23	V36	Total CAT 1	Total CAT 2	Status
34	Total Land and Support Assets	\$3,257,134	\$2,090,204	\$0	\$1,166,930	\$1,166,930	\$1,166,930	OK
31	Total Support Assets	\$3,192,965	\$2,049,025	\$0	\$1,143,940	\$1,143,940	\$1,143,940	OK
29	General Purpose Computers	185,851	119,266	0	66,585	66,585	66,585	OK
28	Office Equipment	228,942	146,919	0	82,023	82,023	82,023	OK
27	Furniture	185,522	108,221	0	59,301	59,301	59,301	OK
26	Buildings, Leases	0	0	0	0	0	0	OK
25	Buildings, Leases	2,531,312	1,624,421	0	906,891	906,891	906,891	OK
24	Other Office Equipment	46,101	30,868	0	17,233	17,233	17,233	OK
23	Other Office Equipment	0	0	0	0	0	0	OK
22	Other Office Equipment	0	0	0	0	0	0	OK
21	Other Office Equipment	0	0	0	0	0	0	OK
20	Other Office Equipment	0	0	0	0	0	0	OK
19	Other Office Equipment	0	0	0	0	0	0	OK
18	Other Office Equipment	0	0	0	0	0	0	OK
17	Other Office Equipment	0	0	0	0	0	0	OK
16	Other Office Equipment	0	0	0	0	0	0	OK
15	Other Office Equipment	0	0	0	0	0	0	OK
14	Other Office Equipment	0	0	0	0	0	0	OK
13	Other Office Equipment	0	0	0	0	0	0	OK
12	Other Office Equipment	0	0	0	0	0	0	OK
11	Other Office Equipment	0	0	0	0	0	0	OK
10	Other Office Equipment	0	0	0	0	0	0	OK
9	Other Office Equipment	0	0	0	0	0	0	OK
8	Other Office Equipment	0	0	0	0	0	0	OK
7	Other Office Equipment	0	0	0	0	0	0	OK
6	Other Office Equipment	0	0	0	0	0	0	OK
5	Other Office Equipment	0	0	0	0	0	0	OK
4	Other Office Equipment	0	0	0	0	0	0	OK
3	Other Office Equipment	0	0	0	0	0	0	OK
2	Other Office Equipment	0	0	0	0	0	0	OK
1	Other Office Equipment	0	0	0	0	0	0	OK



Line	Description	Wholesale Telephone Service							Status	
		Category	Code	Rate	Usage	Amount	Usage	Amount		
114	CAT 1 PLWATS etc	0	F21	0	0	0	0	0	0	O.K.
115	CAT 1 PLWATS etc	0	F21	0	0	0	0	0	0	O.K.
116	CAT 1 Joint Message	0	G13	0	0	0	0	0	0	O.K.
117	CAT 1 Direct	0	V74	0	0	0	0	0	0	O.K.
118	Total CAT 1 C&WF	\$0		\$0	\$0	\$0	\$0	\$0	\$0	O.K.
120	CAT 2 C&WF	\$0	G28	\$0	\$0	\$0	\$0	\$0	\$0	O.K.
121	CAT 2 C&WF, Montreal	0	V75	0	0	0	0	0	0	O.K.
122										
123	Total CAT 2 C&WF	\$0		\$0	\$0	\$0	\$0	\$0	\$0	O.K.
124										
125	CAT 3 Joint Message	0	G17	0	0	0	0	0	0	O.K.
126	CAT 3 PLWATS etc	0	F38	0	0	0	0	0	0	O.K.
127	CAT 3 Direct	0	V79	0	0	0	0	0	0	O.K.
128										
129	Total CAT 3 C&WF	\$0		\$0	\$0	\$0	\$0	\$0	\$0	O.K.
130										
131	CAT 4 Message	\$0	G29	\$0	\$0	\$0	\$0	\$0	\$0	O.K.
132	CAT 4 WATS	0	V81	0	0	0	0	0	0	O.K.
133	CAT 4 Direct	0	V82	0	0	0	0	0	0	O.K.
134										
135	Total CAT 4 C&WF	\$0		\$0	\$0	\$0	\$0	\$0	\$0	O.K.
136										
137	TOTAL C&WF	\$0		\$0	\$0	\$0	\$0	\$0	\$0	O.K.
138										
139										
140	CAPITAL LEASES:									
141										
142	Allocable Support Leases	\$0	H14	\$0	\$0	\$0	\$0	\$0	\$0	O.K.
143	Direct Support Leases	0	V84	0	0	0	0	0	0	O.K.
144										
145	Total Support Leases	\$0		\$0	\$0	\$0	\$0	\$0	\$0	O.K.



South Dakota Network, LLC

INTRASTATE

EQ PART 36 Plant Investment Detail	TOTAL COMPANY	Source/ Allocator	Interstate and Other	Message Telephone Service		Private Line		TOTAL INTRASTATE	
				InterLATA	IntraLATA	InterLATA	IntraLATA		
(A)	(B)	(C)	(D)	(E)	(F)	(G)	(H)	(I)	
204 INTANGIBLE ASSETS:									
205									
206 Allocable Acct. No. 2690	\$26,256	H36	\$16,849	\$0	\$9,407	\$0	\$0	\$9,407	O.K.
207 Direct Acct. No. 2690	0	V100	0	0	0	0	0	0	O.K.
208									
209 Total Intangible Assets	\$26,256		\$16,849	\$0	\$9,407	\$0	\$0	\$9,407	O.K.
210									
211									
212 OTHER TELEPHONE PLANT:									
213									
214 Held for Fut. Use - Alloc.	\$0	--	\$0	\$0	\$0	\$0	\$0	\$0	O.K.
215 Held for Fut. Use - Direct	0	--	0	0	0	0	0	0	O.K.
216 TPUC, Short-term - Alloc.	0	H35	0	0	0	0	0	0	O.K.
217 TPUC, Short-term - Direct	0	V124	0	0	0	0	0	0	O.K.
218 TPUC, Long-term - Alloc.	0	H35	0	0	0	0	0	0	O.K.
219 TPUC, Long-term - Direct	0	V126	0	0	0	0	0	0	O.K.
220 Tele. Pll. Adjust. - Alloc.	0	H35	0	0	0	0	0	0	O.K.
221 Tele. Pll. Adjust. - Direct	0	V104	0	0	0	0	0	0	O.K.
222									
223 Total Other Telephone Plant	\$0		\$0	\$0	\$0	\$0	\$0	\$0	O.K.



South Florida Network, LLC

Interstate

(A)	TOTAL COMPANY	Source/ Allocator	Interstate and Other	Interstate				TOTAL INTRASTATE	
				Message Telephone Service		Private Line			
				InterLATA	IntraLATA	InterLATA	IntraLATA		
(B)	(C)	(D)	(E)	(F)	(G)	(H)	(I)		
13	ACCUM. DEPRECIATION, TPIS:								
14									
15	\$738,001	H13	\$473,598	\$0	\$264,403	\$0	\$0	\$264,403	O.K.
16	5,177,688	H19	3,322,683	0	1,855,005	0	0	1,855,005	O.K.
17	0	H15	0	0	0	0	0	0	O.K.
18	0	H20	0	0	0	0	0	0	O.K.
19	0	H25	0	0	0	0	0	0	O.K.
20	0	H31	0	0	0	0	0	0	O.K.
21	0	V135	0	0	0	0	0	0	O.K.
22									
23	\$5,915,689		\$3,796,281	\$0	\$2,119,408	\$0	\$0	\$2,119,408	O.K.
24									
25	ACCUM. AMORTIZATION:								
26									
27	\$0	H38	\$0	\$0	\$0	\$0	\$0	\$0	O.K.
28	0	H40	0	0	0	0	0	0	O.K.
29	4,779	H41	3,067	0	1,712	0	0	1,712	O.K.
30	0	V138	0	0	0	0	0	0	O.K.
31									
32	\$4,779		\$3,067	\$0	\$1,712	\$0	\$0	\$1,712	O.K.
33									
34	\$5,920,468		\$3,799,348	\$0	\$2,121,120	\$0	\$0	\$2,121,120	O.K.
35									
36									
37	ACCUM. DEF. INC. TAXES, NET:								
38									
39	69,934	H13	\$44,879	\$0	\$25,055	\$0	\$0	\$25,055	O.K.
40	199,705	H19	128,157	0	71,548	0	0	71,548	O.K.
41	0	H16	0	0	0	0	0	0	O.K.
42	0	H20	0	0	0	0	0	0	O.K.
43	0	H25	0	0	0	0	0	0	O.K.
44	0	H31	0	0	0	0	0	0	O.K.
45	0	V145	0	0	0	0	0	0	O.K.
46									
47	\$269,639		\$173,036	\$0	\$96,603	\$0	\$0	\$96,603	O.K.

Line	Description	(A)	(B)	(C)	(D)	(E)	(F)	(G)	(H)	(I)
36	CAT 3 Interch. C&WF	\$0	\$0	\$0	\$0	\$0	\$0	\$0	\$0	\$0
35	IX Cct. Miles Factor	0	0	0	0	0	0	0	0	0
34	Equivalent IX Circuit Miles	0.000000	0.000000	0.000000	0.000000	0.000000	0.000000	0.000000	0.000000	0.000000
33										
32										
31	CAT 1 Exchange C&WF	\$0	\$0	\$0	\$0	\$0	\$0	\$0	\$0	\$0
30	Loops Factor	0	0	0	0	0	0	0	0	0
29	Working Loops	0.000000	0.000000	0.000000	0.000000	0.000000	0.000000	0.000000	0.000000	0.000000
28										
27	C&WF INVESTMENT:									
26										
25										
24	CAT 4.23 Other IX	\$0	\$0	\$0	\$0	\$0	\$0	\$0	\$0	\$0
23										
22	Avg Cost per Termination	0.00	0.00	0.00	0.00	0.00	0.00	0.00	0.00	0.00
21	Circuit Terminations	0	0	0	0	0	0	0	0	0
20										
19										
18	CAT # 13 Exch In Invest	\$0	\$0	\$0	\$0	\$0	\$0	\$0	\$0	\$0
17										
16	Avg Cost per Loop	0.00	0.00	0.00	0.00	0.00	0.00	0.00	0.00	0.00
15	Working Loops	0	0	0	0	0	0	0	0	0
14										
13	TRANS COST INVESTMENT:									

(A) COMPANY  
 (B) JOHN DEERE  
 (C) MERRILL  
 (D) MERRILL  
 (E) MERRILL  
 (F) MERRILL  
 (G) MERRILL  
 (H) SERVICE  
 (I) Other



South Canada Network, LLC

Statement

Internal Allocation Factors	TOTAL COMPANY	Source Allocator	Interstate and Other	Message Telephone Service		Private Line		TOTAL INT/IA STATE	
				InterLATA	IntraLATA	InterLATA	IntraLATA		
(A)	(B)	(C)	(D)	(E)	(F)	(G)	(H)	(I)	
13 Support Assets	1.000000	D31	0.641731	0.000000	0.358269	0.000000	0.000000	0.358269	O.K
14 Land and Support Assets	1.000000	D33	0.641731	0.000000	0.358269	0.000000	0.000000	0.358269	O.K
15									
16 COE Operator	0.000000	D43	0.000000	0.000000	0.000000	0.000000	0.000000	0.000000	O.K.
17 COE Tandem Switching	0.000000	D49	0.000000	0.000000	0.000000	0.000000	0.000000	0.000000	O.K.
18 COE Local Switching	1.000000	D66	0.641731	0.000000	0.358269	0.000000	0.000000	0.358269	O.K.
19 COE Total Switching	1.000000	D68	0.641731	0.000000	0.358269	0.000000	0.000000	0.358269	O.K.
20 COE Transmission	0.000000	D85	0.000000	0.000000	0.000000	0.000000	0.000000	0.000000	O.K.
21 Total COE	1.000000	C19	0.641731	0.000000	0.358269	0.000000	0.000000	0.358269	O.K.
22									
23 Info. Orig./Term. CAT 1	0.000000	D90	0.000000	0.000000	0.000000	0.000000	0.000000	0.000000	O.K.
24 Info. Orig./Term. CAT 2	0.000000	D92	0.000000	0.000000	0.000000	0.000000	0.000000	0.000000	O.K.
25 Total IOT	0.000000	D94	0.000000	0.000000	0.000000	0.000000	0.000000	0.000000	O.K.
26									
27 C&WF CAT 1	0.000000	D118	0.000000	0.000000	0.000000	0.000000	0.000000	0.000000	O.K.
28 C&WF CAT 2	0.000000	D120	0.000000	0.000000	0.000000	0.000000	0.000000	0.000000	O.K.
29 C&WF CAT 3	0.000000	D129	0.000000	0.000000	0.000000	0.000000	0.000000	0.000000	O.K.
30 C&WF CAT 4	0.000000	D135	0.000000	0.000000	0.000000	0.000000	0.000000	0.000000	O.K.
31 Total C&WF	0.000000	D137	0.000000	0.000000	0.000000	0.000000	0.000000	0.000000	O.K.
32									
33 Total Equipment	1.000000	C23	0.641731	0.000000	0.358269	0.000000	0.000000	0.358269	O.K.
34									
35 TPIS	1.000000	C32	0.641731	0.000000	0.358269	0.000000	0.000000	0.358269	O.K.
36 TPIS, excl. Acct. No. 2690	1.000000	D189	0.641731	0.000000	0.358269	0.000000	0.000000	0.358269	O.K.
37									
38 Plt. Held, Fut. Use	0.000000	D215	0.000000	0.000000	0.000000	0.000000	0.000000	0.000000	O.K.
39									
40 Total Tangible Assets	0.000000	C25	0.000000	0.000000	0.000000	0.000000	0.000000	0.000000	O.K.
41 Total Intangible Assets	1.000000	C29	0.641731	0.000000	0.358269	0.000000	0.000000	0.358269	O.K.
42									
43 Long-term PUC	0.000000	C36	0.000000	0.000000	0.000000	0.000000	0.000000	0.000000	O.K.
44 Net Telephone Plant	1.000000	C61	0.641731	0.000000	0.358269	0.000000	0.000000	0.358269	O.K.
45 Total Net Investment	1.000000	C68	0.641731	0.000000	0.358327	0.000000	0.000000	0.358327	O.K.
46 Capital Leases	0.000000	D173	0.000000	0.000000	0.000000	0.000000	0.000000	0.000000	O.K.
47									
48 Tot. Bus. Ofc., Cust. Serv.	1.000000	I141	0.500000	0.000000	0.500000	0.000000	0.000000	0.500000	O.K.
49									
50 Total "BIG THREE" Expenses	1.000000	I170	0.636778	0.000000	0.363222	0.000000	0.000000	0.363222	O.K.
51									
52 Corporate Operations Expense	1.000000	I185	0.636778	0.000000	0.363222	0.000000	0.000000	0.363222	O.K.

South Dakota Network, LLC

Worksheet

PROPERTY COMPANY OR Operating Expenses and Taxes (A)	TOTAL COMPANY (B)	Source/ Allocator (C)	Interstate and Other (D)	Message Telephone Service		Private Line		TOTAL INTRASTATE (I)	
				InterLATA (E)	IntraLATA (F)	InterLATA (G)	IntraLATA (H)		
13 PLANT SPEC. OPER. EXPENSE:									
14									
15 Network Support, Alloc.	\$0	H14	\$0	\$0	\$0	\$0	\$0	\$0	O.K.
16 Network Support, Direct	0	V149	0	0	0	0	0	0	O.K.
17									
18 Total Network Support Exp.	\$0		\$0	\$0	\$0	\$0	\$0	\$0	O.K.
19									
20 General Support, Alloc.	\$92,251	H14	\$59,200	\$0	\$33,051	\$0	\$0	\$33,051	O.K.
21 General Support, Direct	0	V151	0	0	0	0	0	0	O.K.
22									
23 Total General Support Exp.	\$92,251		\$59,200	\$0	\$33,051	\$0	\$0	\$33,051	O.K.
24									
25 Central Office Eq., Alloc.	\$494,420	H21	\$317,285	\$0	\$177,135	\$0	\$0	\$177,135	O.K.
26 Central Office Eq., Direct	0	V153	0	0	0	0	0	0	O.K.
27									
28 Total COE Exp.	\$494,420		\$317,285	\$0	\$177,135	\$0	\$0	\$177,135	O.K.
29									
30 Cust. Premises Equip.	\$0	H24	\$0	\$0	\$0	\$0	\$0	\$0	O.K.
31 Coinless Pay Phone	0	G18	0	0	0	0	0	0	O.K.
32 Other IOT	0	H23	0	0	0	0	0	0	O.K.
33 IOT Direct	0	V157	0	0	0	0	0	0	O.K.
34									
35 Total IOT Exp.	\$0		\$0	\$0	\$0	\$0	\$0	\$0	O.K.
36									
37 Cable & Wire, Alloc.	\$0	H31	\$0	\$0	\$0	\$0	\$0	\$0	O.K.
38 Cable & Wire, Direct	0	V159	0	0	0	0	0	0	O.K.
39									
40 Total C&WF Exp.	\$0		\$0	\$0	\$0	\$0	\$0	\$0	O.K.
41									
42 TOTAL PLT. SPEC. OPER. EXP.	\$586,671		\$376,485	\$0	\$210,186	\$0	\$0	\$210,186	O.K.
43									
44 TOTAL PLT. SPEC., ex SUPPORT	\$494,420		\$317,285	\$0	\$177,135	\$0	\$0	\$177,135	O.K.

	000000	000000	000000	000000	000000	000000	000000	000000	000000	
	000000	000000	000000	000000	000000	000000	000000	000000	000000	
66 NON-SPECIFIC OPER. EXP.										
67 Oth. PH and Equip. Alloc.	\$0	H36	\$0	\$0	\$0	\$0	\$0	\$0	\$0	O.K.
68 Oth. PH and Equip. Direct	0	V177	0	0	0	0	0	0	0	O.K.
69 Total Oth. PH & Equip.	\$0		\$0	\$0	\$0	\$0	\$0	\$0	\$0	O.K.
70 Network Operations, Alloc.	\$143,171	H33	\$91,877	\$0	\$51,294	\$0	\$0	\$51,294	\$0	O.K.
71 Network Operations, Direct	0	V179	0	0	0	0	0	0	0	O.K.
72 Total Network Oper. Exp.	\$143,171		\$91,877	\$0	\$51,294	\$0	\$0	\$51,294	\$0	O.K.
73 Total Access Expenses	\$0	V180	\$0	\$0	\$0	\$0	\$0	\$0	\$0	O.K.
74 Depr., Support Assets	\$291,360	H13	\$186,975	\$0	\$104,385	\$0	\$0	\$104,385	\$0	O.K.
75 Depr., COE Switching	1,661,710	H19	1,066,371	0	595,339	0	0	595,339	0	O.K.
76 Depr., COE Operator	0	H16	0	0	0	0	0	0	0	O.K.
77 Depr., COE Transmission	0	H20	0	0	0	0	0	0	0	O.K.
78 Depr., IOT Equipment	0	H25	0	0	0	0	0	0	0	O.K.
79 Depr., C&W Facilities	0	H31	0	0	0	0	0	0	0	O.K.
80 Depr., PHFU	0	H38	0	0	0	0	0	0	0	O.K.
81 Total Depreciation Expense	\$1,953,070		\$1,253,346	\$0	\$699,724	\$0	\$0	\$699,724	\$0	O.K.
82 Amort., Tangible Assists	\$0	H40	\$0	\$0	\$0	\$0	\$0	\$0	\$0	O.K.
83 Amort., Intangible Assists	4,779	H41	3,067	0	1,712	0	0	1,712	0	O.K.
84 Other Amortization	0	V189	0	0	0	0	0	0	0	O.K.
85 Direct Assigned Amort.	0	V190	0	0	0	0	0	0	0	O.K.
86 Total Amortization Exp.	\$4,779		\$3,067	\$0	\$1,712	\$0	\$0	\$1,712	\$0	O.K.
87 Total Depr. and Amort.	\$1,957,849		\$1,256,412	\$0	\$701,437	\$0	\$0	\$701,437	\$0	O.K.
88 TOTAL NON-SPEC. OPER. EXP.	\$2,101,020		\$1,348,290	\$0	\$752,730	\$0	\$0	\$752,730	\$0	O.K.

Operating Expenses and Other

Operating Expenses

Account	TOTAL COMPANY		Service Account	Marketing Expenses		Operator Service		Directory		TOTAL INTRASTATE	
	(A)	(B)		(C)	(D)	(E)	(F)	(G)	(H)		
106 CUSTOMER OPERATING EXPENSE											
107 Marketing, Allocate	\$0	G35	\$0	\$0	\$0	\$0	\$0	\$0	\$0	\$0	O.K.
108 Marketing, Direct	0	V192	0	0	0	0	0	0	0	0	O.K.
109 Total Marketing Expense	\$0		\$0	\$0	\$0	\$0	\$0	\$0	\$0	\$0	O.K.
111 Operator Service, Alloc.	\$0	G24	\$0	\$0	\$0	\$0	\$0	\$0	\$0	\$0	O.K.
113 Operator Service, Direct	0	V194	0	0	0	0	0	0	0	0	O.K.
114 Total Operator Service	\$0		\$0	\$0	\$0	\$0	\$0	\$0	\$0	\$0	O.K.
117 Classified Directory	\$0	V195	\$0	\$0	\$0	\$0	\$0	\$0	\$0	\$0	O.K.
118 Alphabetical Directory	0	G19	0	0	0	0	0	0	0	0	O.K.
119 Foreign Directory	0	G46	0	0	0	0	0	0	0	0	O.K.
120 Total Directory	\$0		\$0	\$0	\$0	\$0	\$0	\$0	\$0	\$0	O.K.
122 Bus. Ofc., EU Presubscription	\$0	G36	\$0	\$0	\$0	\$0	\$0	\$0	\$0	\$0	O.K.
124 Bus. Ofc., EU MTS & WATS	0	G37	0	0	0	0	0	0	0	0	O.K.
125 Bus. Ofc., EU Access, P/L & all Other	0	G98	0	0	0	0	0	0	0	0	O.K.
126 Bus. Ofc., IXC Special Access	0	G39	0	0	0	0	0	0	0	0	O.K.
127 Bus. Ofc., IXC Switched Access	0	G40	0	0	0	0	0	0	0	0	O.K.
128 Bus. Ofc., IXC B & C Services	0	G41	0	0	0	0	0	0	0	0	O.K.
129 Coin Collect & Admin.	0	G42	0	0	0	0	0	0	0	0	O.K.
130 Total Business Office	\$0		\$0	\$0	\$0	\$0	\$0	\$0	\$0	\$0	O.K.
132 Cust. Svc., Direct	\$0	V205	\$0	\$0	\$0	\$0	\$0	\$0	\$0	\$0	O.K.
134 Cust. Serv., Msg. Process	0	G43	0	0	0	0	0	0	0	0	O.K.
135 Cust. Serv., Other B&C	0	G44	0	0	0	0	0	0	0	0	O.K.
136 Cust. Serv., CABS	23,087	G45	11,544	0	11,544	0	0	11,544	0	11,544	O.K.
137 Cust. Serv., EU Common Line	0	V209	0	0	0	0	0	0	0	0	O.K.
138 Total Customer Service	\$23,087		\$11,544	\$0	\$11,544	\$0	\$0	\$11,544	\$0	\$11,544	O.K.
140 Total Bus. Ofc., Cust. Serv.	\$23,087		\$11,544	\$0	\$11,544	\$0	\$0	\$11,544	\$0	\$11,544	O.K.

South Dakota Network, LLC

Expense

	Operating Expenses and Taxes								
	TOTAL COMPANY	Source/ Allocator	Interstate and Other	Message Telephone Service		Private Line		TOTAL INTRASTATE	
(A)	(B)	(C)	(D)	InterLATA	IntraLATA	InterLATA	IntraLATA	(I)	
156 Other Cust. Serv., Alloc.	\$0	H48	\$0	\$0	\$0	\$0	\$0	\$0	O.K.
157 Other Cust. Serv., Direct	0	V211	0	0	0	0	0	0	O.K.
158									
159 Total Other Cust. Serv.	\$0		\$0	\$0	\$0	\$0	\$0	\$0	O.K.
160									
161 TOTAL CUSTOMER OPER. EXP.	\$23,087		\$11,544	\$0	\$11,544	\$0	\$0	\$11,544	O.K.
162									
163									
164 "BIG-THREE" EXPENSES:									
165									
166 Total Pfl Spec., ex Support	\$494,420	44	\$317,285	\$0	\$177,135	\$0	\$0	\$177,135	O.K.
167 Total Network Oper. Exp.	143,171	68	91,877	0	51,294	0	0	51,294	O.K.
168 Total Customer Operations	23,087	161	11,544	0	11,544	0	0	11,544	O.K.
169									
170 TOTAL "BIG THREE" EXPENSES	\$660,678		\$420,705	\$0	\$239,973	\$0	\$0	\$239,973	O.K.
171									
172									
173 CORPORATE OPERATIONS EXPENSE:									
174									
175 Exec. and Planning, Alloc.	\$234,498	H50	\$149,323	\$0	\$85,175	\$0	\$0	\$85,175	O.K.
176 Exec. and Planning, Direct	0	V213	0	0	0	0	0	0	O.K.
177									
178 Total Exec. and Planning	\$234,498		\$149,323	\$0	\$85,175	\$0	\$0	\$85,175	O.K.
179									
180 Admin. & General, Allocable	\$941,341	H50	\$599,426	\$0	\$341,915	\$0	\$0	\$341,915	O.K.
181 Admin. & General, Direct	0	V231	0	0	0	0	0	0	O.K.
182									
183 Total Admin. and Gen.	\$941,341		\$599,426	\$0	\$341,915	\$0	\$0	\$341,915	O.K.
184									
185 TOTAL CORPORATE OPERATIONS	\$1,175,839		\$748,749	\$0	\$427,090	\$0	\$0	\$427,090	O.K.
186									
187									
188 NON-INCOME TAXES:									
189									
190 Non-income Taxes, Allocable	\$255,000	H36	\$163,641	\$0	\$91,359	\$0	\$0	\$91,359	O.K.
191 Non-income Taxes, Direct	3,252	V233	0	0	3,252	0	0	3,252	O.K.
192									
193 Total Non-income Taxes	\$258,252		\$163,641	\$0	\$94,611	\$0	\$0	\$94,611	O.K.
194									
195									
196 TOTAL OPER. EXP. AND TAXES	\$4,144,869		\$2,648,708	\$0	\$1,496,161	\$0	\$0	\$1,496,161	O.K.



South Dakota Network, LLC

ICC PART 01		Part 36								
IntraLATA Revenue Requirement Summary		IntraLATA Total	Source	Common Line	Local Switching	Information	Common Transport	Billing and Collection	Other	
(A)	(B)	(C)	(D)	(E)	(F)	(G)	(H)	(I)		
13	Net Investment	\$2,322,035	K52	\$0	\$2,322,035	\$0	\$0	\$0	\$0	O.K.
14	Rate of Return	10.00%	B19	10.00%	10.00%	10.00%	10.00%	10.00%	10.00%	O.K.
16	Return on Rate Base	\$232,204		\$0	\$232,204	\$0	\$0	\$0	\$0	O.K.
18	AFUDC	0	N37	0	0	0	0	0	0	O.K.
19	ITC Amortization	0	N37	0	0	0	0	0	0	O.K.
20	Other Return Adjustments	0	Direct	0	0	0	0	0	0	O.K.
22	Net Return	\$232,204		\$0	\$232,204	\$0	\$0	\$0	\$0	O.K.
24	Interest Expense	57,649	N67	0	57,649	0	0	0	0	O.K.
25	Capitalized Payroll Taxes	0	N37	0	0	0	0	0	0	O.K.
26	Depreciation Adjustment	0	N37	0	0	0	0	0	0	O.K.
27	Other Income Adjustments	0	Direct	0	0	0	0	0	0	O.K.
29	After Tax Income	\$174,555		\$0	\$174,555	\$0	\$0	\$0	\$0	O.K.
31	State Income Taxes	\$0	29	0	0	0	0	0	0	O.K.
32	Federal Income Taxes	74,809	29	0	74,809	0	0	0	0	O.K.
33	Operating Expenses and Taxes	1,496,161	O195	0	1,496,161	0	0	0	0	O.K.
34	Uncollectibles	0	Direct	0	0	0	0	0	0	O.K.
35	Other Revenue Adjustments	(17,896)	Direct	0	(17,896)	0	0	0	0	O.K.
37	Basis for Gross Receipts Tax	1,803,173	16+31+32+33	0	1,803,174	0	0	0	0	O.K.
40	Gross Receipts Tax	0	37	0	0	0	0	0	0	O.K.
43	<b>TOTAL REVENUE REQUIREMENT</b>	<b>\$1,785,277</b>		<b>\$0</b>	<b>\$1,785,278</b>	<b>\$0</b>	<b>\$0</b>	<b>\$0</b>	<b>\$0</b>	<b>O.K.</b>

South Dakota Network, LLC

Part 36 IntraLATA Investment Summary		Total	Source	Common Line	Local Switching	Information	Common Transport	Billing and Collection	Other	
(A)	(B)	(C)	(D)	(E)	(F)	(G)	(H)	(I)		
13	Land and Support Assets	\$1,166,930	L25	\$0	\$1,166,930	\$0	\$0	\$0	\$0	O.K.
14										
15	Central Office Equipment	\$3,332,281	L70	\$0	\$3,332,281	\$0	\$0	\$0	\$0	O.K.
16	Info Term./Orig. Equipment	0	L78	0	0	0	0	0	0	O.K.
17	Cable and Wire Facilities	0	L117	0	0	0	0	0	0	O.K.
18										
19	Total COE, IOT, C&WF	\$3,332,281		\$0	\$3,332,281	\$0	\$0	\$0	\$0	O.K.
20										
21	Total Tangible Assets	\$0	L141	\$0	\$0	\$0	\$0	\$0	\$0	O.K.
22										
23	Total Tele. Pll. ex Intang.	\$4,499,211		\$0	\$4,499,211	\$0	\$0	\$0	\$0	O.K.
24	Total Intangible Assets	9,407	L144	0	9,407	0	0	0	0	O.K.
25										
26	Total Plant In Service	\$4,508,618		\$0	\$4,508,618	\$0	\$0	\$0	\$0	O.K.
27	Total Pll. Held Future Use	0	L147	0	0	0	0	0	0	O.K.
28	Total ST PUC	0	L163	0	0	0	0	0	0	O.K.
29	Total LT PUC	0	L164	0	0	0	0	0	0	O.K.
30	Total Tel. Pll. Adjust	0	L169	0	0	0	0	0	0	O.K.
31										
32	TOTAL TELEPHONE PLANT	\$4,508,618		\$0	\$4,508,618	\$0	\$0	\$0	\$0	O.K.
33										
34	less:									
35	Accum. Depr., Pll. in Serv.	2,119,408	M23	0	2,119,408	0	0	0	0	O.K.
36	Accum. Depr. PHFU	0	M27	0	0	0	0	0	0	O.K.
37	Accum. Amort. Tangible Pll.	0	M28	0	0	0	0	0	0	O.K.
38	Accum. Amort. Intangibles	1,712	M29	0	1,712	0	0	0	0	O.K.
39	Accum. Amort. Other	0	M30	0	0	0	0	0	0	O.K.
40	Accum. Def. inc. Taxes, Net	96,603	M47	0	96,603	0	0	0	0	O.K.
41										
42	plus:									
43	Other Assets	0	Direct	0	0	0	0	0	0	O.K.
44										
45	NET TELEPHONE PLANT	\$2,290,894		\$0	\$2,290,894	\$0	\$0	\$0	\$0	O.K.
46	plus:									
47	Class B RTB Stock	0	L171	0	0	0	0	0	0	O.K.
48	Materials and Supplies	0	L173	0	0	0	0	0	0	O.K.
49	Cash Working Capital	31,141	L175	0	31,141	0	0	0	0	O.K.
50	Equal Access Investment	0	L177	0	0	0	0	0	0	O.K.
51										
52	NET INVESTMENT	\$2,322,035		\$0	\$2,322,035	\$0	\$0	\$0	\$0	O.K.
53										

South Dakota Network, LLC

FCC PART 36 Total LATA Investment Data		Part 36 Total	Source or Apportion	Common Line	Local Switching	Information	Common Transport	Billing and Collection	Other	
(A)	(B)	(C)	(D)	(E)	(F)	(G)	(H)	(I)	(J)	
13	LAND AND SUPPORT ASSETS:									
14										
15	Land Assets, Message	\$22,990	N28	0	22,990	0	0	0	0	O.K.
16	Land Assets, Private Line	0	N28	0	0	0	0	0	0	O.K.
17										
18	Total Land Assets	\$22,990		\$0	\$22,990	\$0	\$0	\$0	\$0	O.K.
19										
20	Support Assets, Message	\$1,143,940	N28	\$0	\$1,143,940	\$0	\$0	\$0	\$0	O.K.
21	Support Assets, Private Line	0	N28	0	0	0	0	0	0	O.K.
22										
23	Total Support Assets	\$1,143,940		\$0	\$1,143,940	\$0	\$0	\$0	\$0	O.K.
24										
25	Total Land and Supp. Assets	\$1,166,930		\$0	\$1,166,930	\$0	\$0	\$0	\$0	O.K.
26										
27	CENTRAL OFFICE EQUIPMENT:									
28										
29	Operator Sys., DA	\$0	(F)	0	0	0	0	0	0	O.K.
30	Operator Sys., Other	0	(I)	0	0	0	0	0	0	O.K.
31										
32	Total Operator Systems	\$0		\$0	\$0	\$0	\$0	\$0	\$0	O.K.
33										
34	Tandem Switching	\$0	(G)	\$0	\$0	\$0	\$0	\$0	\$0	O.K.
35	Tandem Assigned	0	Direct	0	0	0	0	0	0	O.K.
36										
37	Total Tandem Switching	\$0		\$0	\$0	\$0	\$0	\$0	\$0	O.K.
38										
39	Local Switching	\$3,332,281	(E)	\$0	\$3,332,281	\$0	\$0	\$0	\$0	O.K.
40	Local Assigned	0	Direct	0	0	0	0	0	0	O.K.
41										
42	Total Local Switching	\$3,332,281		\$0	\$3,332,281	\$0	\$0	\$0	\$0	O.K.
43										
44	Total Switching	\$3,332,281		\$0	\$3,332,281	\$0	\$0	\$0	\$0	O.K.

South Dakota Network, LLC

***** CO PART 36 *****		Part 36	Source or	Common	Local	Information	Common	Billing and	Other	
IntraLATA Investment		IntraLATA	Apportion	Line	Switching		Transport	Collection		
Detail		Total								
(A)	(B)	(C)	(D)	(E)	(F)	(G)	(H)	(I)	(J)	(K)
58	COE Exch. Trunk	\$0	Direct	\$0	\$0	\$0	\$0	\$0	\$0	O.K.
59	COE Exch. Line - Message	0	(D)	0	0	0	0	0	0	O.K.
60	COE Exch. Line - PL etc	0	(I)	0	0	0	0	0	0	O.K.
61	COE Exch. Line - Assigned	0	Direct	0	0	0	0	0	0	O.K.
62	COE Interexchange, Message	0	(G)	0	0	0	0	0	0	O.K.
63	COE Interexchange, PL	0	(I)	0	0	0	0	0	0	O.K.
64	COE Interexchange, Assigned	0	(G)	0	0	0	0	0	0	O.K.
65	COE H/R Message	0	(G)	0	0	0	0	0	0	O.K.
66	COE H/R Assigned	0	Direct	0	0	0	0	0	0	O.K.
67										
68	Total COE Transmission	\$0		\$0	\$0	\$0	\$0	\$0	\$0	O.K.
69										
70	Total Central Office Equip.	\$3,332,281		\$0	\$3,332,281	\$0	\$0	\$0	\$0	O.K.
71										
72	IOT EQUIPMENT:									
73										
74	Public Telephone	\$0	N43	\$0	\$0	\$0	\$0	\$0	\$0	O.K.
75	Coinless Pay Phone	0	(D)	0	0	0	0	0	0	O.K.
76	Customer Premises Equipment	0	N60	0	0	0	0	0	0	O.K.
77										
78	Total IOT Equipment	\$0		\$0	\$0	\$0	\$0	\$0	\$0	O.K.
79										
80	CABLE AND WIRE FACILITIES:									
81										
82	Exchange PL and WATS	\$0	(I)	\$0	\$0	\$0	\$0	\$0	\$0	O.K.
83	Exchange Message	0	(D)	0	0	0	0	0	0	O.K.
84	Exchange Assigned	0	Direct	0	0	0	0	0	0	O.K.
85										
86	Total Exchange Line C&WF	\$0		\$0	\$0	\$0	\$0	\$0	\$0	O.K.
87										
88	Exchange Trunk, Message	\$0	Direct	\$0	\$0	\$0	\$0	\$0	\$0	O.K.
89	Exchange Trunk, PL	0	Direct	0	0	0	0	0	0	O.K.
90										
91	Total Exchange Trunk C&WF	\$0		\$0	\$0	\$0	\$0	\$0	\$0	O.K.
92										
93	Interexchange Message	\$0	(G)	\$0	\$0	\$0	\$0	\$0	\$0	O.K.
94	Interexchange PL, WATS	0	(I)	0	0	0	0	0	0	O.K.
95	Interexchange Assigned	0	(G)	0	0	0	0	0	0	O.K.
96										
97	Total Interexchange C&WF	\$0		\$0	\$0	\$0	\$0	\$0	\$0	O.K.

South Dakota Network, LLC

FOCUS PART (A)	Part 98 Intangible Total	Source of Apportion	Common Line	Local Switching	Information	Common Transport	Billing and Collection	Other	
(A)	(B)	(C)	(D)	(E)	(F)	(G)	(H)	(I)	
111 H/R C&WF, Message	\$0	(G)	\$0	\$0	\$0	\$0	\$0	\$0	O.K.
112 H/R C&WF, WATS	0	(H)	0	0	0	0	0	0	O.K.
113 H/R C&WF, Assigned	0	Direct	0	0	0	0	0	0	O.K.
114									
115 Total Host/Remote C&WF	\$0		\$0	\$0	\$0	\$0	\$0	\$0	O.K.
116									
117 Total Cable and Wire Facil.	\$0		\$0	\$0	\$0	\$0	\$0	\$0	O.K.
118									
119 TANGIBLE ASSETS:									
120									
121 Land and Support Leases	\$0	N28	0	0	0	0	0	0	O.K.
122									
123 COE Operator Leases	\$0	32	\$0	\$0	\$0	\$0	\$0	\$0	O.K.
124 COE Tandem Switching Leases	0	34	0	0	0	0	0	0	O.K.
125 COE Local Switching Leases	0	39	0	0	0	0	0	0	O.K.
126 COE Transmission Leases	0	68	0	0	0	0	0	0	O.K.
127									
128 Total COE Leases	\$0		\$0	\$0	\$0	\$0	\$0	\$0	O.K.
129									
130 IOT Equipment Leases	\$0	78	0	0	0	0	0	0	O.K.
131									
132 C&WF Leases	\$0	117	0	0	0	0	0	0	O.K.
133									
134 Total Capital Leases	\$0		\$0	\$0	\$0	\$0	\$0	\$0	O.K.
135									
136 Leasehold Impr., Alloc.	\$0	N37	0	0	0	0	0	0	O.K.
137 Leasehold Impr., Direct	0	Direct	0	0	0	0	0	0	O.K.
138									
139 Total Leasehold Improvements	\$0		\$0	\$0	\$0	\$0	\$0	\$0	O.K.
140									
141 Total Tangible Assets	\$0		\$0	\$0	\$0	\$0	\$0	\$0	O.K.
142									
143									
144 TOTAL INTANGIBLE ASSETS	\$9,407	N37	\$0	\$9,407	\$0	\$0	\$0	\$0	O.K.
145									
146									
147 PROPERTY HELD FOR FUTURE US	\$0	N46	0	0	0	0	0	0	O.K.

South Carolina Network, LLC

REGULAR FUND ACCOUNT OR OFFFUND REGULAR FUND ACCOUNT NUMBER Other	Part 361 Invest. CFA Total	Source or Apporion	Common Line	Local Switching	Information	Common Transport	Billing and Collection	Other	
(A)	(B)	(C)	(D)	(E)	(F)	(G)	(H)	(I)	
161 PLANT UNDER CONSTRUCTION									
162									
163 Short-term	\$0	N46	\$0	\$0	\$0	\$0	\$0	\$0	\$0 O.K.
164 Long-term	0	N46	0	0	0	0	0	0	0 O.K.
165									
166 Total Pl Under Const	\$0		\$0	\$0	\$0	\$0	\$0	\$0	\$0 O.K.
167									
168									
169 TELEPHONE PLANT ADJUSTMENT	\$0	N46	\$0	\$0	\$0	\$0	\$0	\$0	\$0 O.K.
170									
171 CLASS B RTB STOCK	\$0	N37	\$0	\$0	\$0	\$0	\$0	\$0	\$0 O.K.
172									
173 MATERIALS AND SUPPLIES	\$0	N37	\$0	\$0	\$0	\$0	\$0	\$0	\$0 O.K.
174									
175 CASH WORKING CAPITAL	\$31,141	N37	\$0	\$31,141	\$0	\$0	\$0	\$0	\$0 O.K.
176									
177 EQUAL ACCESS INVESTMENT	\$0	Direct	\$0	\$0	\$0	\$0	\$0	\$0	\$0 O.K.

Southwestern Bell Telephone Company

Account Description	Plant and Equipment	Goodwill	Common Law	Local Switching	Information	Common Telegraph	Right and Interest	Other	
(A)	(B)	(C)	(D)	(E)	(F)	(G)	(H)	(I)	
13 ACCUM. DEPRECIATION, TPIS									
14									
15 Support Assets	\$264,403	N28	\$0	\$264,403	\$0	\$0	\$0	\$0	O.K.
16 COE Switching	1,855,005	L44	0	1,855,005	0	0	0	0	O.K.
17 COE Operator	0	L32	0	0	0	0	0	0	O.K.
18 COE Transmission	0	L68	0	0	0	0	0	0	O.K.
19 IOT Equipment	0	L78	0	0	0	0	0	0	O.K.
20 Cable and Wire Facilities	0	L117	0	0	0	0	0	0	O.K.
21 Other Plant	0	N37	0	0	0	0	0	0	O.K.
22									
23 Total Accum. Depr., TPIS	\$2,119,408		\$0	\$2,119,408	\$0	\$0	\$0	\$0	O.K.
24									
25 ACCUM. AMORTIZATION:									
26									
27 Accum. Depreciation, PHFU	\$0	N37	\$0	\$0	\$0	\$0	\$0	\$0	O.K.
28 Accum. Amort., Tangible Inv.	0	N37	\$0	\$0	\$0	\$0	\$0	\$0	O.K.
29 Accum. Amort., Intang. Inv.	1,712	N37	\$0	\$1,712	\$0	\$0	\$0	\$0	O.K.
30 Accum. Amort., Other	0	N37	\$0	\$0	\$0	\$0	\$0	\$0	O.K.
31									
32 Tot. Accum. Amortization	\$1,712		\$0	\$1,712	\$0	\$0	\$0	\$0	O.K.
33									
34 Total Accum. Depr./Amort.	\$2,121,120		\$0	\$2,121,120	\$0	\$0	\$0	\$0	O.K.
35									
36									
37 ACCUM. DEF. INC. TAXES, NET:									
38									
39 Support Assets	\$25,055	N28	\$0	\$25,055	\$0	\$0	\$0	\$0	O.K.
40 COE Switching	71,548	L44	0	71,548	0	0	0	0	O.K.
41 COE Operator	0	L32	0	0	0	0	0	0	O.K.
42 COE Transmission	0	L68	0	0	0	0	0	0	O.K.
43 IOT Equipment	0	L78	0	0	0	0	0	0	O.K.
44 Cable and Wire Fac.	0	L117	0	0	0	0	0	0	O.K.
45 Unclassified	0	N37	0	0	0	0	0	0	O.K.
46									
47 Total Accum. Def. Inc. Taxes	\$96,603		\$0	\$96,603	\$0	\$0	\$0	\$0	O.K.

General Services, LLC

	2003 Total	Expense	Common Rate	Local Switching	Information	Common Transport	Billing and Collection	Other	
	(A)	(B)	(D)	(E)	(F)	(G)	(H)	(I)	
13 Central Office Equipment	\$3,332,281	170	\$0	\$3,332,281	\$0	\$0	\$0	\$0	O.K.
14 Info. Orig./Term. Eqpt	0	178	0	0	0	0	0	0	O.K.
15 C&W Facilities	0	1,117	0	0	0	0	0	0	O.K.
17 Total	\$3,332,281		\$0	\$3,332,281	\$0	\$0	\$0	\$0	O.K.
18 Factor	1.000000		0.000000	1.000000	0.000000	0.000000	0.000000	0.000000	O.K.
20 Sum. Sw. Trans. Other	\$3,332,281	17	\$0	\$3,332,281	\$0	\$0	\$0	\$0	O.K.
21 Factor	1.000000		0.000000	1.000000	0.000000	0.000000	0.000000	0.000000	O.K.
23 Central Office Equipment	\$3,332,281	170	\$0	\$3,332,281	\$0	\$0	\$0	\$0	O.K.
24 Info. Orig./Term. Eqpt	0	178	0	0	0	0	0	0	O.K.
25 C&W Facilities	0	1,117-83	0	0	0	0	0	0	O.K.
27 Total	\$3,332,281		\$0	\$3,332,281	\$0	\$0	\$0	\$0	O.K.
28 Factor	1.000000		0.000000	1.000000	0.000000	0.000000	0.000000	0.000000	O.K.
30 General Support Facilities	\$1,166,930	125	\$0	\$1,166,930	\$0	\$0	\$0	\$0	O.K.
31 Central Office Equipment	3,332,281	13	0	3,332,281	0	0	0	0	O.K.
32 Info. Orig./Term. Eqpt.	0	14	0	0	0	0	0	0	O.K.
33 C&W Facilities	0	15	0	0	0	0	0	0	O.K.
34 Equal Access Investment	0	1,177	0	0	0	0	0	0	O.K.
36 Total	\$4,499,211		\$0	\$4,499,211	\$0	\$0	\$0	\$0	O.K.
37 Factor	1.000000		0.000000	1.000000	0.000000	0.000000	0.000000	0.000000	O.K.
39 Sum. Com. Li. Sw. Trans	\$4,499,211	38	\$0	\$4,499,211	\$0	\$0	\$0	\$0	O.K.
40 Factor	1.000000		0.000000	1.000000	0.000000	0.000000	0.000000	0.000000	O.K.
42 COE Cal. 2 Factor	1.000000	Direct	0.000000	0.000000	0.000000	1.000000	0.000000	0.000000	O.K.
43 IOT Cal. 1 Factor	1.000000	Direct	1.000000	0.000000	0.000000	0.000000	0.000000	0.000000	O.K.
45 Total TPIS	\$4,508,618	K28	\$0	\$4,508,618	\$0	\$0	\$0	\$0	O.K.
46 Factor	1.000000		0.000000	1.000000	0.000000	0.000000	0.000000	0.000000	O.K.



South Dakota Network, Inc.

	Flat Fee Initial LATA Total	Source	Common Line	Local Switching	Information	Common Transport	Billing and Collection	Other	
(A)	(B)	(C)	(D)	(E)	(F)	(G)	(H)	(I)	
60 Interplan Equip. Factor	0.000000	Direct	0.000000	0.000000	0.000000	0.000000	0.000000	0.000000	O.K.
61 Wtd Std Work Seconds	1.000000	Direct	1.000000	0.000000	0.000000	0.000000	0.000000	0.000000	O.K.
62									
63 'BIG THREE' Expenses	\$273.023	O171	\$0	\$273.024	\$0	\$0	\$0	\$0	O.K.
64 Factor	1.000000		0.000000	1.000001	0.000000	0.000000	0.000000	0.000000	(0)
65									
66 Net Investment	\$2,322.035	J13	\$0	\$2,322.035	\$0	\$0	\$0	\$0	O.K.
67 Factor	1.000000		0.000000	1.000000	0.000000	0.000000	0.000000	0.000000	O.K.

	(A)	(B)	(C)	(D)	(E)	(F)	(G)	(H)	(I)
	PLANT SPEC	PLANT SPEC	General	Local	Telephone	Common	Plant and	Other	
	EXPENSE	EXPENSE	Line	Switching		Transport	Connections		
13 PLANT SPEC OPER EXPENSE									
14									
15 Network Support, Alloc	\$0	N37	\$0	\$0	\$0	\$0	\$0	\$0	O.K.
16 Network Support, Direct	0	Direct	0	0	0	0	0	0	O.K.
17									
18 Total Network Support Exp.	\$0		\$0	\$0	\$0	\$0	\$0	\$0	O.K.
19									
20 General Support, Alloc	\$33,051	N30	\$0	\$33,051	\$0	\$0	\$0	\$0	O.K.
21 General Support, Direct	0	Direct	0	0	0	0	0	0	O.K.
22									
23 Total General Support Exp	\$33,051		\$0	\$33,051	\$0	\$0	\$0	\$0	O.K.
24									
25 Central Office Eq., Alloc	\$177,135	N31	\$0	\$177,135	\$0	\$0	\$0	\$0	O.K.
26 Central Office Eq., Direct	0	Direct	0	0	0	0	0	0	O.K.
27									
28 Total COE Exp.	\$177,135		\$0	\$177,135	\$0	\$0	\$0	\$0	O.K.
29									
30 Cust Premises Equip.	\$0	L76	\$0	\$0	\$0	\$0	\$0	\$0	O.K.
31 Other IOT	0	N43	0	0	0	0	0	0	O.K.
32 IOT Direct	0	Direct	0	0	0	0	0	0	O.K.
33									
34 Total IOT Exp.	\$0		\$0	\$0	\$0	\$0	\$0	\$0	O.K.
35									
36 Cable & Wire, Alloc	\$0	N33	\$0	\$0	\$0	\$0	\$0	\$0	O.K.
37 Cable & Wire, Direct	0	Direct	0	0	0	0	0	0	O.K.
38									
39 Total C&WF Exp.	\$0		\$0	\$0	\$0	\$0	\$0	\$0	O.K.
40									
41 TOTAL PLT. SPEC. OPER. EXP.	\$210,186		\$0	\$210,186	\$0	\$0	\$0	\$0	O.K.
42									
43 TOTAL PLT. SPEC., ex SUPPORT	\$177,135		\$0	\$177,135	\$0	\$0	\$0	\$0	O.K.

South Dakota Network, LLC

***** FCC PART 69 ***** Operating Expenses and Taxes		Part 36 Intral ATA Total	Apportion	Common Line	Local Switching	Information	Common Transport	Billing and Collection	Other	
(A)	(B)	(C)	(D)	(E)	(F)	(G)	(H)	(I)		
57	NON-SPECIFIC OPER. EXP.:									
58										
59	Oth. Plt. and Equip., Alloc.	\$0	N18	\$0	\$0	\$0	\$0	\$0	\$0	O.K.
60	Oth. Plt. and Equip., Direct	0	Direct	0	0	0	0	0	0	O.K.
61										
62	Total Oth. Plt. & Equip.	\$0		\$0	\$0	\$0	\$0	\$0	\$0	O.K.
63										
64	Network Operations, Alloc.	\$51,294	N18	\$0	\$51,294	\$0	\$0	\$0	\$0	O.K.
65	Network Operations, Direct	0	Direct	0	0	0	0	0	0	O.K.
66										
67	Total Network Oper. Exp.	\$51,294		\$0	\$51,294	\$0	\$0	\$0	\$0	O.K.
68										
69	Total Access Expenses	\$0	Direct	\$0	\$0	\$0	\$0	\$0	\$0	O.K.
70										
71	Depr., Support Assets	\$104,385	L23	\$0	\$104,385	\$0	\$0	\$0	\$0	O.K.
72	Depr., COE Switching	595,339	L44	0	595,339	0	0	0	0	O.K.
73	Depr., COE Operator	0	L32	0	0	0	0	0	0	O.K.
74	Depr., COE Transmission	0	L68	0	0	0	0	0	0	O.K.
75	Depr., IOT Equipment	0	L78	0	0	0	0	0	0	O.K.
76	Depr., C&W Facilities	0	L117	0	0	0	0	0	0	O.K.
77	Depr., PHFU	0	L147	0	0	0	0	0	0	O.K.
78										
79	Total Depreciation Expense	\$699,724		\$0	\$699,724	\$0	\$0	\$0	\$0	O.K.
80										
81	Amort., Tangible Assets	\$0	L141	\$0	\$0	\$0	\$0	\$0	\$0	O.K.
82	Amort., Intangible Assets	1,712	L144	0	1,712	0	0	0	0	O.K.
83	Other Amortization	0	Direct	0	0	0	0	0	0	O.K.
84	Direct Assigned Amort.	0	Direct	0	0	0	0	0	0	O.K.
85										
86	Total Amortization Exp.	\$1,712		\$0	\$1,712	\$0	\$0	\$0	\$0	O.K.
87										
88	Total Depr. and Amort	\$701,437		\$0	\$701,437	\$0	\$0	\$0	\$0	O.K.
89										
90	TOTAL NON-SPEC. OPER. EXP.	\$752,730		\$0	\$752,730	\$0	\$0	\$0	\$0	O.K.

South Dakota Network, LLC

Operating Expenses and Taxes	Part 36 IntraLATA		Common Line	Local Switching	Information	Common Transport	Billing and Collection	Other	
	Total	Apportion							
(A)	(B)	(C)	(D)	(E)	(F)	(G)	(H)	(I)	
104 CUSTOMER OPERATIONS EXPENSE:									
105									
106 Marketing, Allocable	\$0	N37	\$0	\$0	\$0	\$0	\$0	\$0	O.K.
107 Marketing, Direct	0	Direct	0	0	0	0	0	0	O.K.
108									
109 Total Marketing Expense	\$0		\$0	\$0	\$0	\$0	\$0	\$0	O.K.
110									
111 Operator Service, Alloc.	\$0	N61	\$0	\$0	\$0	\$0	\$0	\$0	O.K.
112 Operator Service, Direct	0	Direct	0	0	0	0	0	0	O.K.
113									
114 Total Operator Service	\$0		\$0	\$0	\$0	\$0	\$0	\$0	O.K.
115									
116 Classified Directory	\$0	Direct	\$0	\$0	\$0	\$0	\$0	\$0	O.K.
117 Alphabetical Directory	0	(F)	0	0	0	0	0	0	O.K.
118 Foreign Directory	0	Direct	0	0	0	0	0	0	O.K.
119									
120 Total Directory	\$0		\$0	\$0	\$0	\$0	\$0	\$0	O.K.
121									
122 Bus. Ofc., EU Presubscription	0	N40	\$0	\$0	\$0	\$0	\$0	\$0	O.K.
123 Bus. Ofc., Reserved	0	(I)	0	0	0	0	0	0	O.K.
124 Bus. Ofc., EU Access PL & All Other	0	(H)	0	0	0	0	0	0	O.K.
125 Bus. Ofc., EU Message	0	(H)	0	0	0	0	0	0	O.K.
126 Bus. Ofc., EU Reserved	0	(I)	0	0	0	0	0	0	O.K.
127 Bus. Ofc., IX Special Access	0	(I)	0	0	0	0	0	0	O.K.
128 Bus. Ofc., IX Switched Access	0	N40	0	0	0	0	0	0	O.K.
129 Bus. Ofc., IX Billing and Collection	0	(H)	0	0	0	0	0	0	O.K.
130 Bus. Ofc., Coin Collection & Administr	0	(D)	0	0	0	0	0	0	O.K.
131 Bus. Ofc., Reserved	0	(I)	0	0	0	0	0	0	O.K.
132									
133 Total Business Office	\$0		\$0	\$0	\$0	\$0	\$0	\$0	O.K.
134									
135 Cust. Serv., Msg. Process	\$0	(H)	0	0	0	0	0	0	O.K.
136 Cust. Serv., Other B&C	0	(H)	0	0	0	0	0	0	O.K.
137 Cust. Serv., CABS	11,544	N21	0	11,544	0	0	0	0	O.K.
138 Cust. Serv., EU Common Line	0	(H)	0	0	0	0	0	0	O.K.
139									
140 Total Customer Service	\$11,544		\$0	\$11,544	\$0	\$0	\$0	\$0	O.K.
141									
142 Total BO, CS, OS, Dir	\$11,544		\$0	\$11,544	\$0	\$0	\$0	\$0	O.K.

Southwestern Network, LLC

Operating Expenses and Taxes	Part 36 InitialATA Total	Apportion	Common Line	Local Switching	Information	Common Transport	Billing and Collection	Other	
(A)	(B)	(C)	(D)	(E)	(F)	(G)	(H)	(I)	
158 Other Cust. Serv., Alloc.	\$0	142	\$0	\$0	\$0	\$0	\$0	\$0	O.K.
159 Other Cust. Serv., Direct	0	Direct	0	0	0	0	0	0	O.K.
160									
161 Total Other Cust. Serv.	\$0		\$0	\$0	\$0	\$0	\$0	\$0	O.K.
162									
163 TOTAL CUSTOMER OPER. EXP.	\$11,544		\$0	\$11,544	\$0	\$0	\$0	\$0	O.K.
164									
165 *BIG-THREE* EXPENSES:									
166									
167 Total Pft. Specific Exp.	\$210,186	41	\$0	\$210,186	\$0	\$0	\$0	\$0	O.K.
168 Total Pft Non-specific Exp.	51,294	62 + 67 +69	0	51,294	0	0	0	0	O.K.
169 Total Customer Operations	11,544	163	0	11,544	0	0	0	0	O.K.
170									
171 TOTAL *BIG THREE* EXPENSES	\$273,023		\$0	\$273,024	\$0	\$0	\$0	\$0	O.K.
172									
173 CORPORATE OPERATIONS EXPENSE:									
174									
175 Exec. and Planning, Alloc.	\$85,175	N64	\$0	\$85,175	\$0	\$0	\$0	\$0	O.K.
176 Exec. and Planning, Direct	0	Direct	0	0	0	0	0	0	O.K.
177									
178 Total Exec. and Planning	\$85,175		\$0	\$85,175	\$0	\$0	\$0	\$0	O.K.
179									
180 Admin. & General, Allocable	\$341,915	N64	\$0	\$341,916	\$0	\$0	\$0	\$0	O.K.
181 Admin. & General, Direct	0	Direct	0	0	0	0	0	0	O.K.
182									
183 Total Admin. and Gen	\$341,915		\$0	\$341,916	\$0	\$0	\$0	\$0	O.K.
184									
185 TOTAL CORPORATE OPERATIONS	\$427,090		\$0	\$427,091	\$0	\$0	\$0	\$0	O.K.
186									
187 NON-INCOME TAXES:									
188									
189 Non-income Taxes, Allocable	\$91,359	N37	\$0	\$91,359	\$0	\$0	\$0	\$0	O.K.
190 Non-income Taxes, Direct	3,252	Direct	0	3,252	0	0	0	0	O.K.
191									O.K.
192									
193 Total Non-income Taxes	\$94,611		\$0	\$94,611	\$0	\$0	\$0	\$0	O.K.
194									
195 TOTAL OPER. EXP. AND TAXES	\$1,496,161		\$0	\$1,496,161	\$0	\$0	\$0	\$0	O.K.

Line	Description	(A)	(B)	(C)	(D)	(E)	(F)	(G)	(H)	(I)
13	Net Investment		\$0	0.00%	\$0		\$0		\$0	O.K.
14	Rate of Return		10.00%	B19	10.00%		10.00%		10.00%	O.K.
15	Return on Rate Base		\$0		\$0		\$0		\$0	O.K.
16	AFUDC		\$0	T37	0		0		0	O.K.
17	ITC Amortization		0	T37	0		0		0	O.K.
18	Other Return Adjustments		0	Direct	0		0		0	O.K.
19	Net Return		\$0		\$0		\$0		\$0	O.K.
20	Interest Expense		\$0	T67	0		0		0	O.K.
21	Capitalized Payroll Taxes		0	T37	0		0		0	O.K.
22	Depreciation Adjustment		0	T37	0		0		0	O.K.
23	Other Income Adjustments		0	Direct	0		0		0	O.K.
24	After Tax Income		\$0		\$0		\$0		\$0	O.K.
25	State Income Taxes		\$0	T29	0		0		0	O.K.
26	Federal Income Taxes		0	U195	0		0		0	O.K.
27	Operating Expenses and Taxes		0	Direct	0		0		0	O.K.
28	Other Revenue Adjustments		0	Direct	0		0		0	O.K.
29	Basis for Gross Receipts Tax		0	16+31+32+33	0		0		0	O.K.
30	Gross Receipts Tax		0	37	0		0		0	O.K.
31	TOTAL REVENUE REQUIREMENT		\$0		\$0		\$0		\$0	O.K.

South Dakota Network, LLC

SCHEDULE 1.1 - INVESTMENT SUMMARY									
SCHEDULE 1.1 - INVESTMENT SUMMARY									
(A)	(B)	(C)	(D)	(E)	(F)	(G)	(H)	(I)	
Land and Support Assets	\$0	R25	\$0	\$0	\$0	\$0	\$0	\$0	\$0
Central Office Equipment	\$0	R70	\$0	\$0	\$0	\$0	\$0	\$0	\$0
Info. Term/Org. Equipment	0	R78	0	0	0	0	0	0	0
Cable and Wire Facilities	0	R117	0	0	0	0	0	0	0
Total COE, IOT, C&WF	\$0		\$0	\$0	\$0	\$0	\$0	\$0	\$0
Total Tangible Assets	\$0	R141	\$0	\$0	\$0	\$0	\$0	\$0	\$0
Total Tele. Plt. ex Intang.	\$0		\$0	\$0	\$0	\$0	\$0	\$0	\$0
Total Intangible Assets	0	R144	0	0	0	0	0	0	0
Total Plant in Service	\$0		\$0	\$0	\$0	\$0	\$0	\$0	\$0
Total Plt. Held Future Use	0	R147	0	0	0	0	0	0	0
Total ST PUC	0	R163	0	0	0	0	0	0	0
Total LT PUC	0	R164	0	0	0	0	0	0	0
Total Tel. Plt. Adjust	0	R169	0	0	0	0	0	0	0
TOTAL TELEPHONE PLANT	\$0		\$0	\$0	\$0	\$0	\$0	\$0	\$0
less:									
Accum. Depr., Plt. in Serv.	0	S23	0	0	0	0	0	0	0
Accum. Depr. PHFU	0	S27	0	0	0	0	0	0	0
Accum. Amort. Tangible Plt	0	S28	0	0	0	0	0	0	0
Accum. Amort. Intangibles	0	S29	0	0	0	0	0	0	0
Accum. Amort. Other	0	S30	0	0	0	0	0	0	0
Accum. Def. Inc. Taxes, Net	0	S47	0	0	0	0	0	0	0
Other Assets	0	Direct	0	0	0	0	0	0	0
NET TELEPHONE PLANT	\$0		\$0	\$0	\$0	\$0	\$0	\$0	\$0
plus:									
Class B RTB Stock	0	R171	0	0	0	0	0	0	0
Materials and Supplies	0	R173	0	0	0	0	0	0	0
Cash Working Capital	0	R175	0	0	0	0	0	0	0
Equal Access Investment	0	R177	0	0	0	0	0	0	0
NET INVESTMENT	\$0		\$0	\$0	\$0	\$0	\$0	\$0	\$0

South Dakota Network, 12/80

	Part 35 Total LATA Total	Source of Appropriation	Common Line	Local Switching	Information	Common Transport	Billing and Collection	Other	
(A)	(B)	(C)	(D)	(E)	(F)	(G)	(H)	(I)	
13 LAND AND SUPPORT ASSETS:									
14									
15 Land Assets, Message	\$0	T28	\$0	\$0	\$0	\$0	\$0	\$0	O.K.
16 Land Assets, Private Line	0	T28	0	0	0	0	0	0	O.K.
17									
18 Total Land Assets	\$0		\$0	\$0	\$0	\$0	\$0	\$0	O.K.
19									
20 Support Assets, Message	0	T28	\$0	\$0	\$0	\$0	\$0	\$0	O.K.
21 Support Assets, Private Line	0	T28	0	0	0	0	0	0	O.K.
22									
23 Total Support Assets	\$0		\$0	\$0	\$0	\$0	\$0	\$0	O.K.
24									
25 Total Land and Supp. Assets	\$0		\$0	\$0	\$0	\$0	\$0	\$0	O.K.
26									
27 CENTRAL OFFICE EQUIPMENT:									
28									
29 Operator Sys., DA	\$0	(F)	\$0	\$0	\$0	\$0	\$0	\$0	O.K.
30 Operator Sys., Other	0	(I)	0	0	0	0	0	0	O.K.
31									
32 Total Operator Systems	\$0		\$0	\$0	\$0	\$0	\$0	\$0	O.K.
33									
34 Tandem Switching	\$0	(G)	\$0	\$0	\$0	\$0	\$0	\$0	O.K.
35 Tandem Assigned	0	Direct	0	0	0	0	0	0	O.K.
36									
37 Total Tandem Switching	\$0		\$0	\$0	\$0	\$0	\$0	\$0	O.K.
38									
39 Local Switching	\$0	(E)	\$0	\$0	\$0	\$0	\$0	\$0	O.K.
40 Local Assigned	0	Direct	0	0	0	0	0	0	O.K.
41									
42 Total Local Switching	\$0		\$0	\$0	\$0	\$0	\$0	\$0	O.K.
43									
44 Total Switching	\$0		\$0	\$0	\$0	\$0	\$0	\$0	O.K.



State of New York  
 Telephone Corporation  
 Telephone Service Report  
 For the Month of  
 December, 1964

Line	Description	Part of Other Total	Service Applicable	Central Line	Long Switching	Interchange	Station Equipment	Billing and Collection	Other		
(1)	(2)	(3)	(4)	(5)	(6)	(7)	(8)	(9)	(10)	(11)	
58	COE Exch. Trunk	\$0	Direct	\$0	\$0	\$0	\$0	\$0	\$0	\$0	O.K.
59	COE Exch. Line - Message	0	(C)	0	0	0	0	0	0	0	O.K.
60	COE Exch. Line - PL etc	0	(F)	0	0	0	0	0	0	0	O.K.
61	COE Exch. Line - Assigned	0	Direct	0	0	0	0	0	0	0	O.K.
62	COE Interexchange. Message	0	(G)	0	0	0	0	0	0	0	O.K.
63	COE Interexchange. PL	0	(H)	0	0	0	0	0	0	0	O.K.
64	COE Interexchange. Assigned	0	(G)	0	0	0	0	0	0	0	O.K.
65	COE H/R Message	0	(G)	0	0	0	0	0	0	0	O.K.
66	COE H/R Assigned	0	Direct	0	0	0	0	0	0	0	O.K.
67											
68	Total COE Transmission	\$0		\$0	\$0	\$0	\$0	\$0	\$0	\$0	O.K.
69											
70	Total Central Office Equip.	\$0		\$0	\$0	\$0	\$0	\$0	\$0	\$0	O.K.
71											
72	IOT EQUIPMENT:										
73											
74	Public Telephone	\$0	T43	\$0	\$0	\$0	\$0	\$0	\$0	\$0	O.K.
75	Coinless Pay Phone	0	(D)	0	0	0	0	0	0	0	O.K.
76	Customer Premises Equipment	0	T60	0	0	0	0	0	0	0	O.K.
77											
78	Total IOT Equipment	\$0		\$0	\$0	\$0	\$0	\$0	\$0	\$0	O.K.
79											
80	CABLE AND WIRE FACILITIES:										
81											
82	Exchange PL and WATS	\$0	(I)	\$0	\$0	\$0	\$0	\$0	\$0	\$0	O.K.
83	Exchange Message	0	(D)	0	0	0	0	0	0	0	O.K.
84	Exchange Assigned	0	Direct	0	0	0	0	0	0	0	O.K.
85											
86	Total Exchange Line C&WF	\$0		\$0	\$0	\$0	\$0	\$0	\$0	\$0	O.K.
87											
88	Exchange Trunk. Message	\$0	Direct	\$0	\$0	\$0	\$0	\$0	\$0	\$0	O.K.
89	Exchange Trunk. PL	0	Direct	0	0	0	0	0	0	0	O.K.
90											
91	Total Exchange Trunk C&WF	\$0		\$0	\$0	\$0	\$0	\$0	\$0	\$0	O.K.
92											
93	Interexchange Message	\$0	(G)	\$0	\$0	\$0	\$0	\$0	\$0	\$0	O.K.
94	Interexchange PL. WATS	0	(H)	0	0	0	0	0	0	0	O.K.
95	Interexchange Assigned	0	(G)	0	0	0	0	0	0	0	O.K.
96											
97	Total Interexchange C&WF	\$0		\$0	\$0	\$0	\$0	\$0	\$0	\$0	O.K.

South Dakota Network, LLC

	Part of Int'l ATA Total	Source of Apportion	Common Line	Local Switching	Information	Common Transport	Billing and Collection	Other	
(A)	(B)	(C)	(D)	(E)	(F)	(G)	(H)	(I)	
111 H/R C&WF, Message	\$0	(G)	\$0	\$0	\$0	\$0	\$0	\$0	O.K.
112 H/R C&WF, WATS	0	(I)	0	0	0	0	0	0	O.K.
113 H/R C&WF, Assigned	0	Direct	0	0	0	0	0	0	O.K.
114									
115 Total Host/Remote C&WF	\$0		\$0	\$0	\$0	\$0	\$0	\$0	O.K.
116									
117 Total Cable and Wire Facil	\$0		\$0	\$0	\$0	\$0	\$0	\$0	O.K.
118									
119 TANGIBLE ASSETS:									
120									
121 Land and Support Leases	\$0	T28	\$0	\$0	\$0	\$0	\$0	\$0	O.K.
122									
123 COE Operator Leases	\$0	32	\$0	\$0	\$0	\$0	\$0	\$0	O.K.
124 COE Tandem Switching Leases	0	34	0	0	0	0	0	0	O.K.
125 COE Local Switching Leases	0	39	0	0	0	0	0	0	O.K.
126 COE Transmission Leases	0	68	0	0	0	0	0	0	O.K.
127									
128 Total COE Leases	\$0		\$0	\$0	\$0	\$0	\$0	\$0	O.K.
129									
130 IDT Equipment Leases	\$0	78	\$0	\$0	\$0	\$0	\$0	\$0	O.K.
131									
132 C&WF Leases	\$0	117	\$0	\$0	\$0	\$0	\$0	\$0	O.K.
133									
134 Total Capital Leases	\$0		\$0	\$0	\$0	\$0	\$0	\$0	O.K.
135									
136 Leasehold Impr., Alloc.	\$0	T37	\$0	\$0	\$0	\$0	\$0	\$0	O.K.
137 Leasehold Impr., Direct	0	Direct	0	0	0	0	0	0	O.K.
138									
139 Total Leasehold Improvementsa	\$0		\$0	\$0	\$0	\$0	\$0	\$0	O.K.
140									
141 Total Tangible Assets	\$0		\$0	\$0	\$0	\$0	\$0	\$0	O.K.
142									
143									
144 TOTAL INTANGIBLE ASSETS	\$0	T37	\$0	\$0	\$0	\$0	\$0	\$0	O.K.
145									
146									
147 PROPERTY HELD FOR FUTURE US	\$0	T46	\$0	\$0	\$0	\$0	\$0	\$0	O.K.

South Orange Network, LLC

Part 36 Regulatory Detail	Part 36 Regulatory Total	Source of Appropriation	Common Line	Local Switching	Information	Common Transport	Billing and Collection	Other	
(A)	(B)	(C)	(D)	(E)	(F)	(G)	(H)	(I)	
161 PLANT UNDER CONSTRUCTION									
162									
163 Short-term	\$0	T46	\$0	\$0	\$0	\$0	\$0	\$0	O.K.
164 Long-term	0	T46	0	0	0	0	0	0	O.K.
165									
166 Total Pl. Under Const	\$0		\$0	\$0	\$0	\$0	\$0	\$0	O.K.
167									
168									
169 TELEPHONE PLANT ADJUSTMENT	\$0	T46	\$0	\$0	\$0	\$0	\$0	\$0	O.K.
170									
171 CLASS B RTB STOCK	\$0	T37	\$0	\$0	\$0	\$0	\$0	\$0	O.K.
172									
173 MATERIALS AND SUPPLIES	\$0	T37	\$0	\$0	\$0	\$0	\$0	\$0	O.K.
174									
175 CASH WORKING CAPITAL	\$0	T37	\$0	\$0	\$0	\$0	\$0	\$0	O.K.
176									
177 EQUAL ACCESS INVESTMENT	\$0	Direct	\$0	\$0	\$0	\$0	\$0	\$0	O.K.

South Dakota Network, LLC

Fixed Assets Intangible Residuals and Debits	Fixed Intangible Total	Source of Appropriation	Common Law	Local Switching	Information	Common Transport	Billing and Collection	Other	
(A)	(B)	(C)	(D)	(E)	(F)	(G)	(H)	(I)	
13 ACCUM. DEPRECIATION, TPIS:									
14									
15 Support Assets	\$0	T28	\$0	\$0	\$0	\$0	\$0	\$0	O.K.
16 COE Switching	0	R44	0	0	0	0	0	0	O.K.
17 COE Operator	0	R32	0	0	0	0	0	0	O.K.
18 COE Transmission	0	R68	0	0	0	0	0	0	O.K.
19 IOT Equipment	0	R78	0	0	0	0	0	0	O.K.
20 Cable and Wire Facilities	0	R117	0	0	0	0	0	0	O.K.
21 Other Plant	0	T37	0	0	0	0	0	0	O.K.
22									
23 Total Accum. Depr., TPIS	\$0		\$0	\$0	\$0	\$0	\$0	\$0	O.K.
24									
25 ACCUM. AMORTIZATION:									
26									
27 Accum. Depreciation, PHFU	0	T37	\$0	\$0	\$0	\$0	\$0	\$0	O.K.
28 Accum. Amort., Tangible Inv.	0	T37	0	0	0	0	0	0	O.K.
29 Accum. Amort., Intang. Inv.	0	T37	0	0	0	0	0	0	O.K.
30 Accum. Amort., Other	0	T37	0	0	0	0	0	0	O.K.
31									
32 Tot. Accum. Amortization	\$0		\$0	\$0	\$0	\$0	\$0	\$0	O.K.
33									
34 Total Accum. Depr./Amort.	\$0		\$0	\$0	\$0	\$0	\$0	\$0	O.K.
35									
36									
37 ACCUM. DEF. INC. TAXES, NET:									
38									
39 Support Assets	\$0	T28	\$0	\$0	\$0	\$0	\$0	\$0	O.K.
40 COE Switching	0	R44	0	0	0	0	0	0	O.K.
41 COE Operator	0	R32	0	0	0	0	0	0	O.K.
42 COE Transmission	0	R68	0	0	0	0	0	0	O.K.
43 IOT Equipment	0	R78	0	0	0	0	0	0	O.K.
44 Cable and Wire Fac.	0	R117	0	0	0	0	0	0	O.K.
45 Unclassified	0	T37	0	0	0	0	0	0	O.K.
46									
47 Total Accum. Def. Inc. Taxes	\$0		\$0	\$0	\$0	\$0	\$0	\$0	O.K.

South Dakota Network, LLC

Part 36 InterLATA Total		Source	Common Line	Local Switching	Information	Common Transport	Billing and Collection	Other	
(A)	(B)	(C)	(D)	(E)	(F)	(G)	(H)	(I)	
13 Central Office Equipment	\$0	R70	\$0	\$0	\$0	\$0	\$0	\$0	O.K.
14 Info. Orig./Term. Eqpt	0	R78	0	0	0	0	0	0	O.K.
15 C&W Facilities	0	R117	0	0	0	0	0	0	O.K.
16									
17 Total	\$0		\$0	\$0	\$0	\$0	\$0	\$0	O.K.
18 Factor	0.000000		0.000000	0.000000	0.000000	0.000000	0.000000	0.000000	O.K.
19									
20 Sum: Sw., Trans., Other	\$0	17	\$0	\$0	\$0	\$0	\$0	\$0	O.K.
21 Factor	0.000000		0.000000	0.000000	0.000000	0.000000	0.000000	0.000000	O.K.
22									
23 Central Office Equipment	\$0	R70	\$0	\$0	\$0	\$0	\$0	\$0	O.K.
24 Info. Orig./Term. Eqpt	0	R78	0	0	0	0	0	0	O.K.
25 C&WF, Excl. Exch. Message	0	R117-B3	0	0	0	0	0	0	O.K.
26									
27 Total	\$0		\$0	\$0	\$0	\$0	\$0	\$0	O.K.
28 Factor	0.000000		0.000000	0.000000	0.000000	0.000000	0.000000	0.000000	O.K.
29									
30 General Support Facilities	\$0	R25	\$0	\$0	\$0	\$0	\$0	\$0	O.K.
31 Central Office Equipment	0	13	0	0	0	0	0	0	O.K.
32 Info. Orig./Term. Eqpt	0	14	0	0	0	0	0	0	O.K.
33 C&W Facilities	0	15	0	0	0	0	0	0	O.K.
34 Equal Access Investment	0	R177	0	0	0	0	0	0	O.K.
35									
36 Total	\$0		\$0	\$0	\$0	\$0	\$0	\$0	O.K.
37 Factor	0.000000		0.000000	0.000000	0.000000	0.000000	0.000000	0.000000	O.K.
38									
39 Sum: Com. Ln., Sw., Trans.	\$0	39	\$0	\$0	\$0	\$0	\$0	\$0	O.K.
40 Factor	0.000000		0.000000	0.000000	0.000000	0.000000	0.000000	0.000000	O.K.
41									
42 COE Cat. 2 Factor	1.000000	Direct	0.000000	0.000000	0.000000	1.000000	0.000000	0.000000	O.K.
43 IOT Cat. 1 Factor	1.000000	Direct	1.000000	0.000000	0.000000	0.000000	0.000000	0.000000	O.K.
44									
45 Total TPIS	\$0	Q26	\$0	\$0	\$0	\$0	\$0	\$0	O.K.
46 Factor	0.000000		0.000000	0.000000	0.000000	0.000000	0.000000	0.000000	O.K.

	(i)	(ii)	(iii)	(iv)	(v)	(vi)	(vii)	(viii)	(ix)	(x)	(xi)	(xii)
50 Interstate Equip Factor	0.000000	0.000000	0.000000	0.000000	0.000000	0.000000	0.000000	0.000000	0.000000	0.000000	0.000000	0.000000
61 Wtd. Std Work Seconds	1.000000	1.000000	1.000000	1.000000	1.000000	1.000000	1.000000	1.000000	1.000000	1.000000	1.000000	1.000000
52												
53 BIG THREE Expenses	\$0	\$0	\$0	\$0	\$0	\$0	\$0	\$0	\$0	\$0	\$0	\$0
64 Factor	0.000000	0.000000	0.000000	0.000000	0.000000	0.000000	0.000000	0.000000	0.000000	0.000000	0.000000	0.000000
65												
66 Net Investment	0	0	0	0	0	0	0	0	0	0	0	0
67 Factor	0.000000	0.000000	0.000000	0.000000	0.000000	0.000000	0.000000	0.000000	0.000000	0.000000	0.000000	0.000000

South Eastern Regional LTD

10/10/2000

10/10/2000

10/10/2000

South Dakota Network, LLC

Part 36 InterLATA		Common Line	Local Switching	Information	Common Transport	Billing and Collection	Other	
Operating Expenses and Taxes	Total	Apportion						
(A)	(B)	(C)	(D)	(E)	(F)	(G)	(H)	(I)
13 PLANT SPEC OPER EXPENSE:								
14								
15 Network Support, Alloc.	\$0	T37	\$0	\$0	\$0	\$0	\$0	\$0 O.K.
16 Network Support, Direct	0	Direct	0	0	0	0	0	0 O.K.
17								
18 Total Network Support Exp.	\$0		\$0	\$0	\$0	\$0	\$0	\$0 O.K.
19								
20 General Support, Alloc.	\$0	T30	\$0	\$0	\$0	\$0	\$0	\$0 O.K.
21 General Support, Direct	0	Direct	0	0	0	0	0	0 O.K.
22								
23 Total General Support Exp.	\$0		\$0	\$0	\$0	\$0	\$0	\$0 O.K.
24								
25 Central Office Eq., Alloc.	\$0	T31	\$0	\$0	\$0	\$0	\$0	\$0 O.K.
26 Central Office Eq., Direct	0	Direct	0	0	0	0	0	0 O.K.
27								
28 Total COE Exp.	\$0		\$0	\$0	\$0	\$0	\$0	\$0 O.K.
29								
30 Cust. Premises Equip	\$0	R76	\$0	\$0	\$0	\$0	\$0	\$0 O.K.
31 Other IOT	0	T43	0	0	0	0	0	0 O.K.
32 IOT Direct	0	Direct	0	0	0	0	0	0 O.K.
33								
34 Total IOT Exp.	\$0		\$0	\$0	\$0	\$0	\$0	\$0 O.K.
35								
36 Cable & Wire, Alloc.	\$0	T33	\$0	\$0	\$0	\$0	\$0	\$0 O.K.
37 Cable & Wire, Direct	0	Direct	0	0	0	0	0	0 O.K.
38								
39 Total C&WF Exp.	\$0		\$0	\$0	\$0	\$0	\$0	\$0 O.K.
40								
41 TOTAL PLT. SPEC. OPER. EXP.	\$0		\$0	\$0	\$0	\$0	\$0	\$0 O.K.
42								
43 TOTAL PLT. SPEC. ex SUPPORT	\$0		\$0	\$0	\$0	\$0	\$0	\$0 O.K.

South Dakota Network, LLC

	Part 36 InterLATA Total	Apperion	Common Line	Local Switching	Information	Common Transport	Billing and Collection	Other	
(A)	(B)	(C)	(D)	(E)	(F)	(G)	(H)	(I)	
57 NON-SPECIFIC OPER. EXP.:									
58									
59 Oth. Plt. and Equip., Alloc.	\$0	T18	\$0	\$0	\$0	\$0	\$0	\$0	O.K.
60 Oth. Plt. and Equip., Direct	0	Direct	0	0	0	0	0	0	O.K.
61									
62 Total Oth. Plt. & Equip.	\$0		\$0	\$0	\$0	\$0	\$0	\$0	O.K.
63									
64 Network Operations, Alloc.	\$0	T18	\$0	\$0	\$0	\$0	\$0	\$0	O.K.
65 Network Operations, Direct	0	Direct	0	0	0	0	0	0	O.K.
66									
67 Total Network Oper. Exp.	\$0		\$0	\$0	\$0	\$0	\$0	\$0	O.K.
68									
69 Total Access Expenses	\$0	Direct	\$0	\$0	\$0	\$0	\$0	\$0	O.K.
70									
71 Depr., Support Assets	\$0	R23	\$0	\$0	\$0	\$0	\$0	\$0	O.K.
72 Depr., COE Switching	0	R44	0	0	0	0	0	0	O.K.
73 Depr., COE Operator	0	R32	0	0	0	0	0	0	O.K.
74 Depr., COE Transmission	0	R68	0	0	0	0	0	0	O.K.
75 Depr., IOT Equipment	0	R78	0	0	0	0	0	0	O.K.
76 Depr., C&W Facilities	0	R117	0	0	0	0	0	0	O.K.
77 Depr., PHFU	0	R147	0	0	0	0	0	0	O.K.
78									
79 Total Depreciation Expense	\$0		\$0	\$0	\$0	\$0	\$0	\$0	O.K.
80									
81 Amort., Tangible Assets	\$0	R141	\$0	\$0	\$0	\$0	\$0	\$0	O.K.
82 Amort., Intangible Assets	0	R144	0	0	0	0	0	0	O.K.
83 Other Amortization	0	Direct	0	0	0	0	0	0	O.K.
84 Direct Assigned Amort.	0	Direct	0	0	0	0	0	0	O.K.
85									
86 Total Amortization Exp.	\$0		\$0	\$0	\$0	\$0	\$0	\$0	O.K.
87									
88 Total Depr. and Amort.	\$0		\$0	\$0	\$0	\$0	\$0	\$0	O.K.
89									
90 TOTAL NON-SPEC. OPER. EXP.	\$0		\$0	\$0	\$0	\$0	\$0	\$0	O.K.



Operating Expenses and Costs

	Operating Expenses and Costs	Account	Common Line	Classified Directory	Telephone	Exchange Transfer	Billing and Collection	Other	
104	OPERATING EXPENSES AND COSTS								
105									
106	Marketing, Records	T07	\$0	\$0	\$0	\$0	\$0	\$0	O.K.
107	Marketing, Direct	Direct	0	0	0	0	0	0	O.K.
108									
109	Total Marketing Expense		\$0	\$0	\$0	\$0	\$0	\$0	O.K.
110									
111	Operator Service, A/Rot.	T61	\$0	\$0	\$0	\$0	\$0	\$0	O.K.
112	Operator Service, Direct	Direct	0	0	0	0	0	0	O.K.
113									
114	Total Operator Service		\$0	\$0	\$0	\$0	\$0	\$0	O.K.
115									
116	Classified Directory	Direct	\$0	\$0	\$0	\$0	\$0	\$0	O.K.
117	Alphabetical Directory	(F)	0	0	0	0	0	0	O.K.
118	Foreign Directory	Direct	0	0	0	0	0	0	O.K.
119									
120	Total Directory		\$0	\$0	\$0	\$0	\$0	\$0	O.K.
121									
122	Bus. Ofc., EU Presubscription	T40	0	\$0	\$0	\$0	\$0	\$0	O.K.
123	Bus. Ofc., Reserved	(I)	0	0	0	0	0	0	O.K.
124	Bus. Ofc., EU Access PL & All Other	(H)	0	0	0	0	0	0	O.K.
125	Bus. Ofc., EU Message	(H)	0	0	0	0	0	0	O.K.
126	Bus. Ofc., EU Reserved	(I)	0	0	0	0	0	0	O.K.
127	Bus. Ofc., IX Special Access	(I)	0	0	0	0	0	0	O.K.
128	Bus. Ofc., IX Switched Access	T40	0	0	0	0	0	0	O.K.
129	Bus. Ofc., IX Billing and Collection	(H)	0	0	0	0	0	0	O.K.
130	Bus. Ofc., Coin Collection & Administr	(D)	0	0	0	0	0	0	O.K.
131	Bus. Ofc., Reserved	(I)	0	0	0	0	0	0	O.K.
132									
133	Total Business Office		\$0	\$0	\$0	\$0	\$0	\$0	O.K.
134									
135	Cust. Serv., Msg. Process	(H)	\$0	0	0	0	0	0	O.K.
136	Cust. Serv., Other B&C	(H)	0	0	0	0	0	0	O.K.
137	Cust. Serv., CABS	T21	0	0	0	0	0	0	O.K.
138	Cust. Serv., EU Common Line	(H)	0	0	0	0	0	0	O.K.
139									
140	Total Customer Service		\$0	\$0	\$0	\$0	\$0	\$0	O.K.
141									
142	Total BO, CS, OS, Dir.		\$0	\$0	\$0	\$0	\$0	\$0	O.K.

South Dakota Network, LLC

***** FCC PART 68 ***** Operating Expenses and Taxes		Part 36 InterLATA Total	Apportion	Common Line	Local Switching	Information	Common Transport	Billing and Collection	Other	
(A)	(B)	(C)	(D)	(E)	(F)	(G)	(H)	(I)		
158 Other Cust. Serv., Alloc	\$0	142	\$0	\$0	\$0	\$0	\$0	\$0	\$0	O.K.
159 Other Cust. Serv., Direct	0	Direct	0	0	0	0	0	0	0	O.K.
160										
161 Total Other Cust. Serv.	\$0		\$0	\$0	\$0	\$0	\$0	\$0	\$0	O.K.
162										
163 TOTAL CUSTOMER OPER. EXP.	\$0		\$0	\$0	\$0	\$0	\$0	\$0	\$0	O.K.
164										
165 "BIG-THREE" EXPENSES.										
166										
167 Total Pll Specific Exp.	\$0	41	\$0	\$0	\$0	\$0	\$0	\$0	\$0	O.K.
168 Total Pll Non-specific Exp.	0	62 + 67 + 69	0	0	0	0	0	0	0	O.K.
169 Total Customer Operations	0	163	0	0	0	0	0	0	0	O.K.
170										
171 TOTAL "BIG THREE" EXPENSES	\$0		\$0	\$0	\$0	\$0	\$0	\$0	\$0	O.K.
172										
173 CORPORATE OPERATIONS EXPENSE:										
174										
175 Exec. and Planning, Alloc.	\$0	T64	\$0	\$0	\$0	\$0	\$0	\$0	\$0	O.K.
176 Exec. and Planning, Direct	0	Direct	0	0	0	0	0	0	0	O.K.
177										
178 Total Exec. and Planning	\$0		\$0	\$0	\$0	\$0	\$0	\$0	\$0	O.K.
179										
180 Admin. & General, Allocable	\$0	T64	\$0	\$0	\$0	\$0	\$0	\$0	\$0	O.K.
181 Admin. & General, Direct	0	Direct	0	0	0	0	0	0	0	O.K.
182										
183 Total Admin. and Gen.	\$0		\$0	\$0	\$0	\$0	\$0	\$0	\$0	O.K.
184										
185 TOTAL CORPORATE OPERATIONS	\$0		\$0	\$0	\$0	\$0	\$0	\$0	\$0	O.K.
186										
187 NON-INCOME TAXES.										
188										
189 Non-income Taxes, Allocable	\$0	T37	\$0	\$0	\$0	\$0	\$0	\$0	\$0	O.K.
190 Non-income Taxes, Direct	0	Direct	0	0	0	0	0	0	0	O.K.
191										
192										
193 Total Non-income Taxes	\$0		\$0	\$0	\$0	\$0	\$0	\$0	\$0	O.K.
194										
195 TOTAL OPER. EXP. AND TAXES	\$0		\$0	\$0	\$0	\$0	\$0	\$0	\$0	O.K.

PLANT INVESTMENT DETAIL - INTRASTATE COST MODEL

COMPANY NAME: South Dakota Network, LLC  
 PLANT ADDRESS: ENDING DECEMBER 31, 1999  
 RUN DATE AND TIME: 28 Jun 2000 11:53:33 AM

NOTES: SEE SHEET 13 TO INPUT PART 36 ALLOCATION FACTORS.

		Intrastate												
		TOTAL COMPANY	Source/ Allocator	Interstate and Other	Message Telephone Service		Private Line		TOTAL INTRASTATE					
***** FCC PART 36 *****	(A)				(B)	(C)	(D)	InterLATA			IntraLATA	InterLATA	IntraLATA	(E)
PLANT INVESTMENT DETAIL:														
21	Land, Allocable	64,169	---	---	---	---	---	---	---	---	---	---	---	---
22	Land, Direct	0	---	0	---	0	---	0	---	0	---	0	---	0
23	Motor Vehicles	33,237	---	---	---	---	---	---	---	---	---	---	---	---
24	Aircraft	0	---	---	---	---	---	---	---	---	---	---	---	---
25	Special Purpose Vehicles	0	---	---	---	---	---	---	---	---	---	---	---	---
26	Garage Work Equipment	0	---	---	---	---	---	---	---	---	---	---	---	---
27	Other Work Equipment	48,101	---	---	---	---	---	---	---	---	---	---	---	---
28	Buildings, Allocable	2,531,312	---	---	---	---	---	---	---	---	---	---	---	---
29	Buildings, Direct	0	---	0	---	0	---	0	---	0	---	0	---	0
30	Furniture	165,522	---	---	---	---	---	---	---	---	---	---	---	---
31	Office Equipment	228,942	---	---	---	---	---	---	---	---	---	---	---	---
32	General Purpose Computers	185,851	---	---	---	---	---	---	---	---	---	---	---	---
33	CAT 1 Oper. Sys., TSPS	0	---	---	---	---	---	---	---	---	---	---	---	---
34	CAT 1 Oper. Sys., Other TSPS	0	---	---	---	---	---	---	---	---	---	---	---	---
35	CAT 1 Oper. Sys., Aux. Pos.	0	---	---	---	---	---	---	---	---	---	---	---	---
36	CAT 1 Oper. Sys., Other	0	---	0	---	0	---	0	---	0	---	0	---	0
37	CAT 2 Tandem Sw. Allocable	0	---	---	---	---	---	---	---	---	---	---	---	---
38	CAT 2 Tandem Sw. Direct	0	---	0	---	0	---	0	---	0	---	0	---	0
39	CAT 3 Local Sw. Allocable	9,301,058	---	---	---	---	---	---	---	---	---	---	---	---
40	CAT 3 Local Sw. Direct	0	---	0	---	0	---	0	---	0	---	0	---	0
41	CAT 4.12 Exchange Trunk	0	---	---	---	---	---	---	---	---	---	---	---	---
42	CAT 4.12 Exch. Tr. Direct	0	---	0	---	0	---	0	---	0	---	0	---	0
43	CAT 4.13 Exch. Ln. Msg., PL & WATS	0	---	---	---	---	---	---	---	---	---	---	---	---
44	Reserved	0	---	---	---	---	---	---	---	---	---	---	---	---
45	CAT 4.13 Direct	0	---	0	---	0	---	0	---	0	---	0	---	0
46	CAT 4.23 Message, PL & WATS	0	---	---	---	---	---	---	---	---	---	---	---	---
47	Reserved	0	---	---	---	---	---	---	---	---	---	---	---	---
48	CAT 4.23 Direct	0	---	0	---	0	---	0	---	0	---	0	---	0
49	CAT 4.3 H/R Message	0	---	---	---	---	---	---	---	---	---	---	---	---
50	CAT 4.3 WATS	0	---	0	---	0	---	0	---	0	---	0	---	0
51	CAT 4.3 Direct	0	---	0	---	0	---	0	---	0	---	0	---	0
52	CAT 1 Other IOT Equipment	0	---	---	---	---	---	---	---	---	---	---	---	---
53	CAT 1 Coinless Pay Phones	0	---	0	---	0	---	0	---	0	---	0	---	0

INTRASTATE SERVICE COST SUMMARY

Southwestern Bell Telephone Company  
 1978-1979

intrastate

***** FCC PART 35 *****	TOTAL COMPANY	Source/ Allocator	Interstate and Other	Message Telephone Service				Private Line		TOTAL INTRASTATE
				InterLATA	IntraLATA	InterLATA	IntraLATA			
				(E)	(F)	(G)	(H)	(I)		
(A)	(B)	(C)	(D)	(E)	(F)	(G)	(H)	(I)		
70 CAT 2 CP Equipment	0	---	0	0	0	0	0	0	0	
71 Reserved	0	---	---	---	---	---	---	---	---	
72 Reserved	0	---	---	---	---	---	---	---	---	
73 CAT 1-3 Joint Msg., Cat. 1.1 & 1.2 PL	0	---	---	---	---	---	---	---	---	
74 Other CAT 1 C&WF	0	---	0	0	0	0	0	0	0	
75 CAT 2 C&WF	0	---	---	---	---	---	---	---	---	
76 CAT 2 C&WF, Wideband	0	---	0	0	0	0	0	0	0	
77 CAT 3 Joint Message & PLWATS	0	---	---	---	---	---	---	---	---	
78 Reserved	0	---	---	---	---	---	---	---	---	
79 CAT 3 Direct	0	---	0	0	0	0	0	0	0	
80 CAT 4 Message	0	---	---	---	---	---	---	---	---	
81 CAT 4 WATS	0	---	0	0	0	0	0	0	0	
82 CAT 4 Direct	0	---	0	0	0	0	0	0	0	
83 Allocable Support Leases	0	---	---	---	---	---	---	---	---	
84 Direct Support Leases	0	---	0	0	0	0	0	0	0	
85 COE Operator	0	---	---	---	---	---	---	---	---	
86 COE Tandem Switch	0	---	---	---	---	---	---	---	---	
87 COE Local Switch	0	---	---	---	---	---	---	---	---	
88 COE Transmission	0	---	---	---	---	---	---	---	---	
89 COE Direct	0	---	0	0	0	0	0	0	0	
90 IOT Leases	0	---	0	0	0	0	0	0	0	
91 C&WF Leases	0	---	0	0	0	0	0	0	0	
92 Leasehold Imp. Land etc.	0	---	---	---	---	---	---	---	---	
93 Leasehold Imp. COE Switching	0	---	---	---	---	---	---	---	---	
94 Leasehold Imp. COE Operator	0	---	---	---	---	---	---	---	---	
95 Leasehold Imp. COE Trans.	0	---	---	---	---	---	---	---	---	
96 Leasehold Imp. IOT	0	---	0	0	0	0	0	0	0	
97 Leasehold Imp. C&WF	0	---	0	0	0	0	0	0	0	
98 Leasehold Imp. Other	0	---	0	0	0	0	0	0	0	
99 Allocable Acct. No. 2690	26,256	---	---	---	---	---	---	---	---	
100 Direct Acct. No. 2690	0	---	0	0	0	0	0	0	0	
101 Materials and Supplies	0	---	---	---	---	---	---	---	---	
102 RTB Stock	0	---	---	---	---	---	---	---	---	
103 Tele. Plt. Adjust. - Alloc.	0	---	---	---	---	---	---	---	---	
104 Tele. Plt. Adjust. - Direct	0	---	0	0	0	0	0	0	0	
105 Other Assets, Net	0	---	0	0	0	0	0	0	0	
106 Other Liab., Def. Cr., Net	0	---	0	0	0	0	0	0	0	

STATE OF TEXAS  
 PUBLIC UTILITIES COMMISSION  
 REGULATORY AND FINANCIAL SERVICES DIVISION  
 1100 WEST 17TH STREET, SUITE 1000  
 AUSTIN, TEXAS 78758-1100

PUBLIC UTILITY REPORT  
 STATE OF TEXAS  
 PUBLIC UTILITIES COMMISSION

ACCOUNT	TOTAL COMPANY	Source Allocation	Transmission and Other	Message Telephone Service				Private Line		TOTAL INTRASTATE
				InterLATA		IntraLATA		InterLATA		
				(E)	(F)	(G)	(H)	(I)	(J)	
123 TPUC - Short Term, Alloc.	0	---	---	---	---	---	---	---	---	---
124 TPUC - Short Term, Direct	0	---	0	0	0	---	0	0	0	0
125 TPUC - Long Term, Alloc.	0	---	---	---	---	---	---	---	---	---
126 TPUC - Long Term, Direct	0	---	0	0	0	---	0	0	0	0
127										
128 RESERVES AND DEFERRALS:										
129 Acc. Depr. Support Assets	738,001	---	---	---	---	---	---	---	---	---
130 Acc. Depr. COE Switching	5,177,688	---	---	---	---	---	---	---	---	---
131 Acc. Depr. COE Operator	0	---	---	---	---	---	---	---	---	---
132 Acc. Depr. COE Transmission	0	---	---	---	---	---	---	---	---	---
133 Acc. Depr. IOT Equipment	0	---	---	---	---	---	---	---	---	---
134 Acc. Depr. Cable and Wire Facilities	0	---	---	---	---	---	---	---	---	---
135 Acc. Depr. Other Plant	0	---	0	0	0	---	0	0	0	0
136 Accum. Amort., Tangible Inv.	0	---	---	---	---	---	---	---	---	---
137 Accum. Amort., Intang. Inv.	4,779	---	---	---	---	---	---	---	---	---
138 Accum. Amort., Other	0	---	0	0	0	---	0	0	0	0
139 Acc. Def. IT Support Assets	69,934	---	---	---	---	---	---	---	---	---
140 Acc. Def. IT COE Switching	199,705	---	---	---	---	---	---	---	---	---
141 Acc. Def. IT COE Operator	0	---	---	---	---	---	---	---	---	---
142 Acc. Def. IT COE Trans.	0	---	---	---	---	---	---	---	---	---
143 Acc. Def. IT IOT Equipment	0	---	---	---	---	---	---	---	---	---
144 Acc. Def. IT C&WF	0	---	---	---	---	---	---	---	---	---
145 Acc. Def. IT Unclassified	0	---	0	0	0	---	0	0	0	0
146										
147 OPERATING EXPENSES AND TAXES:										
148 Network Support, Alloc.	0	---	---	---	---	---	---	---	---	---
149 Network Support, Direct	0	---	0	0	0	---	0	0	0	0
150 General Support, Alloc.	92,251	---	---	---	---	---	---	---	---	---
151 General Support, Direct	0	---	0	0	0	---	0	0	0	0
152 Central Office Eq., Alloc.	494,420	---	---	---	---	---	---	---	---	---
153 Central Office Eq., Direct	0	---	0	0	0	---	0	0	0	0
154 Cust. Premises Equip.	0	---	---	---	---	---	---	---	---	---
155 Coinless Pay Phone Exp.	0	---	---	---	---	---	---	---	---	---
156 Other IOT	0	---	---	---	---	---	---	---	---	---
157 IOT Direct	0	---	0	0	0	---	0	0	0	0
158 Cable & Wire, Alloc.	0	---	---	---	---	---	---	---	---	---
159 Cable & Wire, Direct	0	---	0	0	0	---	0	0	0	0

\*\*\*\*\* FCC PART 36 \*\*\*\*\*

Rate of Return - 1999  
 (Include in 1999 Report)

Intrastate

	TOTAL COMPANY	Source/ Allocator	Interstate and Other	Message Telephone Service		Private Line		TOTAL INTRASTATE
				InterLATA	IntraLATA	InterLATA	IntraLATA	
				(E)	(F)	(G)	(H)	
(A)	(B)	(C)	(D)	(E)	(F)	(G)	(H)	(I)
176 Oth. Plt. and Equip., Alloc.	0	---	---	---	---	---	---	---
177 Oth. Plt. and Equip., Direct	0	---	0	0	0	0	0	0
178 Network Operations, Alloc.	143,171	---	---	---	---	---	---	---
179 Network Operations, Direct	0	---	0	0	0	0	0	0
180 Total Access Expense	0	---	0	0	0	0	0	0
181 Depr., Support Assets	291,360	---	---	---	---	---	---	---
182 Depr., COE Switching	1,661,710	---	---	---	---	---	---	---
183 Depr., COE Operator	0	---	---	---	---	---	---	---
184 Depr., COE Transmission	0	---	---	---	---	---	---	---
185 Depr., IOT Equipment	0	---	---	---	---	---	---	---
186 Depr., C&W Facilities	0	---	---	---	---	---	---	---
187 Amort., Tangible Assets	0	---	---	---	---	---	---	---
188 Amort., Intangible Assets	4,779	---	---	---	---	---	---	---
189 Other Amortization	0	---	0	0	0	0	0	0
190 Direct Assigned Amort.	0	---	0	0	0	0	0	0
191 Marketing, Allocable	0	---	---	---	---	---	---	---
192 Marketing, Direct	0	---	0	0	0	0	0	0
193 Operator Service, Alloc.	0	---	---	---	---	---	---	---
194 Operator Service, Direct	0	---	0	0	0	0	0	0
195 Classified Directory	0	---	0	0	0	0	0	0
196 Alphabetical Directory	0	---	---	---	---	---	---	---
197 Foreign Directory	0	---	---	---	---	---	---	---
198 Bus. Ofc., EU Presubscription	0	---	---	---	---	---	---	---
199 Bus. Ofc., EU MTS & WATS	0	---	---	---	---	---	---	---
200 Bus. Ofc., EU Access, P/L & all Other	0	---	---	---	---	---	---	---
201 Bus. Ofc., IXC Special Access	0	---	---	---	---	---	---	---
202 Bus. Ofc., IXC Switched Access	0	---	---	---	---	---	---	---
203 Bus. Ofc., IXC B & C Services	0	---	---	---	---	---	---	---
204 Coin Collect & Admin.	0	---	---	---	---	---	---	---
205 Cust. Svc., Direct	0	---	0	0	0	0	0	0
206 Cust. Serv., Msg. Process	0	---	---	---	---	---	---	---
207 Cust. Serv., Other B&C	0	---	---	---	---	---	---	---
208 Cust. Serv., CABS	23,087	---	---	---	---	---	---	---
209 Cust. Serv., EU Common Line	0	---	0	0	0	0	0	0
210 Other Cust. Serv., Alloc.	0	---	---	---	---	---	---	---
211 Other Cust. Serv., Direct	0	---	0	0	0	0	0	0
212 Exec. and Planning, Alloc.	234,498	---	---	---	---	---	---	---
213 Exec. and Planning, Direct	0	---	0	0	0	0	0	0

**SOUTH CAROLINA TELEPHONE AND TELEVISION SERVICE COMPANY**

South Carolina Telephone and Television Service Company  
 Federal Communications Commission  
 Washington, D.C. 20541

**Intrastate**

***** FCC PART 36 *****	TOTAL COMPANY	Source/ Allocator	Interstate and Other	Message Telephone Service		Private Line		TOTAL INTRASTATE
				InterLATA	IntraLATA	InterLATA	IntraLATA	
(A)	(B)	(C)	(D)	(E)	(F)	(G)	(H)	(I)
230 Admin. & General, Allocable	941,341	---	---	---	---	---	---	---
231 Admin. & General, Direct	0	---	0	0	0	0	0	0
232 Non-income Taxes, Allocable	255,000	---	---	---	---	---	---	---
233 Non-income Taxes, Direct	3,252	---	0	0	3,252	0	0	3,252
234								
235 OTHER INCOME STATEMENT:								
236 State Income Tax Rate	0.00%	---	---	---	---	---	---	---
237 Federal Income Tax Rate	30.00%	---	---	---	---	---	---	---
238 Gross Receipts Tax Rate	0.00%	---	---	---	---	---	---	---
239 Rate of Return	10.00%	---	---	---	---	---	---	---
240 AFUDC	(52,084)	---	---	---	---	---	---	---
241 ITC Amortization	0	---	---	---	---	---	---	---
242 Other Return Adjustments	0	---	0	0	0	0	0	0
243 Contributions	0	---	---	---	---	---	---	---
244 Interest Expense	160,909	---	---	---	---	---	---	---
245 Capital Lease Expense	0	---	---	---	---	---	---	---
246 Capitalized Payroll taxes	0	---	---	---	---	---	---	---
247 Depreciation Adjustment	0	---	---	---	---	---	---	---
248 Other Income Adjustments	0	---	0	0	0	0	0	0
249 Uncollectibles	0	---	0	0	0	0	0	0
250 Other Revenue Adjustments	(49,952)	---	(32,056)	0	(17,896)	0	0	(17,896)
251 Other Revenue Taxes	0	---	0	0	0	0	0	0
252								

Southwestern Bell Telephone Company

Southwestern Bell Telephone Company  
 Exchange Interchange Report

***** FCC PART 36 *****	TOTAL COMPANY	Source/ Allocator	Other	Interstate		Intrastate		TOTAL INTRASTATE
				Private Line InterLATA	Private Line IntraLATA	Private Line InterLATA	Private Line IntraLATA	
(A)	(B)	(C)	(D)	(E)	(F)	(G)	(H)	(I)
271 Working Loops	0	---	0	0	0	0	0	0
272 Equivalent Interexchange Cct Miles	0	---	2	0	0	0	0	0
273 Interexchange Circuit Terminations	0	---	0	0	0	0	0	0

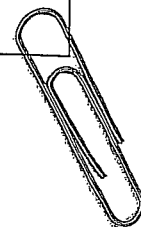


Continuation

# 2

# of pages

\_\_\_\_\_



**South Dakota Public Utilities Commission**  
**WEEKLY FILINGS**  
For the Period of June 29, 2000 through July 05, 2000

If you need a complete copy of a filing faxed, overnight expressed, or mailed to you, please contact  
Delaine Kolbo within five business days of this filing.  
Phone: 605-773-3705 Fax: 605-773-3809

**CONSUMER COMPLAINTS**

**CT00-081** In the Matter of the Complaint filed by Peter and Dorothy Beaudette, Rapid City, South Dakota, against AmeriVision Communications, Inc. Regarding Unauthorized Billing for Services and Refusal to Cancel Account.

The complainants allege that unauthorized, non-toll charges from AmeriVision Communications began appearing on their telephone bill in August, 1999. Despite numerous requests and efforts to cancel the account and prevent further charges, AmeriVision Communications has continued to send monthly charges to the complainants. The complainants request that AmeriVision Communications stop sending unauthorized charges; they request to be reimbursed for the charges and for money spent on postage and for AmeriVision Communications to pay \$1000.00 in reparation to them for their frustration.

Staff Analyst: Charlene Lund  
Staff Attorney: Karen Cremer  
Dated Docketed: 07/05/00  
Intervention Deadline: NA

**CT00-082** In the Matter of the Complaint filed by Greg May, Sioux Falls, South Dakota, against FirstTel, Inc. Regarding Unauthorized Switching of Services.

The Complainant alleges that when his local telecommunications service was switched from U S WEST to FirstTel, FirstTel did not continue his long distance service with AT&T. AT&T continued to transfer billing information to U S WEST. Since U S West was no longer the local carrier, billings were not sent to the Complainant. The Complainant eventually received a long distance billing from AT&T at very high rates. The Complainant seeks \$1000 in compensation, additional compensation for time and effort, and removal of all long distance charges.

Staff Analyst: Leni Healy  
Staff Attorney: Karen Cremer  
Date Docketed: 07/05/00  
Intervention Deadline: NA

**TELECOMMUNICATIONS**

**TC00-105** In the Matter of the Application of ServiSense.com, Inc. for a Certificate of Authority to Provide Telecommunications Services, Including Local Exchange Services, in South Dakota.

South Dakota Network, Inc. is seeking a Certificate of Authority to provide resold interexchange and local exchange telecommunication services in South Dakota. The applicant intends to offer services to residential and business customers utilizing switched access. Services include long distance services.

Staff Analyst: Helen Berger  
Staff Attorney: Karen Greer  
Case Number: 052600  
Information Line: 072100

**7000-106 In the Matter of the Establishment of a Switched Transport Rate for South Dakota Network, Inc.**

South Dakota Network filed a cost study revenue requirement and a tariff sheet revision for a rate reduction in Switched Transport. South Dakota Network is requesting an effective date of August 1, 2000.

Staff Analyst: Helen Berger  
Staff Attorney: Karen Greer  
Case Number: 052600  
Information Line: 072100

**7000-107 In the Matter of the Filing for Approval of First and Second Amendments to the Interconnection Agreement between McLeodUSA Telecommunications Services, Inc. and U S WEST Communications, Inc.**

A first and second amendment to an interconnection agreement between McLeodUSA and U S WEST Communications, Inc. was filed with the Commission. The First Amendment will add terms, conditions and rates with regard to Unbundled Network Elements and the Second Amendment will add Reciprocal Compensation language to the original agreement.

Any party wishing to comment on the amendments may do so by filing written comments with the Commission and the parties to the amendments no later than July 24, 2000. Parties to the amendments may file written responses to the comments no later than twenty days after the service of the original comments.

Staff Attorney: Karen Greer  
Case Number: 070300  
Comments Line: 072400

**7000-108 In the Matter of the Filing for Approval of a Paging Connection Agreement between U S WEST Communications, Inc. and Arch Paging, inc. and Mobile Communications Corporation of America.**

A paging connection agreement between U S WEST Communications, Inc. and Arch Paging, Inc. and Mobile Communications Corporation of America was filed with the Commission. The agreement is a negotiated agreement covering both Type 1 and Type 2 paging connection service, which consists only of those one-way facilities and services that are provisioned by

U S WEST for the sole purpose of delivering one-way, land-to-pager traffic sent by U S WEST's end users and Transit Traffic to Paging Providers. The agreement also sets forth the terms, conditions and prices under which the parties agree to interconnect and pay reciprocal compensation for the exchange of local traffic.

Any party wishing to comment on the agreement may do so by filing written comments with the Commission and the parties to the agreement no later than July 25, 2000. Parties to the agreement may file written responses to comments no later than twenty days after the service of the original comments.

Staff Attorney: Karen Cremer  
Date Docketed: 07/05/00  
Comments Due: 07/25/00


**TC00-109 In the Matter of the Filing for Approval of a Resale Agreement between U S WEST Communications, Inc. and Comm South Companies, Inc.**

An interconnection agreement between U S WEST Communications, Inc. and Comm South Companies, Inc. was filed with the Commission. The agreement is a negotiated agreement setting forth certain arrangements to provide, within the geographical areas where U S WEST is the incumbent local exchange carrier, the resale of local telecommunications services.

Any party wishing to comment on the agreement may do so by filing written comments with the Commission and the parties to the agreement no later than July 25, 2000. Parties to the agreement may file written responses to comments no later than twenty days after the service of the original comments.

Staff Attorney: Karen Cremer  
Date Docketed: 07/05/00  
Comments Due: 07/25/00

**You may receive this listing and other PUC publications via our website or via internet e-mail. You may subscribe or unsubscribe to the PUC mailing lists at <http://www.state.sd.us/puc/>**



# Martin & Associates, Inc

Engineering, Consulting, Computer Solutions.

July 18, 2000

Mr. William Bullard  
Executive Director  
Public Utilities Commission  
State of South Dakota  
500 East Capitol  
Pierre, SD 57501

Ref: 608

Dear Mr. Bullard:

I'm writing to inform you of a revision to the South Dakota Network Summary Forms in TC 00-106. It has been discovered that an account balance inadvertently was included on the incorrect line of sheet V. Once this revision was made there was no impact on sheet A. Following discussion with Harlan Best, he suggested that we notify you by letter only of this revision.

The revision is as follows:

Sheet V Line 212 should be 365,626 and  
Sheet V Line 230 should be 810,213.

If you have any questions or comments, please feel free to contact me at 605-995-2573.

Sincerely,  
SOUTH DAKOTA NETWORK, LLC

Don Lee  
Tariff Coordinator

MB/srd  
cc: Darrell Henderson  
Mark Shlanta  
Brian Meyer

RECEIVED

JUL 19 2000

SOUTH DAKOTA PUBLIC  
UTILITIES COMMISSION

**BEFORE THE PUBLIC UTILITIES COMMISSION  
OF THE STATE OF SOUTH DAKOTA**

IN THE MATTER OF THE ESTABLISHMENT ) ORDER ASSESSING FILING  
OF A SWITCHED TRANSPORT RATE FOR ) FEE  
SOUTH DAKOTA NETWORK, LLC )  
)  
) TC00-106

On June 29, 2000, South Dakota Network, LLC (SDN) filed for approval by the Public Utilities Commission (Commission) its 1999 Intrastate Switched Access Cost Study.

On July 6, 2000, the Commission electronically transmitted notice of the filing and the intervention deadline of July 21, 2000, to interested individuals and entities.

SDCL 49-31-12.6 authorizes the Commission to require a deposit of up to one hundred thousand dollars (\$100,000) in the South Dakota Public Utilities Commission's (SDPUC) regulatory assessment fee fund to defray Commission expenses incident to analyzing and ruling upon this type of filing.

The Commission has jurisdiction over this matter pursuant to SDCL 1-26-17.1, 49-1A-9, 49-31-12.6, 49-31-18, 49-31-19 and ARSD 20:10:01:15.02, 20:10:01:15.05, 20:10:27:07 and 20:10:27:08.

On August 9, 2000, at its regularly scheduled meeting, the Commission, pursuant to SDCL 49-31-12.6, unanimously voted to assess SDN a filing fee as requested by the Executive Director up to the statutory limit of \$100,000. It is therefore

ORDERED, that SDN shall deposit in the SDPUC regulatory assessment fee fund an amount as requested by the Executive Director up to the statutory limit of \$100,000, with an initial deposit of \$3,000.

Dated at Pierre, South Dakota, this 16<sup>th</sup> day of August, 2000.

<b>CERTIFICATE OF SERVICE</b>
The undersigned hereby certifies that this document has been served today upon all parties of record in this docket, as listed on the docket service list, by facsimile or by first class mail, in properly addressed envelopes, with charges prepaid thereon.
By: <u>Debra Kelsch</u>
Date: <u>8/17/00</u>
(OFFICIAL SEAL)

BY ORDER OF THE COMMISSION:

James A. Burg  
JAMES A. BURG, Chairman

Pam Nelson  
PAM NELSON, Commissioner

Laska Schoenfelder  
LASKA SCHOENFELDER, Commissioner

MEMORANDUM TO COMMISSIONERS BURG, NELSON AND SCHOENFELDER

FROM: Harlan Best

RE: South Dakota Network, TC00-106

DATE: August 31, 2000

South Dakota Network (SDN) filed an Intrastate Switched Access Cost Study pursuant to the administrative rules on July 19, 2000, based on the twelve months ended December 31, 1999. The cost study submitted by SDN developed a Local Switching rate element of \$0.0084, the same rate as that approved by the Commission in TC97-060. SDN filed tariff sheets implementing the rate decrease for Common Transport, which has been reduced to zero from \$0.0082, with an effective date of August 1, 2000.


On July 6, 2000, the Commission electronically transmitted notice of the filing and the intervention deadline of July 21, 2000, to interested individuals and entities. No interventions were received by the Commission.

On August 16, 2000, the Commission ordered SDN to deposit an initial assessment in the SDPUC regulatory fee fund and to deposit any additional amounts as required by the executive director. (Sue Cichos should be contacted with any questions regarding the assessments.)

Staff requested supporting information from SDN on June 30, July 24 and August 7, 2000. Staff data requests were responded to by SDN in a timely manner. Staff reviewed external auditor reports for 1998 and 1999, supporting documentation for adjustments that were proposed by SDN in the cost study, the 1999 general ledger, access minutes of use, and traffic factor support.

Staff has reviewed SDN's cost study filing and all of the data responses submitted by SDN and would recommend that the Intrastate Switched Access Cost Study for SDN be adjusted for the exclusion of contributions and donations, flowers, memberships and one-time expenses associated with the conversion from an incorporation to a limited liability company in the amount of \$43,398. If this recommendation is accepted by the Commissioners the Intrastate Switched Access Cost Study revenue requirement for SDN is reduced by \$15,856 to \$1,769,422 for a local switching rate of \$0.0083. SDN has agreed to Staff's recommendations.

Respectively submitted: Harlan Best



cc: Don Lee, Martin and Associates Inc

MEMORANDUM TO COMMISSIONERS BURG, NELSON AND SCHOENFELDER

FROM: Harlan Best

RE: South Dakota Network, TC00-106

DATE: August 31, 2000; Corrected September 7, 2000

South Dakota Network (SDN) filed an Intrastate Switched Access Cost Study pursuant to the administrative rules on July 19, 2000, based on the twelve months ended December 31, 1999. The cost study submitted by SDN developed a Local Switching rate element of \$0.0084, the same rate as that approved by the Commission in TC97-060. SDN filed tariff sheets implementing the rate decrease for Common Transport, which has been reduced to zero from \$0.0082, with an effective date of August 1, 2000.

On July 6, 2000, the Commission electronically transmitted notice of the filing and the intervention deadline of July 21, 2000, to interested individuals and entities. No interventions were received by the Commission.

On August 16, 2000, the Commission ordered SDN to deposit an initial assessment in the SDPUC regulatory fee fund and to deposit any additional amounts as required by the executive director. (Sue Cichos should be contacted with any questions regarding the assessments.)

Staff requested supporting information from SDN on June 30, July 24 and August 7, 2000. Staff data requests were responded to by SDN in a timely manner. Staff reviewed external auditor reports for 1998 and 1999, supporting documentation for adjustments that were proposed by SDN in the cost study, the 1999 general ledger, access minutes of use, and traffic factor support.

Staff has reviewed SDN's cost study filing and all of the data responses submitted by SDN and would recommend that the Intrastate Switched Access Cost Study for SDN be adjusted for the exclusion of contributions and donations, flowers, memberships and one-time expenses associated with the conversion from an incorporation to a limited liability company in the amount of \$43,398 \$61,204. If this recommendation is accepted by the Commissioners the Intrastate Switched Access Cost Study revenue requirement for SDN is reduced by \$15,856 \$22,361 to \$1,769,422 \$1,762,916 for a local switching rate of \$0.0083. SDN has agreed to Staff's recommendations.

Respectively submitted: Harlan Best



cc Don Lee, Martin and Associates Inc



# South Dakota Public Utilities Commission

State Capitol Building, 500 East Capitol Avenue, Pierre, South Dakota 57501-5070



October 18, 2000

Karen Cremer  
Staff Attorney  
South Dakota Public Utilities Commission  
500 E. Capitol  
Pierre, SD 57501

RE: Independent Telecommunications Companies Switched Access Dockets


Dear Ms. Cremer:

The below-listed dockets are filings made before the South Dakota Public Utilities Commission for authorized changes in switched access rates:


1. TC00-081
2. TC00-086
3. TC00-087
4. TC00-094
5. TC00-095
6. TC00-101
7. TC00-102
8. TC00-106

In each docket Commission staff has or will request additional material necessary to evaluate the appropriateness of the filings. Commission advisory staff is with this letter requesting Commission staff to provide one copy of the material, which is also termed "Responses to Staff Data Requests," to me as a representative of the Commission advisory staff.

Sincerely,

  
Greg Rislov,  
Commission Advisor

xc: Rolayne Wiest, Commission Counsel  
Harlan Best, Commission Staff



Capitol Office  
Telephone (605)773-3201  
FAX (605)773-3809

Transportation/  
Warehouse Division  
Telephone (605)773-5280  
FAX (605)773-3225

Consumer Hotline  
1-866-332-1782

TTY Through  
Relay South Dakota  
1-800-877-1113

Internet Website  
[www.state.sd.us/puc/](http://www.state.sd.us/puc/)


Jan Burg  
Chairman  
Pam Nelson  
Vice-Chairman  
Laela Schoenfelder  
Commissioner

William Bullard Jr.  
Executive Director

Harlan Best  
Martin C. Bettmann  
Joe Cichos  
Karen E. Cremer  
Terry Emerson  
Michele M. Farris  
Marlette Fischbach  
Heather K. Forney  
Lucy Foxson  
Mary Giddings  
Lewis Hammond  
Laela Healy  
Mary Healy  
Cameron Hesseck  
Lisa Hull  
Dave Jacobson  
Jennifer Kirk  
Bob Knadle  
Deanne Kulbo  
Charlene Laird  
Gregory A. Rislov  
Keith Senger  
Rolayne Aitz Wiest

Wendel Aanerud, TELEC Consulting Resources, Inc.

E-mail: Don Lee, Martin & Associates  
Gordon K. Dauchy, John Staurulakis, Inc.



# Martin & Associates, Inc

Engineering. Consulting. Computer Solutions.

December 5, 2000

Mr. Greg Rislov  
Commission Advisor  
South Dakota Public Utilities Commission  
500 East Capitol Ave.  
Pierre, SD 57501

Ref: SD 608

Dear Mr. Rislov:

This letter is a follow-up to the Public Utilities meeting request and our subsequent conversation regarding Docket # TC00-106 (South Dakota Network LLC (SDN)). The reference is to "known and measurable changes" as set forth in the SDN Cost Study.

This letter is to confirm that SDN has completed their projects and the current accounts reflect amounts in excess of the known and measurable amounts set forth in the filed Cost Study that was filed in June 2000. SDN does not propose to adjust the study to reflect these increased investments at this time.

If you have any questions or comments, please feel free to contact me at 605-995-2573.

Sincerely,  
Martin and Associates, Inc.

Don Lee

DIL/bkk

cc: Mr. Mark Shlanta, CEO - SDN  
Mr. Harlan Best - SD PUC

RECEIVED

DEC 06 2000

SOUTH DAKOTA PUBLIC  
UTILITIES COMMISSION



2900 W. 10th Street  
Sioux Falls, SD 57104

Phone: 605-334-7185  
800-247-1442  
Fax: 605-334-4782  
www.sdn.net

**Darrell D. Henderson**  
President, Board of Directors

**Mark S. Shlanta**  
Chief Executive Officer

December 13, 2000

Mr. William Bullard  
Executive Director  
Public Utilities Commission  
State of South Dakota  
500 East Capitol  
Pierre, SD 57501

Ref: 608

Dear Mr. Bullard:

Enclosed are revised pages to the South Dakota Network, LLC (SDN) Tariff No. 1 for filing with the Commission. These revised pages replace the pages forwarded to you in June and reflect modifications requested by PUC Staff during SDN's rate review process. The PUC has approved the study.

If you have any questions or comments, please feel free to contact me at 605-995-2573.

Sincerely,  
SOUTH DAKOTA NETWORK, LLC

Don Lee  
Tariff Coordinator

MB/srd  
enclosures:  
cc: Darrell Henderson  
Mark Shlanta  
Brian Meyer

**RECEIVED**

DEC 15 2000

SOUTH DAKOTA PUBLIC  
UTILITIES COMMISSION

CHECK SHEET

Title Page 1 and Pages 1 to 206 inclusive of this tariff are effective as of the date shown. Original and revised pages as named below contain all changes from the original tariff that are in effect on the date hereof.

<u>Page</u>	<u>Number of Revision Except as Indicated</u>
1	8th Revised*
7	1st Revised
84	1st Revised
84.1	Original
93	1st Revised
95	1st Revised
96	1st Revised
119	1st Revised
120	1st Revised
166	5th Revised*
169	3rd Revised
169.1	Original
170	2nd Revised
171	2nd Revised
171.1	Original
172	2nd Revised
172.1	Original

\* Indicates revisions this issue

Issued: December 12, 2000

Effective: January 1, 2001

By: Darrell Henderson  
President  
2900 West 10th Street  
Sioux Falls, South Dakota 57104

SOUTH DAKOTA TARIFF NO. 1  
ACCESS SERVICE

SDN, LLC

5th Revised Page 166  
Cancels 4th Revised Page 166

6. Switched Access Service (Cont'd)

6.8 Rates and Charges

6.8.1	<u>Centralized Equal Access Service</u>	Rate Per Access Minute	\$0.0083	(R)
6.8.2	<u>Network Blocking</u>	Rate Per Call Blocked	\$0.0271	
6.8.3	<u>Switched Transport</u>	Rate Per Access Minute	\$0.0000	(R)
6.8.4	<u>Interim NXX Translation</u>	Rate Per Order	\$181.00	

Issued: December 12, 2000

Effective: January 1, 2001

By: Darrell Henderson  
President  
2900 West 10th Street  
Sioux Falls, South Dakota 57104

**BEFORE THE PUBLIC UTILITIES COMMISSION  
OF THE STATE OF SOUTH DAKOTA**

IN THE MATTER OF THE ESTABLISHMENT )	ORDER APPROVING
OF A SWITCHED TRANSPORT RATE FOR )	REVENUE REQUIREMENT
SOUTH DAKOTA NETWORK, LLC )	AND TARIFF REVISIONS
)	TC00-106

On June 29, 2000, South Dakota Network, LLC (SDN) filed for approval by the Public Utilities Commission (Commission) its 1999 Intrastate Switched Access Cost Study and tariff revisions effective August 1, 2000.

On July 6, 2000, the Commission electronically transmitted notice of the filing and the intervention deadline of July 21, 2000, to interested individuals and entities. On August 9, 2000, the Commission voted to assess a filing fee as requested by the Executive Director up to the statutory limit of \$100,000. Staff filed a memorandum on August 31, 2000, which was corrected on September 7, 2000, with the concurrence of the company, setting forth a recommended revenue requirement that would establish a local switching rate of \$0.0083. The Commission considered this matter at its November 30, 2000, meeting. The matter was deferred at that time. The Commission again considered this matter at its December 12, 2000, meeting.

The Commission has jurisdiction over this matter pursuant to SDCL 1-26-17.1, 49-1A-9, 49-31-12.4, 49-31-12.6, 49-31-18, 49-31-19 and ARSD 20:10:01:15.02, 20:10:01:15.05, 20:10:27:07 and 20:10:27:08. Upon review of SDN's filings, the Commission found that the revenue requirement was fair and reasonable and the associated tariff sheets should be approved. As the Commission's final decision in this matter, it is therefore

ORDERED that SDN's local switching rate of \$0.0083 is hereby approved and shall be effective for telecommunications services rendered on and after January 1, 2001.

Dated at Pierre, South Dakota, this 20<sup>th</sup> day of December, 2000.

<b>CERTIFICATE OF SERVICE</b>
The undersigned hereby certifies that this document has been served today upon all parties of record in this docket, as listed on the docket service list, by facsimile or by first class mail, in properly addressed envelopes, with charges prepaid thereon.
By: <u>Hellaine Kalbo</u>
Date: <u>12/21/00</u>
(OFFICIAL SEAL)

BY ORDER OF THE COMMISSION:

James A. Burg  
JAMES A. BURG, Chairman

Pam Nelson  
PAM NELSON, Commissioner

Laska Schoenfelder  
LASKA SCHOENFELDER, Commissioner