

TC00-095

TC00-095

TELEC CONSULTING
RESOURCES INC.

909 N. 50th Street, Suite 203
Omaha, NE 68114-2706
(402) 398-0062
FAX (402) 398-0065

Comstock Plaza
301 S. 13th Street, Suite 401
Lincoln, NE 68508
(402) 441-4316
FAX (402) 441-4317

June 13, 2000

Mr. William Bullard Jr.
Executive Director
South Dakota PUC
State Capitol
Pierre, SD 57501-5070

RECEIVED

JUN 15 2000


**SOUTH DAKOTA PUBLIC
UTILITIES COMMISSION**

Dear Bill:

On behalf of the Bridgewater-Canistota Telephone Company we are filing Bridgewater-Canistota's 1999 intrastate switched access cost development package and Bridgewater-Canistota's individual switched access rates developed in accordance with South Dakota Switched Access Rules 20:10:27,28,29. This cost study replaces the 1997 study filed in June of 1998. Bridgewater-Canistota is included in the Local Exchange Carriers (LECA) consolidated tariff filing. Attachment A is provided in lieu of tariff sheets.

If you have any questions concerning this matter Please call on (402) 398-0062.

Sincerely,



Wendel Aanerud
TELEC Consulting Resources, Inc.

Encl.

RECEIVED

JUN 15 2000

SOUTH DAKOTA PUBLIC
UTILITIES COMMISSION

ATTACHMENT A

TARIFF SHEET

Bridgewater-Canistota Telephone Company does not currently have its own tariff for switched access services. Bridgewater-Canistota has adopted the National Exchange Carriers Association (NECA) tariff for the interstate jurisdiction and Local Exchange Carrier Association (LECA) tariff for the state jurisdiction.

If Bridgewater-Canistota were to develop and adopt a switched access tariff using its own revenue requirements as determined by the PUC program, the resulting rates would be as follows:

Switched Access Rates per minute (RPM)¹

	<u>Carrier Common Line</u>	<u>Local Switching</u>	<u>Local Transport</u>
Originating RPM	\$0.034919	\$0.001522	\$0.041009
Terminating RPM	\$0.053605	\$0.002336	\$0.041009

Note (1) - Same rates for all Feature Groups.

By Wendell Oswald

TELEC Consulting Resource, Inc.

For: Bridgewater-Canistota Telephone Company

CONTINUATION

1 -

Bridgewater-Canistota Telephone Company

***** FCC PART 36 ***** Revenue Requirement Summary	TOTAL COMPANY	Source/ Allocator	Interstate and Other	Intrastate				TOTAL INTRASTATE		
				Message Telephone Service		Private Line				
				InterLATA	IntraLATA	InterLATA	IntraLATA			
(A)	(B)	(C)	(D)	(E)	(F)	(G)	(H)	(I)		
13 State Income Tax Rate	0.00%	---	0.00%	0.00%	0.00%	0.00%	0.00%	0.00%	0.00%	
14 Federal Income Tax Rate	32.61%	---	32.61%	32.61%	32.61%	32.61%	32.61%	32.61%	32.61%	
15 Gross Receipts Tax Rate	4.00%	---	4.00%	4.00%	4.00%	4.00%	4.00%	4.00%	4.00%	
16										
17										
18 Net Investment	\$1,832,465	C68	\$1,360,069	\$1,060	\$445,110	\$0	\$26,226	\$472,395	O K	
19 Rate of Return	10.00%	---	10.00%	10.00%	10.00%	10.00%	10.00%	10.00%		
20										
21 Return on Rate Base	\$183,246		\$136,007	\$106	\$44,511	\$0	\$2,623	\$47,240	O K	
22										
23 AFUDC	0	H43	0	0	0	0	0	0	O K	
24 ITC Amortization	0	H36	0	0	0	0	0	0	O K	
25 Other Return Adjustments	0	V242	0	0	0	0	0	0	O K	
26										
27 Net Return	\$183,246		\$136,007	\$106	\$44,511	\$0	\$2,623	\$47,240	O K	
28										
29 Contributions	726	H52	464	0	252	0	0	261	O K	
30 Interest Expense	17,352	H44	12,591	0	4,202	0	249	4,461	O K	
31 Capital Lease Expense	0	H46	0	0	0	0	0	0	O K	
32 Capitalized Payroll Taxes	0	H36	0	0	0	0	0	0	O K	
33 Depreciation Adjustments	0	H36	0	0	0	0	0	0	O K	
34 Other Income Adjustments	0	V243	0	0	0	0	0	0	O K	
35										
36 After Tax Income	\$145,149		\$122,412	\$106	\$40,607	\$0	\$2,375	\$42,917	O K	
37										
38 State Income Taxes	0	H36	0	0	0	0	0	0	O K	
39 Federal Income Taxes	76,225	H36	59,759	0	19,500	0	1,444	20,693	O K	
40 Operating Expenses and Taxes	554,859	H36	412,388	382	172,582	0	2,297	185,297	O K	
41 Uncollectibles	0	H36	0	0	0	0	0	0	O K	
42 Other Revenue Adjustments	0	H36	0	0	0	0	0	0	O K	
43										
44 Net Revenue	\$145,149		\$122,412	\$106	\$40,607	\$0	\$2,026	\$42,009	O K	
45 Other Revenue Taxes	0	H36	0	0	0	0	0	0	O K	
46 Other Revenue Taxes	0	H36	0	0	0	0	0	0	O K	
47										
TOTAL REVENUE REQUIREMENT	\$145,149		\$122,412	\$106	\$40,607	\$0	\$2,026	\$42,009	O K	

Bridgewater-Canistota Telephone Company

***** FCC PART 69 *****

Intrastate Toll
 Revenue Requirement Summary

	Part 36 Total	Source	Common Line	Local Switching	Information	Common Transport	Billing and Collection	Other	
(A)	(B)	(C)	(D)	(E)	(F)	(G)	(H)	(I)	
INTRALATA:									
15 Net Investment	\$471,335	J13	\$227,076	\$11,199	\$0	\$204,052	\$0	\$29,008	O.K.
16 Rate of Return	10.00%		10.00%	10.00%	10.00%	10.00%	10.00%	10.00%	
17									
18 Return on Rate Base	\$47,134		\$22,708	\$1,120	\$0	\$20,405	\$0	\$2,901	O.K.
19 Return Adjustments	0	J18-20	0	0	0	0	0	0	O.K.
20									
21 Net Return on Rate Base	\$47,134		\$22,708	\$1,120	\$0	\$20,405	\$0	\$2,901	O.K.
22 Income Taxes	20,528	J31-32	9,890	488	0	8,887	0	1,263	O.K.
23 Expenses and Other Taxes	196,447	J33-35, 40	70,035	2,815	50	70,721	26,129	26,696	O.K.
24									
25 Total IntraLATA Rev. Req.	\$264,108		\$102,632	\$4,420	\$50	\$100,013	\$26,129	\$30,860	O.K.
26									
27									
28									
INTERLATA:									
29									
30									
31 Net Investment	\$1,000	J13	\$537	\$27	\$0	\$436	\$0	\$0	O.K.
32 Rate of Return	10.00%		10.00%	10.00%	10.00%	10.00%	10.00%	10.00%	
33									
34 Return on Rate Base	\$100		\$54	\$3	\$0	\$50	\$0	\$0	O.K.
35 Return Adjustments	0	J18-20	0	0	0	0	0	0	O.K.
36									
37 Net Return on Rate Base	\$100		\$54	\$3	\$0	\$50	\$0	\$0	O.K.
38 Income Taxes	45	J31-32	23	1	0	22	0	0	O.K.
39 Expenses and Other Taxes	415	J33-35, 40	154	2	0	163	36	36	O.K.
40									
41 Total InterLATA Rev. Req.	\$529		\$231	\$10	\$0	\$234	\$36	\$36	O.K.
42									
43									
44									
45 TOTAL INTRASTATE REV. REQ.	\$264,108		\$102,632	\$4,430	\$50	\$100,247	\$26,129	\$30,896	
ACCESS ELEMENTS MAINTAINED BY STATE			2,444,900	2,664,500		2,444,900			
ACCESS STATE REVENUE	\$0		\$0	\$0		\$0			

RECEIVED

SOUTH DAKOTA PUBLIC
 UTILITIES COMMISSION

Bridgewater-Canistota Telephone Company

***** FCC PART 36 ***** Investment Summary		TOTAL COMPANY	Source/ Allocator	Interstate and Other	Intrastate				TOTAL INTRASTATE	
					Message Telephone Service		Private Line			
					InterLATA	IntraLATA	InterLATA	IntraLATA		
(A)	(B)	(C)	(D)	(E)	(F)	(G)	(H)	(I)		
13 Land and Support Investment	\$246,505	D33	\$179,706	\$150	\$62,962	\$0	\$3,686	\$66,799	O.K.	
14										
15 COE Operator Equipment	\$0	D43	\$0	\$0	\$0	\$0	\$0	\$0	O.K.	
16 COE Switching Equipment	401,519	D68	390,635	26	10,858	0	0	10,884	O.K.	
17 COE Transmission Equipment	466,804	D85	278,352	411	173,526	0	14,515	188,452	O.K.	
18										
19 Total COE	\$868,323		\$668,987	\$436	\$184,385	\$0	\$14,515	\$199,336	O.K.	
20 Info. Orig./Term. Equipment	0	D94	0	0	0	0	0	0	O.K.	
21 Cable and Wire Facilities	1,728,179	D137	1,223,903	1,145	478,815	0	24,319	504,275		
22										
23 Total COE, IOT, C&WF	\$2,596,502		\$1,892,890	\$1,581	\$663,200	\$0	\$38,831	\$703,611		
24										
25 Total Capital Leases	\$0	D173	\$0	\$0	\$0	\$0	\$0	\$0	O.K.	
26										
27 Leasehold Improvements	\$0	D186	\$0	\$0	\$0	\$0	\$0	\$0	O.K.	
28										
29 Intangible Assets	\$0	D209	\$0	\$0	\$0	\$0	\$0	\$0	O.K.	
30										
31										
32 Total Tele. Plt. in Service	\$2,843,007		\$2,072,590	\$1,731	\$726,162	\$0	\$42,547	\$770,410	1.004937342825	
33										
34 Plant Held, Future Use	\$0	D214-215	\$0	\$0	\$0	\$0	\$0	\$0	O.K.	
35 TPUC, Short-term	0	D216-217	0	0	0	0	0	0	O.K.	
36 TPUC, Long-term	377	D218-219	377	0	132	0	0	140	O.K.	
37 Tel. Plt. Adjustment	0	D220-221	0	0	0	0	0	0	O.K.	
38										
39 Total Other Tel. Plt.	\$377		\$377	\$0	\$132	\$0	\$0	\$140	O.K.	
40										
41										
42 TOTAL TELEPHONE PLANT	\$2,843,524		\$2,072,967	\$1,731	\$726,294	\$0	\$42,547	\$770,550	1.00511038250	

Bridgewater-Canistota Telephone Company

***** FCC PART 36 ***** Investment Summary	TOTAL COMPANY	Source/ Allocator	Intrastate						TOTAL INTRASTATE	
			Interstate	Message Telephone Service		Private Line				
				InterLATA	IntraLATA	InterLATA	IntraLATA			
(A)	(B)	(C)	(D)	(E)	(F)	(G)	(H)	(I)		
56 Other Assets, Net	0	V105	0	0	0	0	0	0	0	O.K.
57 Accumulated Depr./Amort	(1,022,039)	E34	(719,932)	(680)	(284,997)	0	(16,430)	(302,106)	0	O.K.
58 Accum. Def. Inc. Taxes, Net	(12,171)	E47	(8,873)	(7)	(3,109)	0	(182)	(3,298)	0	O.K.
59 Oth. Liab. & Def. Cr., Net	0	V106	0	0	0	0	0	0	0	O.K.
60										
61 TOTAL NET PLANT	\$1,809,314		\$1,344,168	\$1,044	\$438,188	\$0	\$25,913	\$465,146		O.K.
62										
63 Materials and Supplies	2,323	H31	1,645	2	644	0	33	678		O.K.
64 Rural Tel. Bank Stock	0	H35	0	0	0	0	0	0		O.K.
65 Cash Working Capital	20,828	Formula	14,258	14	6,278	0	280	6,571		O.K.
66 Equal Access Investment	0	---	0	0	0	0	0	0		O.K.
67										
68 TOTAL NET INVESTMENT	\$1,832,465		\$1,360,669	\$1,060	\$445,110	\$0	\$26,226	\$472,395		O.K.
69										

Bridgewater-Canistota Telephone Company

***** FCC PART 35 ***** Plant Investment Detail	TOTAL COMPANY	Source/ Allocator	Interstate and Other	Intrastate				TOTAL INTRASTATE		
				Message Telephone Service		Private Line				
				InterLATA	IntraLATA	InterLATA	IntraLATA			
(A)	(B)	(C)	(D)	(E)	(F)	(G)	(H)	(I)		
13 LAND AND SUPPORT ASSETS:										
14										
15 Land, Allocable	\$6,050	H33	\$4,411	\$4	\$1,545	\$0	\$90	\$1,639	O.K.	
16 Land, Direct	0	V22	0	0	0	0	0	0	O.K.	
17										
18 Total Land	\$6,050		\$4,411	\$4	\$1,545	\$0	\$90	\$1,639	O.K.	
19										
20 Motor Vehicles	\$0	H33	\$0	\$0	\$0	\$0	\$0	\$0	O.K.	
21 Aircraft	0	H33	0	0	0	0	0	0	O.K.	
22 Special Purpose Vehicles	0	H33	0	0	0	0	0	0	O.K.	
23 Garage Work Equipment	0	H33	0	0	0	0	0	0	O.K.	
24 Other Work Equipment	0	H33	0	0	0	0	0	0	O.K.	
25 Buildings, Allocable	240,455	H33	175,295	146	61,417	0	3,596	65,160	O.K.	
26 Buildings, Direct	0	V29	0	0	0	0	0	0	O.K.	
27 Furniture	0	H33	0	0	0	0	0	0	O.K.	
28 Office Equipment	0	H33	0	0	0	0	0	0	O.K.	
29 General Purpose Computers	0	H33	0	0	0	0	0	0	O.K.	
30										
31 Total Support Assets	\$240,455		\$175,295	\$146	\$61,417	\$0	\$3,596	\$65,160	O.K.	
32										
33 Tot. Land and Support Assets	\$246,505		\$179,706	\$150	\$62,962	\$0	\$3,686	\$66,799	O.K.	
34										
35										
36 CENTRAL OFFICE EQUIPMENT:										
37										
38 CAT 1 Oper. Sys., TSPS	\$0	G22	\$0	\$0	\$0	\$0	\$0	\$0	O.K.	
39 CAT 1 Oper. Sys., Other TSPS	0	G21	0	0	0	0	0	0	O.K.	
40 CAT 1 Oper. Sys., Aux. Pos.	0	G23	0	0	0	0	0	0	O.K.	
41 CAT 1 Oper. Sys., Other	0	V36	0	0	0	0	0	0	O.K.	
42										
43 Total CAT 1	\$0		\$0	\$0	\$0	\$0	\$0	\$0	O.K.	
44										
45										
46 CAT 2 Tandem Sw. Allocable	\$0	G25	\$0	\$0	\$0	\$0	\$0	\$0	O.K.	
47 CAT 2 Tandem Sw. Direct	0	V38	0	0	0	0	0	0	O.K.	
48										
49 Total CAT 2	\$0		\$0	\$0	\$0	\$0	\$0	\$0	O.K.	

Bridgewater-Caristota Telephone Company

Intrastate

***** FCC PART 36 ***** Plant Investment Detail		TOTAL COMPANY	Source/ Allocator	Interstate and Other	Message Telephone Service		Private Line		TOTAL INTRASTATE	
(A)	(B)	(C)	(D)	InterLATA (E)	IntraLATA (F)	InterLATA (G)	IntraLATA (H)	(I)		
63 CAT 3 Local Sw. Allocable	\$401,519	G15	\$390,635	\$26	\$10,858	\$0	\$0	\$10,884	O.K.	
64 CAT 3 Local Sw. Direct	0	V40	0	0	0	0	0	0	O.K.	
65 Total CAT 3	\$401,519		\$390,635	\$26	\$10,858	\$0	\$0	\$10,884	O.K.	
68 Total COE Sw. CAT 2&3	\$401,519		\$390,635	\$26	\$10,858	\$0	\$0	\$10,884	O.K.	
69	=====		=====	=====	=====	=====	=====	=====	O.K.	
70										
71 COE TRANSMISSION:										
72										
73 CAT 4.12 Exchange Trunk	\$0	123	\$0	\$0	\$0	\$0	\$0	\$0	O.K.	
74 CAT 4.12 Exch. Tr. Direct	0	V42	0	0	0	0	0	0	O.K.	
75 CAT 4.13 Exch. Ln. Message	135,237	G13	101,428	80	33,729	0	0	33,809	O.K.	
76 CAT 4.13 PL, WATS, Local	2,047	F18	819	0	0	0	0	1,228	O.K.	
77 CAT 4.13 Direct	0	V45	0	0	0	0	1,228	0	O.K.	
78 CAT 4.23 Message	308,261	G18	168,133	331	139,797	0	0	140,128	O.K.	
79 CAT 4.23 PL, WATS	21,259	F24	7,972	0	0	0	0	13,287	O.K.	
80 CAT 4.23 Direct	0	V48	0	0	0	0	13,287	0	O.K.	
81 CAT 4.3 H/R Message	0	G29	0	0	0	0	0	0	O.K.	
82 CAT 4.3 WATS	0	V50	0	0	0	0	0	0	O.K.	
83 CAT 4.3 Direct	0	V51	0	0	0	0	0	0	O.K.	
84										
85 Total COE CAT 4	\$486,804		\$278,352	\$411	\$173,526	\$0	\$14,515	\$486,452	O.K.	
86	=====		=====	=====	=====	=====	=====	=====		
87										
88 INFORMATION ORIGINATION/TERMINATION:										
89										
90 CAT 1 Other IOT Equipment	\$0	G13	\$0	\$0	\$0	\$0	\$0	\$0	O.K.	
91 CAT 1 Coinless Pay Phones	0	G18	0	0	0	0	0	0	O.K.	
92 CAT 2 CP Equipment	0	V70	0	0	0	0	0	0	O.K.	
93										
94 Total IOT Equipment	\$0		\$0	\$0	\$0	\$0	\$0	\$0	O.K.	
95	=====		=====	=====	=====	=====	=====	=====		
96										

Bridgewater-Camistota Telephone Company

Intrastate

***** FCC PART 36 ***** Plant Investment Detail (A)	TOTAL COMPANY (B)	Source/ Allocator (C)	Interstate and Other (D)	Message Telephone Service		Private Line		TOTAL INTRASTATE (I)	
				InterLATA	IntraLATA	InterLATA	IntraLATA		
				(E)	(F)	(G)	(H)		
111 CABLE AND WIRE FACILITIES:									
112									
113 CAT 1.1 IntraLATA PL/WATS	12,786	F31	\$0	\$0	\$0	\$0	\$12,786	\$12,786	O.K.
114 CAT 1.2 InterLATA PL/WATS	8,524	F31	8,524	0	0	0	0	0	O.K.
115 CAT 1.3 Joint Message	1,407,836	G13	1,055,877	831	351,128	0	0	351,959	O.K.
116 Other CAT 1 C&WF	0	V74	0	0	0	0	0	0	O.K.
117									
118 Total CAT 1 C&WF	\$1,429,146		\$1,064,400	\$831	\$351,128	\$0	\$12,786	\$364,745	
119									
120 CAT 2 C&WF	\$0	G28	\$0	\$0	\$0	\$0	\$0	\$0	O.K.
121 CAT 2 C&WF, Wideband	0	V76	0	0	0	0	0	0	O.K.
122									
123 Total CAT 2 C&WF	\$0		\$0	\$0	\$0	\$0	\$0	\$0	O.K.
124									
125 CAT 3 Joint Message	280,838	G17	152,838	314	127,887	0	0	\$128,001	O.K.
126 CAT 3 PL/WATS etc.	19,194	F36	5,864	0	0	0	11,530	11,530	O.K.
127 CAT 3 Direct	0	V79	0	0	0	0	0	0	O.K.
128									
129 Total CAT 3 C&WF	\$299,032		\$158,702	\$314	\$127,887	\$0	\$11,530	\$139,531	O.K.
130									
131 CAT 4 Message	\$0	G29	\$0	\$0	\$0	\$0	\$0	\$0	O.K.
132 CAT 4 WATS	0	V81	0	0	0	0	0	0	O.K.
133 CAT 4 Direct	0	V82	0	0	0	0	0	0	O.K.
134									
135 Total CAT 4 C&WF	\$0		\$0	\$0	\$0	\$0	\$0	\$0	O.K.
136									
137 TOTAL C&WF	\$1,728,178		\$1,223,102	\$1,145	\$479,015	\$0	\$24,316	\$504,275	
138									
139									
140 CAPITAL LEASES:									
141									
142 Allocable Support Leases	\$0	F34	\$0	\$0	\$0	\$0	\$0	\$0	O.K.
143 Direct Support Leases	0	V88	0	0	0	0	0	0	O.K.
144									
145 Total Support Leases	\$0		\$0	\$0	\$0	\$0	\$0	\$0	O.K.

Bridgewater-Canistota Telephone Company

***** FCC PART 36 ***** Plant Investment Detail (A)	Intrastate								TOTAL INTRASTATE (I)	
	TOTAL COMPANY (B)	Source/ Allocator (C)	Interstate and Other (D)	Message Telephone Service		Private Line		TOTAL INTRASTATE (I)		
				InterLATA (E)	IntraLATA (F)	InterLATA (G)	IntraLATA (H)			
160										
161 COE Operator	\$0	H10	\$0	\$0	\$0	\$0	\$0	\$0	\$0	OK
162 COE Tandem Switch	0	H17	0	0	0	0	0	0	0	OK
163 COE Local Switch	0	H18	0	0	0	0	0	0	0	OK
164 COE Transmission	0	H20	0	0	0	0	0	0	0	OK
165 COE Direct	0	V89	0	0	0	0	0	0	0	OK
166										
167 Total COE Leases	\$0		\$0	\$0	\$0	\$0	\$0	\$0	\$0	OK
168										
169 IOT Leases	\$0	V90	\$0	\$0	\$0	\$0	\$0	\$0	\$0	OK
170										
171 C&WF Leases	\$0	V91	\$0	\$0	\$0	\$0	\$0	\$0	\$0	OK
172										
173 TOTAL CAPITAL LEASES	\$0		\$0	\$0	\$0	\$0	\$0	\$0	\$0	OK
174										
175										
176 LEASEHOLD IMPROVEMENTS:										
177										
178 Land and Support Assets	\$0	H14	\$0	\$0	\$0	\$0	\$0	\$0	\$0	OK
179 COE Switching	0	H18	0	0	0	0	0	0	0	OK
180 COE Operator	0	H18	0	0	0	0	0	0	0	OK
181 COE Transmission	0	H20	0	0	0	0	0	0	0	OK
182 IOT	0	V96	0	0	0	0	0	0	0	OK
183 C&WF	0	V97	0	0	0	0	0	0	0	OK
184 Other	0	V98	0	0	0	0	0	0	0	OK
185										
186 TOTAL LEASEHOLD IMPROVEMENTS	\$0		\$0	\$0	\$0	\$0	\$0	\$0	\$0	OK
187										
188										
189 TRIS, EXCL. ACCT. No. 2690	\$2,490,000		\$2,490,000	\$0	\$0	\$0	\$0	\$0	\$2,490,000	1.004937042635

Bridgewater-Canastota Telephone Company

Intrastate

***** FCC PART 36 ***** Plant Investment Detail (A)	TOTAL COMPANY (B)	Source/ Allocator (C)	Intrastate and Other (D)	Message Telephone Service		Private Line		TOTAL INTRASTATE (I)	
				InterLATA (E)	IntraLATA (F)	InterLATA (G)	IntraLATA (H)		
204 INTANGIBLE ASSETS:									
205									
206 Allocable Acct. No. 2690	\$0	H36	\$0	\$0	\$0	\$0	\$0	\$0	O.K.
207 Direct Acct. No. 2690	0	V100	0	0	0	0	0	0	O.K.
208									
209 Total Intangible Assots	\$0		\$0	\$0	\$0	\$0	\$0	\$0	O.K.
210									
211									
212 OTHER TELEPHONE PLANT									
213									
214 Held for Fut. Use - Alloc.	\$0		\$0	\$0	\$0	\$0	\$0	\$0	O.K.
215 Held for Fut. Use - Direct	0		0	0	0	0	0	0	O.K.
216 TPUC, Short-term - Alloc.	0	H36	0	0	0	0	0	0	O.K.
217 TPUC, Short-term - Direct	0	V124	0	0	0	0	0	0	O.K.
218 TPUC, Long-term - Alloc.	517	H36	517	0	132	0	8	140	O.K.
219 TPUC, Long-term - Direct	0	V120	0	0	0	0	0	0	O.K.
220 Total Pft. Adjust. - Alloc.	0	H36	0	0	0	0	0	0	O.K.
221 Total Pft. Adjust. - Direct	0	V104	0	0	0	0	0	0	O.K.
222									
223 Total Other Telephone Plant	\$517		\$517	\$0	\$132	\$0	\$8	\$140	O.K.

Bridgewater-Canistota Telephone Company

***** FCC PART 36 ***** Reserves and Deferrals	TOTAL COMPANY	Source/ Allocator	Interstate and Other	Intrastate				TOTAL INTRASTATE		
				Message Telephone Service		Private Line				
				InterLATA	IntraLATA	InterLATA	IntraLATA			
(A)	(B)	(C)	(D)	(E)	(F)	(G)	(H)	(I)		
13 ACCUM. DEPRECIATION, TPIS:										
14										
15 Support Assets	\$67,741	H13	\$49,384	\$41	\$17,302	\$0	\$1,013	\$18,357	O.K.	
16 COE Switching	45,236	H19	44,010	3	1,223	0	0	1,226	O.K.	
17 COE Operator	0	H16	0	0	0	0	0	0	O.K.	
18 COE Transmission	154,257	H20	91,982	136	57,342	0	4,797	62,275	O.K.	
19 IOT Equipment	0	H25	0	0	0	0	0	0	O.K.	
20 Cable and Wire Facilities	754,805	H31	534,556	500	209,129	0	10,620	220,249	O.K.	
21 Other Plant	0	V135	0	0	0	0	0	0	O.K.	
22										
23 Total Accum. Depr., TPIS	\$1,022,039		\$719,932	\$680	\$284,997	\$0	\$16,430	\$302,106	O.K.	
24										
25 ACCUM. AMORTIZATION:										
26										
27 Accum. Depreciation, PHFU	\$0	H38	\$0	\$0	\$0	\$0	\$0	\$0	O.K.	
28 Accum. Amort., Tangible Inv.	0	H40	0	0	0	0	0	0	O.K.	
29 Accum. Amort., Intang. Inv.	0	H41	0	0	0	0	0	0	O.K.	
30 Accum. Amort., Other	0	V138	0	0	0	0	0	0	O.K.	
31										
32 Tot. Accum. Amortization	\$0		\$0	\$0	\$0	\$0	\$0	\$0	O.K.	
33										
34 Total Accum. Depr./Amort.	\$1,022,039		\$719,932	\$680	\$284,997	\$0	\$16,430	\$302,106	O.K.	
35										
36										
37 ACCUM. DEF. INC. TAXES, NET:										
38										
39 Support Assets	0	H13	0	0	0	0	0	0	O.K.	
40 COE Switching	0	H19	0	0	0	0	0	0	O.K.	
41 COE Operator	0	H16	0	0	0	0	0	0	O.K.	
42 COE Transmission	0	H20	0	0	0	0	0	0	O.K.	
43 IOT Equipment	0	H25	0	0	0	0	0	0	O.K.	
44 Cable and Wire Fac.	0	H31	0	0	0	0	0	0	O.K.	
45 Unclassified	12,171	V135	0,000	7	12,164	0	167	12,171	O.K.	
46										
47 Total Accum. Def. Inc. Taxes	\$12,171		\$0,000	\$7	\$12,164	\$0	\$167	\$12,171	O.K.	

Bridgewater-Cahistota Telephone Company

Private Line

***** FCC PART 36 *****
Functional Distribution
of Selected Investments

	TOTAL COMPANY	Joint Use Message	Interstate		Intrastate		Extended Area Service	Other	
			InterLATA	IntraLATA	InterLATA	IntraLATA			
(A)	(B)	(C)	(D)	(E)	(F)	(G)	(H)	(I)	
13 TRANS. CCT EQUIPMENT:									
14									
15 Working Loops	1,006	991	6	0	0	9	0	0	O.K.
16 Avg. Cost per Loop	136.47	136.47	136.47	136.47	136.47	136.47	136.47	136.47	
17									
18 CAT 4.13 Exch Ln. Invest.	\$137,284	\$135,237	\$819	\$0	\$0	\$1,228	\$0	\$0	
19									
20									
21 Circuit Terminations	124	116	3	0	0	5	0	0	O.K.
22 Avg. Cost per Termination	2,657.42	2,657.42	2,657.42	2,657.42	2,657.42	2,657.42	2,657.42	2,657.42	
23									
24 CAT 4.23 Other IX	\$329,620	\$308,261	\$7,972	\$0	\$0	\$13,287	\$0	\$0	
25									
26									
27 C&WF INVESTMENT:									
28									
29 Working Loops	1,006	991	6	0	0	9	0	0	
30 Loops Factor	1.000000	0.985089	0.005904	0.000000	0.000000	0.008946	0.000000	0.000000	
31 CAT 1 Exchange C&WF	\$1,400,145	\$1,407,836	\$5,524	\$0	\$0	\$12,786	\$0	\$0	O.K.
32									
33									
34 Equivalent IX Circuit Miles	2,827	2,655	63	0	0	109	0	0	O.K.
35 IX Cct. Miles Factor	1.000000	0.939158	0.022385	0.000000	0.000000	0.038557	0.000000	0.000000	
36 CAT 3 Interexch. C&WF	\$299,633	\$280,530	\$6,584	\$0	\$0	\$11,530	\$0	\$0	

Bridgewater-Canistota Telephone Company

***** FCC PART 36 ***** Physical Allocation Factors		TOTAL COMPANY	Source/ Allocator	Interstate and Other	Intrastate				TOTAL INTRASTATE	
(A)	(B)	(C)	(D)	InterLATA	IntraLATA	InterLATA	IntraLATA	(I)		
13	Subscriber Plant Fact. (SPF)	1.000000	SPF	0.750000	0.000590	0.249410	0.000000	0.000000	0.250000	O K
14										
15	Dial Equipment Minutes (DEM)	1.000000	DEM	0.972893	0.000064	0.027043	0.000000	0.000000	0.027107	O K
16										
17	Conversation Minute-Miles	1.000000	CMM	0.544220	0.001119	0.454651	0.000000	0.000000	0.455780	O K
18	Conversation Minutes	1.000000	CM	0.545425	0.001073	0.453502	0.000000	0.000000	0.454575	O K
19	Subscriber Minutes (SLU)	1.000000	SLU	0.787737	0.000501	0.211762	0.000000	0.000000	0.212263	O K
20										
21	TSPS Processor Time	0.000000	TSP	0.000000	0.000000	0.000000	0.000000	0.000000	0.000000	O K
22	Wtd. Stand. Work Sec., Toll	0.000000	WST	0.000000	0.000000	0.000000	0.000000	0.000000	0.000000	O K
23	Wtd. Stand. Work Sec., Aux.	0.000000	WSA	0.000000	0.000000	0.000000	0.000000	0.000000	0.000000	O K
24	Wtd. Stand. Work Sec., Comb.	1.000000	WSC	1.000000	0.000000	0.000000	0.000000	0.000000	0.000000	O K
25										
26	COE CAT 2 Minutes	0.000000	CT2	0.000000	0.000000	0.000000	0.000000	0.000000	0.000000	O K
27										
28	Exchange Trunk Minutes	1.000000	ETM	1.000000	0.000000	0.000000	0.000000	0.000000	0.000000	O K
29	MOU-ML Host/Renote	0.000000	HRM	0.000000	0.000000	0.000000	0.000000	0.000000	0.000000	O K
30										
31	CKWF CAT 4, WATS	0.000000	CT4	0.000000	0.000000	0.000000	0.000000	0.000000	0.000000	O K
32										
33	Equal Access MOU	0.000000	ETA	0.000000	0.000000	0.000000	0.000000	0.000000	0.000000	O K
34										
35	Current Billing	1.000000	CB	0.704417	0.000705	0.292305	0.000000	0.010453	0.293503	O K
36	EU-PreSubscription Factor	0.000000	EPNF	0.000000	0.000000	0.000000	0.000000	0.000000	0.000000	O K
37	EU-MTG & WATS Factor	1.000000	EMTS	0.704417	0.000705	0.292305	0.000000	0.010453	0.293503	O K
38	EU Access, Pst. and All Other Factor	1.000000	EPLO	0.704417	0.000705	0.292305	0.000000	0.010453	0.293503	O K
39	K Special Access Factor	0.000000	KSA	0.000000	0.000000	0.000000	0.000000	0.000000	0.000000	O K
40	K Switched Access Factor	0.000000	KSA	0.000000	0.000000	0.000000	0.000000	0.000000	0.000000	O K
41	K Billing & Collection Services Factor	0.000000	KBS	0.000000	0.000000	0.000000	0.000000	0.000000	0.000000	O K
42	Coin Revenue Percent	0.000000	CR	0.000000	0.000000	0.000000	0.000000	0.000000	0.000000	O K
43	Relative Toll/Local Mins.	1.000000	RLM	0.421354	0.002063	0.428579	0.000000	0.000000	0.420422	O K
44	Relative Users Personal	1.000000	RUP	0.421354	0.002063	0.428579	0.000000	0.000000	0.420422	O K
45	CAS Percent	1.000000	CAS	0.000000	0.000000	0.000000	0.000000	0.000000	0.000000	O K
46	Foreign Directives Percent	0.000000	FDP	0.000000	0.000000	0.000000	0.000000	0.000000	0.000000	O K

Bridgewater-Canistota Telephone Company

		Intrastate								
		TOTAL COMPANY	Source/ Allocator	Interstate and Other	Message Telephone Service		Private Line		TOTAL INTRASTATE	
***** FCC PART 36 ***** Internal Allocation Factors					InterLATA	IntraLATA	InterLATA	IntraLATA		
(A)	(B)	(C)	(D)	(E)	(F)	(G)	(H)	(I)		
13	Support Assets	1.000000	D31	0.729015	0.000609	0.255420	0.000000	0.014955	0.270984	3.8513354E-07
14	Land and Support Assets	1.000000	D33	0.729015	0.000609	0.255420	0.000000	0.014955	0.270984	3.8513354E-07
15										
16	COE Operator	0.000000	D43	0.000000	0.000000	0.000000	0.000000	0.000000	0.000000	O.K.
17	COE Tandem Switching	0.000000	D49	0.000000	0.000000	0.000000	0.000000	0.000000	0.000000	O.K.
18	COE Local Switching	1.000000	D66	0.972893	0.000064	0.027043	0.000000	0.000000	0.027107	O.K.
19	COE Total Switching	1.000000	D68	0.972893	0.000064	0.027043	0.000000	0.000000	0.027107	O.K.
20	COE Transmission	1.000000	D85	0.586293	0.000879	0.371733	0.000000	0.031095	0.403707	O.K.
21	Total COE	1.000000	C19	0.770436	0.000502	0.212346	0.000000	0.016716	0.229564	O.K.
22										
23	Info. Orig./Term. CAT 1	0.000000	D90	0.000000	0.000000	0.000000	0.000000	0.000000	0.000000	O.K.
24	Info. Orig./Term. CAT 2	0.000000	D92	0.000000	0.000000	0.000000	0.000000	0.000000	0.000000	O.K.
25	Total IOT	0.000000	D94	0.000000	0.000000	0.000000	0.000000	0.000000	0.000000	O.K.
26										
27	C&WF CAT 1	1.000000	D118	0.744781	0.000541	0.245691	0.000000	0.000000	0.255219	6.9971857E-07
28	C&WF CAT 2	0.000000	D120	0.000000	0.000000	0.000000	0.000000	0.000000	0.000000	O.K.
29	C&WF CAT 3	1.000000	D129	0.333334	0.001851	0.420999	0.000000	0.000000	0.466999	O.K.
30	C&WF CAT 4	0.000000	D135	0.000000	0.000000	0.000000	0.000000	0.000000	0.000000	O.K.
31	Total C&WF	1.000000	D137	0.708204	0.000542	0.377093	0.000000	0.000000	0.291799	6.7084326E-07
32										
33	Total Equipment	1.000000	C23	0.729015	0.000609	0.255420	0.000000	0.014955	0.270984	3.8513354E-07
34										
35	IPIS	1.000000	C32	0.729015	0.000609	0.255420	0.000000	0.014955	0.270984	3.8513354E-07
36	IPIS, excl. Acct. No. 2090	1.000000	D149	0.729015	0.000609	0.255420	0.000000	0.014955	0.270984	3.8513354E-07
37										
38	Pr. Held. For Use	0.000000	D155	0.000000	0.000000	0.000000	0.000000	0.000000	0.000000	O.K.
39										
40	Total Tangible Assets	0.000000	C25	0.000000	0.000000	0.000000	0.000000	0.000000	0.000000	O.K.
41	Total Intangible Assets	0.000000	C26	0.000000	0.000000	0.000000	0.000000	0.000000	0.000000	O.K.
42										
43	Long Term P&C	1.000000	C28	0.729015	0.000609	0.255420	0.000000	0.014955	0.270984	3.8513354E-07
44	Net Intangible Plant	1.000000	C41	0.729015	0.000609	0.255420	0.000000	0.014955	0.270984	3.8513354E-07
45	Total Net Investment	1.000000	C42	0.729015	0.000609	0.255420	0.000000	0.014955	0.270984	3.8513354E-07
46	Capital Leases	0.000000	D171	0.000000	0.000000	0.000000	0.000000	0.000000	0.000000	O.K.
47										
48	Total Net Inv. Cost Own	1.000000	D171	0.729015	0.000609	0.255420	0.000000	0.014955	0.270984	3.8513354E-07
49										
50	Total "G&A" Expense	1.000000	D172	0.729015	0.000609	0.255420	0.000000	0.014955	0.270984	3.8513354E-07
51										
52	Corporate Operating Expense	1.000000	C45	0.000000	0.000000	0.000000	0.000000	0.000000	0.000000	0.000000

Bridgewater-Canistota Telephone Company

***** FCC PART 36 ***** Operating Expenses and Taxes	Intrastate									
	TOTAL COMPANY	Source/ Allocator	Interstate and Other	Message Telephone Service		Private Line		TOTAL INTRASTATE		
				InterLATA	IntraLATA	InterLATA	IntraLATA			
(A)	(B)	(C)	(D)	(E)	(F)	(G)	(H)	(I)		
13 PLANT SPEC. OPER. EXPENSE:										
14										
15 Network Support, Alloc.	\$1,608	H14	\$1,172	\$1	\$411	\$0	\$24	\$436	O.K.	
16 Network Support, Direct	0	V149	0	0	0	0	0	0	O.K.	
17										
18 Total Network Support Exp.	\$1,608		\$1,172	\$1	\$411	\$0	\$24	\$436	O.K.	
19										
20 General Support, Alloc.	\$40,023	H14	\$29,177	\$24	\$10,223	\$0	\$599	\$10,846	O.K.	
21 General Support, Direct	0	V151	0	0	0	0	0	0	O.K.	
22										
23 Total General Support Exp.	\$40,023		\$29,177	\$24	\$10,223	\$0	\$599	\$10,846	O.K.	
24										
25 Central Office Eq., Alloc.	\$38,118	H21	\$29,357	\$19	\$8,094	\$0	\$937	\$8,751	O.K.	
26 Central Office Eq., Direct	0	V153	0	0	0	0	0	0	O.K.	
27										
28 Total COE Exp.	\$38,118		\$29,357	\$19	\$8,094	\$0	\$937	\$8,751	O.K.	
29										
30 Cust. Premises Equip.	\$0	H21	\$0	\$0	\$0	\$0	\$0	\$0	O.K.	
31 Coinless Pay Phone	0	C18	0	0	0	0	0	0	O.K.	
32 Other IOT	0	H21	0	0	0	0	0	0	O.K.	
33 IOT Direct	0	V157	0	0	0	0	0	0	O.K.	
34										
35 Total IOT Exp.	\$0		\$0	\$0	\$0	\$0	\$0	\$0	O.K.	
36										
37 Cable & Wire, Alloc.	\$191,494	H21	\$73,879	\$97	\$28,129	\$0	\$1,428	\$73,503	O.K.	
38 Cable & Wire, Direct	0	V158	0	0	0	0	0	0	O.K.	
39										
40 Total C&W Exp.	\$191,494		\$73,879	\$97	\$28,129	\$0	\$1,428	\$73,503	O.K.	
41										
42 TOTAL PLT. SPEC. OPER. EXP.	\$369,243		\$273,606	\$107	\$106,644	\$0	\$2,000	\$106,644	O.K.	
43										
44 TOTAL PLT. SPEC. OPER. EXP.	\$369,243		\$273,606	\$107	\$106,644	\$0	\$2,000	\$106,644	O.K.	

Bridgewater-Canistota Telephone Company

***** FCC PART 36 ***** Operating Expenses and Taxes	Intrastate									
	TOTAL COMPANY	Source/ Allocator	Interstate and Other	Message Telephone Service		Private Line		TOTAL INTRASTATE		
				InterLATA	IntraLATA	InterLATA	IntraLATA			
(A)	(B)	(C)	(D)	(E)	(F)	(G)	(H)	(I)		
58 NON-SPECIFIC OPER. EXP :										
59										
60 Oth. Ptl. and Equip., Alloc.	\$0	H36	\$0	\$0	\$0	\$0	\$0	\$0	\$0	O.K
61 Oth. Ptl. and Equip., Direct	0	V177	0	0	0	0	0	0	0	O.K
62										
63 Total Oth. Ptl. & Equip.	\$0		\$0	\$0	\$0	\$0	\$0	\$0	\$0	O.K
64										
65 Network Operations, Alloc.	\$45,334	H33	\$33,049	\$28	\$11,579	\$0	\$678	\$12,285	\$12,285	O.K
66 Network Operations, Direct	0	V179	0	0	0	0	0	0	0	O.K
67										
68 Total Network Oper. Exp.	\$45,334		\$33,049	\$28	\$11,579	\$0	\$678	\$12,285	\$12,285	O.K
69										
70 Total Access Expenses	\$0	V180	\$0	\$0	\$0	\$0	\$0	\$0	\$0	O.K
71										
72 Depr., Support Assets	\$9,849	H13	\$7,178	\$0	\$2,515	\$0	\$147	\$2,568	\$2,568	O.K
73 Depr., COE Switching	19,021	H19	18,508	0	514	0	0	516	516	O.K
74 Depr., COE Operator	0	H16	0	0	0	0	0	0	0	O.K
75 Depr., COE Transmission	22,078	H20	13,165	19	8,207	0	687	8,913	8,913	O.K
76 Depr., HQT Equipment	0	H25	0	0	0	0	0	0	0	O.K
77 Depr., CAV Facilities	60,643	H31	45,072	42	17,633	0	895	18,571	18,571	O.K
78 Depr., PHFU	0	H38	0	0	0	0	0	0	0	O.K
79										
80 Total Depreciation Expense	\$114,548		\$63,923	\$61	\$20,879	\$0	\$1,729	\$30,668	\$30,668	O.K
81										
82 Amort. Tangible Assets	\$0	H40	\$0	\$0	\$0	\$0	\$0	\$0	\$0	O.K
83 Amort. Intangible Assets	0	H41	0	0	0	0	0	0	0	O.K
84 Goodwill Amortization	0	V182	0	0	0	0	0	0	0	O.K
85 Direct Assigned Amort	0	V183	0	0	0	0	0	0	0	O.K
86										
87 Total Amortization Exp.	\$0		\$0	\$0	\$0	\$0	\$0	\$0	\$0	O.K
88										
89 Total Depr. and Amort.	\$114,548		\$63,923	\$61	\$20,879	\$0	\$1,729	\$30,668	\$30,668	O.K
90										
91 TOTAL NONSPEC OPER EXP	\$159,927		\$106,972	\$89	\$32,458	\$0	\$2,407	\$42,953	\$42,953	O.K

Bridgewater-Canistota Telephone Company

Intrastate

***** FCC PART 36 ***** Operating Expenses and Taxes	TOTAL COMPANY	Source/ Allocator	Interstate and Other	Message Telephone Service		Private Line		TOTAL INTRASTATE		
				interLATA	IntraLATA	InterLATA	IntraLATA			
				(E)	(F)	(G)	(H)			
(A)	(B)	(C)	(D)	(E)	(F)	(G)	(H)	(I)		
156 Other Cust. Serv., Alloc.	\$0	H48	\$0	\$0	\$0	\$0	\$0	\$0	\$0	O.K.
157 Other Cust. Serv., Direct	0	V211	0	0	0	0	0	0	0	O.K.
158										
159 Total Other Cust. Serv.	\$0		\$0	\$0	\$0	\$0	\$0	\$0	\$0	O.K.
160										
161 TOTAL CUSTOMER OPER. EXP.	\$96,035		\$62,680	\$80	\$32,149	\$3	\$1,124	\$33,355	\$33,355	O.K.
162										
163										
164 "BIG-THREE" EXPENSES:										
165										
166 Total Pil. Spec., ex Support	\$198,612	44	\$101,246	\$86	\$36,214	\$0	\$2,066	\$38,366	\$38,366	O.K.
167 Total Network Oper. Exp.	45,334	68	33,049	20	11,570	0	678	12,285	12,285	O.K.
168 Total Customer Operations	95,035	161	62,680	80	32,149	3	1,124	33,355	33,355	O.K.
169										
170 TOTAL "BIG THREE" EXPENSES	\$280,981		\$196,975	\$194	\$79,943	\$3	\$3,867	\$84,006	\$84,006	O.K.
171										
172										
173 CORPORATE OPERATIONS EXPENSE:										
174										
175 Exec. and Planning, Alloc.	\$66,387	H50	\$67,574	\$67	\$27,423	\$1	\$1,326	\$26,817	\$26,817	O.K.
176 Exec. and Planning, Direct	0	V211	0	0	0	0	0	0	0	O.K.
177										
178 Total Exec. and Planning	\$66,387		\$67,574	\$67	\$27,423	\$1	\$1,326	\$26,817	\$26,817	O.K.
179										
180 Admin. & General, Allocable	\$54,000	H50	\$57,857	\$57	\$16,304	\$1	\$743	\$16,145	\$16,145	O.K.
181 Admin. & General, Direct	10,454	V211	1,060	0	15,104	0	0	10,194	10,194	O.K.
182										
183 Total Admin. and Gen.	\$77,454		\$59,917	\$57	\$31,408	\$1	\$743	\$26,339	\$26,339	O.K.
184										
185 TOTAL CORPORATE OPERATIONS	\$143,841		\$127,491	\$124	\$58,831	\$2	\$2,070	\$53,156	\$53,156	O.K.
186										
187										
188 NON-INCOME TAXES:										
189										
190 Non-income Taxes, Allocable	\$630	H50	\$630	\$0	\$100	\$0	\$0	\$100	\$100	O.K.
191 Non-income Taxes, Direct	0	V211	0	0	0	0	0	0	0	O.K.
192										
193 Total Non-income Taxes	\$630		\$630	\$0	\$100	\$0	\$0	\$100	\$100	O.K.
194										
195										
196 TOTAL OPER. EXP. AND TAXES	\$429,852		\$325,066	\$318	\$137,285	\$5	\$5,937	\$137,285	\$137,285	O.K.

Bridgewater-Canistota Telephone Company

***** FCC PART 69 *****									
IntraLATA Revenue Requirement Summary	Part 36 IntraLATA Total	Source	Common Line	Local Switching	Information	Common Transport	Billing and Collection	Other	
(A)	(B)	(C)	(D)	(E)	(F)	(G)	(H)	(I)	
13 Net Investment	\$471,335	K52	\$227,076	\$11,199	\$0	\$204,052	\$0	\$29,008	O.K.
14 Rate of Return	10.00%	B19	10.00%	10.00%	10.00%	10.00%	10.00%	10.00%	O.K.
16 Return on Rate Base	\$47,134		\$22,708	\$1,120	\$0	\$20,405	\$0	\$2,901	O.K.
18 AFUDC	0	N37	0	0	0	0	0	0	O.K.
19 ITC Amortization	0	N37	0	0	0	0	0	0	O.K.
20 Other Return Adjustments	0	Direct	0	0	0	0	0	0	O.K.
22 Not Return	\$47,134		\$22,708	\$1,120	\$0	\$20,405	\$0	\$2,901	O.K.
24 Interest Expense	4,451	N87	2,144	106	0	1,927	0	274	O.K.
25 Capitalized Payroll Taxes	0	N37	0	0	0	0	0	0	O.K.
26 Depreciation Adjustment	0	N37	0	0	0	0	0	0	O.K.
27 Other Income Adjustments	0	Direct	0	0	0	0	0	0	O.K.
29 After Tax Income	\$42,683		\$20,563	\$1,014	\$0	\$18,476	\$0	\$2,027	O.K.
31 State Income Taxes	\$0	29	0	0	0	0	0	0	O.K.
32 Federal Income Taxes	20,524	29	9,690	488	0	8,807	0	1,259	O.K.
33 Operating Expenses and Taxes	135,783	Q106	69,632	2,633	48	66,720	29,004	26,482	O.K.
34 Uncollectibles	0	Direct	0	0	0	0	0	0	O.K.
35 Other Revenue Adjustments	0	Direct	0	0	0	0	0	0	O.K.
37 Basis for Gross Receipts Tax	205,544	16-31-32-33	99,327	4,246	48	96,012	29,004	26,482	O.K.
40 Gross Receipts Tax	10,904	37	4,885	177	0	4,007	1,045	1,294	O.K.
43 TOTAL REVENUE REQUIREMENTS	\$584,896		\$300,403	\$15,172	\$0	\$240,085	\$29,004	\$30,000	O.K.

Bridgewater-Canistota Telephone Company

***** FCC PART 69 ***** IntraLATA Investment Detail		Part 36 IntraLATA Total	Source or Apportion	Common Line	Local Switching	Information	Common Transport	Billing and Collection	Other	
(A)	(B)	(C)	(D)	(E)	(F)	(G)	(H)	(I)		
13	LAND AND SUPPORT ASSETS:									
14										
15	Land Assets, Message	\$1,545	N28	149	48	0	1,178	0	171	O.K
16	Land Assets, Private Line	90	N28	9	3	0	69	0	10	O.K
17										
18	Total Land Assets	\$1,636		\$157	\$51	\$0	\$1,247	\$0	\$181	O.K
19										
20	Support Assets, Message	\$61,417	N28	\$5,904	\$1,900	\$0	\$46,817	\$0	\$6,796	O.K
21	Support Assets, Private Line	3,596	N28	346	111	0	2,741	0	398	O.K
22										
23	Total Support Assets	\$65,013		\$6,249	\$2,012	\$0	\$49,558	\$0	\$7,194	O.K
24										
25	Total Land and Supp. Assets	\$66,649		\$6,406	\$2,062	\$0	\$50,805	\$0	\$7,375	O.K
26										
27	CENTRAL OFFICE EQUIPMENT:									
28										
29	Operator Sys., DA	\$0	(F)	0	0	0	0	0	0	O.K
30	Operator Sys., Other	0	(B)	0	0	0	0	0	0	O.K
31										
32	Total Operator Systems	\$0		\$0	\$0	\$0	\$0	\$0	\$0	O.K
33										
34	Tandem Switching	\$0	(C)	\$0	\$0	\$0	\$0	\$0	\$0	O.K
35	Tandem Assigned	0	Direct	0	0	0	0	0	0	O.K
36										
37	Total Tandem Switching	\$0		\$0	\$0	\$0	\$0	\$0	\$0	O.K
38										
39	Local Switching	\$10,808	(C)	\$0	\$10,808	\$0	\$0	\$0	\$0	O.K
40	Local Assigned	0	Direct	0	0	0	0	0	0	O.K
41										
42	Total Local Switching	\$10,808		\$0	\$10,808	\$0	\$0	\$0	\$0	O.K
43										
44	Total Switching	\$10,808		\$0	\$10,808	\$0	\$0	\$0	\$0	O.K

Bridgewater-Canistota Telephone Company

***** FCC PART 69 ***** IntraLATA Investment Detail		Part 36 IntraLATA Total	Source or Apportion	Common Line	Local Switching	Information	Common Transport	Billing and Collection	Other		
(A)	(B)	(C)	(D)	(E)	(F)	(G)	(H)	(I)			
58	COE Exch. Trunk	\$0	Direct	\$0	\$0	\$0	\$0	\$0	\$0	O.K.	
59	COE Exch. Line - Message	33,729	(D)	33,729	0	0	0	0	0	O.K.	
60	COE Exch. Line - PL etc.	1,228	(I)	0	0	0	0	0	1,228	O.K.	
61	COE Exch. Line - Assigned	0	Direct	0	0	0	0	0	0	O.K.	
62	COE Interexchange, Message	139,797	(G)	0	0	0	139,797	0	0	O.K.	
63	COE Interexchange, PL	13,287	(I)	0	0	0	0	0	13,287	O.K.	
64	COE Interexchange, Assigned	0	(G)	0	0	0	0	0	0	O.K.	
65	COE H/R Message	0	(G)	0	0	0	0	0	0	O.K.	
66	COE H/R Assigned	0	Direct	0	0	0	0	0	0	O.K.	
67											
68	Total COE Transmission	\$189,042		\$33,729	\$0	\$0	\$139,797	\$0	\$14,515	O.K.	
69											
70	Total Central Office Equip.	\$198,900		\$33,729	\$10,858	\$0	\$139,797	\$0	\$14,515	O.K.	
71											
72	IOT EQUIPMENT:										
73											
74	Public Telephone	\$0	N/A	\$0	\$0	\$0	\$0	\$0	\$0	O.K.	
75	Coinless Pay Phone	0	(D)	0	0	0	0	0	0	O.K.	
76	Customer Premises Equipment	0	N/A	0	0	0	0	0	0	O.K.	
77											
78	Total IOT Equipment	\$0		\$0	\$0	\$0	\$0	\$0	\$0	O.K.	
79											
80	CABLE AND WIRE FACILITIES										
81											
82	Exchange PL and WATS	\$12,786	(D)	\$0	\$0	\$0	\$0	\$0	\$12,786	O.K.	
83	Exchange Message	381,178	(D)	381,178	0	0	0	0	0	O.K.	
84	Exchange Assigned	0	Direct	0	0	0	0	0	0	O.K.	
85											
86	Total Exchange Line C&W	\$393,964		\$381,178	\$0	\$0	\$0	\$0	\$12,786	O.K.	
87											
88	Exchange Trunk, Message	0	Direct	0	0	0	0	0	0	O.K.	
89	Exchange Trunk, PL	0	Direct	0	0	0	0	0	0	O.K.	
90											
91	Total Exchange Trunk C&W	\$0		\$0	\$0	\$0	\$0	\$0	\$0	O.K.	
92											
93	Interexchange Message	\$121,667	(D)	\$0	\$0	\$0	\$121,667	\$0	\$0	O.K.	
94	Interexchange PL, WATS	11,830	(D)	0	0	0	0	0	11,830	O.K.	
95	Interexchange Assigned	0	(D)	0	0	0	0	0	0	O.K.	
96											
97	Total Interexchange C&W	\$133,497		\$0	\$0	\$0	\$121,667	\$0	\$11,830	O.K.	

Bridgewater-Canistota Telephone Company

***** FCC PART 69 *****										
IntraLATA Investment Detail		Part 36 IntraLATA Total	Source or Apportion	Common Line	Local Switching	Information	Common Transport	Billing and Collection	Other	
(A)	(B)	(C)	(D)	(E)	(F)	(G)	(H)	(I)		
111	H/R C&WF, Message	\$0	(G)	\$0	\$0	\$0	\$0	\$0	\$0	O.K
112	H/R C&WF, WATS	0	(I)	0	0	0	0	0	0	O.K
113	H/R C&WF, Assigned	0	Direct	0	0	0	0	0	0	O.K
114										
115	Total Host/Remote C&WF	\$0		\$0	\$0	\$0	\$0	\$0	\$0	O.K
116										
117	Total Cable and Wire Facil.	\$503,130		\$351,128	\$0	\$0	\$127,687	\$0	\$24,315	O.K
118										
119	TANGIBLE ASSETS:									
120										
121	Land and Support Leases	\$0	N28	0	0	0	0	0	0	O.K
122										
123	COE Operator Leases	\$0	32	\$0	\$0	\$0	\$0	\$0	\$0	O.K
124	COE Tandem Switching Leases	0	34	0	0	0	0	0	0	O.K
125	COE Local Switching Leases	0	39	0	0	0	0	0	0	O.K
126	COE Transmission Leases	0	68	0	0	0	0	0	0	O.K
127										
128	Total COE Leases	\$0		\$0	\$0	\$0	\$0	\$0	\$0	O.K
129										
130	IOT Equipment Leases	\$0	78	0	0	0	0	0	0	O.K
131										
132	C&WF Leases	\$0	117	0	0	0	0	0	0	O.K
133										
134	Total Capital Leases	\$0		\$0	\$0	\$0	\$0	\$0	\$0	O.K
135										
136	Leasehold Impr., Alloc.	\$0	N37	0	0	0	0	0	0	O.K
137	Leasehold Impr., Direct	0	Direct	0	0	0	0	0	0	O.K
138										
139	Total Leasehold Improvements	\$0		\$0	\$0	\$0	\$0	\$0	\$0	O.K
140										
141	Total Tangible Assets	\$0		\$0	\$0	\$0	\$0	\$0	\$0	O.K
142										
143	TOTAL INTANGIBLE ASSETS	\$0	N37	\$0	\$0	\$0	\$0	\$0	\$0	O.K
144										
145										
146										
147	PROPERTY HELD FOR FUTURE USE	\$0	N46	0	0	0	0	0	0	O.K

Bridgewater-Canistota Telephone Company

***** FCC PART 69 ***** IntraLATA Investment Detail		Part 36 IntraLATA Total	Source or Apportion	Common Line	Local Switching	Information	Common Transport	Billing and Collection	Other
(A)	(B)	(C)	(D)	(E)	(F)	(G)	(H)	(I)	
161 PLANT UNDER CONSTRUCTION:									
162									
163 Short-term	\$0	N46	\$0	\$0	\$0	\$0	\$0	\$0	\$0 O.K
164 Long-term	140	N46	71	2	0	58	0	8	O.K
165									
166 Total Plt. Under Const.	\$140		\$71	\$2	\$0	\$58	\$0	\$8	O.K
167									
168									
169 TELEPHONE PLANT ADJUSTMENT	\$0	N46	\$0	\$0	\$0	\$0	\$0	\$0	\$0 O.K
170									
171 CLASS B RTB STOCK	\$0	N37	\$0	\$0	\$0	\$0	\$0	\$0	\$0 O.K
172									
173 MATERIALS AND SUPPLIES	\$678	N37	\$344	\$11	\$0	\$280	\$0	\$41	O.K
174									
175 CASH WORKING CAPITAL	\$8,558	N37	\$3,338	\$110	\$0	\$2,718	\$0	\$304	O.K
176									
177 EQUAL ACCESS INVESTMENT	\$0	Direct	\$0	\$0	\$0	\$0	\$0	\$0	\$0 O.K

Bridgewater-Caristota Telephone Company

***** FCC PART 69 *****									
IntraLATA Reserves and Deferrals	Part 36 IntraLATA Total	Source or Apportion	Common Line	Local Switching	Information	Common Transport	Billing and Collection	Other	
(A)	(B)	(C)	(D)	(E)	(F)	(G)	(H)	(I)	
13 ACCUM. DEPRECIATION, TPIS:									
14									
15 Support Assets	\$18,315	N28	\$1,761	\$567	\$0	\$13,961	\$0	\$2,027	O.K.
16 COE Switching	1,223	L44	0	1,223	0	0	0	0	O.K.
17 COE Operator	0	L32	0	0	0	0	0	0	O.K.
18 COE Transmission	62,139	L68	11,146	0	0	46,196	0	4,797	O.K.
19 IOT Equipment	0	L78	0	0	0	0	0	0	O.K.
20 Cable and Wire Facilities	219,749	L117	153,360	0	0	55,769	0	10,620	O.K.
21 Other Plant	0	N37	0	0	0	0	0	0	O.K.
22									
23 Total Accum. Depr., TPIS	\$301,427		\$166,266	\$1,790	\$0	\$115,927	\$0	\$17,443	O.K.
24									
25 ACCUM. AMORTIZATION:									
26									
27 Accum. Depreciation, PHFU	\$0	N37	\$0	\$0	\$0	\$0	\$0	\$0	O.K.
28 Accum. Amort., Tangible Inv.	0	N37	\$0	\$0	\$0	\$0	\$0	\$0	O.K.
29 Accum. Amort., Intang. Inv.	0	N37	\$0	\$0	\$0	\$0	\$0	\$0	O.K.
30 Accum. Amort., Other	0	N37	\$0	\$0	\$0	\$0	\$0	\$0	O.K.
31									
32 Tot. Accum. Amortization	\$0		\$0	\$0	\$0	\$0	\$0	\$0	O.K.
33									
34 Total Accum. Depr./Amort.	\$301,427		\$166,266	\$1,790	\$0	\$115,927	\$0	\$17,443	O.K.
35									
36									
37 ACCUM. DEF. INC. TAXES, NET:									
38									
39 Support Assets	\$0	N28	\$0	\$0	\$0	\$0	\$0	\$0	O.K.
40 COE Switching	0	L44	0	0	0	0	0	0	O.K.
41 COE Operator	0	L32	0	0	0	0	0	0	O.K.
42 COE Transmission	0	L68	0	0	0	0	0	0	O.K.
43 IOT Equipment	0	L78	0	0	0	0	0	0	O.K.
44 Cable and Wire Fac.	0	L117	0	0	0	0	0	0	O.K.
45 Unclassified	3,291	N37	1,675	55	0	1,363	0	198	O.K.
46									
47 Total Accum. Def. Inc. Taxes	\$3,291		\$1,675	\$55	\$0	\$1,363	\$0	\$198	O.K.

Bridgewater-Carlisle Telephone Company

***** FCC PART 69 ***** Apportionment Factors		Part 36 IntraLATA Total	Source	Common Line	Local Switching	Information	Common Transport	Billing and Collection	Other	
(A)	(B)	(C)	(D)	(E)	(F)	(G)	(H)	(I)		
13 Central Office Equipment	\$198,900	L70	\$33,729	\$10,858	\$0	\$139,797	\$0	\$14,515	O.K	
14 Info. Orig./Term. Eqpt.	0	L78	0	0	0	0	0	0	O.K	
15 C&W Facilities	503,130	L117	351,128	0	0	127,687	0	24,315	O.K	
16										
17 Total	\$702,030		\$384,858	\$10,858	\$0	\$267,483	\$0	\$38,831	O.K	
18 Factor	1.000000		0.548207	0.015467	0.000000	0.381014	0.000000	0.055312	O.K	
19										
20 Sum: Sw., Trans., Other	\$317,172	17	\$0	\$10,858	\$0	\$267,483	\$0	\$38,831	O.K	
21 Factor	1.000000		0.000000	0.034235	0.000000	0.843338	0.000000	0.122428	O.K	
22										
23 Central Office Equipment	\$198,900	L70	\$33,729	\$10,858	\$0	\$139,797	\$0	\$14,515	O.K	
24 Info. Orig./Term. Eqpt.	0	L78	0	0	0	0	0	0	O.K	
25 C&WF, Excl. Exch. Message	152,002	L117-83	0	0	0	127,687	0	24,315	O.K	
26										
27 Total	\$350,902		\$33,729	\$10,858	\$0	\$267,483	\$0	\$38,831	O.K	
28 Factor	1.000000		0.096122	0.030944	0.000000	0.762274	0.000000	0.110659	O.K	
29										
30 General Support Facilities	\$66,649	L25	\$8,406	\$2,062	\$0	\$50,805	\$0	\$7,375	O.K	
31 Central Office Equipment	198,900	13	33,729	10,858	0	139,797	0	14,515	O.K	
32 Info. Orig./Term. Eqpt.	0	14	0	0	0	0	0	0	O.K	
33 C&W Facilities	503,130	15	351,128	0	0	127,687	0	24,315	O.K	
34 Equal Access Investment	0	L177	0	0	0	0	0	0	O.K	
35										
36 Total	\$768,679		\$391,264	\$12,921	\$0	\$318,288	\$0	\$46,206	O.K	
37 Factor	1.000000		0.509009	0.016809	0.000000	0.414072	0.000000	0.060111	O.K	
38										
39 Sum: Com. Ln., Sw., Trans.	\$768,679	36	\$391,264	\$12,921	\$0	\$318,288	\$0	\$46,206	O.K	
40 Factor	1.000000		0.509009	0.016809	0.000000	0.414072	0.000000	0.060111	O.K	
41										
42 COE Cat. 2 Factor	1.000000	Direct	0.000000	0.000000	0.000000	1.000000	0.000000	0.000000	O.K	
43 IOT Cat. 1 Factor	1.000000	Direct	1.000000	0.000000	0.000000	0.000000	0.000000	0.000000	O.K	
44										
45 Total TPIS	\$768,679	K26	\$391,264	\$12,921	\$0	\$318,288	\$0	\$46,206	O.K	
46 Factor	1.000000		0.509009	0.016809	0.000000	0.414072	0.000000	0.060111	O.K	

Bridgewater-Canistota Telephone Company

***** FCC PART 69 ***** Apportionment Factors		Part 36 IntraLATA Total	Source	Common Line	Local Switching	Information	Common Transport	Billing and Collection	Other	
(A)	(B)	(C)	(D)	(E)	(F)	(G)	(H)	(I)		
60 Interstate Equiv. Factor	0.000000	Direct	0.000000	0.000000	0.000000	0.000000	0.000000	0.000000	0.000000	O.K.
61 Wtd. Std. Work Seconds	1.000000	Direct	1.000000	0.000000	0.000000	0.000000	0.000000	0.000000	0.000000	O.K.
62										
63 "BIG THREE" Expenses	\$95,065	O171	\$31,294	\$1,250	\$29	\$32,670	\$15,373	\$14,448		O.K.
64 Factor	1.000000		0.329187	0.013146	0.000310	0.343659	0.161712	0.151984		
65										
66 Net Investment	\$471,335	J13	\$227,076	\$11,199	\$0	\$204,052	\$0	\$29,008		O.K.
67 Factor	1.000000		0.481772	0.023761	0.000000	0.432924	0.000000	0.061544		O.K.

Bridgewater-Canistota Telephone Company

***** FCC PART 69 ***** Operating Expenses and Taxes		Part 36 IntraLATA Total	Apportion	Common Line	Local Switching	Information	Common Transport	Billing and Collection	Other	
(A)	(B)	(C)	(D)	(E)	(F)	(G)	(H)	(I)		
13 PLANT SPEC. OPER. EXPENSE:										
14										
15 Network Support, Alloc.	\$435	N37	\$221	\$7	\$0	\$180	\$0	\$26	O.K.	
16 Network Support, Direct	0	Direct	0	0	0	0	0	0	O.K.	
17										
18 Total Network Support Exp.	\$435		\$221	\$7	\$0	\$180	\$0	\$26	O.K.	
19										
20 General Support, Alloc.	\$10,821	N30	\$1,040	\$335	\$0	\$8,249	\$0	\$1,197	O.K.	
21 General Support, Direct	0	Direct	0	0	0	0	0	0	O.K.	
22										
23 Total General Support Exp.	\$10,821		\$1,040	\$335	\$0	\$8,249	\$0	\$1,197	O.K.	
24										
25 Central Office Eq., Alloc.	\$8,731	N31	\$1,481	\$477	\$0	\$6,137	\$0	\$637	O.K.	
26 Central Office Eq., Direct	0	Direct	0	0	0	0	0	0	O.K.	
27										
28 Total COE Exp.	\$8,731		\$1,481	\$477	\$0	\$6,137	\$0	\$637	O.K.	
29										
30 Cust. Premises Equip.	\$0	L76	\$0	\$0	\$0	\$0	\$0	\$0	O.K.	
31 Other IOT	0	N43	0	0	0	0	0	0	O.K.	
32 IOT Direct	0	Direct	0	0	0	0	0	0	O.K.	
33										
34 Total IOT Exp.	\$0		\$0	\$0	\$0	\$0	\$0	\$0	O.K.	
35										
36 Cable & Wire, Alloc.	\$29,548	N33	\$20,621	\$0	\$0	\$7,499	\$0	\$1,428	O.K.	
37 Cable & Wire, Direct	0	Direct	0	0	0	0	0	0	O.K.	
38										
39 Total C&WF Exp.	\$29,548		\$20,621	\$0	\$0	\$7,499	\$0	\$1,428	O.K.	
40										
41 TOTAL PLT. SPEC. OPER. EXP.	\$49,536		\$23,383	\$819	\$0	\$22,065	\$0	\$3,289	O.K.	
42										
43 TOTAL PLY. SPEC. OPER. SUPPORT	\$38,280		\$22,102	\$477	\$0	\$13,836	\$0	\$2,065	O.K.	

Bridgewater-Canistota Telephone Company

***** FCC PART 69 ***** Operating Expenses and Taxes	Part 35 IntraLATA Total	Apportion	Common Line	Local Switching	Information	Common Transport	Billing and Collection	Other	
(A)	(B)	(C)	(D)	(E)	(F)	(G)	(H)	(I)	
57 NON-SPECIFIC OPER. EXP.									
58									
59 Oth. Plt. and Equip., Alloc.	\$0	N18	\$0	\$0	\$0	\$0	\$0	\$0	O.K.
60 Oth. Plt. and Equip., Direct	0	Direct	0	0	0	0	0	0	O.K.
61									
62 Total Oth. Plt. & Equip.	\$0		\$0	\$0	\$0	\$0	\$0	\$0	O.K.
63									
64 Network Operations, Alloc.	\$12,257	N18	\$6,719	\$190	\$0	\$4,670	\$0	\$678	O.K.
65 Network Operations, Direct	0	Direct	0	0	0	0	0	0	O.K.
66									
67 Total Network Oper. Exp.	\$12,257		\$6,719	\$190	\$0	\$4,670	\$0	\$678	O.K.
68									
69 Total Access Expenses	\$0	Direct	\$0	\$0	\$0	\$0	\$0	\$0	O.K.
70									
71 Depr., Support Assets	\$2,682	L29	\$256	\$82	\$0	\$2,028	\$0	\$295	O.K.
72 Depr., COE Switching	514	L44	0	514	0	0	0	0	O.K.
73 Depr., COE Operator	0	L32	0	0	0	0	0	0	O.K.
74 Depr., COE Transmission	8,894	L68	1,595	0	0	6,812	0	687	O.K.
75 Depr., IOT Equipment	0	L78	0	0	0	0	0	0	O.K.
76 Depr., C&W Facilities	16,529	L117	12,931	0	0	4,702	0	895	O.K.
77 Depr., PHFU	0	L147	0	0	0	0	0	0	O.K.
78									
79 Total Depreciation Expense	\$30,699		\$14,782	\$597	\$0	\$19,343	\$0	\$1,877	O.K.
80									
81 Amort., Tangible Assets	\$0	L141	\$0	\$0	\$0	\$0	\$0	\$0	O.K.
82 Amort., Intangible Assets	0	L144	0	0	0	0	0	0	O.K.
83 Other Amortization	0	Direct	0	0	0	0	0	0	O.K.
84 Direct Assigned Amort.	0	Direct	0	0	0	0	0	0	O.K.
85									
86 Total Amortization Exp.	\$0		\$0	\$0	\$0	\$0	\$0	\$0	O.K.
87									
88 Total Dep. and Amort.	\$30,699		\$14,782	\$597	\$0	\$19,343	\$0	\$1,877	O.K.
89									
90 TOTAL NON-SPEC. OPER. EXP.	\$42,556		\$21,502	\$787	\$0	\$19,014	\$0	\$2,555	O.K.

Bridgewater-Canistota Telephone Company

***** FCC PART 69 ***** Operating Expenses and Taxes		Part 36 IntraLATA Total	Apportion	Common Line	Local Switching	Information	Common Transport	Billing and Collection	Other	
(A)	(B)	(C)	(D)	(E)	(F)	(G)	(H)	(I)		
104	CUSTOMER OPERATIONS EXPENSE:									
105										
106	Marketing, Allocable	\$2,381	N37	\$1,212	\$40	\$0	\$986	\$0	\$143	O.K.
107	Marketing, Direct	0	Direct	0	0	0	0	0	0	O.K.
108										
109	Total Marketing Expense	\$2,381		\$1,212	\$40	\$0	\$986	\$0	\$143	O.K.
110										
111	Operator Service, Alloc.	\$0	N81	\$0	\$0	\$0	\$0	\$0	\$0	O.K.
112	Operator Service, Direct	0	Direct	0	0	0	0	0	0	O.K.
113										
114	Total Operator Service	\$0		\$0	\$0	\$0	\$0	\$0	\$0	O.K.
115										
116	Classified Directory	\$0	Direct	\$0	\$0	\$0	\$0	\$0	\$0	O.K.
117	Alphabetical Directory	29	(F)	0	0	29	0	0	0	O.K.
118	Foreign Directory	0	Direct	0	0	0	0	0	0	O.K.
119										
120	Total Directory	\$29		\$0	\$0	\$29	\$0	\$0	\$0	O.K.
121										
122	Bus. Ofc., EU Presubscription	0	N40	\$0	\$0	\$0	\$0	\$0	\$0	O.K.
123	Bus. Ofc., Reserved	0	(I)	0	0	0	0	0	0	O.K.
124	Bus. Ofc., EU Access PL & AS Other	9,620	(H)	0	0	0	0	0	9,620	O.K.
125	Bus. Ofc., EU Message	9,656	(H)	0	0	0	0	9,656	0	O.K.
126	Bus. Ofc., EU Reserved	0	(I)	0	0	0	0	0	0	O.K.
127	Bus. Ofc., IX Special Access	0	(J)	0	0	0	0	0	0	O.K.
128	Bus. Ofc., IX Switched Access	0	(K)	0	0	0	0	0	0	O.K.
129	Bus. Ofc., IX Billing and Collection	0	(L)	0	0	0	0	0	0	O.K.
130	Bus. Ofc., Coin Collection & Administ	0	(M)	0	0	0	0	0	0	O.K.
131	Bus. Ofc., Reserved	0	(I)	0	0	0	0	0	0	O.K.
132										
133	Total Business Office	\$19,276		\$0	\$0	\$0	\$0	\$19,656	\$9,620	O.K.
134										
135	Cost Serv., Mfg. Process	\$2,654	(N)	0	0	0	0	2,654	0	O.K.
136	Cost Serv., Other BLC	2,942	(O)	0	0	0	0	2,942	0	O.K.
137	Cost Serv., CABS	5,000	(P)	0	100	0	4,900	0	700	O.K.
138	Cost Serv., EU Common Line	0	(Q)	0	0	0	0	0	0	O.K.
139										
140	Total Customer Service	\$10,596		\$0	\$100	\$0	\$9,900	\$5,596	\$700	O.K.
141										
142	Total Exp., Op., OS, etc.	\$39,872		\$0	\$140	\$29	\$19,900	\$25,852	\$10,320	O.K.

Bridgewater-Canistota Telephone Company

***** FCC PART 69 ***** Operating Expenses and Taxes		Part 36 IntraLATA Total	Apportion	Common Line	Local Switching	Information	Common Transport	Billing and Collection	Other	
(A)	(B)	(C)	(D)	(E)	(F)	(G)	(H)	(I)		
158 Other Cust. Serv., Alloc.	\$0	142	\$0	\$0	\$0	\$0	\$0	\$0	\$0	O.K.
159 Other Cust. Serv., Direct	0	Direct	0	0	0	0	0	0	0	O.K.
160										
161 Total Other Cust. Serv.	\$0		\$0	\$0	\$0	\$0	\$0	\$0	\$0	O.K.
162										
163 TOTAL CUSTOMER OPER EXP	\$33,272		\$1,212	\$241	\$29	\$5,936	\$15,373	\$10,482		O.K.
164										
165 *BIG-THREE* EXPENSES:										
166										
167 Total Pll. Specific Exp.	\$49,536	41	\$23,363	\$819	\$0	\$22,065	\$0	\$3,289		O.K.
168 Total Pll. Non-specific Exp.	12,257	62 + 57 + 69	6,718	190	0	4,670	0	678		O.K.
169 Total Customer Operations	35,272	163	1,212	241	29	5,936	15,373	10,482		O.K.
170										
171 TOTAL *BIG THREE* EXPENSES	\$95,065		\$31,294	\$1,250	\$29	\$32,670	\$15,373	\$14,448		O.K.
172										
173 CORPORATE OPERATIONS EXPENSE										
174										
175 Exec. and Planning, Alloc.	\$28,750	NS4	\$9,484	\$378	\$9	\$9,880	\$4,040	\$4,369		O.K.
176 Exec. and Planning, Direct	0	Direct	0	0	0	0	0	0		O.K.
177										
178 Total Exec. and Planning	\$28,750		\$9,484	\$378	\$9	\$9,880	\$4,040	\$4,369		O.K.
179										
180 Admin. & General, Allocable	\$16,107	NS4	\$5,302	\$212	\$5	\$5,519	\$2,608	\$2,448		O.K.
181 Admin. & General, Direct	15,194	Direct	5,602	378	5	6,220	2,457	2,109		O.K.
182										
183 Total Admin. and Gen.	\$31,301		\$10,904	\$590	\$10	\$11,739	\$5,065	\$4,557		O.K.
184										
185 TOTAL CORPORATE OPERATIONS	\$60,051		\$16,388	\$768	\$19	\$21,619	\$9,705	\$8,926		O.K.
186										
187 NON-INCOME TAXES										
188										
189 Non-income Taxes, Allocable	\$100	NS4	\$30	\$3	\$3	\$39	\$3	\$3		O.K.
190 Non-income Taxes, Direct	0	Direct	0	0	0	0	0	0		O.K.
191										
192										
193 Total Non-income Taxes	\$100		\$30	\$3	\$3	\$39	\$3	\$3		O.K.
194										
195 TOTAL OPER EXP AND TAXES	\$155,316		\$48,000	\$2,021	\$51	\$54,328	\$25,081	\$23,413		O.K.

Bridgewater-Canistota Telephone Company

***** FCC PART 69 *****									
InterLATA Revenue Requirement Summary									
	Part 36 InterLATA Total	Source	Common Line	Local Switching	Information	Common Transport	Billing and Collection	Other	
(A)	(B)	(C)	(D)	(E)	(F)	(G)	(H)	(I)	
13 Net Investment	\$1,060	Q52	\$537	\$27	\$0	\$496	\$0	\$0	O.K.
14 Rate of Return	10.00%	B19	10.00%	10.00%	10.00%	10.00%	10.00%	10.00%	O.K.
16 Return on Rate Base	\$106		\$54	\$3	\$0	\$50	\$0	\$0	O.K.
18 AFUDC	\$0	T37	0	0	0	0	0	0	O.K.
19 ITC Amortization	0	T37	0	0	0	0	0	0	O.K.
20 Other Return Adjustments	0	Direct	0	0	0	0	0	0	O.K.
22 Net Return	\$106		\$54	\$3	\$0	\$50	\$0	\$0	O.K.
24 Interest Expense	\$10	T87	5	0	0	5	0	0	O.K.
25 Capitalized Payroll Taxes	0	T37	0	0	0	0	0	0	O.K.
26 Depreciation Adjustment	0	T37	0	0	0	0	0	0	O.K.
27 Other Income Adjustments	0	Direct	0	0	0	0	0	0	O.K.
29 After Tax Income	\$96		\$49	\$2	\$0	\$45	\$0	\$0	O.K.
31 State Income Taxes	\$0	29	\$0	\$0	\$0	\$0	\$0	\$0	O.K.
32 Federal Income Taxes	46	29	23	1	0	22	0	0	O.K.
33 Operating Expenses and Taxes	307	U185	145	5	0	154	50	25	O.K.
34 Uncollectibles	0	Direct	0	0	0	0	0	0	O.K.
35 Other Revenue Adjustments	0	Direct	0	0	0	0	0	0	O.K.
37 Basis for Gross Receipts Tax	649	16*31+32+33	225	10	0	225	50	25	O.K.
39									
40 Gross Receipts Tax	21	27	5	0	0	0	0	1	O.K.
41									
42									
43 TOTAL REVENUE REQUIREMENT	\$379		\$230	\$10	\$0	\$225	\$50	\$25	O.K.
44									

Bridgewater-Canisota Telephone Company

***** FCC PART 69 ***** InterLATA Investment Summary		Part 36 InterLATA Total	Source	Common Line	Local Switching	Information	Common Transport	Billing and Collection	Other	
(A)	(B)	(C)	(D)	(E)	(F)	(G)	(H)	(I)		
13 Land and Support Assets	\$150	R25	\$16	\$5	\$0	\$129	\$0	\$0	\$0	O.K.
14										
15 Central Office Equipment	\$436	R70	\$80	\$26	\$0	\$331	\$0	\$0	\$0	O.K.
16 Info. Term./Orig. Equipment	0	R78	0	0	0	0	0	0	0	O.K.
17 Cable and Wire Facilities	1,145	R117	831	0	0	314	0	0	0	O.K.
18										
19 Total COE, IOT, C&WF	\$1,581		\$910	\$26	\$0	\$645	\$0	\$0	\$0	O.K.
20										
21 Total Tangible Assets	\$0	R141	\$0	\$0	\$0	\$0	\$0	\$0	\$0	O.K.
22										
23 Total Tele. Pnt. ex Intang.	\$1,731		\$926	\$31	\$0	\$774	\$0	\$0	\$0	O.K.
24 Total Intangible Assets	0	R144	0	0	0	0	0	0	0	O.K.
25										
26 Total Plant in Service	\$1,731		\$926	\$31	\$0	\$774	\$0	\$0	\$0	O.K.
27 Total Pnt. Held Future Use	0	R147	0	0	0	0	0	0	0	O.K.
28 Total ST P/C	0	R161	0	0	0	0	0	0	0	O.K.
29 Total LT P/C	0	R161	0	0	0	0	0	0	0	O.K.
30 Total Tel. Pnt. Adjust.	0	R169	0	0	0	0	0	0	0	O.K.
31										
32 TOTAL TELEPHONE PLANT	\$1,732		\$927	\$31	\$0	\$774	\$0	\$0	\$0	O.K.
33										
34 less:										
35 Accum. Dep., Pnt. in Serv.	548	R23	364	4	0	202	0	0	0	O.K.
36 Accum. Dep. Pnt. U.	0	R27	0	0	0	0	0	0	0	O.K.
37 Accum. Amort. Tangible Pnt.	0	R28	0	0	0	0	0	0	0	O.K.
38 Accum. Amort. Intangibles	0	R29	0	0	0	0	0	0	0	O.K.
39 Accum. Amort. Other	0	R30	0	0	0	0	0	0	0	O.K.
40 Accum. Def. Inv. Taxes, Int.	0	R31	0	0	0	0	0	0	0	O.K.
41										
42 less:										
43 Other Assets	0	R32	0	0	0	0	0	0	0	O.K.
44										
45 NET TELEPHONE PLANT	\$1,184		\$563	\$27	\$0	\$572	\$0	\$0	\$0	O.K.
46										
47 less:										
48 Class. & Pnt. in Serv.	0	R33	0	0	0	0	0	0	0	O.K.
49 Materials and Supplies	0	R34	0	0	0	0	0	0	0	O.K.
50 Cash, Notes, Capital	0	R35	0	0	0	0	0	0	0	O.K.
51 Equal Access Investment	0	R36	0	0	0	0	0	0	0	O.K.
52										
53 NET INVESTMENT	\$1,184		\$563	\$27	\$0	\$572	\$0	\$0	\$0	O.K.
54										

Bridgewater-Canistota Telephone Company

***** FCC PART 69 *****										
InterLATA Investment Detail										
(A)	Part 36 InterLATA Total (B)	Source or Apportion (C)	Common Line (D)	Local Switching (E)	Information (F)	Common Transport (G)	Billing and Collection (H)	Other (I)		
13	LAND AND SUPPORT ASSETS:									
14										
15	Land Assets, Message	\$4	T28	\$0	\$0	\$0	\$3	\$0	\$0	O.K.
16	Land Assets, Private Line	0	T28	0	0	0	0	0	0	O.K.
17										
18	Total Land Assets	\$4		\$0	\$0	\$0	\$3	\$0	\$0	O.K.
19										
20	Support Assets, Message	146	T28	\$16	\$5	\$0	\$126	\$0	\$0	O.K.
21	Support Assets, Private Line	0	T28	0	0	0	0	0	0	O.K.
22										
23	Total Support Assets	\$146		\$16	\$5	\$0	\$126	\$0	\$0	O.K.
24										
25	Total Land and Supp. Assets	\$150		\$16	\$5	\$0	\$129	\$0	\$0	O.K.
26										
27	CENTRAL OFFICE EQUIPMENT:									
28										
29	Operator Sys., DA	\$0	(F)	\$0	\$0	\$0	\$0	\$0	\$0	O.K.
30	Operator Sys., Other	0	(F)	0	0	0	0	0	0	O.K.
31										
32	Total Operator Systems	\$0		\$0	\$0	\$0	\$0	\$0	\$0	O.K.
33										
34	Tandem Switching	\$0	(F)	\$0	\$0	\$0	\$0	\$0	\$0	O.K.
35	Tandem Assigned	0	(F)	0	0	0	0	0	0	O.K.
36										
37	Total Tandem Switching	\$0		\$0	\$0	\$0	\$0	\$0	\$0	O.K.
38										
39	Local Switching	\$16	(F)	\$0	\$16	\$0	\$0	\$0	\$0	O.K.
40	Local Assigned	0	(F)	0	0	0	0	0	0	O.K.
41										
42	Total Local Switching	\$16		\$0	\$16	\$0	\$0	\$0	\$0	O.K.
43										
44	Total Switching	\$16		\$0	\$16	\$0	\$0	\$0	\$0	O.K.

Bridgewater-Canistota Telephone Company

***** FCC PART 69 *****		Part 36	Source or	Common	Local	Information	Common	Billing and	Other	
InterLATA Investment		InterLATA	Apportion	Line	Switching		Transport	Collection		
Detail		Total								
(A)	(B)	(C)	(D)	(E)	(F)	(G)	(H)	(I)		
58	COE Exch. Trunk	\$0	Direct	\$0	\$0	\$0	\$0	\$0	\$0	O.K.
59	COE Exch. Line - Message	80	(D)	80	0	0	0	0	0	O.K.
60	COE Exch. Line - PL etc.	0	(I)	0	0	0	0	0	0	O.K.
61	COE Exch. Line - Assigned	0	Direct	0	0	0	0	0	0	O.K.
62	COE Interexchange, Message	331	(G)	0	0	0	331	0	0	O.K.
63	COE Interexchange, PL	0	(I)	0	0	0	0	0	0	O.K.
64	COE Interexchange, Assigned	0	(G)	0	0	0	0	0	0	O.K.
65	COE H/R Message	0	(G)	0	0	0	0	0	0	O.K.
66	COE H/R Assigned	0	Direct	0	0	0	0	0	0	O.K.
67										
68	Total COE Transmission	\$411		\$80	\$0	\$0	\$331	\$0	\$0	O.K.
69										
70	Total Central Office Equip.	\$438		\$80	\$27	\$0	\$331	\$0	\$0	O.K.
71										
72	IOT EQUIPMENT:									
73										
74	Public Telephone	\$0	T43	\$0	\$0	\$0	\$0	\$0	\$0	O.K.
75	Coinless Pay Phone	0	(D)	0	0	0	0	0	0	O.K.
76	Customer Premises Equipment	0	T40	0	0	0	0	0	0	O.K.
77										
78	Total IOT Equipment	\$0		\$0	\$0	\$0	\$0	\$0	\$0	O.K.
79										
80	CABLE AND WIRE FACILITIES:									
81										
82	Exchange PL and WATS	\$0	(D)	\$0	\$0	\$0	\$0	\$0	\$0	O.K.
83	Exchange Message	\$31	(D)	\$31	0	0	0	0	0	O.K.
84	Exchange Assigned	0	Direct	0	0	0	0	0	0	O.K.
85										
86	Total Exchange Line C&WF	\$31		\$31	\$0	\$0	\$0	\$0	\$0	O.K.
87										
88	Exchange Trunk Message	\$0	Direct	\$0	\$0	\$0	\$0	\$0	\$0	O.K.
89	Exchange Trunk PL	0	Direct	0	0	0	0	0	0	O.K.
90										
91	Total Exchange Trunk C&WF	\$0		\$0	\$0	\$0	\$0	\$0	\$0	O.K.
92										
93	Interexchange Message	\$331	(G)	\$0	\$0	\$0	\$331	\$0	\$0	O.K.
94	Interexchange PL WATS	0	(G)	0	0	0	0	0	0	O.K.
95	Interexchange Assigned	0	(G)	0	0	0	0	0	0	O.K.
96										
97	Total Interexchange C&WF	\$331		\$0	\$0	\$0	\$331	\$0	\$0	O.K.

Bridgewater-Canislot Telephone Company

***** FCC PART 69 *****									
InterLATA Reserves and Deferrals	Part 36 InterLATA Total	Source or Apportion	Common Line	Local Switching	Information	Common Transport	Billing and Collection	Other	
(A)	(B)	(C)	(D)	(E)	(F)	(G)	(H)	(I)	
13 ACCUM. DEPRECIATION, TPIS:									
14									
15 Support Assots	\$41	T28	\$4	\$1	\$0	\$35	\$0	\$0	OK
16 COE Switching	3	R44	0	3	0	0	0	0	OK
17 COE Operator	0	R32	0	0	0	0	0	0	OK
18 COE Transmission	136	R68	26	0	0	109	0	0	OK
19 IOT Equipment	0	R78	0	0	0	0	0	0	OK
20 Cable and Wire Facilities	500	R117	363	0	0	137	0	0	OK
21 Other Plant	0	T37	0	0	0	0	0	0	OK
22									
23 Total Accum. Depr., TPIS	\$680		\$394	\$4	\$0	\$282	\$0	\$0	OK
24									
25 ACCUM. AMORTIZATION:									
26									
27 Accum. Depreciation, PHFU	0	T37	\$0	\$0	\$0	\$0	\$0	\$0	OK
28 Accum. Amort., Tangible Inv.	0	T37	0	0	0	0	0	0	OK
29 Accum. Amort., Intang. Inv.	0	T37	0	0	0	0	0	0	OK
30 Accum. Amort., Other	0	T37	0	0	0	0	0	0	OK
31									
32 Tot. Accum. Amortization	\$0		\$0	\$0	\$0	\$0	\$0	\$0	OK
33									
34 Total Accum. Depr./Amort.	\$680		\$394	\$4	\$0	\$282	\$0	\$0	OK
35									
36									
37 ACCUM. DEF. INC. TAXES, NET									
38									
39 Support Assots	\$5	T28	\$0	\$0	\$0	\$0	\$0	\$0	OK
40 COE Switching	0	R44	0	0	0	0	0	0	OK
41 COE Operator	0	R32	0	0	0	0	0	0	OK
42 COE Transmission	0	R68	0	0	0	0	0	0	OK
43 IOT Equipment	0	R78	0	0	0	0	0	0	OK
44 Cable and Wire Fac.	0	R117	0	0	0	0	0	0	OK
45 Unclassified	0	T37	0	0	0	0	0	0	OK
46									
47 Total Accum. Def. Inc. Taxes	\$5		\$0	\$0	\$0	\$0	\$0	\$0	OK

Bridgewater-Canistota Telephone Company

***** FCC PART 69 ***** Apportionment Factors		Part 36 InterLATA Total	Source	Common Line	Local Switching	Information	Common Transport	Billing and Collection	Other	
(A)	(B)	(C)	(D)	(E)	(F)	(G)	(H)	(I)	(J)	
13	Central Office Equipment	\$436	R70	\$80	\$26	\$0	\$331	\$0	\$0	O.K.
14	Info. Orig./Term. Eqpt.	0	R78	0	0	0	0	0	0	O.K.
15	C&W Facilities	1,145	R117	831	0	0	314	0	0	O.K.
16										
17	Total	\$1,581		\$910	\$26	\$0	\$645	\$0	\$0	O.K.
18	Factor	1.000000		0.575798	0.016252	0.000000	0.407950	0.000000	0.000000	O.K.
19										
20	Sum: Sw., Trans., Other	\$671	17	\$0	\$26	\$0	\$645	\$0	\$0	O.K.
21	Factor	1.000000		0.000000	0.038313	0.000000	0.961687	0.000000	0.000000	O.K.
22										
23	Central Office Equipment	\$436	R70	\$80	\$26	\$0	\$331	\$0	\$0	O.K.
24	Info. Orig./Term. Eqpt.	0	R78	0	0	0	0	0	0	O.K.
25	C&WF, Excl. Exch. Message	314	R117-83	0	0	0	314	0	0	O.K.
26										
27	Total	\$751		\$80	\$26	\$0	\$645	\$0	\$0	O.K.
28	Factor	1.000000		0.106314	0.034240	0.000000	0.859448	0.000000	0.000000	O.K.
29										
30	General Support Facilities	\$150	R25	\$16	\$5	\$0	\$129	\$0	\$0	O.K.
31	Central Office Equipment	436	13	80	26	0	331	0	0	O.K.
32	Info. Orig./Term. Eqpt.	0	14	0	0	0	0	0	0	O.K.
33	C&W Facilities	1,145	15	831	0	0	314	0	0	O.K.
34	Equal Access Investment	0	R177	0	0	0	0	0	0	O.K.
35										
36	Total	\$1,731		\$926	\$31	\$0	\$774	\$0	\$0	O.K.
37	Factor	1.000000		0.535691	0.017812	0.000000	0.447997	0.000000	0.000000	O.K.
38										
39	Sum: Com. Ln., Sw., Trans.	\$1,731	05	\$926	\$31	\$0	\$774	\$0	\$0	O.K.
40	Factor	1.000000		0.535691	0.017812	0.000000	0.447997	0.000000	0.000000	O.K.
41										
42	COE Cnt. 2 Factor	1.000000	Direct	0.000000	0.000000	0.000000	1.000000	0.000000	0.000000	O.K.
43	EXT Cnt. 1 Factor	1.000000	Direct	1.000000	0.000000	0.000000	0.000000	0.000000	0.000000	O.K.
44										
45	Total FPIB	\$1,731	036	\$926	\$31	\$0	\$774	\$0	\$0	O.K.
46	Factor	1.000000		0.535691	0.017812	0.000000	0.447997	0.000000	0.000000	O.K.

Bridgewater-Canistota Telephone Company

***** FCC PART 69 ***** Apportionment Factors		Part 36 InterLATA Total	Source	Common Line	Local Switching	Information	Common Transport	Billing and Collection	Other	
(A)	(B)	(C)	(D)	(E)	(F)	(G)	(H)	(I)		
60 Interstate Equiv. Factor	0.000000	Direct	0.000000	0.000000	0.000000	0.000000	0.000000	0.000000	0.000000	O K
61 Wld. Std. Work Seconds	1.000000	Direct	1.000000	0.000000	0.000000	0.000000	0.000000	0.000000	0.000000	O K
62										
63 "BIG THREE" Expenses	\$222	U171	\$75	\$3	\$0	\$82	\$38	\$24		O K
64 Factor	1.000000		0.335684	0.011917	0.000313	0.369676	0.171583	0.108159		0
65										
66 Net Investment	1,060	P13	537	27	0	496	0	0		O K
67 Factor	1.000000		0.507014	0.025175	0.000000	0.467811	0.000000	0.000000		O K

Bridgewater-Canistota Telephone Company

***** FCC PART 69 ***** Operating Expenses and Taxes	Part 36 InterLATA Total	Apportion	Common Line	Local Switching	Information	Common Transport	Billing and Collection	Other	
(A)	(B)	(C)	(D)	(E)	(F)	(G)	(H)	(I)	
13 PLANT SPEC. OPER. EXPENSE:									
14									
15 Network Support, Alloc.	\$1	T37	\$1	\$0	\$0	\$0	\$0	\$0	O.K.
16 Network Support, Direct	0	Direct	0	0	0	0	0	0	O.K.
17									
18 Total Network Support Exp.	\$1		\$1	\$0	\$0	\$0	\$0	\$0	O.K.
19									
20 General Support, Alloc.	\$24	T30	\$3	\$1	\$0	\$21	\$0	\$0	O.K.
21 General Support, Direct	0	Direct	0	0	0	0	0	0	O.K.
22									
23 Total General Support Exp.	\$24		\$3	\$1	\$0	\$21	\$0	\$0	O.K.
24									
25 Central Office Eq., Alloc.	\$19	T31	\$4	\$1	\$0	\$15	\$0	\$0	O.K.
26 Central Office Eq., Direct	0	Direct	0	0	0	0	0	0	O.K.
27									
28 Total COE Exp.	\$19		\$4	\$1	\$0	\$15	\$0	\$0	O.K.
29									
30 Cust. Premises Equip.	\$0	T36	\$0	\$0	\$0	\$0	\$0	\$0	O.K.
31 Other IOT	0	T45	0	0	0	0	0	0	O.K.
32 IOT Direct	0	Direct	0	0	0	0	0	0	O.K.
33									
34 Total IOT Exp.	\$0		\$0	\$0	\$0	\$0	\$0	\$0	O.K.
35									
36 Cable & Wve. Alloc.	\$27	T33	\$49	\$0	\$0	\$18	\$0	\$0	O.K.
37 Cable & Wve. Direct	0	Direct	0	0	0	0	0	0	O.K.
38									
39 Total C&W Exp.	\$27		\$49	\$0	\$0	\$18	\$0	\$0	O.K.
40									
41 TOTAL PLANT SPEC. OPER. EXP.	\$157		\$58	\$2	\$0	\$24	\$0	\$0	O.K.
42									
43 TOTAL PLANT SPEC. OPER. SUPPORT	\$157		\$58	\$2	\$0	\$24	\$0	\$0	O.K.

Bridgewater-Canistota Telephone Company

***** FCC PART 69 ***** Operating Expenses and Taxes	Part 36 InterLATA Total	Apportion	Common Line	Local Switching	Information	Common Transport	Billing and Collection	Other	
(A)	(B)	(C)	(D)	(E)	(F)	(G)	(H)	(I)	
57 NON-SPECIFIC OPER. EXP.									
58									
59 Oth. Plt. and Equip., Alloc.	\$0	T18	\$0	\$0	\$0	\$0	\$0	\$0	O.K.
60 Oth. Plt. and Equip., Direct	0	Direct	0	0	0	0	0	0	O.K.
61									
62 Total Oth. Plt. & Equip.	\$0		\$0	\$0	\$0	\$0	\$0	\$0	O.K.
63									
64 Network Operations, Alloc.	\$28	T18	\$16	\$0	\$0	\$11	\$0	\$0	O.K.
65 Network Operations, Direct	0	Direct	0	0	0	0	0	0	O.K.
66									
67 Total Network Oper. Exp.	\$28		\$16	\$0	\$0	\$11	\$0	\$0	O.K.
68									
69 Total Access Expenses	\$0	Direct	\$0	\$0	\$0	\$0	\$0	\$0	O.K.
70									
71 Depr., Support Assets	\$5	R23	\$1	\$0	\$0	\$5	\$0	\$0	O.K.
72 Depr., COE Switching	1	R44	0	1	0	0	0	0	O.K.
73 Depr., COE Operator	0	R32	0	0	0	0	0	0	O.K.
74 Depr., COE Transmission	19	R68	4	0	0	16	0	0	O.K.
75 Depr., IOT Equipment	0	R78	0	0	0	0	0	0	O.K.
76 Depr., C&W Facilities	42	R117	31	0	0	12	0	0	O.K.
77 Depr., PHFU	0	R147	0	0	0	0	0	0	O.K.
78									
79 Total Depreciation Expense	\$69		\$36	\$1	\$0	\$32	\$0	\$0	O.K.
80									
81 Amort., Tangible Assets	\$0	R141	\$0	\$0	\$0	\$0	\$0	\$0	O.K.
82 Amort., Intangible Assets	0	R144	0	0	0	0	0	0	O.K.
83 Other Amortization	0	Direct	0	0	0	0	0	0	O.K.
84 Direct Assigned Amort.	0	Direct	0	0	0	0	0	0	O.K.
85									
86 Total Amortization Exp.	\$0		\$0	\$0	\$0	\$0	\$0	\$0	O.K.
87									
88 Total Depr. and Amort.	\$69		\$36	\$1	\$0	\$32	\$0	\$0	O.K.
89									
90 TOTAL NON-SPEC. OPER. EXP.	\$96		\$51	\$2	\$0	\$44	\$0	\$0	O.K.

Bridgewater-Canistota Telephone Company

***** FCC PART 69 ***** Operating Expenses and Taxes		Part 36 InterLATA Total	Apportion	Common Line	Local Switching	Information	Common Transport	Billing and Collection	Other	
(A)	(B)	(C)	(D)	(E)	(F)	(G)	(H)	(I)		
104	CUSTOMER OPERATIONS EXPENSE:									
105										
106	Marketing, Allocable	\$6	T37	\$3	\$0	\$0	\$3	\$0	\$0	O.K.
107	Marketing, Direct	0	Direct	0	0	0	0	0	0	O.K.
108										
109	Total Marketing Expense	\$6		\$3	\$0	\$0	\$3	\$0	\$0	O.K.
110										
111	Operator Service, Alloc.	\$0	T61	\$0	\$0	\$0	\$0	\$0	\$0	O.K.
112	Operator Service, Direct	0	Direct	0	0	0	0	0	0	O.K.
113										
114	Total Operator Service	\$0		\$0	\$0	\$0	\$0	\$0	\$0	O.K.
115										
116	Classified Directory	\$0	Direct	\$0	\$0	\$0	\$0	\$0	\$0	O.K.
117	Alphabetical Directory	0	(F)	0	0	0	0	0	0	O.K.
118	Foreign Directory	0	Direct	0	0	0	0	0	0	O.K.
119										
120	Total Directory	\$0		\$0	\$0	\$0	\$0	\$0	\$0	O.K.
121										
122	Bus. Ofc., EU Presubscription	0	T40	\$0	\$0	\$0	\$0	\$0	\$0	O.K.
123	Bus. Ofc., Reserved	0	(I)	0	0	0	0	0	0	O.K.
124	Bus. Ofc., EU Access PL & All Other	24	(H)	0	0	0	0	0	24	O.K.
125	Bus. Ofc., EU Message	24	(H)	0	0	0	0	24	0	O.K.
126	Bus. Ofc., EU Reserved	0	(I)	0	0	0	0	0	0	O.K.
127	Bus. Ofc., IX Special Access	0	(I)	0	0	0	0	0	0	O.K.
128	Bus. Ofc., IX Switched Access	0	T40	0	0	0	0	0	0	O.K.
129	Bus. Ofc., IX Billing and Collection	0	(I)	0	0	0	0	0	0	O.K.
130	Bus. Ofc., Coin Collection & Administ	0	(I)	0	0	0	0	0	0	O.K.
131	Bus. Ofc., Reserved	0	(I)	0	0	0	0	0	0	O.K.
132										
133	Total Business Office	\$48		\$0	\$0	\$0	\$0	\$24	\$24	O.K.
134										
135	Cust. Serv., Mng. Process	\$0	(H)	0	0	0	0	0	0	O.K.
136	Cust. Serv., Order S&C	0	(H)	0	0	0	0	0	0	O.K.
137	Cust. Serv., CABS	18	(H)	0	0	0	0	0	0	O.K.
138	Cust. Serv., EU Common Line	0	(H)	0	0	0	0	0	0	O.K.
139										
140	Total Customer Service	\$18		\$0	\$0	\$0	\$0	\$0	\$0	O.K.
141										
142	Total B.O. CS. CS. Dr.	\$66		\$0	\$0	\$0	\$24	\$24	\$24	O.K.

Bridgewater-Canistota Telephone Company

***** FCC PART 69 ***** Operating Expenses and Taxes		Part 36 InterLATA Total	Apportion	Common Line	Local Switching	Information	Common Transport	Billing and Collection	Other	
(A)	(B)	(C)	(D)	(E)	(F)	(G)	(H)	(I)		
158 Other Cust. Serv., Alloc.	\$0	142	\$0	\$0	\$0	\$0	\$0	\$0	\$0	O K
159 Other Cust. Serv., Direct	0	Direct	0	0	0	0	0	0	0	O K
160										
161 Total Other Cust. Serv.	\$0		\$0	\$0	\$0	\$0	\$0	\$0	\$0	O K
162										
163 TOTAL CUSTOMER OPER. EXP.	\$83		\$3	\$1	\$0	\$17	\$38	\$24		O K
164										
165 "BIG-THREE" EXPENSES										
166										
167 Total Pitt. Specific Exp.	\$112	41	\$55	\$2	\$0	\$54	\$0	\$0	\$0	O K
168 Total Pitt Non-specific Exp.	28	62 + 67 +69	16	0	0	11	0	0	0	O K
169 Total Customer Operations	83	183	3	1	0	17	38	24		O K
170										
171 TOTAL "BIG THREE" EXPENSES	\$222		\$75	\$3	\$0	\$82	\$38	\$24		O K
172										
173 CORPORATE OPERATIONS EXPENSE										
174										
175 Exec. and Planning, Alloc.	\$24	16+1	\$23	\$1	\$0	\$25	\$12	\$7		O K
176 Exec. and Planning, Direct	0	Direct	0	0	0	0	0	0	0	O K
177										
178 Total Exec. and Planning	\$24		\$23	\$1	\$0	\$25	\$12	\$7		O K
179										
180 Admin. & General, Allocable	\$32	16+1	\$13	\$0	\$0	\$14	\$6	\$4		O K
181 Admin. & General, Direct	0	Direct	0	0	0	0	0	0	0	O K
182										
183 Total Admin. and Gen.	\$32		\$13	\$0	\$0	\$14	\$6	\$4		O K
184										
185 TOTAL CORPORATE OPERATIONS	\$108		\$36	\$1	\$0	\$39	\$18	\$11		O K
186										
187 NON-INCOME TAXES										
188										
189 Non-income Taxes, Allocable	\$0	10+7	\$0	\$0	\$0	\$0	\$0	\$0	\$0	O K
190 Non-income Taxes, Direct	0	Direct	0	0	0	0	0	0	0	O K
191										
192 Total Non-income Taxes	\$0		\$0	\$0	\$0	\$0	\$0	\$0	\$0	O K
193										
194 TOTAL OPER. EXP. AND TAXES	\$197		\$75	\$2	\$0	\$124	\$56	\$35		O K

SOUTH DAKOTA PUC INTRASTATE ACCESS COST MODEL

COMPANY NAME Bridgewater-Canistota Telephone Company
 PERIOD ADDRESSED ENDING DECEMBER 31, 1999
 RUN DATE AND TIME 09-Jun-2000 04:09:09 PM

NOTES: SEE SHEET "G" TO INPUT PART 36 ALLOCATION FACTORS.

		Intrastate										
		TOTAL COMPANY (B)	Source/ Allocator (C)	Interstate and Other (D)	Message Telephone Service		Private Line		TOTAL INTRASTATE (I)			
***** FCC PART 36 ***** (A)	InterLATA (E)				IntraLATA (F)	InterLATA (G)	IntraLATA (H)					
PLANT INVESTMENT DETAIL												
21	Land, Allocable	6,050	---	---	---	---	---	---	---	---	---	---
22	Land, Direct	0	---	0	0	0	0	0	0	0	0	
23	Motor Vehicles	0	---	---	---	---	---	---	---	---	---	
24	Aircraft	0	---	---	---	---	---	---	---	---	---	
25	Special Purpose Vehicles	0	---	---	---	---	---	---	---	---	---	
26	Garage Work Equipment	0	---	---	---	---	---	---	---	---	---	
27	Other Work Equipment	0	---	---	---	---	---	---	---	---	---	
28	Buildings, Allocable	240,455	---	---	---	---	---	---	---	---	---	
29	Buildings, Direct	0	---	0	0	0	0	0	0	0	0	
30	Furniture	0	---	---	---	---	---	---	---	---	---	
31	Office Equipment	0	---	---	---	---	---	---	---	---	---	
32	General Purpose Computers	0	---	---	---	---	---	---	---	---	---	
33	CAT 1 Oper. Sys., TSPS	0	---	---	---	---	---	---	---	---	---	
34	CAT 1 Oper. Sys., Other TSPS	0	---	---	---	---	---	---	---	---	---	
35	CAT 1 Oper. Sys., Aux. Pkg.	0	---	---	---	---	---	---	---	---	---	
36	CAT 1 Oper. Sys., Other	0	---	0	0	0	0	0	0	0		
37	CAT 2 Tandem Sw. Allocable	0	---	---	---	---	---	---	---	---	---	
38	CAT 2 Tandem Sw. Direct	0	---	0	0	0	0	0	0	0		
39	CAT 3 Local Sw. Allocable	401,018	---	---	---	---	---	---	---	---	---	
40	CAT 3 Local Sw. Direct	0	---	0	0	0	0	0	0	0		
41	CAT 4 12 Exchange Trunk	0	---	---	---	---	---	---	---	---	---	
42	CAT 4 12 Exch. Tr. Direct	0	---	0	0	0	0	0	0	0		
43	CAT 4 12 Exch. Tr. Alloc. Pl. & WATS	137,354	---	---	---	---	---	---	---	---	---	
44	Reserved	0	---	---	---	---	---	---	---	---	---	
45	CAT 4 13 Direct	0	---	0	0	0	0	0	0	0		
46	CAT 4 13 Message Pl. & WATS	329,350	---	---	---	---	---	---	---	---	---	
47	Reserved	0	---	---	---	---	---	---	---	---	---	
48	CAT 4 23 Direct	0	---	0	0	0	0	0	0	0		
49	CAT 4 23 FOR Storage	0	---	---	---	---	---	---	---	---	---	
50	CAT 4 30 Direct	0	---	0	0	0	0	0	0	0		
51	CAT 4 30 Direct	0	---	0	0	0	0	0	0	0		
52	CAT 4 30 FOR Equipment	0	---	---	---	---	---	---	---	---	---	
53	CAT 4 30 FOR Equipment	0	---	---	---	---	---	---	---	---	---	

SOUTH DAKOTA PUC INTRASTATE ACCESS COST MODEL

Bridgewater-Canistota Telephone Company
ENDING DECEMBER 31, 1999

		Intrastate								
		TOTAL COMPANY	Source/ Allocator	Interstate and Other	Message Telephone Service		Private Line		TOTAL INTRASTATE	
***** FCC PART 36 *****	(A)				(B)	(C)	(D)	InterLATA		IntraLATA
70	CAT 2 CP Equipment	0	---	0	0	0	0	0	0	0
71	Reserved	0	---	---	---	---	---	---	---	---
72	Reserved	0	---	---	---	---	---	---	---	---
73	CAT 1.3 Joint Msg., Cat 1.1 & 1.2 P	1,429,145	---	---	---	---	---	---	---	---
74	Other CAT 1 C&WF	0	---	0	0	0	0	0	0	0
75	CAT 2 C&WF	0	---	---	---	---	---	---	---	---
76	CAT 2 C&WF, Wideband	0	---	0	0	0	0	0	0	0
77	CAT 3 Joint Message & PL/WATS	209,033	---	---	---	---	---	---	---	---
78	Reserved	0	---	---	---	---	---	---	---	---
79	CAT 3 Direct	0	---	0	0	0	0	0	0	0
80	CAT 4 Message	0	---	---	---	---	---	---	---	---
81	CAT 4 WATS	0	---	0	0	0	0	0	0	0
82	CAT 4 Direct	0	---	0	0	0	0	0	0	0
83	Allocable Support Leases	0	---	---	---	---	---	---	---	---
84	Direct Support Leases	0	---	0	0	0	0	0	0	0
85	COE Operator	0	---	---	---	---	---	---	---	---
86	COE Tandem Switch	0	---	---	---	---	---	---	---	---
87	COE Local Switch	0	---	---	---	---	---	---	---	---
88	COE Transmission	0	---	---	---	---	---	---	---	---
89	COE Direct	0	---	0	0	0	0	0	0	0
90	IGT Leases	0	---	0	0	0	0	0	0	0
91	C&WF Leases	0	---	0	0	0	0	0	0	0
92	Leasehold Imp. Land etc.	0	---	---	---	---	---	---	---	---
93	Leasehold Imp. COE Switching	0	---	---	---	---	---	---	---	---
94	Leasehold Imp. COE Operator	0	---	---	---	---	---	---	---	---
95	Leasehold Imp. COE Trans.	0	---	---	---	---	---	---	---	---
96	Leasehold Imp. IGT	0	---	0	0	0	0	0	0	0
97	Leasehold Imp. C&WF	0	---	0	0	0	0	0	0	0
98	Leasehold Imp. Other	0	---	0	0	0	0	0	0	0
99	Allocable Acct. No. 0500	0	---	---	---	---	---	---	---	---
100	Direct Acct. No. 0500	0	---	0	0	0	0	0	0	0
101	Maintenance Supplies	0	---	---	---	---	---	---	---	---
102	RTR Stock	0	---	---	---	---	---	---	---	---
103	Trans. Pnt. Adjust. - Alloc.	0	---	---	---	---	---	---	---	---
104	Trans. Pnt. Adjust. - Direct	0	---	---	---	---	---	---	---	---
105	Other Acct. No.	0	---	---	---	---	---	---	---	---
106	Other Equip. Dep. Cr. Ref.	0	---	---	---	---	---	---	---	---

SOUTH DAKOTA PUC INTRASTATE ACCESS COST MODEL

Bridgewater-Canistota Telephone Company
 ENDING DECEMBER 31, 1999

***** FCC PART 36 *****	TOTAL COMPANY	Source/ Allocator	Interstate and Other	Intrastate				TOTAL INTRASTATE
				Message Telephone Service		Private Line		
				InterLATA	IntraLATA	InterLATA	IntraLATA	
(A)	(B)	(C)	(D)	(E)	(F)	(G)	(H)	(I)
176	0	---	---	---	---	---	---	---
177	0	---	0	0	0	0	0	0
178	45,334	---	---	---	---	---	---	---
179	0	---	0	0	0	0	0	0
180	0	---	0	0	0	0	0	0
181	9,846	---	---	---	---	---	---	---
182	19,021	---	---	---	---	---	---	---
183	0	---	---	---	---	---	---	---
184	22,078	---	---	---	---	---	---	---
185	0	---	---	---	---	---	---	---
186	63,643	---	---	---	---	---	---	---
187	0	---	---	---	---	---	---	---
188	0	---	---	---	---	---	---	---
189	0	---	0	0	0	0	0	0
190	0	---	0	0	0	0	0	0
191	7,993	---	---	---	---	---	---	---
192	0	---	0	0	0	0	0	0
193	793	---	---	---	---	---	---	---
194	0	---	0	0	0	0	0	0
195	0	---	0	0	0	0	0	0
196	131	---	---	---	---	---	---	---
197	0	---	---	---	---	---	---	---
198	0	---	---	---	---	---	---	---
199	22,121	---	---	---	---	---	---	---
200	22,299	---	---	---	---	---	---	---
201	0	---	---	---	---	---	---	---
202	0	---	---	---	---	---	---	---
203	0	---	---	---	---	---	---	---
204	0	---	---	---	---	---	---	---
205	0	---	0	0	0	0	0	0
206	4,422	---	---	---	---	---	---	---
207	0	---	---	---	---	---	---	---
208	11,708	---	---	---	---	---	---	---
209	0	---	0	0	0	0	0	0
210	0	---	0	0	0	0	0	0
211	0	---	0	0	0	0	0	0
212	26,251	---	---	---	---	---	---	---
213	0	---	0	0	0	0	0	0

SOUTH DAKOTA PUC INTRASTATE ACCESS COST MODEL

Bridgewater-Canistota Telephone Company
ENDING DECEMBER 31, 1999

***** FCC PART 35 *****	TOTAL COMPANY	Source/ Allocator	Interstate and Other	Intrastate				TOTAL INTRASTATE	
				Message Telephone Service		Private Line			
				InterLATA	IntraLATA	InterLATA	IntraLATA		
(A)	(B)	(C)	(D)	(E)	(F)	(G)	(H)	(I)	
230 Admin. & General, Allocable	54,002	---	---	---	0	---	0	---	15,194
231 Admin. & General, Direct	16,454	---	1,250	---	15,194	---	0	---	0
232 Non-income Taxes, Allocable	620	---	---	---	0	---	0	---	0
233 Non-income Taxes, Direct	0	---	0	---	0	---	0	---	0
234									
235 OTHER INCOME STATEMENT:									
236 State Income Tax Rate	0.00%	---	---	---	---	---	---	---	---
237 Federal Income Tax Rate	32.61%	---	---	---	---	---	---	---	---
238 Gross Receipts Tax Rate	4.00%	---	---	---	---	---	---	---	---
239 Rate of Return	10.00%	---	---	---	---	---	---	---	---
240 AFUDC	0	---	---	---	---	---	---	---	---
241 ETC Amortization	0	---	---	---	---	---	---	---	---
242 Other Return Adjustments	0	---	0	---	0	---	0	---	0
243 Contributions	725	---	---	---	---	---	---	---	---
244 Interest Expense	17,352	---	---	---	---	---	---	---	---
245 Capital Lease Expense	0	---	---	---	---	---	---	---	---
246 Capitalized Payroll Taxes	0	---	---	---	---	---	---	---	---
247 Depreciation Adjustments	0	---	---	---	---	---	---	---	---
248 Other Income Adjustments	0	---	---	---	---	---	---	---	---
249 Unallocated	0	---	---	---	---	---	---	---	---
250 Other Revenue Adjustments	0	---	---	---	---	---	---	---	---
251 Other Revenue Taxes	0	---	---	---	---	---	---	---	---

SOUTH DAKOTA PUC INTRASTATE ACCESS COST MODEL

Bridgewater-Canistota Telephone Company
 ENDING DECEMBER 31, 1999

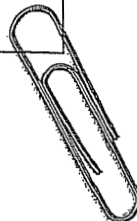
***** FCC PART 36 *****	TOTAL COMPANY	Source/ Allocator	Interstate				Intrastate		TOTAL INTRASTATE
			Other	Private Line		Private Line			
				InterLATA	IntraLATA	InterLATA	IntraLATA		
(A)	(B)	(C)	(D)	(E)	(F)	(G)	(H)	(I)	
271 Working Loops	1,006	---	0	6	0	0	9	9	
272 Equivalent Interexchange Cct. Miles	2,827	---	0	63	0	0	109	109	
273 Interexchange Circuit Terminations	124	---	0	3	0	0	5	5	

Continuation

#

2

of pages



South Dakota Public Utilities Commission
WEEKLY FILINGS

For the Period of June 15, 2000 through June 21, 2000

If you need a complete copy of a filing faxed, overnight expressed, or mailed to you,
please contact Delaine Kolbo within five business days of this filing.
Phone: 605-773-3705 Fax: 605-773-5809

TELECOMMUNICATIONS

TC00-094 In the Matter of the Establishment of Switched Access Revenue
Requirement for Union Telephone Company.

Union Telephone Company filed a switched access cost study developing a revenue requirement that is included in the revenue requirement used to determine the switched access rates for the Local Exchange Carriers Association.

Staff Analyst: Keith Senger
Staff Attorney: Karen E. Cremer
Dated Docketed: 06/15/00
Intervention Deadline: 07/07/00

TC00-095 In the Matter of the Establishment of Switched Access Revenue
Requirement for Bridgewater-Canistota Independent Telephone
Company.

Bridgewater-Canistota Independent Telephone Company filed a switched access cost study developing a revenue requirement that is included in the revenue requirement used to determine the switched access rates for the Local Exchange Carriers Association.

Staff Analyst: Harlan Best
Staff Attorney: Karen E. Cremer
Date Docketed: 06/15/00
Intervention Deadline: 07/07/00

TC00-096 In the Matter of the Request by West River Telecommunications
Cooperative for a Waiver of a Requirement to File a Switched Access
Cost Study.

West River Telecommunications Cooperative filed a request to waive ARSD 20:10:27:07 which requires a company to submit "cost data in support of its switched access service tariff no less than once every three years." West River Telecommunications (WRT) states that "such a waiver [should be] allowed given that 1) the estimated impact on access rates of a filing is negligible, 2) the cost of making a filing is significant given the number of customers involved, and 3) a similar filing by WRT's for its South Dakota study area, Mobridge Telecommunication Company, would more than offset the WRT reduction." West River Telecommunications Cooperative is a member of the Local Exchange Carriers Association.

Staff Analyst: Harlan Best
Staff Attorney: Karen E. Cramer
Date Docketed: 06/15/00
Intervention Deadline: 07/07/00

**TC99-097 In the Matter of the Application of Norstar Communications, Inc.
d/b/a Business Savings Plan for a Certificate of Authority to Provide
Telecommunications Services in South Dakota.**

Norstar Communications, Inc. d/b/a Business Savings Plan is seeking a Certificate of Authority to provide resold interexchange telecommunications services in South Dakota. The applicant intends to provide MTS, in-WATS, out-WATS, and Calling Card services.

Staff Analyst: Heather Forney
Staff Attorney: Cannon Hoseck
Date Docketed: 06/16/00
Intervention Deadline: 07/07/00

**TC99-098 In the Matter of the Filing for Approval of a Resale Agreement
between U S WEST Communications, Inc. and ServiSense.com, Inc.**

An interconnection agreement between ServiSense.com, Inc. and U S WEST Communications, Inc. was filed with the Commission. The agreement is a negotiated agreement setting forth certain arrangements to provide, within the geographical areas where U S WEST is the incumbent local exchange carrier, the resale of local telecommunications services.

Any party wishing to comment on the agreement may do so by filing written comments with the Commission and the parties to the agreement no later than July 6, 2000. Parties to the agreement may file written responses to comments no later than twenty days after the service of the comments.

Staff Attorney: Cannon Hoseck
Date Docketed: 06/16/00
Comments Due: 07/06/00

**TC99-099 In the Matter of the Filing for Approval of an Interconnection
Agreement between U S WEST Communications, Inc. and NewPath
Holdings, Inc.**

An interconnection agreement between NewPath Holdings, Inc. and U S WEST Communications, Inc. was filed with the Commission. The agreement is a negotiated agreement with the parties adopting the interconnection between Covad Communications Company and U S WEST, Docket TC99-017, which was approved by the Commission effective November 18, 1999.

Any party wishing to comment on the agreement may do so by filing written comments with the Commission and the parties to the agreement no later than July 6, 2000.

Parties to the agreement may file written responses to comments no later than twenty days after the service of the comments.

Staff Attorney: Camron Hoseck

Date Docketed: 06/16/00

Comments Due: 07/06/00

TC00-100 In the Matter of the Application of eVulkan, Inc. for a Certificate of Authority to Provide Telecommunications Services in South Dakota.

eVulkan, Inc. is seeking a Certificate of Authority to provide resold interexchange telecommunication services in South Dakota. The applicant intends to provide switched and dedicated outbound interexchange services, and calling card services accessed via company provided 800/888 numbers.

Staff Analyst: Keith Senger

Staff Attorney: Karen E. Cremer

Date Docketed: 06/19/00

Intervention Deadline: 07/07/00

You may receive this listing and other PUC publications via our website or via internet e-mail.
You may subscribe or unsubscribe to the PUC mailing lists at <http://www.state.sd.us/puc/>

BEFORE THE PUBLIC UTILITIES COMMISSION
OF THE STATE OF SOUTH DAKOTA

IN THE MATTER OF THE ESTABLISHMENT) ORDER ASSESSING FILING
OF SWITCHED ACCESS REVENUE) FEE
REQUIREMENT FOR BRIDGEWATER-)
CANISTOTA INDEPENDENT TELEPHONE) TC00-095
COMPANY)

On June 15, 2000, Bridgewater-Canistota Independent Telephone Company (Bridgewater-Canistota Independent) filed for approval by the Public Utilities Commission (Commission) its 1999 Intrastate Switched Access Cost Study.

On June 22, 2000, the Commission electronically transmitted notice of the filing and the intervention deadline of July 7, 2000, to interested individuals and entities.

SDCL 49-31-12.6 authorizes the Commission to require a deposit of up to one hundred thousand dollars (\$100,000) in the South Dakota Public Utilities Commission's (SDPUC) regulatory assessment fee fund to defray Commission expenses incident to analyzing and ruling upon this type of filing.

The Commission has jurisdiction over this matter pursuant to SDCL 1-26-17.1, 49-1A-9, 49-31-12.6, 49-31-18, 49-31-19 and ARSD 20:10:01:15.02, 20:10:01:15.05, 20:10:27:07 and 20:10:27:08.

On July 20, 2000, at its regularly scheduled meeting, the Commission, pursuant to SDCL 49-31-12.6, unanimously voted to assess Bridgewater-Canistota Independent a filing fee as requested by the Executive Director up to the statutory limit of \$100,000. It is therefore

ORDERED, that Bridgewater-Canistota Independent shall deposit in the SDPUC regulatory assessment fee fund an amount as requested by the Executive Director up to the statutory limit of \$100,000, with an initial deposit of \$3,000.

Dated at Pierre, South Dakota, this 21st day of July, 2000.

CERTIFICATE OF SERVICE	
The undersigned hereby certifies that this document has been served today upon all parties of record in this docket, as listed on the docket service list by facsimile or by first class mail, in properly addressed envelopes, with charges prepaid thereon.	
Signed:	<u>Melanie Kelbo</u>
Date:	<u>7/24/00</u>
(OFFICIAL SEAL)	

BY ORDER OF THE COMMISSION:

Pam Nelson
PAM NELSON, Vice Chair

Laska Schoenfelder
LASKA SCHOENFELDER, Commissioner

MEMORANDUM TO COMMISSIONERS BURG, NELSON AND SCHOENFELDER

FROM: Harlan Best

RE: Bridgewater-Canistota Telephone Company, Hartford, SD
Switched Access Revenue Requirement, TC00-095

DATE: August 29, 2000

Bridgewater-Canistota Telephone Company (Bridgewater-Canistota) filed an Intrastate Switched Access Cost Study pursuant to the administrative rules on June 15, 2000, based on the twelve months ended December 31, 1999. The cost study submitted by Bridgewater-Canistota developed a revenue requirement of \$207,594. Bridgewater-Canistota's access minutes of use for 1999 was 2,444,506. Bridgewater-Canistota is a member of the Local Exchange Carrier Association (LECA). As a member of LECA, Bridgewater-Canistota's revenue requirement and access minutes of use are part of the total revenue requirement and total access minutes of use used in the determination of the Carrier Common Line, Local Switching, and Common Transport rate elements for LECA.


On June 22, 2000, the Commission electronically transmitted notice of the filing and the intervention deadline of July 7, 2000, to interested individuals and entities. No interventions were received by the Commission.

On July 21, 2000, the Commission ordered Bridgewater-Canistota to deposit an initial assessment in the SDPLC regulatory fee fund and to deposit any additional amounts as required by the executive director. (Sue Cichos should be contacted with any questions regarding the assessments.)


Staff requested supporting information from Bridgewater-Canistota and June 19 and July 12, 2000. Staff data requests were responded to by Bridgewater-Canistota in a timely manner. Staff reviewed external auditor reports for 1998 and 1999, supporting documentation for adjustments that were proposed by Bridgewater-Canistota in the cost study, the 1999 general ledger, access minutes of use, and traffic factor support.

Staff has reviewed Bridgewater-Canistota's cost study filing and all of the data responses submitted by Bridgewater-Canistota and would recommend that the Intrastate Switched Access Cost Study for Bridgewater-Canistota be adjusted for minutes of use that were not included in the amount of 3,858. Bridgewater-Canistota intrastate traffic factors could have been increased with an associated increase in revenue requirement, but Bridgewater-Canistota will forego that adjustment. Staff would recommend that the FCC Fee be directly assigned to the interstate jurisdiction. If these recommendations are accepted by the Commissioners the Intrastate Switched Access Cost Study revenue requirement for Bridgewater-Canistota is reduced by \$112 to \$207,482. The access minutes of use should be increased by 3,858 to 2,448,364. Bridgewater-Canistota has agreed to Staff's recommendations.

Respectively submitted: Harlan Best



cc: Wendel Aanerud, TELEC Consulting Resources Inc



South Dakota Public Utilities Commission



State Capitol Building, 500 East Capitol Avenue, Pierre, South Dakota 57501-5070

October 18, 2000

Karen Cremer
Staff Attorney
South Dakota Public Utilities Commission
500 E. Capitol
Pierre, SD 57501

RE: Independent Telecommunications Companies Switched Access Dockets

Dear Ms. Cremer:

The below-listed dockets are filings made before the South Dakota Public Utilities Commission for authorized changes in switched access rates:

1. TC00-081
2. TC00-086
3. TC00-087
4. TC00-094
5. TC00-095
6. TC00-101
7. TC00-102
8. TC00-106

In each docket Commission staff has or will request additional material necessary to evaluate the appropriateness of the filings. Commission advisory staff is with this letter requesting Commission staff to provide one copy of the material, which is also termed "Responses to Staff Data Requests," to me as a representative of the Commission advisory staff.

Sincerely,


Greg Rislov,
Commission Advisor

xc: Rolayne Wiest, Commission Counsel
Harlan Best, Commission Staff

Capitol Office
Telephone (605) 773-3201
FAX (605) 773-3809

Transportation
Warehouse Division
Telephone (605) 773-5280
FAX (605) 773-5225

Customer Hotline
1-800-332-3782

TTY Through
Relay South Dakota
1-800-677-3113

Internet Website
www.state.sd.us/puc

Jim Berg
Chairman
Pete Nelson
Vice-Chairman
Laska Schoenfelder
Commissioner

William Duford Jr.
Executive Director

Harlan Best
Kathleen C. Bettmann
Don Cahoon
Karen E. Cremer
Terry Emerson
Michelle M. Farris
Marlene Frenckach
Heather K. Forney
Lynn Frazier
Mary Giddings
Loren Harwood
Leta Healy
Mary Healy
Cameron Hosack
Lisa Hull
Doree Jacobson
Doreen Kirk
Don Knudde
Debra Kuehn
Sharon Lantz
Gregory A. Raskov
Keith Sargent
Rolayne Wiest

Wendel Aanerud, TELEC Consulting Resources, Inc.

E-mail: Don Lee, Martin & Associates
Gordon K. Dauchy, John Staurulakis, Inc.

**BEFORE THE PUBLIC UTILITIES COMMISSION
OF THE STATE OF SOUTH DAKOTA**

IN THE MATTER OF THE ESTABLISHMENT)	ORDER APPROVING
OF SWITCHED ACCESS REVENUE)	REVENUE REQUIREMENT
REQUIREMENT FOR BRIDGEWATER-)	
CANISTOTA INDEPENDENT TELEPHONE)	TC00-095
COMPANY)	

On June 15, 2000, Bridgewater-Canistota Independent Telephone Company (Bridgewater-Canistota) filed for approval by the Public Utilities Commission (Commission) its 1999 Intrastate Switched Access Cost Study.

On June 22, 2000, the Commission electronically transmitted notice of the filing and the intervention deadline of July 7, 2000, to interested individuals and entities. On July 20, 2000, the Commission voted to assess a filing fee as requested by the Executive Director up to the statutory limit of \$100,000. Staff filed a memorandum on August 29, 2000, with the concurrence of the company, setting forth a recommended revenue requirement and minutes of use. The Commission considered this matter at its November 30, 2000, meeting.

The Commission has jurisdiction over this matter pursuant to SDCL 1-26-17.1, 49-1A-9, 49-31-12.4, 49-31-12.6, 49-31-18, 49-31-19 and ARSD 20:10:01:15.02, 20:10:01:15.05, 20:10:27:07 and 20:10:27:08. Upon review of Bridgewater-Canistota's filing, the Commission found that the revenue requirement and minutes of use as depicted in Staff's memorandum were fair and reasonable and should be approved. As the Commission's final decision in this matter, it is therefore

ORDERED, that Bridgewater-Canistota's revenue requirement and minutes of use are hereby approved as revised and shall be incorporated in the Local Exchange Carriers Association's determination of switched access rates. (See TC00-102.)

Dated at Pierre, South Dakota, this 7th day of December, 2000.

<p>CERTIFICATE OF SERVICE</p> <p>The undersigned hereby certifies that this document has been served today upon all parties of record in this docket, as listed on the docket service list, by facsimile or by first class mail, in properly addressed envelopes, with charges prepaid thereon.</p> <p><i>Melvin Kalbs</i></p> <p>Date: <u>12/8/00</u></p> <p align="center">(OFFICIAL SEAL)</p>

BY ORDER OF THE COMMISSION:

James A. Burg

 JAMES A. BURG, Chairman

Pam Nelson

 PAM NELSON, Commissioner

Laska Schoenfelder

 LASKA SCHOENFELDER, Commissioner