

Volume 4A – Section 6

Hevert Cost of Capital Workpapers –  
Section 6



Source: Bloomberg Professional

Ticker	ALE	LNT	BKH	EE	HE	IDA	NWE	OGF	PNM	30-Yr. Treas.
30 Day Average Stock Price	\$70.32	\$36.05	\$55.18	\$50.76	\$53.54	\$83.89	\$52.40	\$31.38	\$36.12	3.05
90 Day Average Stock Price	\$71.53	\$37.52	\$55.22	\$50.76	\$53.54	\$83.89	\$52.40	\$31.38	\$36.12	
180 Day Average Stock Price	\$74.89	\$41.81	\$63.44	\$54.57	\$34.36	\$88.94	\$58.74	\$34.61	\$40.46	

FX_LAST	ALE US Equity	LNT US Equity	BKH US Equity	EE US Equity	HE US Equity	IDA US Equity	NWE US Equity	OGF US Equity	PNM US Equity	H15120 Index
2/28/2018	68.15	38.65	50.79	48.60	32.96	81.05	51.08	31.34	35.20	3.13
2/27/2018	68.25	38.80	51.60	49.05	33.21	82.45	51.11	31.58	35.50	3.17
2/26/2018	69.44	39.53	51.98	50.50	33.68	83.91	51.74	32.28	36.30	3.15
2/23/2018	69.98	39.42	51.94	50.85	33.85	84.98	52.80	32.85	36.80	3.16
2/22/2018	68.19	38.60	50.86	48.80	33.15	82.90	51.19	31.47	35.45	3.21
2/21/2018	67.80	38.62	50.66	49.90	33.20	82.61	51.15	30.82	35.45	3.22
2/20/2018	68.74	39.14	51.54	50.25	33.35	83.70	51.32	31.21	35.30	3.15
2/16/2018	69.34	39.75	52.39	51.30	33.70	85.27	51.66	32.27	35.75	3.13
2/15/2018	68.48	39.05	52.19	50.85	33.77	84.72	51.59	31.34	35.60	3.15
2/14/2018	68.05	38.11	51.76	50.00	32.62	82.80	50.92	30.79	34.80	3.18
2/13/2018	69.45	38.63	52.30	50.80	32.76	83.47	51.82	30.96	34.85	3.11
2/12/2018	69.71	38.48	53.17	50.70	32.86	83.33	52.22	30.87	35.20	3.14
2/9/2018	69.89	38.42	52.04	50.75	32.58	83.57	52.13	30.59	35.00	3.14
2/8/2018	68.56	37.14	50.72	49.50	31.73	82.03	50.33	29.80	33.80	3.14
2/7/2018	68.73	37.50	51.78	49.70	32.06	82.25	50.81	30.28	34.45	3.12
2/6/2018	68.37	37.51	51.75	49.50	32.14	81.75	50.89	30.28	34.65	3.06
2/5/2018	68.70	38.22	52.41	50.25	32.78	82.29	51.65	30.69	35.40	3.04
2/2/2018	70.42	38.91	53.90	51.05	33.58	83.39	52.86	31.35	36.50	3.08
2/1/2018	70.56	39.08	54.92	51.45	33.86	84.93	53.44	31.93	36.85	3.01
1/31/2018	72.44	39.75	55.55	52.20	34.11	86.28	54.34	32.20	38.10	2.95
1/30/2018	71.85	39.26	55.52	51.60	33.95	85.33	53.80	31.71	37.70	2.98
1/29/2018	71.62	39.61	55.77	51.15	34.16	84.89	53.72	31.71	37.60	2.94
1/28/2018	72.84	40.30	57.10	51.60	34.50	86.07	54.36	32.14	38.10	2.91
1/26/2018	69.98	40.39	56.12	52.05	33.85	85.45	54.44	32.30	37.65	2.89
1/24/2018	72.42	39.85	55.97	51.35	34.41	84.90	53.30	31.83	37.65	2.93
1/23/2018	73.06	40.16	55.58	51.75	34.58	85.20	53.47	31.86	37.65	2.90
1/22/2018	72.12	39.55	54.75	51.65	34.38	83.94	53.57	31.57	37.65	2.95
1/19/2018	71.98	39.41	53.66	51.65	34.45	83.86	53.21	31.42	37.00	2.91
1/18/2018	73.22	39.68	53.21	51.30	34.46	83.71	53.25	31.33	36.20	2.90
1/17/2018	73.06	39.55	53.45	51.90	34.63	83.87	53.40	31.40	36.15	2.84
1/16/2018	73.48	39.56	53.62	51.00	34.21	83.25	53.91	30.98	35.55	
1/12/2018	73.00	39.53	54.44	51.05	34.41	83.32	55.40	31.74	35.70	
1/11/2018	72.54	39.84	54.99	51.45	34.49	83.29	56.08	31.25	36.55	
1/10/2018	72.12	40.19	54.12	51.75	34.76	84.04	56.21	31.42	37.00	
1/9/2018	73.38	40.91	54.78	53.30	35.16	85.42	57.42	32.10	39.00	
1/8/2018	74.05	41.54	57.85	55.00	35.34	88.10	57.80	32.75	39.90	
1/5/2018	71.08	41.08	57.41	54.25	35.07	87.69	57.41	32.60	39.50	
1/4/2018	72.92	41.25	58.27	54.00	34.98	88.31	57.45	32.60	39.50	
1/3/2018	73.40	41.74	58.62	54.05	35.29	88.98	57.81	32.66	39.65	
1/2/2018	72.40	42.10	58.70	54.70	35.40	89.27	58.30	32.75	39.85	
12/29/2017	74.36	42.61	60.11	55.35	36.15	91.36	59.70	32.91	40.45	
12/28/2017	74.31	42.66	59.91	55.30	36.31	91.59	59.61	33.00	40.60	
12/27/2017	73.71	42.42	59.06	55.05	36.05	90.72	58.99	32.75	40.32	
12/26/2017	73.04	42.19	58.64	54.60	35.82	89.92	58.92	32.83	40.20	
12/22/2017	73.45	42.50	59.02	55.15	36.32	90.66	59.27	33.01	40.90	
12/21/2017	73.60	42.32	58.20	55.00	35.88	90.42	58.52	32.66	41.25	
12/20/2017	74.13	42.51	58.60	55.80	36.43	91.47	59.47	32.81	42.10	
12/19/2017	74.75	42.77	59.07	56.45	36.32	92.65	59.92	33.34	42.50	
12/18/2017	76.35	43.60	59.78	58.20	36.72	94.57	60.89	33.81	43.35	
12/15/2017	77.20	44.43	60.02	59.10	37.15	96.10	61.81	34.51	43.85	
12/14/2017	76.76	43.95	59.47	58.05	36.71	94.54	60.91	33.85	43.35	
12/13/2017	77.56	44.29	60.18	58.75	37.22	95.22	61.94	33.89	43.60	
12/12/2017	77.37	44.01	59.73	58.10	37.33	95.00	62.12	34.05	43.85	
12/11/2017	78.16	44.08	59.97	58.80	37.59	95.85	62.85	34.51	44.25	
12/8/2017	79.33	44.94	59.65	58.90	37.89	97.16	63.28	34.46	45.10	
12/7/2017	79.34	44.64	59.94	58.80	37.55	97.23	63.12	34.65	44.80	
12/6/2017	79.42	44.54	59.32	58.20	37.27	96.20	63.15	34.65	44.85	
12/5/2017	78.65	44.34	57.44	58.95	37.89	96.20	62.50	34.27	44.75	
12/4/2017	80.39	44.69	58.12	60.05	38.25	97.86	63.50	35.05	45.40	
12/1/2017	81.83	45.23	58.24	60.25	38.10	98.23	63.75	35.23	45.30	
11/30/2017	80.50	45.11	58.51	60.90	38.35	98.81	64.26	35.76	45.50	
11/29/2017	80.10	44.90	58.38	60.55	38.13	97.94	63.46	35.28	45.10	
11/28/2017	80.20	44.78	58.24	60.60	37.72	97.59	63.17	35.40	45.15	
11/27/2017	79.03	44.61	58.05	59.70	37.43	96.60	62.80	35.13	44.90	
11/24/2017	78.18	44.22	58.02	59.65	36.87	96.56	62.22	34.90	44.50	
11/22/2017	77.88	44.19	57.97	59.35	36.67	96.38	62.00	34.91	44.45	
11/21/2017	78.15	44.20	58.20	60.45	36.94	97.64	62.13	34.91	44.50	
11/20/2017	77.44	44.26	58.63	59.90	37.04	97.60	61.56	34.94	44.80	
11/17/2017	77.50	44.40	58.93	60.20	37.05	97.23	61.60	35.20	44.75	
11/16/2017	78.63	45.32	60.44	61.45	37.43	98.33	62.45	35.45	45.15	
11/15/2017	77.39	44.71	58.35	59.85	37.02	96.95	61.50	35.55	44.50	
11/14/2017	78.49	45.18	58.80	59.60	37.35	97.87	62.08	35.85	44.85	
11/13/2017	77.05	44.30	58.33	58.00	36.84	95.93	60.76	35.12	43.80	
11/10/2017	78.34	45.68	57.75	60.75	37.53	97.75	61.17	35.40	44.10	
11/9/2017	78.93	44.10	58.20	58.00	36.40	95.23	60.73	35.53	43.50	
11/8/2017	77.20	44.07	57.97	58.60	36.50	95.10	60.87	35.73	43.40	
11/7/2017	78.84	44.17	58.84	57.95	36.95	96.81	60.71	35.84	43.30	
11/6/2017	77.08	43.59	59.74	57.45	36.25	93.37	60.14	35.38	42.14	
11/3/2017	76.93	43.83	61.23	57.60	36.46	92.71	59.78	35.63	42.40	
11/2/2017	76.06	43.75	61.75	57.85	36.57	92.60	59.35	35.65	42.75	
11/1/2017	77.32	43.07	64.45	60.20	36.13	91.32	58.87	35.60	42.50	
10/31/2017	78.35	43.26	65.26	57.50	36.46	92.03	59.28	36.84	43.40	
10/30/2017	77.64	43.18	65.38	58.00	36.18	91.75	59.20	36.90	42.90	
10/27/2017	78.69	43.75	65.08	60.40	36.92	93.28	60.22	37.18	43.20	
10/26/2017	79.03	43.38	65.09	58.00	35.63	91.84	58.31	36.82	42.15	
10/25/2017	78.80	43.25	64.89	57.80	35.50	91.33	58.13	36.73	42.30	
10/24/2017	78.70	43.48	65.31	58.45	35.92	91.45	58.25	37.00	42.25	
10/23/2017	78.62	43.77	67.02	57.35	35.73	91.60	58.87	37.23	42.20	
10/20/2017	78.93	43.87	66.97	57.25	35.45	91.68	58.70	37.09	42.15	
10/19/2017	80.85	43.85	67.30	57.40	35.85	92.40	59.35	37.30	41.90	
10/18/2017	79.34	43.38	67.26	57.20	35.07	91.18	58.71	36.87	41.55	
10/17/2017	78.78	43.44	67.60	57.15	34.89	90.59	58.63	36.92	41.35	
10/16/2017	78.01	43.12	67.69	57.00	34.67	90.18	58.50	36.72	40.95	
10/13/2017	78.98	43.05	67.87	58.10	34.93	90.34	58.63	36.84	41.30	
10/12/2017	78.81	43.01	68.42	58.20	34.35	90.67	58.66	36.85	41.35	
10/11/2017	79.06	42.66	68.00	57.85	34.28	89.54	58.00	36.47	41.30	
10/10/2017	78.81	42.34	68.04	57.65	34.07	89.65	58.25	36.20	41.30	
10/9/2017	78.08	41.99	67.09	57.05	33.80	88.38	57.44	35.75	40.45	
10/6/2017	78.31	41.92	67.08	56.85	33.90	88.44	57.37	35.58	40.70	
10/5/2017	78.25	41.90	67.15	56.75	33.73	88.69	57.30	35.32	40.75	
10/4/2017	78.49	41.95	69.73	56.70	33.82	89.15	57.66	36.01	40.65	
10/3/2017										

7/18/2017	70.68	40.28	68.46	51.30	31.83	84.17	59.51	34.82	37.55
7/17/2017	70.56	40.13	68.23	51.05	32.02	84.18	59.32	34.69	37.40
7/14/2017	70.29	39.97	67.70	51.05	32.06	84.07	59.68	34.57	37.40
7/13/2017	70.02	39.73	67.47	50.75	32.04	84.00	59.45	34.44	37.35
7/12/2017	70.30	39.88	68.23	50.90	32.27	84.85	60.07	34.64	37.80
7/11/2017	70.38	39.59	67.36	50.50	32.20	84.08	59.35	34.14	37.70
7/10/2017	70.31	39.56	67.89	50.55	32.05	84.19	59.71	34.21	37.45
7/7/2017	71.26	39.71	68.20	51.05	32.31	84.64	60.30	34.22	37.60
7/6/2017	71.20	39.67	67.66	50.60	32.06	84.06	60.01	34.23	37.40
7/5/2017	71.01	39.76	67.77	50.60	32.27	84.23	60.42	34.64	37.55
7/3/2017	71.84	39.88	67.88	51.35	32.43	84.91	61.65	34.63	37.85
6/30/2017	71.68	40.17	67.47	51.70	32.38	85.35	61.02	34.79	38.25
6/29/2017	72.24	40.45	67.84	51.65	32.27	85.59	61.27	34.90	38.50
6/28/2017	72.60	40.87	69.28	51.90	32.47	86.66	62.04	35.10	39.30
6/27/2017	72.61	41.12	69.47	52.20	32.68	86.72	62.24	35.41	39.25
6/26/2017	73.65	41.69	70.50	52.95	33.06	87.79	63.25	35.80	39.55
6/23/2017	73.37	41.45	70.68	52.65	33.00	87.59	63.14	35.47	39.45
6/22/2017	73.24	41.59	70.52	52.35	33.25	87.88	63.20	35.49	39.80
6/21/2017	73.07	41.80	71.03	52.65	33.54	88.36	63.06	35.32	39.80
6/20/2017	73.19	41.84	71.34	53.25	33.57	88.61	63.25	35.43	40.00
6/19/2017	73.18	41.96	71.60	53.25	33.48	88.88	63.44	35.81	39.95
6/16/2017	73.02	42.18	71.88	53.60	33.59	89.53	63.78	36.47	39.85
6/15/2017	73.46	41.67	71.02	53.40	33.51	89.97	62.95	35.99	39.40
6/14/2017	73.25	41.57	70.74	53.25	33.54	89.23	62.84	35.64	39.40
6/13/2017	72.87	41.25	69.98	53.65	33.67	89.27	62.52	35.53	39.20

Source: Bloomberg Professional

ALE US Equity DVD_HIST	1/24/2018	2/14/2018	2/15/2018	3/1/2018	\$0.560 Quarter	Regular Cash	ALE	\$2.24
LNT US Equity DVD_HIST	1/15/2018	1/30/2018	1/31/2018	2/15/2018	\$0.335 Quarter	Regular Cash	LNT	\$1.34
BKH US Equity DVD_HIST	2/1/2018	2/14/2018	2/15/2018	3/1/2018	\$0.475 Quarter	Regular Cash	BKH	\$1.90
EE US Equity DVD_HIST	2/1/2018	3/15/2018	3/16/2018	3/30/2018	\$0.335 Quarter	Regular Cash	EE	\$1.34
HE US Equity DVD_HIST	2/2/2018	2/21/2018	2/22/2018	3/13/2018	\$0.310 Quarter	Regular Cash	HE	\$1.24
IDA US Equity DVD_HIST	1/18/2018	2/2/2018	2/5/2018	2/28/2018	\$0.590 Quarter	Regular Cash	IDA	\$2.36
NWE US Equity DVD_HIST	2/12/2018	3/14/2018	3/15/2018	3/30/2018	\$0.550 Quarter	Regular Cash	NWE	\$2.20
OGE US Equity DVD_HIST	2/21/2018	4/9/2018	4/10/2018	4/30/2018	\$0.333 Quarter	Regular Cash	OGE	\$1.33
PNM US Equity DVD_HIST	2/23/2018	5/1/2018	5/2/2018	5/16/2018	\$0.265 Quarter	Regular Cash	PNM	\$1.06

Date	2/28/2018
------	-----------

	10 Year YLD	30 Year YLD	Implied 20-Year forward rate in 10 Yrs	
TIPS	0.70	#DIV/0!	#DIV/0!	
Nominal Treasury	2.79	#DIV/0!	#DIV/0!	
Implied Forward			#DIV/0!	
BlueChip 2024-2028 Forecast			2.20%	
Average			#DIV/0!	
Real GDP			3.21%	
Implied Expected Nominal GDP			#DIV/0!	

30-trading day average as of 2/28/18

Sources:

[http://www.bea.gov/national/  
H15 Download Page](http://www.bea.gov/national/H15%20Download%20Page)

Download Page H.15 Selected Interest Rates for February 28, 2018					
Series Description	Market yield on U.S. Treasury securities at 10-year constant maturity, quoted on investment basis	Market yield on U.S. Treasury securities at 10-year constant maturity, quoted on investment basis, inflation-indexed	Market yield on U.S. Treasury securities at 30-year constant maturity, quoted on investment basis	Market yield on U.S. Treasury securities at 30-year^ constant maturity, quoted on investment basis,^ inflation-indexed	
Unit:	Percent:_Per_Year	Percent:_Per_Year	Percent:_Per_Year	Percent:_Per_Year	
Multiplier:	1	1	1	1	1
Currency:	NA	NA	NA	NA	
Unique Identifier:	H15/H15/RIFLGFCY10_N.B	H15/H15/RIFLGFCY10_XII_N.B	H15/H15/RIFLGFCY30_N.B	H15/H15/RIFLGFCY30_XII_N.B	
Time Period	RIFLGFCY10_N.B	RIFLGFCY10_XII_N.B	RIFLGFCY30_N.B	RIFLGFCY30_XII_N.B	
2018-01-17	2.57	0.53	2.84	0.79	
2018-01-18	2.62	0.57	2.9	0.81	
2018-01-19	2.64	0.58	2.91	0.81	
2018-01-22	2.66	0.6	2.93	0.83	
2018-01-23	2.63	0.57	2.9	0.81	
2018-01-24	2.65	0.58	2.93	0.82	
2018-01-25	2.63	0.56	2.89	0.79	
2018-01-26	2.66	0.57	2.91	0.8	
2018-01-29	2.7	0.61	2.94	0.81	
2018-01-30	2.73	0.63	2.98	0.84	
2018-01-31	2.72	0.61	2.95	0.8	
2018-02-01	2.78	0.67	3.01	0.86	
2018-02-02	2.84	0.7	3.08	0.9	
2018-02-05	2.77	0.67	3.04	0.89	
2018-02-06	2.79	0.69	3.06	0.91	
2018-02-07	2.84	0.74	3.12	0.96	
2018-02-08	2.85	0.76	3.14	0.99	
2018-02-09	2.83	0.78	3.14	1.01	
2018-02-12	2.86	0.79	3.14	1.01	
2018-02-13	2.83	0.78	3.11	0.99	
2018-02-14	2.91	0.82	3.18	1.02	
2018-02-15	2.9	0.79	3.15	1.02	
2018-02-16	2.87	0.78	3.13	1.01	
2018-02-19	ND	ND	ND	ND	
2018-02-20	2.88	0.78	3.15	1.01	
2018-02-21	2.94	0.82	3.22	1.06	
2018-02-22	2.92	0.81	3.21	1.06	
2018-02-23	2.88	0.76	3.16	1.03	
2018-02-26	2.86	0.73	3.15	1.01	
2018-02-27	2.9	0.77	3.17	1.02	
2018-02-28	2.87	0.75	3.13	0.99	

Current-Dollar and "Real" Gross Domestic Product

2/28/18

Annual

Quarterly  
(Seasonally adjusted annual rates)

	GDP in			GDP in	
	billions of	GDP in billions		billions of	GDP in billions
	current	of chained		current	of chained
	dollars	2009 dollars		dollars	2009 dollars
1929	104.6	1,056.6	1947Q1	243.1	1,934.50
1930	92.2	966.7	-8.51% 1947Q2	246.3	1,932.30
1931	77.4	904.8	-6.40% 1947Q3	250.1	1,930.30
1932	59.5	788.2	-12.89% 1947Q4	260.3	1,960.70
1933	57.2	778.3	-1.26% 1948Q1	266.2	1,989.50
1934	66.8	862.2	10.78% 1948Q2	272.9	2,021.90
1935	74.3	939.0	8.91% 1948Q3	279.5	2,033.20
1936	84.9	1,060.5	12.94% 1948Q4	280.7	2,035.30
1937	93.0	1,114.6	5.10% 1949Q1	275.4	2,007.50
1938	87.4	1,077.7	-3.31% 1949Q2	271.7	2,000.80
1939	93.5	1,163.6	7.97% 1949Q3	273.3	2,022.80
1940	102.9	1,266.1	8.81% 1949Q4	271	2,004.70
1941	129.4	1,490.3	17.71% 1950Q1	281.2	2,084.60
1942	166.0	1,771.8	18.89% 1950Q2	290.7	2,147.60
1943	203.1	2,073.7	17.04% 1950Q3	308.5	2,230.40
1944	224.6	2,239.4	7.99% 1950Q4	320.3	2,273.40
1945	228.2	2,217.8	-0.96% 1951Q1	336.4	2,304.50
1946	227.8	1,960.9	-11.58% 1951Q2	344.5	2,344.50
1947	249.9	1,939.4	-1.10% 1951Q3	351.8	2,392.80
1948	274.8	2,020.0	4.16% 1951Q4	356.6	2,398.10
1949	272.8	2,008.9	-0.55% 1952Q1	360.2	2,423.50
1950	300.2	2,184.0	8.72% 1952Q2	361.4	2,428.50
1951	347.3	2,360.0	8.06% 1952Q3	368.1	2,446.10
1952	367.7	2,456.1	4.07% 1952Q4	381.2	2,526.40
1953	389.7	2,571.4	4.69% 1953Q1	388.5	2,573.40
1954	391.1	2,556.9	-0.56% 1953Q2	392.3	2,593.50
1955	426.2	2,739.0	7.12% 1953Q3	391.7	2,578.90
1956	450.1	2,797.4	2.13% 1953Q4	386.5	2,539.80
1957	474.9	2,856.3	2.11% 1954Q1	385.9	2,528.00
1958	482.0	2,835.3	-0.74% 1954Q2	386.7	2,530.70
1959	522.5	3,031.0	6.90% 1954Q3	391.6	2,559.40
1960	543.3	3,108.7	2.56% 1954Q4	400.3	2,609.30
1961	563.3	3,188.1	2.55% 1955Q1	413.8	2,683.80
1962	605.1	3,383.1	6.12% 1955Q2	422.2	2,727.50
1963	638.6	3,530.4	4.35% 1955Q3	430.9	2,764.10
1964	685.8	3,734.0	5.77% 1955Q4	437.8	2,780.80
1965	743.7	3,976.7	6.50% 1956Q1	440.5	2,770.00
1966	815.0	4,238.9	6.59% 1956Q2	446.8	2,792.90
1967	861.7	4,355.2	2.74% 1956Q3	452	2,790.60
1968	942.5	4,569.0	4.91% 1956Q4	461.3	2,836.20
1969	1,019.9	4,712.5	3.14% 1957Q1	470.6	2,854.50
1970	1,075.9	4,722.0	0.20% 1957Q2	472.8	2,848.20
1971	1,167.8	4,877.6	3.30% 1957Q3	480.3	2,875.90
1972	1,282.4	5,134.3	5.26% 1957Q4	475.7	2,846.40
1973	1,428.5	5,424.1	5.64% 1958Q1	468.4	2,772.70
1974	1,548.8	5,396.0	-0.52% 1958Q2	472.8	2,790.90
1975	1,688.9	5,385.4	-0.20% 1958Q3	486.7	2,855.50
1976	1,877.6	5,675.4	5.38% 1958Q4	500.4	2,922.30



1977	2,086.0	5,937.0	4.61%	1959Q1	511.1	2,976.60
1978	2,356.6	6,267.2	5.56%	1959Q2	524.2	3,049.00
1979	2,632.1	6,466.2	3.18%	1959Q3	525.2	3,043.10
1980	2,862.5	6,450.4	-0.24%	1959Q4	529.3	3,055.10
1981	3,211.0	6,617.7	2.59%	1960Q1	543.3	3,123.20
1982	3,345.0	6,491.3	-1.91%	1960Q2	542.7	3,111.30
1983	3,638.1	6,792.0	4.63%	1960Q3	546	3,119.10
1984	4,040.7	7,285.0	7.26%	1960Q4	541.1	3,081.30
1985	4,346.7	7,593.8	4.24%	1961Q1	545.9	3,102.30
1986	4,590.2	7,860.5	3.51%	1961Q2	557.4	3,159.90
1987	4,870.2	8,132.6	3.46%	1961Q3	568.2	3,212.60
1988	5,252.6	8,474.5	4.20%	1961Q4	581.6	3,277.70
1989	5,657.7	8,786.4	3.68%	1962Q1	595.2	3,336.80
1990	5,979.6	8,955.0	1.92%	1962Q2	602.6	3,372.70
1991	6,174.0	8,948.4	-0.07%	1962Q3	609.6	3,404.80
1992	6,539.3	9,266.6	3.56%	1962Q4	613.1	3,418.00
1993	6,878.7	9,521.0	2.75%	1963Q1	622.7	3,456.10
1994	7,308.8	9,905.4	4.04%	1963Q2	631.8	3,501.10
1995	7,664.1	10,174.8	2.72%	1963Q3	645	3,569.50
1996	8,100.2	10,561.0	3.80%	1963Q4	654.8	3,595.00
1997	8,608.5	11,034.9	4.49%	1964Q1	671.1	3,672.70
1998	9,089.2	11,525.9	4.45%	1964Q2	680.8	3,716.40
1999	9,660.6	12,065.9	4.69%	1964Q3	692.8	3,766.90
2000	10,284.8	12,559.7	4.09%	1964Q4	698.4	3,780.20
2001	10,621.8	12,682.2	0.98%	1965Q1	719.2	3,873.50
2002	10,977.5	12,908.8	1.79%	1965Q2	732.4	3,926.40
2003	11,510.7	13,271.1	2.81%	1965Q3	750.2	4,006.20
2004	12,274.9	13,773.5	3.79%	1965Q4	773.1	4,100.60
2005	13,093.7	14,234.2	3.34%	1966Q1	797.3	4,201.90
2006	13,855.9	14,613.8	2.67%	1966Q2	807.2	4,219.10
2007	14,477.6	14,873.7	1.78%	1966Q3	820.8	4,249.20
2008	14,718.6	14,830.4	-0.29%	1966Q4	834.9	4,285.60
2009	14,418.7	14,418.7	-2.78%	1967Q1	846	4,324.90
2010	14,964.4	14,783.8	2.53%	1967Q2	851.1	4,328.70
2011	15,517.9	15,020.6	1.60%	1967Q3	866.6	4,366.10
2012	16,155.3	15,354.6	2.22%	1967Q4	883.2	4,401.20
2013	16,691.5	15,612.2	1.68%	1968Q1	911.1	4,490.60
2014	17,427.6	16,013.3	2.57%	1968Q2	936.3	4,566.40
2015	18,120.7	16,471.5	2.86%	1968Q3	952.3	4,599.30
2016	18,624.5	16,716.2	1.49%	1968Q4	970.1	4,619.80
2017	19,386.2	17,092.5	2.25%	1969Q1	995.4	4,691.60
				1969Q2	1,011.40	4,706.70
	6.11%	3.21%	3.33%	1969Q3	1,032.00	4,736.10
				1969Q4	1,040.70	4,715.50
				1970Q1	1,053.50	4,707.10
				1970Q2	1,070.10	4,715.40
				1970Q3	1,088.50	4,757.20
				1970Q4	1,091.50	4,708.30
				1971Q1	1,137.80	4,834.30
				1971Q2	1,159.40	4,861.90
				1971Q3	1,180.30	4,900.00
				1971Q4	1,193.60	4,914.30
				1972Q1	1,233.80	5,002.40
				1972Q2	1,270.10	5,118.30
				1972Q3	1,293.80	5,165.40
				1972Q4	1,332.00	5,251.20
				1973Q1	1,380.70	5,380.50
				1973Q2	1,417.60	5,441.50
				1973Q3	1,436.80	5,411.90
				1973Q4	1,479.10	5,462.40
				1974Q1	1,494.70	5,417.00

1974Q2	1,534.20	5,431.30
1974Q3	1,563.40	5,378.70
1974Q4	1,603.00	5,357.20
1975Q1	1,619.60	5,292.40
1975Q2	1,656.40	5,333.20
1975Q3	1,713.80	5,421.40
1975Q4	1,765.90	5,494.40
1976Q1	1,824.50	5,618.50
1976Q2	1,856.90	5,661.00
1976Q3	1,890.50	5,689.80
1976Q4	1,938.40	5,732.50
1977Q1	1,992.50	5,799.20
1977Q2	2,060.20	5,913.00
1977Q3	2,122.40	6,017.60
1977Q4	2,168.70	6,018.20
1978Q1	2,208.70	6,039.20
1978Q2	2,336.60	6,274.00
1978Q3	2,398.90	6,335.30
1978Q4	2,482.20	6,420.30
1979Q1	2,531.60	6,433.00
1979Q2	2,595.90	6,440.80
1979Q3	2,670.40	6,487.10
1979Q4	2,730.70	6,503.90
1980Q1	2,796.50	6,524.90
1980Q2	2,799.90	6,392.60
1980Q3	2,860.00	6,382.90
1980Q4	2,993.50	6,501.20
1981Q1	3,131.80	6,635.70
1981Q2	3,167.30	6,587.30
1981Q3	3,261.20	6,662.90
1981Q4	3,283.50	6,585.10
1982Q1	3,273.80	6,475.00
1982Q2	3,331.30	6,510.20
1982Q3	3,367.10	6,486.80
1982Q4	3,407.80	6,493.10
1983Q1	3,480.30	6,578.20
1983Q2	3,583.80	6,728.30
1983Q3	3,692.30	6,860.00
1983Q4	3,796.10	7,001.50
1984Q1	3,912.80	7,140.60
1984Q2	4,015.00	7,266.00
1984Q3	4,087.40	7,337.50
1984Q4	4,147.60	7,396.00
1985Q1	4,237.00	7,469.50
1985Q2	4,302.30	7,537.90
1985Q3	4,394.60	7,655.20
1985Q4	4,453.10	7,712.60
1986Q1	4,516.30	7,784.10
1986Q2	4,555.20	7,819.80
1986Q3	4,619.60	7,898.60
1986Q4	4,669.40	7,939.50
1987Q1	4,736.20	7,995.00
1987Q2	4,821.50	8,084.70
1987Q3	4,900.50	8,158.00
1987Q4	5,022.70	8,292.70
1988Q1	5,090.60	8,339.30
1988Q2	5,207.70	8,449.50
1988Q3	5,299.50	8,498.30
1988Q4	5,412.70	8,610.90
1989Q1	5,527.40	8,697.70
1989Q2	5,628.40	8,766.10

1989Q3	5,711.60	8,831.50
1989Q4	5,763.40	8,850.20
1990Q1	5,890.80	8,947.10
1990Q2	5,974.70	8,981.70
1990Q3	6,029.50	8,983.90
1990Q4	6,023.30	8,907.40
1991Q1	6,054.90	8,865.60
1991Q2	6,143.60	8,934.40
1991Q3	6,218.40	8,977.30
1991Q4	6,279.30	9,016.40
1992Q1	6,380.80	9,123.00
1992Q2	6,492.30	9,223.50
1992Q3	6,586.50	9,313.20
1992Q4	6,697.60	9,406.50
1993Q1	6,748.20	9,424.10
1993Q2	6,829.60	9,480.10
1993Q3	6,904.20	9,526.30
1993Q4	7,032.80	9,653.50
1994Q1	7,136.30	9,748.20
1994Q2	7,269.80	9,881.40
1994Q3	7,352.30	9,939.70
1994Q4	7,476.70	10,052.50
1995Q1	7,545.30	10,086.90
1995Q2	7,604.90	10,122.10
1995Q3	7,706.50	10,208.80
1995Q4	7,799.50	10,281.20
1996Q1	7,893.10	10,348.70
1996Q2	8,061.50	10,529.40
1996Q3	8,159.00	10,626.80
1996Q4	8,287.10	10,739.10
1997Q1	8,402.10	10,820.90
1997Q2	8,551.90	10,984.20
1997Q3	8,691.80	11,124.00
1997Q4	8,788.30	11,210.30
1998Q1	8,889.70	11,321.20
1998Q2	8,994.70	11,431.00
1998Q3	9,146.50	11,580.60
1998Q4	9,325.70	11,770.70
1999Q1	9,447.10	11,864.70
1999Q2	9,557.00	11,962.50
1999Q3	9,712.30	12,113.10
1999Q4	9,926.10	12,323.30
2000Q1	10,031.00	12,359.10
2000Q2	10,278.30	12,592.50
2000Q3	10,357.40	12,607.70
2000Q4	10,472.30	12,679.30
2001Q1	10,508.10	12,643.30
2001Q2	10,638.40	12,710.30

2001Q3	10,639.50	12,670.10
2001Q4	10,701.30	12,705.30
2002Q1	10,834.40	12,822.30
2002Q2	10,934.80	12,893.00
2002Q3	11,037.10	12,955.80
2002Q4	11,103.80	12,964.00
2003Q1	11,230.10	13,031.20
2003Q2	11,370.70	13,152.10
2003Q3	11,625.10	13,372.40
2003Q4	11,816.80	13,528.70
2004Q1	11,988.40	13,606.50
2004Q2	12,181.40	13,706.20
2004Q3	12,367.70	13,830.80
2004Q4	12,562.20	13,950.40
2005Q1	12,813.70	14,099.10
2005Q2	12,974.10	14,172.70
2005Q3	13,205.40	14,291.80
2005Q4	13,381.60	14,373.40
2006Q1	13,648.90	14,546.10
2006Q2	13,799.80	14,589.60
2006Q3	13,908.50	14,602.60
2006Q4	14,066.40	14,716.90
2007Q1	14,233.20	14,726.00
2007Q2	14,422.30	14,838.70
2007Q3	14,569.70	14,938.50
2007Q4	14,685.30	14,991.80
2008Q1	14,668.40	14,889.50
2008Q2	14,813.00	14,963.40
2008Q3	14,843.00	14,891.60
2008Q4	14,549.90	14,577.00
2009Q1	14,383.90	14,375.00
2009Q2	14,340.40	14,355.60
2009Q3	14,384.10	14,402.50
2009Q4	14,566.50	14,541.90
2010Q1	14,681.10	14,604.80
2010Q2	14,888.60	14,745.90
2010Q3	15,057.70	14,845.50
2010Q4	15,230.20	14,939.00
2011Q1	15,238.40	14,881.30
2011Q2	15,460.90	14,989.60
2011Q3	15,587.10	15,021.10
2011Q4	15,785.30	15,190.30
2012Q1	15,973.90	15,291.00
2012Q2	16,121.90	15,362.40
2012Q3	16,227.90	15,380.80
2012Q4	16,297.30	15,384.30
2013Q1	16,475.40	15,491.90
2013Q2	16,541.40	15,521.60
2013Q3	16,749.30	15,641.30
2013Q4	16,999.90	15,793.90
2014Q1	17,031.30	15,757.60
2014Q2	17,320.90	15,935.80
2014Q3	17,622.30	16,139.50
2014Q4	17,735.90	16,220.20
2015Q1	17,874.70	16,350.00
2015Q2	18,093.20	16,460.90
2015Q3	18,227.70	16,527.60
2015Q4	18,287.20	16,547.60
2016Q1	18,325.20	16,571.60
2016Q2	18,538.00	16,663.50
2016Q3	18,729.10	16,778.10

2016Q4	18,905.50	16,851.40
2017Q1	19,057.70	16,903.20
2017Q2	19,250.00	17,031.10
2017Q3	19,500.60	17,163.90
2017Q4	19,736.50	17,271.70



Docket No. EL18-  
Volume 4A  
Section 6

AGR US Equity		AVA US Equity		BKH US Equity		CNP US Equity		TRAIL 12M D EQY_DPS		TRAIL 12M D EQY_DPS		TRAIL 12M D EQY_DPS	
Date	TRAIL 12M D EQY_DPS	Date	TRAIL 12M D EQY_DPS	Date	TRAIL 12M D EQY_DPS	Date	TRAIL 12M D EQY_DPS	Date	TRAIL 12M D EQY_DPS	Date	TRAIL 12M D EQY_DPS	Date	TRAIL 12M D EQY_DPS
12/31/1990	2.46	12/31/1990	1.73	12/31/1990	1.1156	12/31/1990	1.335	12/31/1990	1.335	12/31/1990	1.48	12/31/1990	1.48
12/31/1991	2.36	12/31/1991	1.34	12/31/1991	1.1097	12/31/1991	1.355	12/31/1991	1.355	12/31/1991	1.48	12/31/1991	1.48
12/31/1992	2.14	12/31/1992	1.34	12/31/1992	1.1097	12/31/1992	1.355	12/31/1992	1.355	12/31/1992	1.48	12/31/1992	1.48
12/31/1993	2.08	12/31/1993	1.44	12/31/1993	1.1097	12/31/1993	1.355	12/31/1993	1.355	12/31/1993	1.48	12/31/1993	1.48
12/31/1994	2.37	12/31/1994	1.28	12/31/1994	1.1097	12/31/1994	1.355	12/31/1994	1.355	12/31/1994	1.48	12/31/1994	1.48
12/29/1995	2.49	12/29/1995	1.41	12/29/1995	1.1867	12/29/1995	1.625	12/29/1995	1.625	12/29/1995	1.5	12/29/1995	1.5
12/31/1996	2.37	12/31/1996	1.35	12/31/1996	1.1867	12/31/1996	1.625	12/31/1996	1.625	12/31/1996	1.5	12/31/1996	1.5
12/31/1997	2.57	12/31/1997	1.96	12/31/1997	1.49	12/31/1997	1.66	12/31/1997	1.66	12/31/1997	1.5	12/31/1997	1.5
12/31/1998	3.02	12/31/1998	1.28	12/31/1998	1.19	12/31/1998	1.66	12/31/1998	1.66	12/31/1998	1.5	12/31/1998	1.5
12/31/1999	1.88	12/31/1999	0.12	12/31/1999	1.73	12/31/1999	1.5	12/31/1999	1.5	12/31/1999	1.5	12/31/1999	1.5
12/29/2000	2.06	12/29/2000	1.47	12/29/2000	2.37	12/29/2000	1.56	12/29/2000	1.56	12/29/2000	1.5	12/29/2000	1.5
12/31/2001	1.61	12/31/2001	0.2	12/31/2001	3.42	12/31/2001	3.35	12/31/2001	3.35	12/31/2001	1.07	12/31/2001	1.07
12/31/2002	1.44	12/31/2002	0.6	12/31/2002	2.26	12/31/2002	-13.16	12/31/2002	-13.16	12/31/2002	1.07	12/31/2002	1.07
12/31/2003	1.44	12/31/2003	0.89	12/31/2003	1.97	12/31/2003	1.46	12/31/2003	1.46	12/31/2003	0.4	12/31/2003	0.4
12/31/2004	1.56	12/31/2004	0.72	12/31/2004	1.76	12/31/2004	-2.48	12/31/2004	-2.48	12/31/2004	0.4	12/31/2004	0.4
12/30/2005	1.74	12/30/2005	0.92	12/30/2005	1	12/30/2005	0.75	12/30/2005	0.75	12/30/2005	0.6	12/30/2005	0.6
12/29/2006	1.76	12/29/2006	1.46	12/29/2006	2.42	12/29/2006	1.33	12/29/2006	1.33	12/29/2006	0.6	12/29/2006	0.6
12/31/2007	1.61	12/31/2007	0.72	12/31/2007	2.64	12/31/2007	1.17	12/31/2007	1.17	12/31/2007	0.68	12/31/2007	0.68
12/31/2008	1.05	12/31/2008	1.36	12/31/2008	2.75	12/31/2008	1.33	12/31/2008	1.33	12/31/2008	0.73	12/31/2008	0.73
12/31/2009	1.05	12/31/2009	1.58	12/31/2009	2.11	12/31/2009	1.01	12/31/2009	1.01	12/31/2009	0.76	12/31/2009	0.76
12/31/2010	2.04	12/31/2010	1.65	12/31/2010	1.76	12/31/2010	1.07	12/31/2010	1.07	12/31/2010	0.79	12/31/2010	0.79
12/30/2011		12/30/2011	1.72	12/30/2011	1.24	12/30/2011	3.17	12/30/2011	3.17	12/30/2011	0.81	12/30/2011	0.81
12/31/2012		12/31/2012	1.32	12/31/2012	1.85	12/31/2012	0.97	12/31/2012	0.97	12/31/2012	0.83	12/31/2012	0.83
12/31/2013		12/31/2013	1.85	12/31/2013	2.59	12/31/2013	0.72	12/31/2013	0.72	12/31/2013	0.85	12/31/2013	0.85
12/31/2014		12/31/2014	3.1	12/31/2014	2.93	12/31/2014	1.42	12/31/2014	1.42	12/31/2014	0.99	12/31/2014	0.99
12/31/2015		12/31/2015	1.97	12/31/2015	-0.71	12/31/2015	-1.61	12/31/2015	-1.61	12/31/2015	1.03	12/31/2015	1.03
12/30/2016		12/30/2016	2.15	12/30/2016	1.37	12/30/2016	1.03	12/30/2016	1.03	12/30/2016	0.669014065	12/30/2016	0.669014065
	Median		Median		Median		Median		Median		Median		Median

0.666666667





Docket No. EL18-  
Volume 4A  
Section 6

DUK US Equity		EIX US Equity		EE US Equity		ETR US Equity	
Date	TRAIL_12M_DILUTED_EPS	EQY_DPS	Payout %	Date	TRAIL_12M_DILUTED_EPS	EQY_DPS	Payout %
12/31/1990	3.6	2.4	0.66666667	12/31/1990	1.6	1.31	0.72777778
12/31/1991	3.18	2.32	0.74153966	12/31/1991	1.668	1.38	0.82777778
12/31/1992	3.12	2.34	0.75000000	12/31/1992	1.674	1.38	0.81734694
12/31/1993	4.2	2.76	0.65712857	12/31/1993	1.43	1.415	0.98651089
12/31/1994	4.32	2.88	0.66566667	12/31/1994	1.52	1.105	0.726973824
12/31/1995	4.875	3	0.615394615	12/31/1995	1.66	0.75	0.451607229
12/31/1996	4.245	3.12	0.734982332	12/31/1996	1.63	0.725	0.446871166
12/31/1997	3.75	3.24	0.794982332	12/31/1997	1.73	1.04	0.578034682
12/31/1998	5.1	3.3	0.647058824	12/31/1998	1.84	1.04	0.56827391
12/31/1999	6.09	3.3	0.541871921	12/31/1999	1.79	1.08	0.603351955
12/29/2000	7.14	3.3	0.462184874	12/29/2000	1.84	1.08	0.603351955
12/31/2001	7.32	3.3	0.450819672	12/31/2001	1.84	1.08	0.603351955
12/31/2002	7.32	3.3	0.450819672	12/31/2002	1.84	1.08	0.603351955
12/31/2003	-4.44	3.3	0.901639344	12/31/2003	3.17	#N/A	N/A
12/31/2004	4.62	3.3	-0.743243243	12/31/2004	3.28	0	-0.143835616
12/30/2005	5.64	3.51	0.62340426	12/31/2005	2.5	0.2	0.08
12/29/2006	4.71	3.78	0.802547771	12/31/2006	2.77	0.85	0.308659206
12/31/2007	3.54	2.58	0.728813559	12/30/2007	3.43	1.02	0.297376093
12/31/2008	3.21	2.7	0.841121495	12/31/2007	3.61	1.1	0.304709141
12/31/2009	2.49	2.82	1.13253012	12/31/2008	3.31	1.175	0.354984894
12/30/2010	3	2.91	0.7734375	12/31/2009	3.73	1.225	0.328418231
12/31/2011	3.84	2.97	0.7734375	12/31/2010	2.58	1.245	0.48258914
12/31/2012	3.07	3.03	0.986970684	12/30/2011	-0.11	1.265	0.33151832
12/31/2013	3.76	3.09	0.821806511	12/31/2011	-0.56	1.375	-11.66181818
12/31/2014	2.86	3.15	1.184210526	12/31/2012	2.78	1.3675	-2.34375
12/31/2015	4.05	3.24	0.784210526	12/31/2013	4.69	1.4625	0.491906475
12/30/2016	3.11	3.36	1.090386852	12/31/2014	3.1	1.7325	0.303169734
				12/31/2015	3.97	1.3625	0.558870966
				12/30/2016	3.97	1.3625	0.4958512477
				Median	Median	Median	0.46253514

EE US Equity		ETR US Equity	
Date	TRAIL_12M_DILUTED_EPS	EQY_DPS	Payout %
12/31/1986	0.523	0	0
12/31/1987	0.523	0	0
12/31/1988	0.523	0	0
12/31/1989	0.523	0	0
12/29/2000	0.523	0	0
12/31/2001	0.523	0	0
12/31/2002	0.523	0	0
12/31/2003	0.523	0	0
12/31/2004	0.523	0	0
12/30/2005	0.523	0	0
12/29/2006	0.523	0	0
12/31/2007	0.523	0	0
12/31/2008	0.523	0	0
12/31/2009	0.523	0	0
12/30/2011	0.523	0	0
12/31/2012	0.523	0	0
12/31/2013	0.523	0	0
12/31/2014	0.523	0	0
12/31/2015	0.523	0	0
12/30/2016	0.523	0	0
	Median	Median	0.4808207

ETR US Equity		EE US Equity	
Date	TRAIL_12M_DILUTED_EPS	EQY_DPS	Payout %
12/31/1980	2.44	1.05	0.430327869
12/31/1981	2.64	1.25	0.469446
12/31/1982	2.64	1.25	0.469446
12/31/1983	3.16	1.65	0.52151909
12/30/1984	1.49	1.8	1.20803981
12/29/1985	2.28	1.8	0.789473684
12/31/1986	1.83	1.8	0.983606557
12/31/1987	1.03	1.8	1.74572916
12/31/1988	2.997	1.5	0.50500501
12/31/1989	2.25	1.2	0.533333333
12/29/2000	2.97	1.215	0.409090909
12/31/2001	3.23	1.275	0.394736842
12/31/2002	2.64	1.34	0.507575758
12/31/2003	4.01	1.6	0.399002494
12/30/2005	3.93	1.89	0.480916031
12/29/2006	4.19	2.16	0.515513126
12/31/2007	5.36	2.16	0.402985075
12/31/2008	5.6	2.58	0.460714286
12/31/2009	6.0721	3	0.49406301
12/31/2010	6.3	3	0.47619076
12/30/2011	6.66	3.24	0.486486486
12/31/2012	7.55	3.32	0.439735099
12/31/2013	4.76	3.32	0.697478992
12/31/2014	5.99	3.32	0.832080201
12/31/2015	5.22	3.32	0.636015226
12/30/2016	-0.99	3.34	-3.3737374
	Median	3.42	-1.049079155
	Median	3.42	0.49406301



IDA US Equity			MGEE US Equity			NEE US Equity			ES US Equity						
Date	TRAIL	12M EQY_DPS Payout %	Date	TRAIL	12M EQY_DPS Payout %	Date	TRAIL	12M EQY_DPS Payout %	Date	TRAIL	12M EQY_DPS Payout %				
12/31/1990	1.91	1.86	0.975522	12/31/1990	0.9067	0.7644	0.843057	12/31/1990	-1.43	1.17	-0.816162	12/31/1990	1.94	1.76	0.907216
12/31/1991	1.86	1.86	1.192333	12/31/1991	1.0533	0.7653	0.166631	12/31/1991	1.54	1.19	0.166683	12/31/1991	1.76	1.76	0.874299
12/31/1992	1.94	1.86	0.891159	12/31/1992	1.0644	0.7653	0.814217	12/31/1992	1.35	1.23	0.079313	12/31/1992	2.02	1.76	0.871297
12/31/1993	2.14	1.86	1.033333	12/31/1993	1.0074	0.8171	0.814217	12/31/1993	1.45	1.35	0.646638	12/31/1994	2.3	1.76	0.785217
12/30/1994	1.8	1.86	0.885714	12/29/1994	1.0178	0.8311	0.814217	12/30/1994	1.55	1.04	0.646638	12/29/1995	2.24	1.76	0.785217
12/29/1995	2.1	1.86	0.885714	12/29/1995	0.9911	0.84	0.8476543	12/29/1995	1.58	0.88	0.556962	12/31/1996	0.01	1.38	1.38
12/31/1996	2.32	1.86	0.841629	12/31/1996	0.9677	0.8488	1.182602	12/31/1996	1.65	0.92	0.552533	12/31/1997	-1.01	0.25	-0.247525
12/31/1997	2.37	1.86	0.801724	12/31/1997	0.9333	0.858	0.919319	12/31/1997	1.75	0.86	0.57815	12/31/1998	-1.124	0	0.384615
12/31/1998	2.43	1.86	0.78481	12/31/1998	0.92	0.8677	0.942065	12/31/1998	1.925	1.04	0.519481	12/29/2000	-0.2	#N/A	N/A
12/29/2000	3.72	1.86	0.765432	12/31/1999	0.9877	0.872	0.883754	12/31/1999	2.035	1.08	0.521739	12/29/2000	1.79	0.45	0.251397
12/31/2001	3.35	1.86	0.555224	12/29/2000	1.1133	0.8787	0.789275	12/29/2000	2.07	1.12	0.484848	12/31/2001	1.18	0.525	0.444915
12/31/2002	1.63	1.86	1.141104	12/31/2001	1.08	0.8853	0.819722	12/31/2001	2.31	1.12	0.849817	12/31/2002	0.91	0.575	0.631868
12/31/2003	1.22	1.695	1.389344	12/31/2002	1.1267	0.8933	0.792846	12/31/2002	1.365	1.16	0.849817	12/31/2003	0.91	0.625	0.688813
12/31/2004	1.9	1.2	0.691579	12/31/2003	1.14	0.9	0.789474	12/31/2003	2.5	1.2	0.48	12/31/2004	-1.93	0.675	-0.349741
12/30/2005	1.5	1.2	0.8	12/31/2004	1.18	0.9067	0.76839	12/31/2004	2.455	1.3	0.529532	12/29/2006	3.05	0.725	0.237705
12/29/2006	2.51	1.2	0.478088	12/30/2005	1.0467	0.9133	0.872552	12/30/2005	2.34	1.42	0.606638	12/31/2007	1.59	0.775	0.487421
12/31/2007	1.86	1.2	0.645161	12/29/2006	1.3733	0.9267	0.674798	12/31/2007	3.27	1.64	0.501529	12/31/2008	1.67	0.825	0.494012
12/31/2008	2.17	1.2	0.552955	12/31/2007	1.5133	0.94	0.621159	12/31/2008	4.07	1.78	0.437546	12/31/2009	1.91	0.95	0.497382
12/31/2009	2.64	1.2	0.454545	12/31/2008	1.5867	0.9533	0.606807	12/31/2009	3.97	1.89	0.476071	12/31/2010	2.19	1.025	0.468037
12/31/2010	2.95	1.2	0.40678	12/31/2009	1.4733	0.9733	0.595968	12/31/2010	4.74	2	0.421941	12/31/2011	2.22	1.1	0.485495
12/30/2011	3.36	1.2	0.357143	12/30/2011	1.6667	0.9933	0.575739	12/30/2011	4.59	2.2	0.479503	12/31/2012	1.89	1.32	0.698413
12/31/2012	3.46	1.37	0.395954	12/31/2012	1.86	1.04	0.55914	12/31/2012	4.56	2.4	0.526316	12/31/2013	2.49	1.47	0.590361
12/31/2013	3.64	1.57	0.431319	12/31/2013	2.16	1.07	0.49857	12/31/2013	4.47	2.64	0.590361	12/31/2014	2.58	1.57	0.606527
12/31/2014	3.85	1.76	0.457143	12/31/2014	2.32	1.11	0.478448	12/31/2014	5.6	2.9	0.517857	12/31/2015	2.76	1.67	0.605072
12/31/2015	3.87	1.92	0.486124	12/31/2015	2.06	1.16	0.563107	12/31/2015	6.06	3.08	0.506251	12/30/2016	2.96	1.78	0.601351
12/30/2016	3.94	#N/A	N/A	12/30/2016	2.16	#N/A	N/A	12/30/2016	6.25	3.48	0.521739	Median	Median	Median	Median





Docket No. EL18-  
Volume 4A  
Section 6

PEG US Equity				SCG US Equity				SRE US Equity				SO US Equity			
Date	TRAIL	12M EQY_DPS	Payout %	Date	TRAIL	12M EQY_DPS	Payout %	Date	TRAIL	12M EQY_DPS	Payout %	Date	TRAIL	12M EQY_DPS	Payout %
12/31/1990	1.28	1.045	0.16406	12/31/1990	2.22	1.26	0.67558	12/31/1996	1.77	#N/A	N/A	12/31/1990	0.353	1.07	1.128419
12/31/1991	1.215	1.065	0.16545	12/31/1991	1.665	1.31	0.71452	12/31/1997	1.92	1.27	0.69792	12/31/1991	1.39	1.07	0.98474
12/31/1992	1.05	1.08	0.16952	12/31/1992	1.82	1.37	0.74852	12/31/1998	1.66	1.56	0.73056	12/31/1992	1.57	1.1	0.78416
12/31/1993	1.33	1.08	0.83078	12/31/1993	1.86	1.41	0.76655	12/31/1999	1.66	1.56	0.73056	12/31/1993	1.57	1.1	0.728115
12/30/1994	1.39	1.08	0.776978	12/30/1994	1.2185	1.41	1.15718	12/29/2000	2.06	1.56	0.48537	12/30/1994	1.52	1.18	0.776316
12/30/1995	1.355	1.08	0.797048	12/29/1995	1.7	1.44	0.847059	12/31/2001	2.52	1	0.39625	12/29/1995	1.66	1.26	0.73494
12/31/1996	1.26	1.08	0.857143	12/31/1996	2.05	1.47	0.717073	12/31/2002	2.87	1	0.34833	12/31/1996	1.68	1.26	0.75
12/31/1997	1.205	1.08	0.892666	12/31/1997	2.12	1.54	0.726415	12/31/2003	3.03	1	0.330033	12/31/1997	1.419	1.3	0.916138
12/31/1998	1.395	1.08	0.774194	12/31/1998	1.73	1.32	0.763006	12/31/2004	3.83	1	0.261897	12/31/1998	1.402	1.34	0.955777
12/31/1999	-0.185	1.08	-5.837838	12/29/2000	2.4	1.15	0.479167	12/29/2005	3.65	1.16	0.317508	12/31/1999	1.86	1.34	0.72043
12/29/2000	1.775	1.08	0.608451	12/31/2001	5.15	1.2	0.23301	12/29/2006	5.38	1.2	0.223048	12/29/2000	2.01	1.34	0.666667
12/31/2001	1.85	1.08	0.583784	12/31/2002	-1.34	1.3	-0.970149	12/31/2007	4.16	1.24	0.298077	12/31/2001	1.82	1.34	0.736264
12/31/2002	0.565	1.08	1.911504	12/31/2003	2.54	1.38	0.543307	12/31/2008	4.43	1.37	0.309255	12/31/2002	1.85	1.355	0.732432
12/31/2003	2.535	1.08	0.426036	12/31/2004	2.3	1.46	0.634783	12/31/2009	4.52	1.56	0.345133	12/31/2003	2.02	1.385	0.685644
12/31/2004	1.525	1.1	0.721311	12/30/2005	2.81	1.56	0.55516	12/31/2010	2.98	1.66	0.52349	12/31/2004	2.06	1.415	0.686893
12/30/2005	1.355	1.12	0.826588	12/29/2006	2.68	1.68	0.628866	12/30/2011	5.51	1.92	0.348457	12/30/2005	2.13	1.475	0.692488
12/29/2006	1.465	1.14	0.778157	12/31/2007	2.74	1.76	0.642336	12/31/2012	3.48	2.4	0.689655	12/29/2006	2.28	1.595	0.699561
12/31/2007	2.62	0.585	0.223282	12/31/2008	2.85	1.84	0.623729	12/31/2013	4.01	2.52	0.628429	12/31/2007	2.28	1.6625	0.738889
12/31/2008	3.14	1.33	0.423567	12/31/2009	2.85	1.88	0.659649	12/31/2014	4.63	2.64	0.570194	12/31/2008	2.06	1.7325	0.841019
12/31/2009	3.08	1.37	0.444805	12/30/2011	2.97	1.94	0.653199	12/31/2015	5.37	3.02	0.553114	12/31/2009	2.36	1.8025	0.763771
12/30/2010	2.96	1.37	0.462838	12/31/2012	3.15	1.98	0.628571	12/30/2016	5.46	3.02	0.553114	12/30/2011	2.55	1.8725	0.794314
12/31/2011	2.51	1.42	0.565737	12/31/2013	3.39	2.03	0.59882					12/31/2012	2.67	1.9425	0.727528
12/31/2012	2.45	1.44	0.587755	12/31/2014	3.79	2.1	0.59409					12/31/2013	1.87	2.0125	1.076203
12/31/2013	2.89	1.48	0.494963	12/31/2015	5.22	2.18	0.417625					12/31/2014	2.18	2.0625	0.955275
12/31/2014	3.3	1.86	0.472727	12/30/2016	4.16	2.3	0.552885					12/31/2015	2.99	2.1525	0.631081
12/30/2016	1.75	1.64	0.937143									12/30/2016	2.37	2.2225	0.694766
		Median	0.721311			Median	0.631877				Median	0.441131		Median	0.736264









































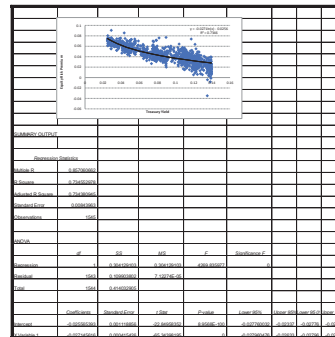












Category	Value
Market Price	0.50
Volume Sold	0.50
Standard Deviation	0.25
Correlation Coefficient	-0.95
Regression Equation	$Y = -0.95X + 0.50$

USGG30YR Index

Date	PX_LAST	Yield		Date	
2/28/2018	3.1242	0.031242	0.028535	1/2/1979	0.0899
2/27/2018	3.1588	0.031588	0.028525	1/3/1979	0.08975
2/26/2018	3.153	0.03153	0.028515	1/4/1979	0.089633
2/23/2018	3.1555	0.031555	0.028503	1/5/1979	0.0896
2/22/2018	3.2062	0.032062	0.02849	1/8/1979	0.08964
2/21/2018	3.2204	0.032204	0.028475	1/9/1979	0.089683
2/20/2018	3.153	0.03153	0.028459	1/10/1979	0.089714
2/19/2018	3.1316	0.031316	0.028451	1/11/1979	0.089725
2/16/2018	3.1316	0.031316	0.028445	1/12/1979	0.089722
2/15/2018	3.1637	0.031637	0.028438	1/15/1979	0.08972
2/14/2018	3.162	0.03162	0.028431	1/16/1979	0.089727
2/13/2018	3.1111	0.031111	0.028425	1/17/1979	0.089742
2/12/2018	3.1439	0.031439	0.028421	1/18/1979	0.089754
2/9/2018	3.1596	0.031596	0.028415	1/19/1979	0.08975
2/8/2018	3.1293	0.031293	0.028406	1/22/1979	0.089727
2/7/2018	3.1139	0.031139	0.028399	1/23/1979	0.0897
2/6/2018	3.0659	0.030659	0.028392	1/24/1979	0.089665
2/5/2018	3.006	0.03006	0.028387	1/25/1979	0.089594
2/2/2018	3.0868	0.030868	0.028387	1/26/1979	0.089521
2/1/2018	3.0241	0.030241	0.02838	1/29/1979	0.08947
1/31/2018	2.9348	0.029348	0.028377	1/30/1979	0.089424
1/30/2018	2.9706	0.029706	0.028378	1/31/1979	0.089382
1/29/2018	2.9421	0.029421	0.028379	2/1/1979	0.089343
1/26/2018	2.9114	0.029114	0.028379	2/2/1979	0.089304
1/25/2018	2.8809	0.028809	0.028378	2/5/1979	0.089284
1/24/2018	2.9283	0.029283	0.028378	2/6/1979	0.089281
1/23/2018	2.8945	0.028945	0.028375	2/7/1979	0.089307
1/22/2018	2.913	0.02913	0.028372	2/8/1979	0.089332
1/19/2018	2.9331	0.029331	0.028372	2/9/1979	0.089362
1/18/2018	2.9033	0.029033	0.02837	2/13/1979	0.089383
1/17/2018	2.857	0.02857	0.02837	2/14/1979	0.089403
1/16/2018	2.8254	0.028254	0.028371	2/15/1979	0.089425
1/15/2018	2.8491	0.028491	0.028376	2/16/1979	0.089445
1/12/2018	2.8491	0.028491	0.028383	2/20/1979	0.089468
1/11/2018	2.8673	0.028673	0.028391	2/21/1979	0.089494
1/10/2018	2.8984	0.028984	0.028397	2/22/1979	0.089531
1/9/2018	2.8952	0.028952	0.028402	2/23/1979	0.08957
1/8/2018	2.8113	0.028113	0.028407	2/26/1979	0.089603
1/5/2018	2.8105	0.028105	0.028414	2/27/1979	0.089633
1/4/2018	2.7863	0.027863	0.028424	2/28/1979	0.089663
1/3/2018	2.7855	0.027855	0.028436	3/1/1979	0.089693
1/2/2018	2.8136	0.028136	0.028446	3/2/1979	0.089721
1/1/2018	2.7399	0.027399	0.028457	3/5/1979	0.089733
12/29/2017	2.7399	0.027399	0.028469	3/6/1979	0.089752
12/28/2017	2.7561	0.027561	0.028483	3/7/1979	0.089762
12/27/2017	2.7461	0.027461	0.028496	3/8/1979	0.08977
12/26/2017	2.8246	0.028246	0.02851	3/9/1979	0.089783
12/25/2017	2.8309	0.028309	0.02852	3/12/1979	0.089792
12/22/2017	2.8309	0.028309	0.028533	3/13/1979	0.0898
12/21/2017	2.8419	0.028419	0.028547	3/14/1979	0.089812
12/20/2017	2.8767	0.028767	0.028562	3/15/1979	0.089825
12/19/2017	2.8198	0.028198	0.028574	3/16/1979	0.089835
12/18/2017	2.7407	0.027407	0.028591	3/19/1979	0.089843

12/15/2017	2.6873	0.026873	0.028615	3/20/1979	0.089854
12/14/2017	2.7063	0.027063	0.028639	3/21/1979	0.089862
12/13/2017	2.7269	0.027269	0.028663	3/22/1979	0.08987
12/12/2017	2.7762	0.027762	0.028684	3/23/1979	0.089875
12/11/2017	2.7762	0.027762	0.028701	3/26/1979	0.089883
12/8/2017	2.7685	0.027685	0.028718	3/27/1979	0.089886
12/7/2017	2.7607	0.027607	0.028733	3/28/1979	0.089887
12/6/2017	2.73	0.0273	0.028748	3/29/1979	0.089887
12/5/2017	2.7315	0.027315	0.028765	3/30/1979	0.089892
12/4/2017	2.7638	0.027638	0.028778	4/2/1979	0.089897
12/1/2017	2.7615	0.027615	0.028789	4/3/1979	0.0899
11/30/2017	2.8269	0.028269	0.028799	4/4/1979	0.089902
11/29/2017	2.8245	0.028245	0.028808	4/5/1979	0.089902
11/28/2017	2.7577	0.027577	0.028818	4/6/1979	0.089904
11/27/2017	2.7677	0.027677	0.028833	4/9/1979	0.089912
11/24/2017	2.7638	0.027638	0.028845	4/10/1979	0.089923
11/23/2017	2.7392	0.027392	0.028858	4/11/1979	0.089936
11/22/2017	2.7392	0.027392	0.028874	4/12/1979	0.089949
11/21/2017	2.7577	0.027577	0.028891	4/16/1979	0.089963
11/20/2017	2.7801	0.027801	0.028906	4/17/1979	0.089973
11/17/2017	2.7778	0.027778	0.028918	4/18/1979	0.089981
11/16/2017	2.8268	0.028268	0.02893	4/19/1979	0.089989
11/15/2017	2.7646	0.027646	0.028939	4/20/1979	0.090004
11/14/2017	2.83	0.0283	0.028948	4/23/1979	0.090021
11/13/2017	2.871	0.02871	0.028957	4/24/1979	0.090038
11/10/2017	2.8797	0.028797	0.028966	4/25/1979	0.090054
11/9/2017	2.8161	0.028161	0.028976	4/26/1979	0.090076
11/8/2017	2.7918	0.027918	0.02899	4/27/1979	0.090099
11/7/2017	2.777	0.02777	0.029004	4/30/1979	0.090124
11/6/2017	2.7941	0.027941	0.029018	5/1/1979	0.090148
11/3/2017	2.8129	0.028129	0.029033	5/2/1979	0.090173
11/2/2017	2.8255	0.028255	0.029045	5/3/1979	0.090202
11/1/2017	2.8579	0.028579	0.029058	5/4/1979	0.090234
10/31/2017	2.8794	0.028794	0.02907	5/7/1979	0.090263
10/30/2017	2.8802	0.028802	0.029078	5/8/1979	0.090292
10/27/2017	2.9179	0.029179	0.029084	5/9/1979	0.090318
10/26/2017	2.9714	0.029714	0.02909	5/10/1979	0.090344
10/25/2017	2.9404	0.029404	0.029094	5/11/1979	0.090369
10/24/2017	2.9331	0.029331	0.029098	5/14/1979	0.090389
10/23/2017	2.8833	0.028833	0.029097	5/15/1979	0.090411
10/20/2017	2.8969	0.028969	0.029103	5/16/1979	0.09043
10/19/2017	2.8365	0.028365	0.029107	5/17/1979	0.090446
10/18/2017	2.8562	0.028562	0.029114	5/18/1979	0.09046
10/17/2017	2.8019	0.028019	0.029118	5/21/1979	0.090476
10/16/2017	2.8231	0.028231	0.029127	5/22/1979	0.090488
10/13/2017	2.805	0.02805	0.029134	5/23/1979	0.090492
10/12/2017	2.8467	0.028467	0.029144	5/24/1979	0.090494
10/11/2017	2.8824	0.028824	0.029149	5/25/1979	0.090492
10/10/2017	2.8952	0.028952	0.029156	5/29/1979	0.09049
10/9/2017	2.8936	0.028936	0.029164	5/31/1979	0.090493
10/6/2017	2.8936	0.028936	0.029173	6/1/1979	0.090495
10/5/2017	2.8904	0.028904	0.029181	6/4/1979	0.090497
10/4/2017	2.8657	0.028657	0.029191	6/5/1979	0.090496
10/3/2017	2.8641	0.028641	0.029202	6/6/1979	0.090492
10/2/2017	2.8736	0.028736	0.029215	6/7/1979	0.090478

9/29/2017	2.8601	0.028601	0.029227	6/8/1979	0.090465
9/28/2017	2.8712	0.028712	0.02924	6/11/1979	0.090455
9/27/2017	2.8625	0.028625	0.029253	6/12/1979	0.090437
9/26/2017	2.7739	0.027739	0.029265	6/13/1979	0.090421
9/25/2017	2.7615	0.027615	0.029283	6/14/1979	0.090408
9/22/2017	2.7801	0.027801	0.029301	6/15/1979	0.090399
9/21/2017	2.805	0.02805	0.029321	6/18/1979	0.09039
9/20/2017	2.8081	0.028081	0.029339	6/19/1979	0.090381
9/19/2017	2.8167	0.028167	0.029358	6/20/1979	0.090371
9/18/2017	2.7987	0.027987	0.029373	6/21/1979	0.090361
9/15/2017	2.77	0.0277	0.029391	6/22/1979	0.090354
9/14/2017	2.7669	0.027669	0.02941	6/25/1979	0.090344
9/13/2017	2.7863	0.027863	0.029427	6/26/1979	0.090328
9/12/2017	2.7715	0.027715	0.029439	6/27/1979	0.090311
9/11/2017	2.743	0.02743	0.029454	6/28/1979	0.090296
9/8/2017	2.6692	0.026692	0.02947	6/29/1979	0.09028
9/7/2017	2.6572	0.026572	0.02949	7/2/1979	0.090262
9/6/2017	2.7224	0.027224	0.029512	7/3/1979	0.090244
9/5/2017	2.6806	0.026806	0.029528	7/5/1979	0.090228
9/4/2017	2.777	0.02777	0.029541	7/6/1979	0.090213
9/1/2017	2.777	0.02777	0.029551	7/9/1979	0.090201
8/31/2017	2.7262	0.027262	0.029563	7/10/1979	0.090191
8/30/2017	2.7377	0.027377	0.029577	7/11/1979	0.090184
8/29/2017	2.7384	0.027384	0.029591	7/12/1979	0.090176
8/28/2017	2.7554	0.027554	0.029605	7/13/1979	0.090168
8/25/2017	2.7469	0.027469	0.029616	7/16/1979	0.090163
8/24/2017	2.7692	0.027692	0.029631	7/17/1979	0.090159
8/23/2017	2.7461	0.027461	0.029643	7/18/1979	0.090157
8/22/2017	2.7847	0.027847	0.029651	7/19/1979	0.090155
8/21/2017	2.7631	0.027631	0.02966	7/20/1979	0.090151
8/18/2017	2.7762	0.027762	0.029672	7/23/1979	0.090149
8/17/2017	2.7739	0.027739	0.02968	7/24/1979	0.090149
8/16/2017	2.8073	0.028073	0.029689	7/25/1979	0.090145
8/15/2017	2.8488	0.028488	0.029691	7/26/1979	0.090143
8/14/2017	2.8073	0.028073	0.02968	7/27/1979	0.090143
8/11/2017	2.7855	0.027855	0.029669	7/30/1979	0.090142
8/10/2017	2.7729	0.027729	0.029658	7/31/1979	0.090141
8/9/2017	2.8222	0.028222	0.02965	8/1/1979	0.090138
8/8/2017	2.8428	0.028428	0.029637	8/2/1979	0.090131
8/7/2017	2.8336	0.028336	0.029624	8/3/1979	0.090126
8/4/2017	2.842	0.02842	0.029611	8/6/1979	0.09012
8/3/2017	2.7972	0.027972	0.0296	8/7/1979	0.090113
8/2/2017	2.8559	0.028559	0.02959	8/8/1979	0.090106
8/1/2017	2.8567	0.028567	0.029575	8/9/1979	0.090102
7/31/2017	2.8999	0.028999	0.029557	8/10/1979	0.090099
7/28/2017	2.8953	0.028953	0.029538	8/13/1979	0.090097
7/27/2017	2.9194	0.029194	0.029517	8/14/1979	0.090093
7/26/2017	2.8914	0.028914	0.029496	8/15/1979	0.09009
7/25/2017	2.9171	0.029171	0.029477	8/16/1979	0.090086
7/24/2017	2.8345	0.028345	0.029456	8/17/1979	0.090082
7/21/2017	2.8087	0.028087	0.029441	8/20/1979	0.090079
7/20/2017	2.8254	0.028254	0.029428	8/21/1979	0.090078
7/19/2017	2.8514	0.028514	0.029411	8/22/1979	0.090077
7/18/2017	2.8461	0.028461	0.029393	8/23/1979	0.090077
7/17/2017	2.9039	0.029039	0.029376	8/24/1979	0.090079

7/14/2017	2.9195	0.029195	0.029353	8/27/1979	0.09008
7/13/2017	2.9172	0.029172	0.02933	8/28/1979	0.090082
7/12/2017	2.8838	0.028838	0.029307	8/29/1979	0.090083
7/11/2017	2.9234	0.029234	0.029284	8/30/1979	0.090086
7/10/2017	2.9265	0.029265	0.029258	8/31/1979	0.090091
7/7/2017	2.9289	0.029289	0.029229	9/4/1979	0.090099
7/6/2017	2.9016	0.029016	0.029198	9/5/1979	0.090107
7/5/2017	2.8469	0.028469	0.029167	9/6/1979	0.090116
7/4/2017	2.8669	0.028669	0.029139	9/7/1979	0.090126
7/3/2017	2.8669	0.028669	0.02911	9/10/1979	0.090136
6/30/2017	2.8348	0.028348	0.029082	9/11/1979	0.090143
6/29/2017	2.8135	0.028135	0.029058	9/12/1979	0.09015
6/28/2017	2.781	0.02781	0.029034	9/13/1979	0.090159
6/27/2017	2.7518	0.027518	0.029014	9/14/1979	0.090166
6/26/2017	2.697	0.02697	0.028998	9/17/1979	0.090175
6/23/2017	2.7155	0.027155	0.028985	9/18/1979	0.090185
6/22/2017	2.7163	0.027163	0.028972	9/19/1979	0.090193
6/21/2017	2.7274	0.027274	0.028959	9/20/1979	0.090199
6/20/2017	2.7385	0.027385	0.028945	9/21/1979	0.090204
6/19/2017	2.7849	0.027849	0.028932	9/24/1979	0.090212
6/16/2017	2.7752	0.027752	0.028912	9/25/1979	0.09022
6/15/2017	2.7872	0.027872	0.028893	9/26/1979	0.090229
6/14/2017	2.7692	0.027692	0.028869	9/27/1979	0.090241
6/13/2017	2.8648	0.028648	0.028842	9/28/1979	0.090253
6/12/2017	2.8694	0.028694	0.02881	10/1/1979	0.090269
6/9/2017	2.8556	0.028556	0.02878	10/2/1979	0.090283
6/8/2017	2.851	0.02851	0.028752	10/3/1979	0.090297
6/7/2017	2.8366	0.028366	0.02872	10/4/1979	0.090313
6/6/2017	2.8115	0.028115	0.02869	10/5/1979	0.09033
6/5/2017	2.8366	0.028366	0.028661	10/9/1979	0.09036
6/2/2017	2.81	0.0281	0.02863	#####	0.090394
6/1/2017	2.8626	0.028626	0.028604	#####	0.090431
5/31/2017	2.8634	0.028634	0.028574	#####	0.090468
5/30/2017	2.8772	0.028772	0.028543	#####	0.090508
5/29/2017	2.912	0.02912	0.028511	#####	0.090547
5/26/2017	2.912	0.02912	0.028477	#####	0.090582
5/25/2017	2.9206	0.029206	0.028446	#####	0.090625
5/24/2017	2.9245	0.029245	0.028413	#####	0.090679
5/23/2017	2.9432	0.029432	0.028379	#####	0.090745
5/22/2017	2.9136	0.029136	0.028347	#####	0.090815
5/19/2017	2.8966	0.028966	0.028316	#####	0.090877
5/18/2017	2.9005	0.029005	0.028282	#####	0.090944
5/17/2017	2.916	0.02916	0.028251	#####	0.091
5/16/2017	2.9921	0.029921	0.028216	#####	0.091062
5/15/2017	3.0064	0.030064	0.02818	#####	0.091121
5/12/2017	2.9889	0.029889	0.028145	#####	0.091182
5/11/2017	3.0255	0.030255	0.028111	11/1/1979	0.091248
5/10/2017	3.0407	0.030407	0.028073	11/2/1979	0.091321
5/9/2017	3.0271	0.030271	0.028035	11/5/1979	0.091393
5/8/2017	3.0222	0.030222	0.027999	11/7/1979	0.09147
5/5/2017	2.9832	0.029832	0.027962	11/8/1979	0.091547
5/4/2017	2.9983	0.029983	0.027922	11/9/1979	0.091617
5/3/2017	2.9681	0.029681	0.027883	#####	0.091687
5/2/2017	2.9689	0.029689	0.027846	#####	0.091761
5/1/2017	3.0023	0.030023	0.027811	#####	0.091834



4/28/2017	2.9508	0.029508	0.027776	#####	0.091914
4/27/2017	2.9642	0.029642	0.027742	#####	0.091992
4/26/2017	2.9602	0.029602	0.027709	#####	0.092069
4/25/2017	2.9879	0.029879	0.027675	#####	0.092145
4/24/2017	2.9288	0.029288	0.027639	#####	0.092213
4/21/2017	2.9015	0.029015	0.027608	#####	0.092276
4/20/2017	2.8822	0.028822	0.027576	#####	0.092333
4/19/2017	2.8729	0.028729	0.027544	#####	0.092391
4/18/2017	2.8354	0.028354	0.027509	#####	0.092444
4/17/2017	2.9094	0.029094	0.027479	#####	0.092499
4/14/2017	2.8923	0.028923	0.02744	12/3/1979	0.092553
4/13/2017	2.8923	0.028923	0.027401	12/4/1979	0.092605
4/12/2017	2.8861	0.028861	0.027363	12/5/1979	0.092656
4/11/2017	2.9289	0.029289	0.027325	12/6/1979	0.092702
4/10/2017	2.9903	0.029903	0.027286	12/7/1979	0.092753
4/7/2017	3.0078	0.030078	0.027248	#####	0.092804
4/6/2017	2.9864	0.029864	0.027209	#####	0.092861
4/5/2017	2.9856	0.029856	0.027174	#####	0.09292
4/4/2017	2.9999	0.029999	0.027141	#####	0.092977
4/3/2017	2.9532	0.029532	0.027104	#####	0.093031
3/31/2017	3.0095	0.030095	0.02707	#####	0.093084
3/30/2017	3.0343	0.030343	0.02704	#####	0.093135
3/29/2017	2.9856	0.029856	0.027016	#####	0.093185
3/28/2017	3.0246	0.030246	0.026992	#####	0.093237
3/27/2017	2.9848	0.029848	0.026966	#####	0.093295
3/24/2017	3.0134	0.030134	0.026942	#####	0.09335
3/23/2017	3.0294	0.030294	0.026912	#####	0.09341
3/22/2017	3.0174	0.030174	0.02688	#####	0.093468
3/21/2017	3.0343	0.030343	0.02685	#####	0.093524
3/20/2017	3.077	0.03077	0.026819	#####	0.093579
3/17/2017	3.1096	0.031096	0.026787	1/2/1980	0.093639
3/16/2017	3.1506	0.031506	0.026754	1/3/1980	0.093703
3/15/2017	3.1071	0.031071	0.026721	1/4/1980	0.093767
3/14/2017	3.1747	0.031747	0.026691	1/7/1980	0.093833
3/13/2017	3.2122	0.032122	0.026659	1/8/1980	0.093896
3/10/2017	3.1647	0.031647	0.026626	1/9/1980	0.093958
3/9/2017	3.1888	0.031888	0.026593	1/10/1980	0.09402
3/8/2017	3.1489	0.031489	0.026563	1/11/1980	0.094087
3/7/2017	3.121	0.03121	0.026536	1/14/1980	0.094156
3/6/2017	3.1046	0.031046	0.026513	1/15/1980	0.094225
3/3/2017	3.0713	0.030713	0.02649	1/16/1980	0.094295
3/2/2017	3.0729	0.030729	0.026469	1/17/1980	0.094369
3/1/2017	3.0608	0.030608	0.026447	1/18/1980	0.09445
2/28/2017	2.9952	0.029952	0.026427	1/21/1980	0.094537
2/27/2017	2.9833	0.029833	0.02641	1/22/1980	0.094621
2/24/2017	2.951	0.02951	0.026392	1/23/1980	0.094705
2/23/2017	3.0127	0.030127	0.026375	1/24/1980	0.094798
2/22/2017	3.0327	0.030327	0.026357	1/25/1980	0.094899
2/21/2017	3.0407	0.030407	0.026338	1/28/1980	0.094999
2/20/2017	3.0231	0.030231	0.026316	1/29/1980	0.095104
2/17/2017	3.0231	0.030231	0.026295	1/30/1980	0.095206
2/16/2017	3.0487	0.030487	0.026271	1/31/1980	0.095306
2/15/2017	3.0777	0.030777	0.026249	2/1/1980	0.095413
2/14/2017	3.0584	0.030584	0.026224	2/4/1980	0.095524
2/13/2017	3.0319	0.030319	0.026201	2/5/1980	0.095653



2/10/2017	3.0056	0.030056	0.02618	2/6/1980	0.095789
2/9/2017	3.0041	0.030041	0.026161	2/7/1980	0.095921
2/8/2017	2.9485	0.029485	0.026141	2/8/1980	0.096051
2/7/2017	3.0179	0.030179	0.026125	2/11/1980	0.096192
2/6/2017	3.0473	0.030473	0.026107	2/13/1980	0.096326
2/3/2017	3.0902	0.030902	0.026091	2/14/1980	0.096464
2/2/2017	3.0877	0.030877	0.026071	2/15/1980	0.096611
2/1/2017	3.0753	0.030753	0.02605	2/19/1980	0.096782
1/31/2017	3.0612	0.030612	0.026032	2/20/1980	0.096949
1/30/2017	3.0785	0.030785	0.026016	2/21/1980	0.097127
1/27/2017	3.0588	0.030588	0.025999	2/22/1980	0.097296
1/26/2017	3.0851	0.030851	0.025981	2/25/1980	0.097467
1/25/2017	3.0967	0.030967	0.025961	2/26/1980	0.097645
1/24/2017	3.0489	0.030489	0.025939	2/27/1980	0.097819
1/23/2017	2.9862	0.029862	0.025916	2/28/1980	0.097969
1/20/2017	3.0488	0.030488	0.025896	2/29/1980	0.098119
1/19/2017	3.0463	0.030463	0.025872	3/3/1980	0.098271
1/18/2017	3.0129	0.030129	0.025849	3/4/1980	0.098426
1/17/2017	2.9317	0.029317	0.025828	3/5/1980	0.098585
1/16/2017	2.9886	0.029886	0.025811	3/6/1980	0.098755
1/13/2017	2.9886	0.029886	0.02579	3/7/1980	0.098919
1/12/2017	2.9604	0.029604	0.025768	3/10/1980	0.099071
1/11/2017	2.9556	0.029556	0.025746	3/11/1980	0.099218
1/10/2017	2.9676	0.029676	0.025727	3/12/1980	0.099378
1/9/2017	2.958	0.02958	0.025706	3/13/1980	0.099529
1/6/2017	3.0088	0.030088	0.025688	3/14/1980	0.099685
1/5/2017	2.9444	0.029444	0.025668	3/17/1980	0.099842
1/4/2017	3.0397	0.030397	0.025651	3/18/1980	0.09999
1/3/2017	3.0462	0.030462	0.025632	3/19/1980	0.100137
1/2/2017	3.0651	0.030651	0.025609	3/20/1980	0.100294
12/30/2016	3.0651	0.030651	0.025589	3/21/1980	0.100455
12/29/2016	3.079	0.03079	0.025569	3/24/1980	0.100636
12/28/2016	3.0931	0.030931	0.025549	3/25/1980	0.100817
12/27/2016	3.133	0.03133	0.025527	3/26/1980	0.100995
12/26/2016	3.1138	0.031138	0.025507	3/27/1980	0.101175
12/23/2016	3.1138	0.031138	0.025487	3/28/1980	0.101347
12/22/2016	3.1271	0.031271	0.025465	3/31/1980	0.101516
12/21/2016	3.1079	0.031079	0.025443	4/1/1980	0.101691
12/20/2016	3.1396	0.031396	0.025423	4/2/1980	0.101862
12/19/2016	3.1204	0.031204	0.025402	4/3/1980	0.102031
12/16/2016	3.1741	0.031741	0.025383	4/7/1980	0.102177
12/15/2016	3.1622	0.031622	0.025362	4/8/1980	0.102323
12/14/2016	3.1799	0.031799	0.025339	4/9/1980	0.102466
12/13/2016	3.1312	0.031312	0.025313	4/10/1980	0.102607
12/12/2016	3.1538	0.031538	0.025288	4/11/1980	0.102737
12/9/2016	3.1529	0.031529	0.025266	4/14/1980	0.102865
12/8/2016	3.1053	0.031053	0.025243	4/15/1980	0.102992
12/7/2016	3.0224	0.030224	0.02522	4/16/1980	0.103096
12/6/2016	3.0788	0.030788	0.025203	4/17/1980	0.103204
12/5/2016	3.064	0.03064	0.025184	4/18/1980	0.103311
12/2/2016	3.0615	0.030615	0.025162	4/21/1980	0.103417
12/1/2016	3.1085	0.031085	0.025141	4/22/1980	0.103524
11/30/2016	3.0337	0.030337	0.025115	4/23/1980	0.103635
11/29/2016	2.9459	0.029459	0.025094	4/24/1980	0.10375
11/28/2016	2.9755	0.029755	0.025075	4/25/1980	0.103868

11/25/2016	3.0045	0.030045	0.025057	4/28/1980	0.103968
11/24/2016	3.0207	0.030207	0.025037	4/29/1980	0.104068
11/23/2016	3.0207	0.030207	0.025016	4/30/1980	0.104166
11/22/2016	2.9996	0.029996	0.024999	5/1/1980	0.104256
11/21/2016	2.9924	0.029924	0.024981	5/2/1980	0.104334
11/18/2016	3.0296	0.030296	0.024962	5/5/1980	0.104404
11/17/2016	3.0117	0.030117	0.024941	5/6/1980	0.104467
11/16/2016	2.9221	0.029221	0.024915	5/7/1980	0.104527
11/15/2016	2.9555	0.029555	0.024893	5/8/1980	0.104595
11/14/2016	3.0117	0.030117	0.024873	5/9/1980	0.104668
11/11/2016	2.935	0.02935	0.024851	5/12/1980	0.10474
11/10/2016	2.9549	0.029549	0.024838	5/13/1980	0.104804
11/9/2016	2.8456	0.028456	0.024824	5/14/1980	0.104869
11/8/2016	2.6156	0.026156	0.024817	5/15/1980	0.104943
11/7/2016	2.6021	0.026021	0.024819	5/16/1980	0.105019
11/4/2016	2.561	0.02561	0.024827	5/19/1980	0.105102
11/3/2016	2.6004	0.026004	0.024836	5/20/1980	0.105176
11/2/2016	2.5672	0.025672	0.024846	5/21/1980	0.105243
11/1/2016	2.5774	0.025774	0.024857	5/22/1980	0.105314
10/31/2016	2.5798	0.025798	0.024868	5/23/1980	0.105372
10/28/2016	2.6154	0.026154	0.024878	5/27/1980	0.105431
10/27/2016	2.6138	0.026138	0.024888	5/28/1980	0.105497
10/26/2016	2.5412	0.025412	0.024898	5/29/1980	0.105567
10/25/2016	2.4985	0.024985	0.024909	5/30/1980	0.105638
10/24/2016	2.5171	0.025171	0.024925	6/2/1980	0.105712
10/21/2016	2.4846	0.024846	0.02494	6/3/1980	0.105778
10/20/2016	2.5039	0.025039	0.024956	6/4/1980	0.10584
10/19/2016	2.5069	0.025069	0.024976	6/5/1980	0.105896
10/18/2016	2.5054	0.025054	0.024994	6/6/1980	0.105942
10/17/2016	2.5216	0.025216	0.025013	6/9/1980	0.105982
10/14/2016	2.5583	0.025583	0.025035	6/10/1980	0.106028
10/13/2016	2.4768	0.024768	0.025053	6/11/1980	0.106068
10/12/2016	2.4991	0.024991	0.025075	6/12/1980	0.106098
10/11/2016	2.5014	0.025014	0.025097	6/13/1980	0.106123
10/10/2016	2.4508	0.024508	0.025122	6/16/1980	0.106145
10/7/2016	2.4508	0.024508	0.025149	6/17/1980	0.106169
10/6/2016	2.4538	0.024538	0.025177	6/18/1980	0.106198
10/5/2016	2.4234	0.024234	0.025205	6/19/1980	0.106225
10/4/2016	2.4098	0.024098	0.025236	6/20/1980	0.106247
10/3/2016	2.3397	0.023397	0.025267	6/23/1980	0.106275
9/30/2016	2.3154	0.023154	0.025297	6/24/1980	0.106303
9/29/2016	2.2767	0.022767	0.025329	6/25/1980	0.106335
9/28/2016	2.2913	0.022913	0.025364	6/26/1980	0.106373
9/27/2016	2.2774	0.022774	0.025398	6/27/1980	0.106412
9/26/2016	2.3205	0.023205	0.025432	6/30/1980	0.106452
9/23/2016	2.3471	0.023471	0.025462	7/1/1980	0.106502
9/22/2016	2.3353	0.023353	0.025491	7/2/1980	0.10655
9/21/2016	2.3738	0.023738	0.02552	7/3/1980	0.106592
9/20/2016	2.4316	0.024316	0.025552	7/7/1980	0.106646
9/19/2016	2.4551	0.024551	0.025579	7/8/1980	0.10669
9/16/2016	2.4452	0.024452	0.025604	7/9/1980	0.106737
9/15/2016	2.4627	0.024627	0.025626	7/10/1980	0.10679
9/14/2016	2.4497	0.024497	0.025651	7/11/1980	0.106848
9/13/2016	2.4634	0.024634	0.025677	7/14/1980	0.106911
9/12/2016	2.3909	0.023909	0.025702	7/15/1980	0.106962

9/9/2016	2.3946	0.023946	0.02573	7/16/1980	0.107006
9/8/2016	2.3036	0.023036	0.025761	7/17/1980	0.107054
9/7/2016	2.2349	0.022349	0.025798	7/18/1980	0.107101
9/6/2016	2.2241	0.022241	0.025832	7/21/1980	0.107144
9/5/2016	2.2782	0.022782	0.025866	7/22/1980	0.107187
9/2/2016	2.2782	0.022782	0.025901	7/23/1980	0.10723
9/1/2016	2.2299	0.022299	0.025937	7/24/1980	0.107277
8/31/2016	2.232	0.02232	0.025975	7/25/1980	0.107327
8/30/2016	2.2292	0.022292	0.026013	7/28/1980	0.10738
8/29/2016	2.2142	0.022142	0.026052	7/29/1980	0.107419
8/26/2016	2.2869	0.022869	0.02609	7/30/1980	0.10746
8/25/2016	2.263	0.02263	0.026127	7/31/1980	0.107512
8/24/2016	2.2471	0.022471	0.026164	8/1/1980	0.107562
8/23/2016	2.2292	0.022292	0.026204	8/4/1980	0.107604
8/22/2016	2.2371	0.022371	0.026245	8/5/1980	0.107647
8/19/2016	2.2869	0.022869	0.026287	8/6/1980	0.107696
8/18/2016	2.2601	0.022601	0.026325	8/7/1980	0.107735
8/17/2016	2.2594	0.022594	0.026366	8/8/1980	0.107776
8/16/2016	2.2978	0.022978	0.026409	8/11/1980	0.107814
8/15/2016	2.2825	0.022825	0.02645	8/12/1980	0.107848
8/12/2016	2.2306	0.022306	0.026491	8/13/1980	0.107885
8/11/2016	2.2722	0.022722	0.026534	8/14/1980	0.107914
8/10/2016	2.2274	0.022274	0.02657	8/15/1980	0.10795
8/9/2016	2.2617	0.022617	0.026609	8/18/1980	0.10799
8/8/2016	2.309	0.02309	0.026645	8/19/1980	0.108039
8/5/2016	2.314	0.02314	0.026677	8/20/1980	0.108086
8/4/2016	2.254	0.02254	0.026707	8/21/1980	0.108129
8/3/2016	2.2963	0.022963	0.026742	8/22/1980	0.108157
8/2/2016	2.3069	0.023069	0.026772	8/25/1980	0.108195
8/1/2016	2.2695	0.022695	0.026799	8/26/1980	0.108228
7/29/2016	2.1827	0.021827	0.026829	8/27/1980	0.108269
7/28/2016	2.2318	0.022318	0.026865	8/28/1980	0.108323
7/27/2016	2.211	0.02211	0.026897	8/29/1980	0.108371
7/26/2016	2.283	0.02283	0.026929	9/2/1980	0.108405
7/25/2016	2.2872	0.022872	0.026961	9/3/1980	0.108437
7/22/2016	2.283	0.02283	0.02699	9/4/1980	0.108467
7/21/2016	2.2908	0.022908	0.02702	9/5/1980	0.108499
7/20/2016	2.2979	0.022979	0.027049	9/8/1980	0.108537
7/19/2016	2.2669	0.022669	0.027076	9/9/1980	0.108572
7/18/2016	2.2944	0.022944	0.027107	9/10/1980	0.108612
7/15/2016	2.2655	0.022655	0.027138	9/11/1980	0.108665
7/14/2016	2.2523	0.022523	0.02717	9/12/1980	0.108723
7/13/2016	2.1721	0.021721	0.027205	9/15/1980	0.108787
7/12/2016	2.2237	0.022237	0.027241	9/16/1980	0.108851
7/11/2016	2.1394	0.021394	0.027273	9/17/1980	0.108917
7/8/2016	2.0983	0.020983	0.027311	9/18/1980	0.108979
7/7/2016	2.1348	0.021348	0.027347	9/19/1980	0.109039
7/6/2016	2.1375	0.021375	0.027383	9/22/1980	0.109119
7/5/2016	2.1545	0.021545	0.027419	9/23/1980	0.109199
7/4/2016	2.2253	0.022253	0.027454	9/24/1980	0.109273
7/1/2016	2.2253	0.022253	0.027487	9/25/1980	0.109355
6/30/2016	2.2847	0.022847	0.027523	9/26/1980	0.109436
6/29/2016	2.3187	0.023187	0.027555	9/29/1980	0.109519
6/28/2016	2.2749	0.022749	0.027586	9/30/1980	0.109593
6/27/2016	2.2644	0.022644	0.027619	10/1/1980	0.109669

6/24/2016	2.4101	0.024101	0.027657	10/2/1980	0.109745
6/23/2016	2.5547	0.025547	0.027683	10/3/1980	0.109806
6/22/2016	2.4999	0.024999	0.027706	10/6/1980	0.109864
6/21/2016	2.5119	0.025119	0.027735	10/7/1980	0.109923
6/20/2016	2.4955	0.024955	0.027763	10/8/1980	0.109983
6/17/2016	2.4196	0.024196	0.027786	10/9/1980	0.110035
6/16/2016	2.3963	0.023963	0.027813	#####	0.110088
6/15/2016	2.4065	0.024065	0.027842	#####	0.110137
6/14/2016	2.4233	0.024233	0.02787	#####	0.110184
6/13/2016	2.4262	0.024262	0.027896	#####	0.110242
6/10/2016	2.4511	0.024511	0.027919	#####	0.110303
6/9/2016	2.4873	0.024873	0.027941	#####	0.110359
6/8/2016	2.5082	0.025082	0.027963	#####	0.110419
6/7/2016	2.5419	0.025419	0.027985	#####	0.110488
6/6/2016	2.557	0.02557	0.028004	#####	0.110558
6/3/2016	2.5097	0.025097	0.028024	#####	0.110624
6/2/2016	2.5805	0.025805	0.028044	#####	0.110709
6/1/2016	2.6164	0.026164	0.028062	#####	0.110797
5/31/2016	2.6479	0.026479	0.028077	#####	0.110888
5/30/2016	2.6464	0.026464	0.028085	#####	0.110982
5/27/2016	2.6464	0.026464	0.028089	#####	0.111073
5/26/2016	2.6409	0.026409	0.028093	11/3/1980	0.11116
5/25/2016	2.6634	0.026634	0.028098	11/5/1980	0.111248
5/24/2016	2.644	0.02644	0.028106	11/6/1980	0.111339
5/23/2016	2.6232	0.026232	0.028116	11/7/1980	0.111434
5/20/2016	2.6286	0.026286	0.028126	#####	0.111535
5/19/2016	2.6417	0.026417	0.028137	#####	0.111605
5/18/2016	2.6595	0.026595	0.028147	#####	0.111666
5/17/2016	2.5994	0.025994	0.028156	#####	0.111737
5/16/2016	2.5956	0.025956	0.028167	#####	0.111811
5/13/2016	2.5486	0.025486	0.028182	#####	0.11187
5/12/2016	2.5983	0.025983	0.028195	#####	0.111925
5/11/2016	2.5807	0.025807	0.02821	#####	0.111975
5/10/2016	2.6122	0.026122	0.028228	#####	0.112027
5/9/2016	2.6083	0.026083	0.028242	#####	0.112061
5/6/2016	2.6276	0.026276	0.028255	#####	0.112087
5/5/2016	2.6029	0.026029	0.028268	#####	0.112115
5/4/2016	2.6322	0.026322	0.028285	#####	0.112145
5/3/2016	2.6578	0.026578	0.028304	12/1/1980	0.112174
5/2/2016	2.7245	0.027245	0.028319	12/2/1980	0.112208
4/29/2016	2.6781	0.026781	0.028329	12/3/1980	0.112233
4/28/2016	2.6796	0.026796	0.028344	12/4/1980	0.112249
4/27/2016	2.7008	0.027008	0.028358	12/5/1980	0.112236
4/26/2016	2.7539	0.027539	0.028375	12/8/1980	0.112229
4/25/2016	2.7332	0.027332	0.02839	12/9/1980	0.112224
4/22/2016	2.707	0.02707	0.028408	#####	0.112235
4/21/2016	2.6842	0.026842	0.028427	#####	0.112259
4/20/2016	2.6538	0.026538	0.028448	#####	0.112258
4/19/2016	2.5936	0.025936	0.028473	#####	0.112262
4/18/2016	2.5799	0.025799	0.028503	#####	0.112295
4/15/2016	2.5593	0.025593	0.028535	#####	0.11232
4/14/2016	2.6005	0.026005	0.028567	#####	0.112335
4/13/2016	2.5837	0.025837	0.028593	#####	0.112329
4/12/2016	2.5989	0.025989	0.028613	#####	0.112296
4/11/2016	2.5616	0.025616	0.028635	#####	0.112261

4/8/2016	2.5525	0.025525	0.028661	#####	0.112233
4/7/2016	2.5149	0.025149	0.028692	#####	0.112213
4/6/2016	2.5844	0.025844	0.028726	#####	0.112199
4/5/2016	2.5442	0.025442	0.028757	#####	0.112178
4/4/2016	2.5966	0.025966	0.028786	#####	0.112167
4/1/2016	2.5997	0.025997	0.028811	1/2/1981	0.112157
3/31/2016	2.6119	0.026119	0.028843	1/5/1981	0.112131
3/30/2016	2.6528	0.026528	0.028871	1/6/1981	0.112115
3/29/2016	2.5996	0.025996	0.028896	1/7/1981	0.112111
3/28/2016	2.6567	0.026567	0.028926	1/8/1981	0.112095
3/25/2016	2.673	0.02673	0.028951	1/9/1981	0.112088
3/24/2016	2.673	0.02673	0.02897	1/12/1981	0.112057
3/23/2016	2.6582	0.026582	0.028992	1/13/1981	0.112028
3/22/2016	2.7224	0.027224	0.029014	1/14/1981	0.112004
3/21/2016	2.7169	0.027169	0.02903	1/15/1981	0.111991
3/18/2016	2.6753	0.026753	0.029048	1/16/1981	0.11198
3/17/2016	2.6854	0.026854	0.02907	1/19/1981	0.111977
3/16/2016	2.7105	0.027105	0.02909	1/20/1981	0.111966
3/15/2016	2.731	0.02731	0.029116	1/21/1981	0.111968
3/14/2016	2.7318	0.027318	0.029137	1/22/1981	0.111978
3/11/2016	2.7532	0.027532	0.029156	1/23/1981	0.112003
3/10/2016	2.6947	0.026947	0.029174	1/26/1981	0.112025
3/9/2016	2.662	0.02662	0.029192	1/27/1981	0.112051
3/8/2016	2.6348	0.026348	0.029214	1/28/1981	0.112081
3/7/2016	2.7057	0.027057	0.029233	1/29/1981	0.112123
3/4/2016	2.6947	0.026947	0.029244	1/30/1981	0.112162
3/3/2016	2.658	0.02658	0.029254	2/2/1981	0.112211
3/2/2016	2.6845	0.026845	0.029265	2/3/1981	0.112297
3/1/2016	2.6978	0.026978	0.029274	2/4/1981	0.112372
2/29/2016	2.6156	0.026156	0.029284	2/5/1981	0.112458
2/26/2016	2.6363	0.026363	0.029303	2/6/1981	0.112546
2/25/2016	2.5941	0.025941	0.02932	2/9/1981	0.11264
2/24/2016	2.6056	0.026056	0.02934	2/10/1981	0.112735
2/23/2016	2.5789	0.025789	0.029362	2/11/1981	0.112829
2/22/2016	2.604	0.02604	0.029387	2/13/1981	0.11293
2/19/2016	2.6048	0.026048	0.029408	2/17/1981	0.113034
2/18/2016	2.6086	0.026086	0.029424	2/18/1981	0.113133
2/17/2016	2.6875	0.026875	0.029446	2/19/1981	0.113225
2/16/2016	2.6393	0.026393	0.029466	2/20/1981	0.113316
2/15/2016	2.604	0.02604	0.029485	2/23/1981	0.113433
2/12/2016	2.604	0.02604	0.029507	2/24/1981	0.113556
2/11/2016	2.4977	0.024977	0.029521	2/25/1981	0.113689
2/10/2016	2.4872	0.024872	0.029542	2/26/1981	0.113829
2/9/2016	2.5493	0.025493	0.029567	2/27/1981	0.11396
2/8/2016	2.5764	0.025764	0.029585	3/2/1981	0.114099
2/5/2016	2.6683	0.026683	0.0296	3/3/1981	0.114227
2/4/2016	2.6757	0.026757	0.029608	3/4/1981	0.114364
2/3/2016	2.7126	0.027126	0.029612	3/5/1981	0.114502
2/2/2016	2.656	0.02656	0.029614	3/6/1981	0.114615
2/1/2016	2.7618	0.027618	0.029616	3/9/1981	0.114721
1/29/2016	2.7438	0.027438	0.029609	3/10/1981	0.114821
1/28/2016	2.7851	0.027851	0.029602	3/11/1981	0.114935
1/27/2016	2.801	0.02801	0.029595	3/12/1981	0.115049
1/26/2016	2.7844	0.027844	0.029588	3/13/1981	0.115153
1/25/2016	2.7844	0.027844	0.029578	3/16/1981	0.115269



1/22/2016	2.8238	0.028238	0.029567	3/17/1981	0.115377
1/21/2016	2.8109	0.028109	0.029552	3/18/1981	0.115474
1/20/2016	2.753	0.02753	0.02954	3/19/1981	0.115572
1/19/2016	2.8262	0.028262	0.029529	3/20/1981	0.115671
1/18/2016	2.814	0.02814	0.029515	3/23/1981	0.115784
1/15/2016	2.814	0.02814	0.029503	3/24/1981	0.115911
1/14/2016	2.8869	0.028869	0.029491	3/25/1981	0.116041
1/13/2016	2.8822	0.028822	0.029477	3/26/1981	0.116183
1/12/2016	2.8815	0.028815	0.029459	3/27/1981	0.116336
1/11/2016	2.9682	0.029682	0.029441	3/30/1981	0.116489
1/8/2016	2.9094	0.029094	0.02942	3/31/1981	0.116627
1/7/2016	2.9258	0.029258	0.029399	4/1/1981	0.11677
1/6/2016	2.9375	0.029375	0.029379	4/2/1981	0.116931
1/5/2016	2.9951	0.029951	0.029356	4/3/1981	0.117103
1/4/2016	2.9872	0.029872	0.029333	4/6/1981	0.117293
1/1/2016	3.0158	0.030158	0.029311	4/7/1981	0.117466
12/31/2015	3.0158	0.030158	0.029287	4/8/1981	0.117644
12/30/2015	3.0335	0.030335	0.029265	4/9/1981	0.117817
12/29/2015	3.0359	0.030359	0.029239	4/10/1981	0.117999
12/28/2015	2.943	0.02943	0.02921	4/13/1981	0.118178
12/25/2015	2.9603	0.029603	0.029189	4/14/1981	0.118349
12/24/2015	2.9603	0.029603	0.029166	4/15/1981	0.118524
12/23/2015	2.988	0.02988	0.029145	4/16/1981	0.118695
12/22/2015	2.9556	0.029556	0.029121	4/20/1981	0.118855
12/21/2015	2.9103	0.029103	0.029103	4/21/1981	0.119016
12/18/2015	2.922	0.02922	0.02909	4/22/1981	0.119172
12/17/2015	2.9275	0.029275	0.029079	4/23/1981	0.11933
12/16/2015	3.0039	0.030039	0.029067	4/24/1981	0.119498
12/15/2015	2.9856	0.029856	0.029051	4/27/1981	0.119656
12/14/2015	2.9517	0.029517	0.029038	4/28/1981	0.119823
12/11/2015	2.8709	0.028709	0.029031	4/29/1981	0.119991
12/10/2015	2.9675	0.029675	0.029029	4/30/1981	0.120163
12/9/2015	2.9738	0.029738	0.029017	5/1/1981	0.120328
12/8/2015	2.9549	0.029549	0.029004	5/4/1981	0.120509
12/7/2015	2.9612	0.029612	0.028992	5/5/1981	0.120705
12/4/2015	3.0095	0.030095	0.028978	5/6/1981	0.120901
12/3/2015	3.0543	0.030543	0.028957	5/7/1981	0.121085
12/2/2015	2.9081	0.029081	0.028936	5/8/1981	0.121264
12/1/2015	2.9019	0.029019	0.028919	5/11/1981	0.121453
11/30/2015	2.9723	0.029723	0.028904	5/12/1981	0.121642
11/27/2015	2.9968	0.029968	0.028888	5/13/1981	0.121832
11/26/2015	2.9944	0.029944	0.028874	5/14/1981	0.122003
11/25/2015	2.9944	0.029944	0.028861	5/15/1981	0.122166
11/24/2015	3.0024	0.030024	0.028847	5/18/1981	0.12231
11/23/2015	2.992	0.02992	0.028833	5/19/1981	0.122464
11/20/2015	3.0199	0.030199	0.028816	5/20/1981	0.122611
11/19/2015	3.0103	0.030103	0.028797	5/21/1981	0.122747
11/18/2015	3.0423	0.030423	0.028775	5/22/1981	0.122878
11/17/2015	3.0543	0.030543	0.028753	5/26/1981	0.123005
11/16/2015	3.0616	0.030616	0.028729	5/27/1981	0.123134
11/13/2015	3.0519	0.030519	0.028703	5/28/1981	0.123252
11/12/2015	3.0894	0.030894	0.028677	5/29/1981	0.123371
11/11/2015	3.1152	0.031152	0.028644	6/1/1981	0.12348
11/10/2015	3.1152	0.031152	0.028606	6/2/1981	0.123584
11/9/2015	3.1077	0.031077	0.028569	6/3/1981	0.123687

11/6/2015	3.0853	0.030853	0.028526	6/4/1981	0.123793
11/5/2015	3	0.03	0.028483	6/5/1981	0.123903
11/4/2015	2.9903	0.029903	0.028449	6/8/1981	0.124006
11/3/2015	2.9919	0.029919	0.028414	6/9/1981	0.124099
11/2/2015	2.9437	0.029437	0.028384	6/10/1981	0.124182
10/30/2015	2.9222	0.029222	0.028357	6/11/1981	0.124268
10/29/2015	2.9589	0.029589	0.028329	6/12/1981	0.124352
10/28/2015	2.8788	0.028788	0.028303	6/15/1981	0.124433
10/27/2015	2.8592	0.028592	0.028283	6/16/1981	0.124503
10/26/2015	2.8686	0.028686	0.028258	6/17/1981	0.124581
10/23/2015	2.9008	0.029008	0.028238	6/18/1981	0.124663
10/22/2015	2.8608	0.028608	0.028215	6/19/1981	0.124737
10/21/2015	2.8647	0.028647	0.028191	6/22/1981	0.124817
10/20/2015	2.9166	0.029166	0.028171	6/23/1981	0.124912
10/19/2015	2.8796	0.028796	0.02815	6/24/1981	0.12502
10/16/2015	2.8812	0.028812	0.028131	6/25/1981	0.125126
10/15/2015	2.8624	0.028624	0.028113	6/26/1981	0.12523
10/14/2015	2.8344	0.028344	0.0281	6/29/1981	0.125329
10/13/2015	2.8843	0.028843	0.028085	6/30/1981	0.125441
10/12/2015	2.9174	0.029174	0.028066	7/1/1981	0.125564
10/9/2015	2.9174	0.029174	0.02805	7/2/1981	0.125674
10/8/2015	2.9397	0.029397	0.028038	7/6/1981	0.125774
10/7/2015	2.8945	0.028945	0.028029	7/7/1981	0.125877
10/6/2015	2.8686	0.028686	0.028022	7/8/1981	0.125982
10/5/2015	2.8969	0.028969	0.028016	7/9/1981	0.126085
10/2/2015	2.8274	0.028274	0.02801	7/10/1981	0.12618
10/1/2015	2.8499	0.028499	0.028009	7/13/1981	0.126284
9/30/2015	2.8538	0.028538	0.028009	7/14/1981	0.126379
9/29/2015	2.853	0.02853	0.028008	7/15/1981	0.12647
9/28/2015	2.8757	0.028757	0.028007	7/16/1981	0.126565
9/25/2015	2.9556	0.029556	0.028001	7/17/1981	0.126652
9/24/2015	2.9166	0.029166	0.027991	7/20/1981	0.126755
9/23/2015	2.9452	0.029452	0.027986	7/21/1981	0.126851
9/22/2015	2.9428	0.029428	0.027975	7/22/1981	0.12696
9/21/2015	3.0216	0.030216	0.027962	7/23/1981	0.127065
9/18/2015	2.9356	0.029356	0.027949	7/24/1981	0.127165
9/17/2015	3.0054	0.030054	0.027939	7/27/1981	0.127283
9/16/2015	3.0822	0.030822	0.027929	7/28/1981	0.127411
9/15/2015	3.0674	0.030674	0.027916	7/29/1981	0.127542
9/14/2015	2.9555	0.029555	0.027906	7/30/1981	0.12767
9/11/2015	2.9524	0.029524	0.027904	7/31/1981	0.127808
9/10/2015	2.9852	0.029852	0.027905	8/3/1981	0.127958
9/9/2015	2.9611	0.029611	0.027902	8/4/1981	0.128109
9/8/2015	2.9555	0.029555	0.027903	8/5/1981	0.128261
9/7/2015	2.8836	0.028836	0.027906	8/6/1981	0.1284
9/4/2015	2.8836	0.028836	0.02791	8/7/1981	0.128531
9/3/2015	2.9348	0.029348	0.02791	8/10/1981	0.128653
9/2/2015	2.9539	0.029539	0.027911	8/11/1981	0.128759
9/1/2015	2.915	0.02915	0.027911	8/12/1981	0.128863
8/31/2015	2.9619	0.029619	0.027914	8/13/1981	0.128973
8/28/2015	2.9119	0.029119	0.027917	8/14/1981	0.12909
8/27/2015	2.9237	0.029237	0.027922	8/17/1981	0.129187
8/26/2015	2.9316	0.029316	0.027928	8/18/1981	0.129278
8/25/2015	2.7992	0.027992	0.027936	8/19/1981	0.129365
8/24/2015	2.7293	0.027293	0.027948	8/20/1981	0.129455

8/21/2015	2.7233	0.027233	0.027964	8/21/1981	0.12955
8/20/2015	2.7429	0.027429	0.02798	8/24/1981	0.129668
8/19/2015	2.8153	0.028153	0.027997	8/25/1981	0.129781
8/18/2015	2.8555	0.028555	0.028011	8/26/1981	0.129881
8/17/2015	2.8176	0.028176	0.028023	8/27/1981	0.129981
8/14/2015	2.8416	0.028416	0.028037	8/28/1981	0.13007
8/13/2015	2.855	0.02855	0.028046	8/31/1981	0.130196
8/12/2015	2.8397	0.028397	0.028059	9/1/1981	0.13032
8/11/2015	2.8092	0.028092	0.02807	9/2/1981	0.130433
8/10/2015	2.896	0.02896	0.028082	9/3/1981	0.130544
8/7/2015	2.8191	0.028191	0.02809	9/4/1981	0.130671
8/6/2015	2.8914	0.028914	0.028102	9/8/1981	0.130811
8/5/2015	2.9437	0.029437	0.02811	9/9/1981	0.130937
8/4/2015	2.8968	0.028968	0.028115	9/10/1981	0.131053
8/3/2015	2.852	0.02852	0.028124	9/11/1981	0.131162
7/31/2015	2.9061	0.029061	0.028133	9/14/1981	0.131272
7/30/2015	2.9429	0.029429	0.02814	9/15/1981	0.131381
7/29/2015	2.9975	0.029975	0.028145	9/16/1981	0.131486
7/28/2015	2.965	0.02965	0.028145	9/17/1981	0.131574
7/27/2015	2.9327	0.029327	0.028146	9/18/1981	0.13166
7/24/2015	2.9618	0.029618	0.028147	9/21/1981	0.131744
7/23/2015	2.9673	0.029673	0.028148	9/22/1981	0.131839
7/22/2015	3.0367	0.030367	0.028146	9/23/1981	0.131953
7/21/2015	3.0617	0.030617	0.02814	9/24/1981	0.132066
7/20/2015	3.0942	0.030942	0.028135	9/25/1981	0.132186
7/17/2015	3.0828	0.030828	0.028131	9/28/1981	0.132297
7/16/2015	3.1089	0.031089	0.028127	9/29/1981	0.132398
7/15/2015	3.1385	0.031385	0.028124	9/30/1981	0.132517
7/14/2015	3.1958	0.031958	0.02812	10/1/1981	0.132631
7/13/2015	3.2362	0.032362	0.028113	10/2/1981	0.132724
7/10/2015	3.1899	0.031899	0.028107	10/5/1981	0.132818
7/9/2015	3.1203	0.031203	0.028104	10/6/1981	0.132917
7/8/2015	2.9745	0.029745	0.028105	10/7/1981	0.133033
7/7/2015	3.0399	0.030399	0.028111	10/8/1981	0.133167
7/6/2015	3.0827	0.030827	0.028119	10/9/1981	0.133284
7/3/2015	3.1865	0.031865	0.028123	#####	0.133404
7/2/2015	3.1865	0.031865	0.028124	#####	0.133536
7/1/2015	3.2015	0.032015	0.028126	#####	0.133664
6/30/2015	3.1236	0.031236	0.028129	#####	0.133793
6/29/2015	3.0998	0.030998	0.028136	#####	0.13392
6/26/2015	3.2402	0.032402	0.028145	#####	0.134053
6/25/2015	3.1756	0.031756	0.028147	#####	0.134216
6/24/2015	3.1458	0.031458	0.028156	#####	0.134378
6/23/2015	3.1964	0.031964	0.028167	#####	0.134524
6/22/2015	3.1606	0.031606	0.028175	#####	0.134689
6/19/2015	3.0471	0.030471	0.028184	#####	0.134837
6/18/2015	3.1292	0.031292	0.028199	#####	0.134985
6/17/2015	3.0932	0.030932	0.028207	#####	0.135114
6/16/2015	3.0407	0.030407	0.028216	#####	0.135228
6/15/2015	3.0851	0.030851	0.028225	11/2/1981	0.135336
6/12/2015	3.103	0.03103	0.028232	11/4/1981	0.135428
6/11/2015	3.0957	0.030957	0.028238	11/5/1981	0.135518
6/10/2015	3.2156	0.032156	0.028244	11/6/1981	0.135605
6/9/2015	3.1663	0.031663	0.02824	11/9/1981	0.135667
6/8/2015	3.1144	0.031144	0.028241	#####	0.135721



6/5/2015	3.1136	0.031136	0.028239	#####	0.135763
6/4/2015	3.0407	0.030407	0.028237	#####	0.135812
6/3/2015	3.1022	0.031022	0.028239	#####	0.135852
6/2/2015	3.0143	0.030143	0.028239	#####	0.135898
6/1/2015	2.9338	0.029338	0.028246	#####	0.135931
5/29/2015	2.8818	0.028818	0.028256	#####	0.135972
5/28/2015	2.8873	0.028873	0.02827	#####	0.136003
5/27/2015	2.8673	0.028673	0.028285	#####	0.136042
5/26/2015	2.8981	0.028981	0.028303	#####	0.136069
5/25/2015	2.9841	0.029841	0.028319	#####	0.136075
5/22/2015	2.9841	0.029841	0.028329	#####	0.136077
5/21/2015	2.9881	0.029881	0.028337	#####	0.136082
5/20/2015	3.0471	0.030471	0.028347	12/1/1981	0.136089
5/19/2015	3.0753	0.030753	0.028357	12/2/1981	0.136099
5/18/2015	3.0295	0.030295	0.028367	12/3/1981	0.136097
5/15/2015	2.9292	0.029292	0.028377	12/4/1981	0.136095
5/14/2015	3.0497	0.030497	0.028392	12/7/1981	0.136114
5/13/2015	3.087	0.03087	0.028401	12/8/1981	0.13614
5/12/2015	3.0127	0.030127	0.02841	12/9/1981	0.136183
5/11/2015	3.041	0.03041	0.028424	#####	0.136221
5/8/2015	2.9006	0.029006	0.028436	#####	0.136258
5/7/2015	2.9105	0.029105	0.028455	#####	0.136281
5/6/2015	2.9929	0.029929	0.028475	#####	0.136297
5/5/2015	2.9122	0.029122	0.028491	#####	0.136314
5/4/2015	2.8765	0.028765	0.028507	#####	0.136329
5/1/2015	2.8273	0.028273	0.028526	#####	0.136344
4/30/2015	2.7404	0.027404	0.028547	#####	0.13637
4/29/2015	2.7523	0.027523	0.028574	#####	0.136402
4/28/2015	2.7031	0.027031	0.0286	#####	0.136458
4/27/2015	2.6121	0.026121	0.028627	#####	0.136514
4/24/2015	2.6098	0.026098	0.028659	#####	0.136566
4/23/2015	2.653	0.02653	0.028693	#####	0.136623
4/22/2015	2.6616	0.026616	0.028724	#####	0.136686
4/21/2015	2.5806	0.025806	0.028758	#####	0.136748
4/20/2015	2.5624	0.025624	0.028797	1/5/1982	0.136834
4/17/2015	2.5194	0.025194	0.028838	1/6/1982	0.136936
4/16/2015	2.5753	0.025753	0.028878	1/7/1982	0.137044
4/15/2015	2.5397	0.025397	0.028918	1/8/1982	0.137136
4/14/2015	2.5427	0.025427	0.02896	1/11/1982	0.137241
4/13/2015	2.573	0.02573	0.029001	1/12/1982	0.137319
4/10/2015	2.5791	0.025791	0.029044	1/13/1982	0.1374
4/9/2015	2.5981	0.025981	0.029089	1/14/1982	0.137477
4/8/2015	2.5291	0.025291	0.029133	1/15/1982	0.137552
4/7/2015	2.5179	0.025179	0.029179	1/18/1982	0.137619
4/6/2015	2.5532	0.025532	0.029223	1/19/1982	0.137697
4/3/2015	2.4858	0.024858	0.029264	1/20/1982	0.13778
4/2/2015	2.5321	0.025321	0.029308	1/21/1982	0.137858
4/1/2015	2.4651	0.024651	0.029349	1/22/1982	0.13793
3/31/2015	2.5359	0.025359	0.029395	1/25/1982	0.137993
3/30/2015	2.5479	0.025479	0.029438	1/26/1982	0.138039
3/27/2015	2.5404	0.025404	0.029483	1/27/1982	0.138098
3/26/2015	2.5798	0.025798	0.029528	1/28/1982	0.138139
3/25/2015	2.5074	0.025074	0.029572	1/29/1982	0.138184
3/24/2015	2.4643	0.024643	0.029617	2/1/1982	0.138243
3/23/2015	2.5141	0.025141	0.029666	2/2/1982	0.138294

3/20/2015	2.5059	0.025059	0.02971	2/3/1982	0.138358
3/19/2015	2.5291	0.025291	0.029755	2/4/1982	0.138421
3/18/2015	2.5104	0.025104	0.029799	2/5/1982	0.138476
3/17/2015	2.6026	0.026026	0.029847	2/8/1982	0.138555
3/16/2015	2.6449	0.026449	0.029891	2/9/1982	0.138635
3/13/2015	2.6987	0.026987	0.02993	2/10/1982	0.138704
3/12/2015	2.6995	0.026995	0.029967	2/11/1982	0.138767
3/11/2015	2.6853	0.026853	0.030004	2/16/1982	0.138816
3/10/2015	2.7231	0.027231	0.030042	2/17/1982	0.138862
3/9/2015	2.798	0.02798	0.030077	2/18/1982	0.138896
3/6/2015	2.8409	0.028409	0.030106	2/19/1982	0.138922
3/5/2015	2.7285	0.027285	0.03013	2/22/1982	0.138922
3/4/2015	2.7198	0.027198	0.03016	2/23/1982	0.138929
3/3/2015	2.7143	0.027143	0.030189	2/24/1982	0.138911
3/2/2015	2.6814	0.026814	0.030221	2/25/1982	0.138891
2/27/2015	2.5903	0.025903	0.030257	2/26/1982	0.138884
2/26/2015	2.6294	0.026294	0.030297	3/1/1982	0.138874
2/25/2015	2.5698	0.025698	0.030337	3/2/1982	0.138858
2/24/2015	2.5918	0.025918	0.030379	3/3/1982	0.138833
2/23/2015	2.6572	0.026572	0.030418	3/4/1982	0.138803
2/20/2015	2.7142	0.027142	0.030455	3/5/1982	0.138773
2/19/2015	2.7339	0.027339	0.030486	3/8/1982	0.138764
2/18/2015	2.7102	0.027102	0.030516	3/9/1982	0.138757
2/17/2015	2.7268	0.027268	0.030549	3/10/1982	0.138766
2/16/2015	2.6478	0.026478	0.030585	3/11/1982	0.138775
2/13/2015	2.6478	0.026478	0.030628	3/12/1982	0.138785
2/12/2015	2.5755	0.025755	0.030668	3/15/1982	0.138787
2/11/2015	2.5863	0.025863	0.030711	3/16/1982	0.138797
2/10/2015	2.5763	0.025763	0.030752	3/17/1982	0.138812
2/9/2015	2.5528	0.025528	0.030792	3/18/1982	0.138824
2/6/2015	2.5287	0.025287	0.030835	3/19/1982	0.138847
2/5/2015	2.4318	0.024318	0.030877	3/22/1982	0.138863
2/4/2015	2.3481	0.023481	0.030926	3/23/1982	0.138878
2/3/2015	2.3792	0.023792	0.030982	3/24/1982	0.138897
2/2/2015	2.2503	0.022503	0.031037	3/25/1982	0.138917
1/30/2015	2.2222	0.022222	0.031099	3/26/1982	0.138948
1/29/2015	2.3148	0.023148	0.03116	3/29/1982	0.138982
1/28/2015	2.2908	0.022908	0.031217	3/30/1982	0.139029
1/27/2015	2.3999	0.023999	0.031276	3/31/1982	0.139068
1/26/2015	2.3972	0.023972	0.031331	4/1/1982	0.139107
1/23/2015	2.3735	0.023735	0.031387	4/2/1982	0.139146
1/22/2015	2.4385	0.024385	0.031444	4/5/1982	0.13919
1/21/2015	2.4614	0.024614	0.031499	4/6/1982	0.139246
1/20/2015	2.3777	0.023777	0.031548	4/7/1982	0.139302
1/19/2015	2.4531	0.024531	0.031602	4/8/1982	0.139339
1/16/2015	2.4531	0.024531	0.031654	4/12/1982	0.139355
1/15/2015	2.3677	0.023677	0.031705	4/13/1982	0.139376
1/14/2015	2.4685	0.024685	0.031763	4/14/1982	0.139404
1/13/2015	2.4992	0.024992	0.031818	4/15/1982	0.139421
1/12/2015	2.4965	0.024965	0.03187	4/16/1982	0.139425
1/9/2015	2.5281	0.025281	0.031923	4/19/1982	0.139424
1/8/2015	2.5993	0.025993	0.031976	4/20/1982	0.139428
1/7/2015	2.5289	0.025289	0.032027	4/21/1982	0.139433
1/6/2015	2.5023	0.025023	0.032083	4/22/1982	0.139428
1/5/2015	2.5987	0.025987	0.032138	4/23/1982	0.139413

1/2/2015	2.688	0.02688	0.032186	4/26/1982	0.139404
1/1/2015	2.7518	0.027518	0.032229	4/27/1982	0.139404
12/31/2014	2.7518	0.027518	0.032268	4/28/1982	0.139396
12/30/2014	2.7563	0.027563	0.032308	4/29/1982	0.139394
12/29/2014	2.7728	0.027728	0.032349	4/30/1982	0.13939
12/26/2014	2.8165	0.028165	0.032389	5/3/1982	0.1394
12/25/2014	2.8341	0.028341	0.032428	5/4/1982	0.139402
12/24/2014	2.8341	0.028341	0.03247	5/5/1982	0.139394
12/23/2014	2.8517	0.028517	0.032511	5/6/1982	0.139383
12/22/2014	2.743	0.02743	0.032549	5/7/1982	0.139365
12/19/2014	2.7542	0.027542	0.032593	5/10/1982	0.139352
12/18/2014	2.8182	0.028182	0.032635	5/11/1982	0.139312
12/17/2014	2.7275	0.027275	0.032674	5/12/1982	0.139282
12/16/2014	2.6906	0.026906	0.032721	5/13/1982	0.139251
12/15/2014	2.7468	0.027468	0.032772	5/14/1982	0.139219
12/12/2014	2.7372	0.027372	0.032821	5/17/1982	0.139201
12/11/2014	2.8069	0.028069	0.03287	5/18/1982	0.139179
12/10/2014	2.832	0.02832	0.032914	5/19/1982	0.139154
12/9/2014	2.8702	0.028702	0.032955	5/20/1982	0.139117
12/8/2014	2.9042	0.029042	0.032994	5/21/1982	0.139078
12/5/2014	2.9667	0.029667	0.033026	5/24/1982	0.139039
12/4/2014	2.9361	0.029361	0.033057	5/25/1982	0.139001
12/3/2014	2.9849	0.029849	0.03309	5/26/1982	0.138957
12/2/2014	3.0127	0.030127	0.033122	5/27/1982	0.138917
12/1/2014	2.9628	0.029628	0.033154	5/28/1982	0.138885
11/28/2014	2.8888	0.028888	0.033191	6/1/1982	0.138864
11/27/2014	2.9542	0.029542	0.033231	6/2/1982	0.13885
11/26/2014	2.9542	0.029542	0.03327	6/3/1982	0.138852
11/25/2014	2.9605	0.029605	0.033308	6/4/1982	0.138849
11/24/2014	3.0199	0.030199	0.033344	6/7/1982	0.138838
11/21/2014	3.0175	0.030175	0.033377	6/8/1982	0.138826
11/20/2014	3.0543	0.030543	0.033411	6/9/1982	0.138816
11/19/2014	3.0769	0.030769	0.033443	6/10/1982	0.138805
11/18/2014	3.0383	0.030383	0.033475	6/11/1982	0.138788
11/17/2014	3.0624	0.030624	0.033507	6/14/1982	0.138778
11/14/2014	3.0487	0.030487	0.033537	6/15/1982	0.138765
11/13/2014	3.0709	0.030709	0.033568	6/16/1982	0.138732
11/12/2014	3.1046	0.031046	0.033598	6/17/1982	0.138706
11/11/2014	3.0926	0.030926	0.033625	6/18/1982	0.138686
11/10/2014	3.0926	0.030926	0.03365	6/21/1982	0.138664
11/7/2014	3.028	0.03028	0.033672	6/22/1982	0.13865
11/6/2014	3.103	0.03103	0.033701	6/23/1982	0.138624
11/5/2014	3.059	0.03059	0.033727	6/24/1982	0.138599
11/4/2014	3.0478	0.030478	0.033755	6/25/1982	0.138576
11/3/2014	3.0638	0.030638	0.033787	6/28/1982	0.138544
10/31/2014	3.0662	0.030662	0.033817	6/29/1982	0.138508
10/30/2014	3.0463	0.030463	0.033845	6/30/1982	0.138454
10/29/2014	3.0495	0.030495	0.033877	7/1/1982	0.138412
10/28/2014	3.0678	0.030678	0.033912	7/2/1982	0.13838
10/27/2014	3.0368	0.030368	0.033946	7/6/1982	0.138355
10/24/2014	3.0423	0.030423	0.033982	7/7/1982	0.138325
10/23/2014	3.0431	0.030431	0.034017	7/8/1982	0.138288
10/22/2014	2.9904	0.029904	0.034054	7/9/1982	0.138245
10/21/2014	2.9904	0.029904	0.034095	7/12/1982	0.138205
10/20/2014	2.9655	0.029655	0.034136	7/13/1982	0.138175

10/17/2014	2.9678	0.029678	0.034176	7/14/1982	0.138154
10/16/2014	2.9353	0.029353	0.034218	7/15/1982	0.138116
10/15/2014	2.9176	0.029176	0.034265	7/16/1982	0.138053
10/14/2014	2.9531	0.029531	0.034314	7/19/1982	0.137986
10/13/2014	3.0124	0.030124	0.03436	7/20/1982	0.137894
10/10/2014	3.0124	0.030124	0.034405	7/21/1982	0.137808
10/9/2014	3.0496	0.030496	0.03445	7/22/1982	0.137708
10/8/2014	3.0599	0.030599	0.034494	7/23/1982	0.137611
10/7/2014	3.0464	0.030464	0.034539	7/26/1982	0.137528
10/6/2014	3.1273	0.031273	0.034585	7/27/1982	0.137461
10/3/2014	3.1233	0.031233	0.034624	7/28/1982	0.13741
10/2/2014	3.1427	0.031427	0.034665	7/29/1982	0.137356
10/1/2014	3.0919	0.030919	0.034704	7/30/1982	0.1373
9/30/2014	3.1967	0.031967	0.034744	8/2/1982	0.137236
9/29/2014	3.1647	0.031647	0.034779	8/3/1982	0.137187
9/26/2014	3.214	0.03214	0.034813	8/4/1982	0.137132
9/25/2014	3.2115	0.032115	0.034843	8/5/1982	0.137073
9/24/2014	3.279	0.03279	0.034878	8/6/1982	0.137024
9/23/2014	3.2463	0.032463	0.03491	8/9/1982	0.136962
9/22/2014	3.2891	0.032891	0.034941	8/10/1982	0.136899
9/19/2014	3.284	0.03284	0.034971	8/11/1982	0.136829
9/18/2014	3.3476	0.033476	0.035	8/12/1982	0.13674
9/17/2014	3.369	0.03369	0.035028	8/13/1982	0.136643
9/16/2014	3.3604	0.033604	0.035053	8/16/1982	0.136543
9/15/2014	3.3433	0.033433	0.035077	8/17/1982	0.136403
9/12/2014	3.3441	0.033441	0.035104	8/18/1982	0.136278
9/11/2014	3.2772	0.032772	0.035131	8/19/1982	0.136142
9/10/2014	3.2722	0.032722	0.035163	8/20/1982	0.136016
9/9/2014	3.2338	0.032338	0.035194	8/23/1982	0.135913
9/8/2014	3.2247	0.032247	0.035225	8/24/1982	0.1358
9/5/2014	3.2263	0.032263	0.035256	8/25/1982	0.135713
9/4/2014	3.209	0.03209	0.035286	8/26/1982	0.135625
9/3/2014	3.1419	0.031419	0.035316	8/27/1982	0.13556
9/2/2014	3.1753	0.031753	0.035349	8/30/1982	0.135509
9/1/2014	3.0792	0.030792	0.035381	8/31/1982	0.135456
8/29/2014	3.0792	0.030792	0.035418	9/1/1982	0.135416
8/28/2014	3.0744	0.030744	0.035455	9/2/1982	0.135368
8/27/2014	3.1024	0.031024	0.035496	9/3/1982	0.135321
8/26/2014	3.1623	0.031623	0.035536	9/7/1982	0.135268
8/25/2014	3.1314	0.031314	0.035568	9/8/1982	0.135224
8/22/2014	3.1566	0.031566	0.035599	9/9/1982	0.13518
8/21/2014	3.1884	0.031884	0.035631	9/10/1982	0.135146
8/20/2014	3.2205	0.032205	0.035661	9/13/1982	0.13509
8/19/2014	3.2131	0.032131	0.035691	9/14/1982	0.135051
8/18/2014	3.1983	0.031983	0.035723	9/15/1982	0.135022
8/15/2014	3.1323	0.031323	0.035756	9/16/1982	0.134993
8/14/2014	3.1917	0.031917	0.035791	9/17/1982	0.134953
8/13/2014	3.2432	0.032432	0.035817	9/20/1982	0.134902
8/12/2014	3.2765	0.032765	0.035844	9/21/1982	0.134833
8/11/2014	3.2432	0.032432	0.035868	9/22/1982	0.134766
8/8/2014	3.2303	0.032303	0.035891	9/23/1982	0.134709
8/7/2014	3.2239	0.032239	0.035914	9/24/1982	0.13464
8/6/2014	3.27	0.0327	0.035935	9/27/1982	0.134569
8/5/2014	3.2831	0.032831	0.035953	9/28/1982	0.134488
8/4/2014	3.288	0.03288	0.03597	9/29/1982	0.134398

8/1/2014	3.2807	0.032807	0.035986	9/30/1982	0.13431
7/31/2014	3.3167	0.033167	0.036002	10/1/1982	0.134226
7/30/2014	3.3126	0.033126	0.036017	10/4/1982	0.134152
7/29/2014	3.2248	0.032248	0.036031	10/5/1982	0.134077
7/28/2014	3.2547	0.032547	0.03605	10/6/1982	0.133987
7/25/2014	3.2385	0.032385	0.036071	10/7/1982	0.133887
7/24/2014	3.2954	0.032954	0.036091	10/8/1982	0.133769
7/23/2014	3.2636	0.032636	0.036109	#####	0.133629
7/22/2014	3.2498	0.032498	0.036132	#####	0.133474
7/21/2014	3.2563	0.032563	0.036159	#####	0.133329
7/18/2014	3.2881	0.032881	0.036184	#####	0.133194
7/17/2014	3.2661	0.032661	0.036207	#####	0.133045
7/16/2014	3.3374	0.033374	0.03623	#####	0.132896
7/15/2014	3.3673	0.033673	0.03625	#####	0.132759
7/14/2014	3.3715	0.033715	0.036266	#####	0.132598
7/11/2014	3.3366	0.033366	0.036282	#####	0.132435
7/10/2014	3.3698	0.033698	0.036301	#####	0.132282
7/9/2014	3.374	0.03374	0.036318	#####	0.132134
7/8/2014	3.3723	0.033723	0.036335	#####	0.131974
7/7/2014	3.4362	0.034362	0.036352	#####	0.131816
7/4/2014	3.4694	0.034694	0.036364	#####	0.131643
7/3/2014	3.4694	0.034694	0.036375	11/1/1982	0.13147
7/2/2014	3.4609	0.034609	0.036386	11/3/1982	0.131285
7/1/2014	3.3983	0.033983	0.036397	11/4/1982	0.131105
6/30/2014	3.3599	0.033599	0.03641	11/5/1982	0.130916
6/27/2014	3.3665	0.033665	0.036429	11/8/1982	0.130731
6/26/2014	3.3557	0.033557	0.036448	11/9/1982	0.130542
6/25/2014	3.3815	0.033815	0.036471	#####	0.130349
6/24/2014	3.3991	0.033991	0.036489	#####	0.13016
6/23/2014	3.4549	0.034549	0.036511	#####	0.129977
6/20/2014	3.4337	0.034337	0.036531	#####	0.129798
6/19/2014	3.466	0.03466	0.036551	#####	0.129626
6/18/2014	3.4008	0.034008	0.036571	#####	0.129447
6/17/2014	3.4421	0.034421	0.036593	#####	0.129248
6/16/2014	3.3958	0.033958	0.036616	#####	0.129057
6/13/2014	3.4134	0.034134	0.036639	#####	0.128859
6/12/2014	3.4101	0.034101	0.036661	#####	0.128658
6/11/2014	3.4659	0.034659	0.036685	#####	0.12846
6/10/2014	3.4779	0.034779	0.036702	#####	0.128259
6/9/2014	3.4388	0.034388	0.036717	#####	0.128054
6/6/2014	3.432	0.03432	0.036731	12/1/1982	0.127857
6/5/2014	3.4362	0.034362	0.036744	12/2/1982	0.127661
6/4/2014	3.4396	0.034396	0.036758	12/3/1982	0.127467
6/3/2014	3.4379	0.034379	0.036773	12/6/1982	0.127272
6/2/2014	3.3691	0.033691	0.036785	12/7/1982	0.127092
5/30/2014	3.3277	0.033277	0.036805	12/8/1982	0.126918
5/29/2014	3.3228	0.033228	0.036828	12/9/1982	0.126761
5/28/2014	3.2942	0.032942	0.036856	#####	0.126606
5/27/2014	3.3608	0.033608	0.036887	#####	0.126454
5/26/2014	3.3933	0.033933	0.036912	#####	0.126292
5/23/2014	3.3933	0.033933	0.036937	#####	0.126128
5/22/2014	3.4261	0.034261	0.03696	#####	0.125979
5/21/2014	3.4118	0.034118	0.036979	#####	0.125842
5/20/2014	3.3833	0.033833	0.036996	#####	0.125711
5/19/2014	3.3858	0.033858	0.037015	#####	0.12557



5/16/2014	3.346	0.03346	0.037029	#####	0.12543
5/15/2014	3.3245	0.033245	0.037044	#####	0.12528
5/14/2014	3.3767	0.033767	0.037061	#####	0.125131
5/13/2014	3.4464	0.034464	0.037077	#####	0.124977
5/12/2014	3.4967	0.034967	0.037091	#####	0.124819
5/9/2014	3.4634	0.034634	0.037102	#####	0.12466
5/8/2014	3.4344	0.034344	0.037113	#####	0.124503
5/7/2014	3.4025	0.034025	0.037129	1/3/1983	0.124344
5/6/2014	3.383	0.03383	0.037141	1/4/1983	0.124191
5/5/2014	3.4074	0.034074	0.037156	1/5/1983	0.124039
5/2/2014	3.3668	0.033668	0.037169	1/6/1983	0.123886
5/1/2014	3.4132	0.034132	0.037182	1/7/1983	0.123742
4/30/2014	3.4593	0.034593	0.037193	1/10/1983	0.1236
4/29/2014	3.4867	0.034867	0.037203	1/11/1983	0.123448
4/28/2014	3.4859	0.034859	0.037207	1/12/1983	0.123297
4/25/2014	3.4428	0.034428	0.03721	1/13/1983	0.123137
4/24/2014	3.4527	0.034527	0.037216	1/14/1983	0.122972
4/23/2014	3.4784	0.034784	0.037225	1/17/1983	0.122807
4/22/2014	3.4942	0.034942	0.03723	1/18/1983	0.122651
4/21/2014	3.5219	0.035219	0.037234	1/19/1983	0.122504
4/18/2014	3.5219	0.035219	0.037238	1/20/1983	0.122357
4/17/2014	3.5219	0.035219	0.037243	1/21/1983	0.12221
4/16/2014	3.4437	0.034437	0.037248	1/24/1983	0.122067
4/15/2014	3.4611	0.034611	0.037259	1/25/1983	0.121923
4/14/2014	3.4876	0.034876	0.037268	1/26/1983	0.121795
4/11/2014	3.4827	0.034827	0.037275	1/27/1983	0.121672
4/10/2014	3.5194	0.035194	0.037287	1/28/1983	0.121551
4/9/2014	3.5726	0.035726	0.037286	1/31/1983	0.12143
4/8/2014	3.5379	0.035379	0.037282	2/1/1983	0.121311
4/7/2014	3.5574	0.035574	0.037278	2/2/1983	0.121199
4/4/2014	3.5837	0.035837	0.037274	2/3/1983	0.121096
4/3/2014	3.6291	0.036291	0.03727	2/4/1983	0.120991
4/2/2014	3.6473	0.036473	0.037265	2/7/1983	0.120885
4/1/2014	3.6059	0.036059	0.037262	2/8/1983	0.120782
3/31/2014	3.5583	0.035583	0.037263	2/9/1983	0.12068
3/28/2014	3.5473	0.035473	0.037262	2/10/1983	0.12057
3/27/2014	3.5271	0.035271	0.037264	2/11/1983	0.120457
3/26/2014	3.5422	0.035422	0.037263	2/14/1983	0.120341
3/25/2014	3.5914	0.035914	0.037257	2/15/1983	0.120222
3/24/2014	3.5617	0.035617	0.037244	2/16/1983	0.1201
3/21/2014	3.6068	0.036068	0.037234	2/17/1983	0.11997
3/20/2014	3.6629	0.036629	0.037219	2/18/1983	0.119841
3/19/2014	3.6568	0.036568	0.037201	2/22/1983	0.119705
3/18/2014	3.6137	0.036137	0.037187	2/23/1983	0.11958
3/17/2014	3.6283	0.036283	0.037172	2/24/1983	0.119456
3/14/2014	3.5992	0.035992	0.037159	2/25/1983	0.119325
3/13/2014	3.5906	0.035906	0.037146	2/28/1983	0.119196
3/12/2014	3.6733	0.036733	0.037129	3/1/1983	0.119057
3/11/2014	3.7092	0.037092	0.037107	3/2/1983	0.118919
3/10/2014	3.7215	0.037215	0.037087	3/3/1983	0.118782
3/7/2014	3.7206	0.037206	0.037065	3/4/1983	0.118641
3/6/2014	3.6899	0.036899	0.037042	3/7/1983	0.118507
3/5/2014	3.6473	0.036473	0.037022	3/8/1983	0.118375
3/4/2014	3.6473	0.036473	0.037002	3/9/1983	0.118248
3/3/2014	3.5542	0.035542	0.036986	3/10/1983	0.118123

2/28/2014	3.5822	0.035822	0.036967	3/11/1983	0.118001
2/27/2014	3.5916	0.035916	0.036947	3/14/1983	0.117859
2/26/2014	3.6249	0.036249	0.036927	3/15/1983	0.117726
2/25/2014	3.6586	0.036586	0.036906	3/16/1983	0.117592
2/24/2014	3.6986	0.036986	0.03688	3/17/1983	0.117456
2/21/2014	3.6934	0.036934	0.036854	3/18/1983	0.117309
2/20/2014	3.7232	0.037232	0.036827	3/21/1983	0.117164
2/19/2014	3.7127	0.037127	0.036796	3/22/1983	0.117017
2/18/2014	3.6777	0.036777	0.036768	3/23/1983	0.116861
2/17/2014	3.6969	0.036969	0.036744	3/24/1983	0.116708
2/14/2014	3.6969	0.036969	0.036716	3/25/1983	0.116558
2/13/2014	3.6829	0.036829	0.036686	3/28/1983	0.116408
2/12/2014	3.7201	0.037201	0.036651	3/29/1983	0.116255
2/11/2014	3.688	0.03688	0.036614	3/30/1983	0.116107
2/10/2014	3.6503	0.036503	0.03658	3/31/1983	0.115947
2/7/2014	3.6726	0.036726	0.036546	4/4/1983	0.115787
2/6/2014	3.6683	0.036683	0.03651	4/5/1983	0.115619
2/5/2014	3.6477	0.036477	0.036468	4/6/1983	0.115441
2/4/2014	3.601	0.03601	0.036427	4/7/1983	0.115259
2/3/2014	3.5307	0.035307	0.03639	4/8/1983	0.115081
1/31/2014	3.5985	0.035985	0.036358	4/11/1983	0.114893
1/30/2014	3.6341	0.036341	0.036321	4/12/1983	0.114703
1/29/2014	3.6163	0.036163	0.036284	4/13/1983	0.114515
1/28/2014	3.6735	0.036735	0.036248	4/14/1983	0.114322
1/27/2014	3.6649	0.036649	0.03621	4/15/1983	0.114132
1/24/2014	3.6325	0.036325	0.036171	4/18/1983	0.113944
1/23/2014	3.6821	0.036821	0.036133	4/19/1983	0.113772
1/22/2014	3.7594	0.037594	0.036092	4/20/1983	0.113601
1/21/2014	3.748	0.03748	0.036048	4/21/1983	0.113426
1/20/2014	3.748	0.03748	0.036006	4/22/1983	0.113252
1/17/2014	3.748	0.03748	0.035962	4/25/1983	0.113081
1/16/2014	3.7726	0.037726	0.03592	4/26/1983	0.112919
1/15/2014	3.823	0.03823	0.035881	4/27/1983	0.112762
1/14/2014	3.8017	0.038017	0.03584	4/28/1983	0.11261
1/13/2014	3.7726	0.037726	0.035797	4/29/1983	0.112448
1/10/2014	3.7999	0.037999	0.035754	5/2/1983	0.112284
1/9/2014	3.8795	0.038795	0.035708	5/3/1983	0.112124
1/8/2014	3.8921	0.038921	0.035663	5/4/1983	0.11197
1/7/2014	3.8849	0.038849	0.035621	5/5/1983	0.111818
1/6/2014	3.9003	0.039003	0.035582	5/6/1983	0.11167
1/3/2014	3.9248	0.039248	0.035541	5/9/1983	0.111524
1/2/2014	3.9221	0.039221	0.0355	5/10/1983	0.111379
1/1/2014	3.9679	0.039679	0.035459	5/11/1983	0.111233
12/31/2013	3.9679	0.039679	0.035415	5/12/1983	0.111079
12/30/2013	3.9012	0.039012	0.035373	5/13/1983	0.110924
12/27/2013	3.9367	0.039367	0.035336	5/16/1983	0.110771
12/26/2013	3.9239	0.039239	0.035296	5/17/1983	0.110625
12/25/2013	3.893	0.03893	0.035257	5/18/1983	0.110484
12/24/2013	3.893	0.03893	0.035222	5/19/1983	0.110359
12/23/2013	3.8489	0.038489	0.035184	5/20/1983	0.11023
12/20/2013	3.823	0.03823	0.03515	5/23/1983	0.110102
12/19/2013	3.9093	0.039093	0.03512	5/24/1983	0.109972
12/18/2013	3.9065	0.039065	0.035086	5/25/1983	0.109837
12/17/2013	3.8659	0.038659	0.035052	5/26/1983	0.109709
12/16/2013	3.8938	0.038938	0.035019	5/27/1983	0.109585

12/13/2013	3.8731	0.038731	0.034988	5/31/1983	0.109469
12/12/2013	3.8938	0.038938	0.034956	6/1/1983	0.109355
12/11/2013	3.8857	0.038857	0.034922	6/2/1983	0.109252
12/10/2013	3.8381	0.038381	0.034885	6/3/1983	0.109159
12/9/2013	3.8713	0.038713	0.034848	6/6/1983	0.109081
12/6/2013	3.8893	0.038893	0.034809	6/7/1983	0.108998
12/5/2013	3.9138	0.039138	0.034767	6/8/1983	0.108931
12/4/2013	3.9011	0.039011	0.034726	6/9/1983	0.108871
12/3/2013	3.8444	0.038444	0.034686	6/10/1983	0.108799
12/2/2013	3.856	0.03856	0.034647	6/13/1983	0.108731
11/29/2013	3.8106	0.038106	0.034608	6/14/1983	0.108663
11/28/2013	3.815	0.03815	0.034575	6/15/1983	0.108585
11/27/2013	3.815	0.03815	0.034542	6/16/1983	0.108494
11/26/2013	3.7982	0.037982	0.034511	6/17/1983	0.108405
11/25/2013	3.8186	0.038186	0.034482	6/20/1983	0.108322
11/22/2013	3.8292	0.038292	0.03445	6/21/1983	0.108242
11/21/2013	3.8875	0.038875	0.034417	6/22/1983	0.108173
11/20/2013	3.911	0.03911	0.034382	6/23/1983	0.108112
11/19/2013	3.8	0.038	0.034348	6/24/1983	0.108053
11/18/2013	3.7552	0.037552	0.034317	6/27/1983	0.108002
11/15/2013	3.7947	0.037947	0.034288	6/28/1983	0.107945
11/14/2013	3.7867	0.037867	0.034256	6/29/1983	0.107877
11/13/2013	3.8191	0.038191	0.034226	6/30/1983	0.107813
11/12/2013	3.8573	0.038573	0.034193	7/1/1983	0.107756
11/11/2013	3.8454	0.038454	0.034161	7/5/1983	0.107706
11/8/2013	3.8454	0.038454	0.034126	7/6/1983	0.107655
11/7/2013	3.7084	0.037084	0.034095	7/7/1983	0.107615
11/6/2013	3.7732	0.037732	0.034068	7/8/1983	0.107576
11/5/2013	3.7714	0.037714	0.034039	7/11/1983	0.107549
11/4/2013	3.6926	0.036926	0.034009	7/12/1983	0.107529
11/1/2013	3.6961	0.036961	0.033982	7/13/1983	0.107511
10/31/2013	3.6386	0.036386	0.033954	7/14/1983	0.107485
10/30/2013	3.6412	0.036412	0.033924	7/15/1983	0.107464
10/29/2013	3.6127	0.036127	0.033893	7/18/1983	0.107442
10/28/2013	3.6179	0.036179	0.033863	7/19/1983	0.107417
10/25/2013	3.5999	0.035999	0.033834	7/20/1983	0.107392
10/24/2013	3.611	0.03611	0.033805	7/21/1983	0.107376
10/23/2013	3.5947	0.035947	0.033778	7/22/1983	0.107364
10/22/2013	3.6085	0.036085	0.033749	7/25/1983	0.107344
10/21/2013	3.6698	0.036698	0.03372	7/26/1983	0.107335
10/18/2013	3.6412	0.036412	0.033688	7/27/1983	0.107347
10/17/2013	3.6585	0.036585	0.033659	7/28/1983	0.107371
10/16/2013	3.7207	0.037207	0.03363	7/29/1983	0.107419
10/15/2013	3.7891	0.037891	0.033597	8/1/1983	0.107473
10/14/2013	3.7472	0.037472	0.033561	8/2/1983	0.107518
10/11/2013	3.7472	0.037472	0.033528	8/4/1983	0.107563
10/10/2013	3.7339	0.037339	0.033496	8/5/1983	0.107617
10/9/2013	3.7374	0.037374	0.033465	8/8/1983	0.107674
10/8/2013	3.6899	0.036899	0.033431	8/9/1983	0.107727
10/7/2013	3.6917	0.036917	0.033394	8/10/1983	0.10778
10/4/2013	3.7198	0.037198	0.033356	8/11/1983	0.10782
10/3/2013	3.7074	0.037074	0.033314	8/12/1983	0.107836
10/2/2013	3.7013	0.037013	0.033274	8/15/1983	0.107864
10/1/2013	3.7171	0.037171	0.033235	8/16/1983	0.107889
9/30/2013	3.6847	0.036847	0.033196	8/17/1983	0.107911



9/27/2013	3.6864	0.036864	0.033159	8/18/1983	0.107943
9/26/2013	3.6951	0.036951	0.033121	8/19/1983	0.107981
9/25/2013	3.6698	0.036698	0.033085	8/22/1983	0.108022
9/24/2013	3.6698	0.036698	0.033051	8/23/1983	0.108065
9/23/2013	3.725	0.03725	0.033018	8/24/1983	0.108111
9/20/2013	3.7613	0.037613	0.032979	8/25/1983	0.108161
9/19/2013	3.8024	0.038024	0.032934	8/26/1983	0.108224
9/18/2013	3.7471	0.037471	0.032889	8/29/1983	0.108294
9/17/2013	3.8322	0.038322	0.032846	8/30/1983	0.108368
9/16/2013	3.8667	0.038667	0.032796	8/31/1983	0.108438
9/13/2013	3.8349	0.038349	0.032743	9/1/1983	0.108506
9/12/2013	3.8521	0.038521	0.032692	9/6/1983	0.10857
9/11/2013	3.8539	0.038539	0.032638	9/7/1983	0.108638
9/10/2013	3.8941	0.038941	0.032584	9/8/1983	0.108706
9/9/2013	3.853	0.03853	0.032528	9/9/1983	0.108758
9/6/2013	3.8657	0.038657	0.032475	9/12/1983	0.108813
9/5/2013	3.8849	0.038849	0.032423	9/13/1983	0.108868
9/4/2013	3.797	0.03797	0.032368	9/14/1983	0.108931
9/3/2013	3.7943	0.037943	0.032318	9/15/1983	0.108982
9/2/2013	3.6995	0.036995	0.032268	9/16/1983	0.109033
8/30/2013	3.6995	0.036995	0.032223	9/19/1983	0.109079
8/29/2013	3.7144	0.037144	0.032179	9/20/1983	0.109125
8/28/2013	3.7356	0.037356	0.032135	9/21/1983	0.109184
8/27/2013	3.6916	0.036916	0.032089	9/22/1983	0.109238
8/26/2013	3.7648	0.037648	0.032045	9/23/1983	0.109285
8/23/2013	3.7916	0.037916	0.031995	9/26/1983	0.109328
8/22/2013	3.8702	0.038702	0.031942	9/27/1983	0.109372
8/21/2013	3.9197	0.039197	0.031885	9/28/1983	0.109414
8/20/2013	3.8529	0.038529	0.031826	9/29/1983	0.109457
8/19/2013	3.8995	0.038995	0.031769	9/30/1983	0.109503
8/16/2013	3.8483	0.038483	0.031711	10/3/1983	0.109547
8/15/2013	3.8086	0.038086	0.031656	10/4/1983	0.109584
8/14/2013	3.7523	0.037523	0.031603	10/5/1983	0.109617
8/13/2013	3.7594	0.037594	0.031557	10/6/1983	0.109643
8/12/2013	3.6838	0.036838	0.031515	10/7/1983	0.109686
8/9/2013	3.6345	0.036345	0.031474	#####	0.109738
8/8/2013	3.6729	0.036729	0.031438	#####	0.109793
8/7/2013	3.6854	0.036854	0.031399	#####	0.109853
8/6/2013	3.728	0.03728	0.031358	#####	0.109907
8/5/2013	3.726	0.03726	0.031316	#####	0.109957
8/2/2013	3.6843	0.036843	0.031274	#####	0.11001
8/1/2013	3.7542	0.037542	0.031235	#####	0.110064
7/31/2013	3.6353	0.036353	0.031196	#####	0.110118
7/30/2013	3.6821	0.036821	0.031161	#####	0.110176
7/29/2013	3.6744	0.036744	0.031122	#####	0.110237
7/26/2013	3.6209	0.036209	0.031087	#####	0.110297
7/25/2013	3.6407	0.036407	0.031053	#####	0.11036
7/24/2013	3.6464	0.036464	0.031022	#####	0.110419
7/23/2013	3.5773	0.035773	0.03099	#####	0.110481
7/22/2013	3.5501	0.035501	0.030957	#####	0.110547
7/19/2013	3.5604	0.035604	0.030921	11/1/1983	0.110612
7/18/2013	3.6262	0.036262	0.030885	11/2/1983	0.110675
7/17/2013	3.5752	0.035752	0.030846	11/3/1983	0.110741
7/16/2013	3.5855	0.035855	0.030811	11/4/1983	0.110808
7/15/2013	3.593	0.03593	0.030778	11/7/1983	0.110868

7/12/2013	3.625	0.03625	0.030747	11/9/1983	0.110928
7/11/2013	3.6297	0.036297	0.030714	#####	0.110973
7/10/2013	3.6496	0.036496	0.030677	#####	0.111014
7/9/2013	3.6477	0.036477	0.030636	#####	0.111058
7/8/2013	3.6334	0.036334	0.030594	#####	0.111098
7/5/2013	3.713	0.03713	0.030554	#####	0.111144
7/4/2013	3.4931	0.034931	0.030509	#####	0.111185
7/3/2013	3.4931	0.034931	0.030476	#####	0.11122
7/2/2013	3.4729	0.034729	0.030441	#####	0.111253
7/1/2013	3.4775	0.034775	0.030409	#####	0.111288
6/28/2013	3.4994	0.034994	0.03038	#####	0.111315
6/27/2013	3.5344	0.035344	0.030352	#####	0.111342
6/26/2013	3.5791	0.035791	0.030323	#####	0.111368
6/25/2013	3.6224	0.036224	0.030292	#####	0.111394
6/24/2013	3.5473	0.035473	0.030261	12/1/1983	0.111419
6/21/2013	3.5818	0.035818	0.030236	12/2/1983	0.111461
6/20/2013	3.5129	0.035129	0.030211	12/5/1983	0.111503
6/19/2013	3.4119	0.034119	0.030182	12/6/1983	0.111545
6/18/2013	3.3415	0.033415	0.030157	12/7/1983	0.111586
6/17/2013	3.3512	0.033512	0.030133	12/8/1983	0.111634
6/14/2013	3.3046	0.033046	0.030106	12/9/1983	0.111685
6/13/2013	3.3168	0.033168	0.030082	#####	0.111742
6/12/2013	3.3697	0.033697	0.030056	#####	0.11181
6/11/2013	3.3141	0.033141	0.030022	#####	0.11188
6/10/2013	3.3697	0.033697	0.029991	#####	0.111948
6/7/2013	3.3343	0.033343	0.029956	#####	0.112021
6/6/2013	3.2446	0.032446	0.029923	#####	0.112091
6/5/2013	3.2463	0.032463	0.029898	#####	0.112166
6/4/2013	3.3114	0.033114	0.029874	#####	0.112237
6/3/2013	3.2661	0.032661	0.029846	#####	0.112306
5/31/2013	3.2791	0.032791	0.02982	#####	0.112375
5/30/2013	3.2712	0.032712	0.029796	#####	0.112434
5/29/2013	3.266	0.03266	0.029772	#####	0.112493
5/28/2013	3.3217	0.033217	0.029749	#####	0.112552
5/27/2013	3.1721	0.031721	0.029728	#####	0.112612
5/24/2013	3.1721	0.031721	0.029716	1/3/1984	0.11267
5/23/2013	3.1906	0.031906	0.029704	1/4/1984	0.112729
5/22/2013	3.2195	0.032195	0.029692	1/5/1984	0.112789
5/21/2013	3.1309	0.031309	0.029677	1/6/1984	0.112848
5/20/2013	3.1762	0.031762	0.029662	1/9/1984	0.112904
5/17/2013	3.1669	0.031669	0.029641	1/10/1984	0.112957
5/16/2013	3.0976	0.030976	0.02962	1/11/1984	0.113011
5/15/2013	3.1559	0.031559	0.029603	1/12/1984	0.113066
5/14/2013	3.1905	0.031905	0.029582	1/13/1984	0.113115
5/13/2013	3.1308	0.031308	0.029559	1/16/1984	0.113164
5/10/2013	3.0943	0.030943	0.029535	1/17/1984	0.11321
5/9/2013	2.9926	0.029926	0.029513	1/18/1984	0.113258
5/8/2013	2.9871	0.029871	0.029491	1/19/1984	0.113307
5/7/2013	2.995	0.02995	0.029471	1/20/1984	0.113359
5/6/2013	2.9762	0.029762	0.029449	1/23/1984	0.113408
5/3/2013	2.9537	0.029537	0.029429	1/24/1984	0.113458
5/2/2013	2.8211	0.028211	0.029413	1/25/1984	0.113516
5/1/2013	2.8278	0.028278	0.029397	1/26/1984	0.113573
4/30/2013	2.8762	0.028762	0.029378	1/27/1984	0.113629
4/29/2013	2.8785	0.028785	0.029357	1/30/1984	0.113685

4/26/2013	2.8611	0.028611	0.029338	1/31/1984	0.11375
4/25/2013	2.9045	0.029045	0.029322	2/1/1984	0.113812
4/24/2013	2.8953	0.028953	0.029308	2/2/1984	0.113875
4/23/2013	2.903	0.02903	0.029293	2/3/1984	0.113942
4/22/2013	2.8778	0.028778	0.029278	2/6/1984	0.114011
4/19/2013	2.8847	0.028847	0.029262	2/7/1984	0.114082
4/18/2013	2.8597	0.028597	0.029246	2/8/1984	0.11415
4/17/2013	2.8779	0.028779	0.029231	2/9/1984	0.114217
4/16/2013	2.9092	0.029092	0.029218	2/10/1984	0.114287
4/15/2013	2.859	0.02859	0.029202	2/14/1984	0.114357
4/12/2013	2.9177	0.029177	0.029191	2/15/1984	0.114429
4/11/2013	2.9952	0.029952	0.029178	2/16/1984	0.114502
4/10/2013	3.003	0.03003	0.029164	2/17/1984	0.114581
4/9/2013	2.9377	0.029377	0.029151	2/21/1984	0.114661
4/8/2013	2.9147	0.029147	0.029141	2/22/1984	0.114746
4/5/2013	2.875	0.02875	0.02913	2/23/1984	0.114833
4/4/2013	2.9874	0.029874	0.029124	2/24/1984	0.114919
4/3/2013	3.052	0.03052	0.029108	2/27/1984	0.115013
4/2/2013	3.0999	0.030999	0.02909	2/28/1984	0.115108
4/1/2013	3.0743	0.030743	0.02907	2/29/1984	0.115202
3/29/2013	3.1023	0.031023	0.029051	3/1/1984	0.115289
3/28/2013	3.1023	0.031023	0.029034	3/2/1984	0.115377
3/27/2013	3.0879	0.030879	0.029013	3/5/1984	0.115469
3/26/2013	3.1427	0.031427	0.028995	3/6/1984	0.115559
3/25/2013	3.1484	0.031484	0.028975	3/7/1984	0.115656
3/22/2013	3.1476	0.031476	0.02895	3/8/1984	0.115747
3/21/2013	3.1322	0.031322	0.028927	3/9/1984	0.115835
3/20/2013	3.1983	0.031983	0.028908	3/12/1984	0.115921
3/19/2013	3.1281	0.031281	0.028883	3/13/1984	0.116007
3/18/2013	3.1843	0.031843	0.028865	3/14/1984	0.116092
3/15/2013	3.2115	0.032115	0.028841	3/15/1984	0.11617
3/14/2013	3.2388	0.032388	0.028818	3/16/1984	0.116257
3/13/2013	3.2181	0.032181	0.028793	3/19/1984	0.116348
3/12/2013	3.2131	0.032131	0.028769	3/20/1984	0.116437
3/11/2013	3.2596	0.032596	0.028741	3/21/1984	0.116525
3/8/2013	3.2438	0.032438	0.028706	3/22/1984	0.116603
3/7/2013	3.2032	0.032032	0.02867	3/23/1984	0.116684
3/6/2013	3.1517	0.031517	0.028642	3/26/1984	0.116761
3/5/2013	3.1064	0.031064	0.02862	3/27/1984	0.116838
3/4/2013	3.0864	0.030864	0.028607	3/28/1984	0.116914
3/1/2013	3.0506	0.030506	0.028594	3/29/1984	0.116992
2/28/2013	3.0856	0.030856	0.028584	3/30/1984	0.117068
2/27/2013	3.0992	0.030992	0.028573	4/2/1984	0.117149
2/26/2013	3.0784	0.030784	0.028559	4/3/1984	0.117238
2/25/2013	3.0617	0.030617	0.028548	4/4/1984	0.117329
2/22/2013	3.1525	0.031525	0.028536	4/5/1984	0.117417
2/21/2013	3.1671	0.031671	0.028519	4/6/1984	0.117505
2/20/2013	3.1991	0.031991	0.0285	4/9/1984	0.117593
2/19/2013	3.2098	0.032098	0.028485	4/10/1984	0.11768
2/18/2013	3.1753	0.031753	0.02847	4/11/1984	0.117763
2/15/2013	3.1753	0.031753	0.028457	4/12/1984	0.117841
2/14/2013	3.1765	0.031765	0.028449	4/13/1984	0.117924
2/13/2013	3.2338	0.032338	0.028442	4/16/1984	0.118007
2/12/2013	3.1886	0.031886	0.028432	4/17/1984	0.118087
2/11/2013	3.1704	0.031704	0.028424	4/18/1984	0.118166

2/8/2013	3.1635	0.031635	0.028418	4/19/1984	0.118251
2/7/2013	3.1703	0.031703	0.028414	4/23/1984	0.118338
2/6/2013	3.1694	0.031694	0.028411	4/24/1984	0.118428
2/5/2013	3.2083	0.032083	0.028408	4/25/1984	0.118507
2/4/2013	3.1599	0.031599	0.028405	4/26/1984	0.118581
2/1/2013	3.2178	0.032178	0.028403	4/27/1984	0.118662
1/31/2013	3.1719	0.031719	0.028398	4/30/1984	0.118738
1/30/2013	3.1822	0.031822	0.028395	5/1/1984	0.118819
1/29/2013	3.1839	0.031839	0.028394	5/2/1984	0.118898
1/28/2013	3.141	0.03141	0.028391	5/3/1984	0.118973
1/25/2013	3.1333	0.031333	0.028388	5/4/1984	0.119057
1/24/2013	3.0431	0.030431	0.028388	5/7/1984	0.119147
1/23/2013	3.0182	0.030182	0.028391	5/8/1984	0.11923
1/22/2013	3.0281	0.030281	0.028397	5/9/1984	0.119325
1/21/2013	3.0289	0.030289	0.028403	5/10/1984	0.119432
1/18/2013	3.0289	0.030289	0.028408	5/11/1984	0.119539
1/17/2013	3.0722	0.030722	0.028413	5/14/1984	0.119653
1/16/2013	3.0131	0.030131	0.02842	5/15/1984	0.119747
1/15/2013	3.0255	0.030255	0.028429	5/16/1984	0.119848
1/14/2013	3.0313	0.030313	0.028434	5/17/1984	0.119953
1/11/2013	3.0479	0.030479	0.028442	5/18/1984	0.12005
1/10/2013	3.0796	0.030796	0.02845	5/21/1984	0.12014
1/9/2013	3.0604	0.030604	0.028463	5/22/1984	0.120222
1/8/2013	3.0679	0.030679	0.028478	5/23/1984	0.120311
1/7/2013	3.1006	0.031006	0.028496	5/24/1984	0.120409
1/4/2013	3.0972	0.030972	0.028508	5/25/1984	0.120497
1/3/2013	3.1251	0.031251	0.02852	5/29/1984	0.12059
1/2/2013	3.0419	0.030419	0.028527	5/30/1984	0.120684
1/1/2013	2.9499	0.029499	0.02854	5/31/1984	0.120772
12/31/2012	2.9499	0.029499	0.028558	6/1/1984	0.12085
12/28/2012	2.8672	0.028672	0.028577	6/4/1984	0.120922
12/27/2012	2.9095	0.029095	0.028599	6/5/1984	0.121011
12/26/2012	2.9224	0.029224	0.028622	6/6/1984	0.121096
12/25/2012	2.9385	0.029385	0.028645	6/7/1984	0.12118
12/24/2012	2.9385	0.029385	0.02867	6/8/1984	0.12127
12/21/2012	2.9312	0.029312	0.028697	6/11/1984	0.121358
12/20/2012	2.9807	0.029807	0.028721	6/12/1984	0.121447
12/19/2012	2.9865	0.029865	0.028742	6/13/1984	0.121535
12/18/2012	2.9979	0.029979	0.028763	6/14/1984	0.121619
12/17/2012	2.9457	0.029457	0.028777	6/15/1984	0.121699
12/14/2012	2.864	0.02864	0.028788	6/18/1984	0.121775
12/13/2012	2.9054	0.029054	0.028804	6/19/1984	0.121854
12/12/2012	2.8894	0.028894	0.028817	6/20/1984	0.121939
12/11/2012	2.841	0.02841	0.028829	6/21/1984	0.122021
12/10/2012	2.7979	0.027979	0.02884	6/22/1984	0.122097
12/7/2012	2.8104	0.028104	0.028858	6/25/1984	0.122177
12/6/2012	2.7739	0.027739	0.028873	6/26/1984	0.122263
12/5/2012	2.777	0.02777	0.028891	6/27/1984	0.122356
12/4/2012	2.777	0.02777	0.028907	6/28/1984	0.122451
12/3/2012	2.7987	0.027987	0.028921	6/29/1984	0.122559
11/30/2012	2.8089	0.028089	0.028934	7/2/1984	0.122662
11/29/2012	2.7956	0.027956	0.028948	7/3/1984	0.122753
11/28/2012	2.7979	0.027979	0.028965	7/5/1984	0.122843
11/27/2012	2.7847	0.027847	0.028983	7/6/1984	0.122929
11/26/2012	2.8018	0.028018	0.029004	7/9/1984	0.123001

11/23/2012	2.8284	0.028284	0.029021	7/10/1984	0.123085
11/22/2012	2.8198	0.028198	0.029037	7/11/1984	0.123172
11/21/2012	2.8198	0.028198	0.029053	7/12/1984	0.123249
11/20/2012	2.8206	0.028206	0.029067	7/13/1984	0.123326
11/19/2012	2.7631	0.027631	0.02908	7/16/1984	0.123413
11/16/2012	2.7324	0.027324	0.029098	7/17/1984	0.123499
11/15/2012	2.7308	0.027308	0.029118	7/18/1984	0.123582
11/14/2012	2.727	0.02727	0.029141	7/19/1984	0.123664
11/13/2012	2.7247	0.027247	0.029162	7/20/1984	0.12375
11/12/2012	2.7408	0.027408	0.029183	7/23/1984	0.123837
11/9/2012	2.7408	0.027408	0.029201	7/24/1984	0.123921
11/8/2012	2.7507	0.027507	0.02922	7/25/1984	0.123997
11/7/2012	2.8279	0.028279	0.029232	7/26/1984	0.124067
11/6/2012	2.9203	0.029203	0.029241	7/27/1984	0.124142
11/5/2012	2.8762	0.028762	0.029241	7/30/1984	0.124216
11/2/2012	2.9066	0.029066	0.029248	7/31/1984	0.124276
11/1/2012	2.901	0.02901	0.029255	8/1/1984	0.124333
10/31/2012	2.8579	0.028579	0.029265	8/2/1984	0.124377
10/30/2012	2.8826	0.028826	0.029279	8/3/1984	0.124426
10/29/2012	2.8826	0.028826	0.029292	8/6/1984	0.124483
10/26/2012	2.9042	0.029042	0.029305	8/7/1984	0.124535
10/25/2012	2.9771	0.029771	0.029315	8/8/1984	0.12459
10/24/2012	2.9494	0.029494	0.029318	8/9/1984	0.124632
10/23/2012	2.9025	0.029025	0.029318	8/10/1984	0.124676
10/22/2012	2.9705	0.029705	0.029318	8/13/1984	0.124718
10/19/2012	2.9339	0.029339	0.029315	8/14/1984	0.124755
10/18/2012	3.0189	0.030189	0.029314	8/15/1984	0.124799
10/17/2012	3.0032	0.030032	0.029311	8/16/1984	0.124838
10/16/2012	2.9153	0.029153	0.029309	8/17/1984	0.124874
10/15/2012	2.8451	0.028451	0.029315	8/20/1984	0.124904
10/12/2012	2.8317	0.028317	0.029324	8/21/1984	0.124931
10/11/2012	2.8506	0.028506	0.029333	8/22/1984	0.124965
10/10/2012	2.8784	0.028784	0.029344	8/23/1984	0.124995
10/9/2012	2.9257	0.029257	0.029351	8/24/1984	0.125022
10/8/2012	2.9712	0.029712	0.029354	8/27/1984	0.125057
10/5/2012	2.9712	0.029712	0.02935	8/28/1984	0.12509
10/4/2012	2.8896	0.028896	0.029346	8/29/1984	0.125135
10/3/2012	2.8183	0.028183	0.029347	8/30/1984	0.125179
10/2/2012	2.816	0.02816	0.029352	8/31/1984	0.125219
10/1/2012	2.8199	0.028199	0.029363	9/4/1984	0.125262
9/28/2012	2.823	0.02823	0.029374	9/5/1984	0.125303
9/27/2012	2.8387	0.028387	0.029386	9/6/1984	0.12534
9/26/2012	2.7785	0.027785	0.029393	9/7/1984	0.125377
9/25/2012	2.845	0.02845	0.029404	9/10/1984	0.125413
9/24/2012	2.8959	0.028959	0.029408	9/11/1984	0.125447
9/21/2012	2.9434	0.029434	0.029403	9/12/1984	0.125479
9/20/2012	2.9441	0.029441	0.029398	9/13/1984	0.1255
9/19/2012	2.9604	0.029604	0.029397	9/14/1984	0.125528
9/18/2012	3.0053	0.030053	0.029394	9/17/1984	0.125553
9/17/2012	3.0359	0.030359	0.029394	9/18/1984	0.125577
9/14/2012	3.0884	0.030884	0.029395	9/19/1984	0.12559
9/13/2012	2.9311	0.029311	0.029396	9/20/1984	0.125607
9/12/2012	2.9215	0.029215	0.029399	9/21/1984	0.125628
9/11/2012	2.8529	0.028529	0.029406	9/24/1984	0.125653
9/10/2012	2.8057	0.028057	0.029419	9/25/1984	0.125672



9/7/2012	2.8245	0.028245	0.02943	9/26/1984	0.125689
9/6/2012	2.7987	0.027987	0.02944	9/27/1984	0.125698
9/5/2012	2.7071	0.027071	0.029454	9/28/1984	0.125711
9/4/2012	2.6821	0.026821	0.029472	10/1/1984	0.125727
9/3/2012	2.6723	0.026723	0.029485	10/2/1984	0.125743
8/31/2012	2.6723	0.026723	0.029498	10/3/1984	0.125764
8/30/2012	2.7446	0.027446	0.029511	10/4/1984	0.125783
8/29/2012	2.7646	0.027646	0.029515	10/5/1984	0.125794
8/28/2012	2.7469	0.027469	0.029519	10/9/1984	0.125805
8/27/2012	2.76	0.0276	0.029525	#####	0.125822
8/24/2012	2.8011	0.028011	0.029534	#####	0.125837
8/23/2012	2.7917	0.027917	0.029544	#####	0.125854
8/22/2012	2.8042	0.028042	0.029554	#####	0.125869
8/21/2012	2.8997	0.028997	0.029565	#####	0.125883
8/20/2012	2.9189	0.029189	0.029574	#####	0.125891
8/17/2012	2.9309	0.029309	0.029583	#####	0.125885
8/16/2012	2.9527	0.029527	0.029593	#####	0.125879
8/15/2012	2.9196	0.029196	0.029601	#####	0.125869
8/14/2012	2.8355	0.028355	0.029606	#####	0.125855
8/13/2012	2.7523	0.027523	0.029622	#####	0.125844
8/10/2012	2.7508	0.027508	0.029639	#####	0.12584
8/9/2012	2.7549	0.027549	0.029656	#####	0.125837
8/8/2012	2.7505	0.027505	0.029674	#####	0.125832
8/7/2012	2.7207	0.027207	0.029687	#####	0.125829
8/6/2012	2.6537	0.026537	0.029701	#####	0.125827
8/3/2012	2.6435	0.026435	0.029725	11/1/1984	0.125819
8/2/2012	2.5537	0.025537	0.029762	11/2/1984	0.12581
8/1/2012	2.5973	0.025973	0.029807	11/5/1984	0.125801
7/31/2012	2.5467	0.025467	0.029838	11/7/1984	0.125799
7/30/2012	2.5809	0.025809	0.029867	11/8/1984	0.125803
7/27/2012	2.6277	0.026277	0.029902	11/9/1984	0.125801
7/26/2012	2.5031	0.025031	0.029934	#####	0.125802
7/25/2012	2.453	0.02453	0.029969	#####	0.125808
7/24/2012	2.4537	0.024537	0.030005	#####	0.125809
7/23/2012	2.499	0.02499	0.030041	#####	0.125806
7/20/2012	2.5448	0.025448	0.030073	#####	0.125797
7/19/2012	2.6128	0.026128	0.030107	#####	0.125788
7/18/2012	2.597	0.02597	0.030134	#####	0.125774
7/17/2012	2.6035	0.026035	0.030164	#####	0.125753
7/16/2012	2.5577	0.025577	0.030189	#####	0.12573
7/13/2012	2.5727	0.025727	0.030212	#####	0.125707
7/12/2012	2.5614	0.025614	0.030234	#####	0.125684
7/11/2012	2.613	0.02613	0.030253	#####	0.125667
7/10/2012	2.6022	0.026022	0.030265	#####	0.125648
7/9/2012	2.6209	0.026209	0.030275	12/3/1984	0.125627
7/6/2012	2.6616	0.026616	0.030281	12/4/1984	0.125607
7/5/2012	2.716	0.02716	0.030293	12/5/1984	0.125587
7/4/2012	2.7428	0.027428	0.03031	12/6/1984	0.125565
7/3/2012	2.7428	0.027428	0.030326	12/7/1984	0.125548
7/2/2012	2.6962	0.026962	0.030343	#####	0.125525
6/29/2012	2.7533	0.027533	0.030358	#####	0.125496
6/28/2012	2.6757	0.026757	0.030365	#####	0.125467
6/27/2012	2.6918	0.026918	0.030371	#####	0.12544
6/26/2012	2.7	0.027	0.030386	#####	0.125409
6/25/2012	2.6765	0.026765	0.030411	#####	0.125374

6/22/2012	2.7616	0.027616	0.030438	#####	0.125336
6/21/2012	2.6868	0.026868	0.030466	#####	0.125302
6/20/2012	2.7356	0.027356	0.030499	#####	0.125262
6/19/2012	2.7333	0.027333	0.030526	#####	0.125219
6/18/2012	2.6606	0.026606	0.030556	#####	0.125171
6/15/2012	2.684	0.02684	0.030585	#####	0.125125
6/14/2012	2.7409	0.027409	0.030614	#####	0.125081
6/13/2012	2.7083	0.027083	0.030642	#####	0.125039
6/12/2012	2.7693	0.027693	0.030675	#####	0.124996
6/11/2012	2.7083	0.027083	0.0307	1/2/1985	0.124962
6/8/2012	2.7454	0.027454	0.030729	1/3/1985	0.124929
6/7/2012	2.7402	0.027402	0.030757	1/4/1985	0.124888
6/6/2012	2.738	0.02738	0.030795	1/7/1985	0.124837
6/5/2012	2.642	0.02642	0.030838	1/8/1985	0.124783
6/4/2012	2.5652	0.025652	0.030882	1/9/1985	0.12473
6/1/2012	2.5194	0.025194	0.030933	1/10/1985	0.124682
5/31/2012	2.6421	0.026421	0.030984	1/11/1985	0.124638
5/30/2012	2.7137	0.027137	0.031032	1/14/1985	0.124597
5/29/2012	2.8473	0.028473	0.031079	1/15/1985	0.124551
5/28/2012	2.8412	0.028412	0.031111	1/17/1985	0.124506
5/25/2012	2.8412	0.028412	0.03114	1/18/1985	0.124456
5/24/2012	2.8719	0.028719	0.031168	1/22/1985	0.1244
5/23/2012	2.8155	0.028155	0.031195	1/23/1985	0.124338
5/22/2012	2.8665	0.028665	0.031232	1/24/1985	0.124264
5/21/2012	2.8094	0.028094	0.031273	1/25/1985	0.12419
5/18/2012	2.8064	0.028064	0.031321	1/28/1985	0.12412
5/17/2012	2.7869	0.027869	0.031367	1/29/1985	0.124047
5/16/2012	2.8989	0.028989	0.031416	1/30/1985	0.123979
5/15/2012	2.9168	0.029168	0.031446	1/31/1985	0.123914
5/14/2012	2.9199	0.029199	0.031482	2/1/1985	0.123855
5/11/2012	3.0103	0.030103	0.031518	2/4/1985	0.123801
5/10/2012	3.0407	0.030407	0.03156	2/5/1985	0.123735
5/9/2012	3.0249	0.030249	0.031591	2/6/1985	0.12367
5/8/2012	3.0336	0.030336	0.031635	2/7/1985	0.123606
5/7/2012	3.0598	0.030598	0.031679	2/8/1985	0.123532
5/4/2012	3.0709	0.030709	0.03173	2/11/1985	0.12346
5/3/2012	3.1184	0.031184	0.031782	2/13/1985	0.123383
5/2/2012	3.1159	0.031159	0.031839	2/14/1985	0.123306
5/1/2012	3.146	0.03146	0.031898	2/15/1985	0.123237
4/30/2012	3.1111	0.031111	0.031955	2/19/1985	0.12317
4/27/2012	3.1224	0.031224	0.032015	2/20/1985	0.123107
4/26/2012	3.1176	0.031176	0.032072	2/28/1985	0.123059
4/25/2012	3.1476	0.031476	0.032131	3/5/1985	0.123006
4/24/2012	3.1281	0.031281	0.032187	3/6/1985	0.122957
4/23/2012	3.0846	0.030846	0.03224	3/7/1985	0.122906
4/20/2012	3.124	0.03124	0.032301	3/8/1985	0.122837
4/19/2012	3.1208	0.031208	0.032357	3/11/1985	0.122765
4/18/2012	3.1265	0.031265	0.032414	3/12/1985	0.122696
4/17/2012	3.1411	0.031411	0.032466	3/13/1985	0.122626
4/16/2012	3.1305	0.031305	0.032517	3/14/1985	0.122549
4/13/2012	3.1273	0.031273	0.032571	3/18/1985	0.122474
4/12/2012	3.2116	0.032116	0.032629	3/19/1985	0.122386
4/11/2012	3.1959	0.031959	0.032687	3/20/1985	0.122303
4/10/2012	3.1281	0.031281	0.032745	3/21/1985	0.122217
4/9/2012	3.1959	0.031959	0.032807	3/22/1985	0.122126

4/6/2012	3.2157	0.032157	0.032867	3/25/1985	0.122041
4/5/2012	3.3265	0.033265	0.032926	3/26/1985	0.121955
4/4/2012	3.3572	0.033572	0.032978	3/27/1985	0.121872
4/3/2012	3.4404	0.034404	0.033029	3/28/1985	0.121776
4/2/2012	3.3281	0.033281	0.033073	3/29/1985	0.121672
3/30/2012	3.3358	0.033358	0.033122	4/1/1985	0.121569
3/29/2012	3.2731	0.032731	0.033164	4/2/1985	0.121461
3/28/2012	3.3102	0.033102	0.033209	4/3/1985	0.121351
3/27/2012	3.2975	0.032975	0.033254	4/4/1985	0.121246
3/26/2012	3.3391	0.033391	0.0333	4/8/1985	0.121156
3/23/2012	3.3051	0.033051	0.033343	4/9/1985	0.121072
3/22/2012	3.3596	0.033596	0.033388	4/10/1985	0.120981
3/21/2012	3.3837	0.033837	0.033429	4/11/1985	0.120878
3/20/2012	3.4454	0.034454	0.033469	4/12/1985	0.120777
3/19/2012	3.4779	0.034779	0.033512	4/15/1985	0.120678
3/16/2012	3.4061	0.034061	0.033548	4/16/1985	0.12057
3/15/2012	3.4148	0.034148	0.033587	4/17/1985	0.120467
3/14/2012	3.4009	0.034009	0.033627	4/18/1985	0.120364
3/13/2012	3.2663	0.032663	0.033666	4/19/1985	0.120266
3/12/2012	3.1712	0.031712	0.033716	4/22/1985	0.12017
3/9/2012	3.1778	0.031778	0.03377	4/23/1985	0.120079
3/8/2012	3.1745	0.031745	0.033822	4/24/1985	0.119984
3/7/2012	3.1233	0.031233	0.033876	4/25/1985	0.119882
3/6/2012	3.0736	0.030736	0.033927	4/26/1985	0.119776
3/5/2012	3.15	0.0315	0.033984	4/29/1985	0.119679
3/2/2012	3.1024	0.031024	0.034039	4/30/1985	0.119574
3/1/2012	3.1476	0.031476	0.034096	5/1/1985	0.119466
2/29/2012	3.0848	0.030848	0.03415	5/2/1985	0.119355
2/28/2012	3.0729	0.030729	0.034209	5/3/1985	0.11924
2/27/2012	3.0475	0.030475	0.034268	5/6/1985	0.119121
2/24/2012	3.0992	0.030992	0.034329	5/7/1985	0.119004
2/23/2012	3.1387	0.031387	0.034389	5/8/1985	0.118899
2/22/2012	3.1476	0.031476	0.034447	5/9/1985	0.11879
2/21/2012	3.209	0.03209	0.034505	5/10/1985	0.118676
2/20/2012	3.1476	0.031476	0.034556	5/13/1985	0.118576
2/17/2012	3.1476	0.031476	0.034612	5/14/1985	0.118463
2/16/2012	3.1387	0.031387	0.03467	5/15/1985	0.118353
2/15/2012	3.0897	0.030897	0.03473	5/16/1985	0.118245
2/14/2012	3.0873	0.030873	0.034791	5/17/1985	0.118139
2/13/2012	3.1202	0.031202	0.034854	5/20/1985	0.118022
2/10/2012	3.1404	0.031404	0.034914	5/21/1985	0.117908
2/9/2012	3.1803	0.031803	0.034971	5/22/1985	0.117801
2/8/2012	3.1509	0.031509	0.035025	5/23/1985	0.117691
2/7/2012	3.1435	0.031435	0.035083	5/24/1985	0.117575
2/6/2012	3.0966	0.030966	0.035143	5/28/1985	0.117453
2/3/2012	3.1192	0.031192	0.035207	5/29/1985	0.117331
2/2/2012	3.0028	0.030028	0.035271	5/30/1985	0.11722
2/1/2012	2.9919	0.029919	0.035342	5/31/1985	0.117111
1/31/2012	2.9375	0.029375	0.035415	6/3/1985	0.116989
1/30/2012	2.9989	0.029989	0.035488	6/4/1985	0.116861
1/27/2012	3.0574	0.030574	0.03556	6/5/1985	0.116736
1/26/2012	3.0902	0.030902	0.035631	6/6/1985	0.116615
1/25/2012	3.1484	0.031484	0.0357	6/7/1985	0.116513
1/24/2012	3.1492	0.031492	0.035766	6/10/1985	0.116411
1/23/2012	3.1297	0.031297	0.03583	6/12/1985	0.116303



1/20/2012	3.0998	0.030998	0.035896	6/13/1985	0.116197
1/19/2012	3.0416	0.030416	0.035965	6/14/1985	0.116084
1/18/2012	2.9562	0.029562	0.03604	6/17/1985	0.11598
1/17/2012	2.8985	0.028985	0.036119	6/18/1985	0.115868
1/16/2012	2.91	0.0291	0.036203	6/19/1985	0.11576
1/13/2012	2.91	0.0291	0.03629	6/20/1985	0.115662
1/12/2012	2.971	0.02971	0.036377	6/21/1985	0.115558
1/11/2012	2.9632	0.029632	0.036459	6/24/1985	0.115465
1/10/2012	3.0242	0.030242	0.036541	6/25/1985	0.115378
1/9/2012	3.0266	0.030266	0.036615	6/26/1985	0.11529
1/6/2012	3.0156	0.030156	0.036687	6/27/1985	0.115202
1/5/2012	3.0607	0.030607	0.036761	6/28/1985	0.115103
1/4/2012	3.0274	0.030274	0.036833	7/1/1985	0.115003
1/3/2012	2.9812	0.029812	0.036907	7/2/1985	0.114902
1/2/2012	2.8941	0.028941	0.036985	7/3/1985	0.114795
12/30/2011	2.8941	0.028941	0.037065	7/5/1985	0.114682
12/29/2011	2.9025	0.029025	0.037145	7/8/1985	0.114567
12/28/2011	2.9202	0.029202	0.037224	7/9/1985	0.114453
12/27/2011	3.0314	0.030314	0.037301	7/10/1985	0.114344
12/26/2011	3.0568	0.030568	0.037371	7/11/1985	0.114237
12/23/2011	3.0568	0.030568	0.037441	7/12/1985	0.114129
12/22/2011	2.9805	0.029805	0.037509	7/15/1985	0.114029
12/21/2011	3.0008	0.030008	0.037581	7/16/1985	0.113924
12/20/2011	2.9264	0.029264	0.037649	7/17/1985	0.113823
12/19/2011	2.7861	0.027861	0.037726	7/18/1985	0.113732
12/16/2011	2.8511	0.028511	0.037813	7/19/1985	0.113644
12/15/2011	2.9173	0.029173	0.037898	7/22/1985	0.113568
12/14/2011	2.9028	0.029028	0.037977	7/23/1985	0.113489
12/13/2011	3.0111	0.030111	0.038062	7/24/1985	0.113411
12/12/2011	3.0505	0.030505	0.038145	7/25/1985	0.113335
12/9/2011	3.1072	0.031072	0.038223	7/26/1985	0.113269
12/8/2011	2.997	0.02997	0.038298	7/29/1985	0.113202
12/7/2011	3.0617	0.030617	0.038379	7/30/1985	0.113129
12/6/2011	3.0984	0.030984	0.038454	7/31/1985	0.113047
12/5/2011	3.0277	0.030277	0.038523	8/1/1985	0.112964
12/2/2011	3.0237	0.030237	0.038597	8/2/1985	0.112891
12/1/2011	3.0912	0.030912	0.03867	8/5/1985	0.112822
11/30/2011	3.0554	0.030554	0.038743	8/6/1985	0.112746
11/29/2011	2.9567	0.029567	0.038819	8/7/1985	0.112663
11/28/2011	2.929	0.02929	0.038902	8/8/1985	0.112581
11/25/2011	2.9191	0.029191	0.038989	8/9/1985	0.112492
11/24/2011	2.8343	0.028343	0.039078	8/12/1985	0.112411
11/23/2011	2.8343	0.028343	0.039169	8/13/1985	0.112336
11/22/2011	2.8803	0.028803	0.039262	8/14/1985	0.112259
11/21/2011	2.9437	0.029437	0.039351	8/15/1985	0.112185
11/18/2011	2.9941	0.029941	0.039437	8/16/1985	0.112104
11/17/2011	2.9809	0.029809	0.039522	8/19/1985	0.112023
11/16/2011	3.0302	0.030302	0.039611	8/20/1985	0.11194
11/15/2011	3.0841	0.030841	0.039695	8/21/1985	0.111855
11/14/2011	3.1057	0.031057	0.039779	8/22/1985	0.111774
11/11/2011	3.13	0.0313	0.039858	8/23/1985	0.111706
11/10/2011	3.1063	0.031063	0.039938	8/26/1985	0.111643
11/9/2011	3.028	0.03028	0.040016	8/27/1985	0.111579
11/8/2011	3.1372	0.031372	0.040096	8/28/1985	0.111518
11/7/2011	3.0997	0.030997	0.04017	8/29/1985	0.111458

11/4/2011	3.0916	0.030916	0.040243	8/30/1985	0.111395
11/3/2011	3.1216	0.031216	0.040315	9/3/1985	0.111331
11/2/2011	3.0129	0.030129	0.040388	9/4/1985	0.111266
11/1/2011	2.9998	0.029998	0.040466	9/5/1985	0.111211
10/31/2011	3.1307	0.031307	0.040541	9/6/1985	0.111168
10/28/2011	3.3754	0.033754	0.040612	9/9/1985	0.111113
10/27/2011	3.4561	0.034561	0.040671	9/10/1985	0.111109
10/26/2011	3.2205	0.032205	0.040729	9/11/1985	0.111053
10/25/2011	3.1301	0.031301	0.040794	9/12/1985	0.111008
10/24/2011	3.2707	0.032707	0.040866	9/13/1985	0.11095
10/21/2011	3.2638	0.032638	0.040929	9/16/1985	0.110896
10/20/2011	3.216	0.03216	0.040992	9/17/1985	0.11084
10/19/2011	3.1756	0.031756	0.041056	9/18/1985	0.110783
10/18/2011	3.1718	0.031718	0.041124	9/19/1985	0.11073
10/17/2011	3.1304	0.031304	0.04119	9/20/1985	0.110676
10/14/2011	3.2315	0.032315	0.041257	9/23/1985	0.110628
10/13/2011	3.1508	0.031508	0.041319	9/24/1985	0.11058
10/12/2011	3.1964	0.031964	0.041387	9/25/1985	0.110535
10/11/2011	3.0999	0.030999	0.041455	9/26/1985	0.110495
10/10/2011	3.0167	0.030167	0.04152	9/27/1985	0.110456
10/7/2011	3.0167	0.030167	0.041589	9/30/1985	0.110419
10/6/2011	2.9496	0.029496	0.041655	10/1/1985	0.110377
10/5/2011	2.8519	0.028519	0.041729	10/2/1985	0.11033
10/4/2011	2.8039	0.028039	0.041808	10/3/1985	0.110283
10/3/2011	2.7246	0.027246	0.041894	10/4/1985	0.110238
9/30/2011	2.9134	0.029134	0.041978	10/7/1985	0.110195
9/29/2011	3.0537	0.030537	0.042056	10/8/1985	0.110148
9/28/2011	3.07	0.0307	0.042127	10/9/1985	0.1101
9/27/2011	3.0693	0.030693	0.042195	#####	0.110046
9/26/2011	2.9925	0.029925	0.042263	#####	0.109995
9/23/2011	2.9002	0.029002	0.042335	#####	0.109944
9/22/2011	2.7977	0.027977	0.042412	#####	0.109894
9/21/2011	2.9942	0.029942	0.042499	#####	0.109836
9/20/2011	3.2024	0.032024	0.042579	#####	0.109779
9/19/2011	3.2184	0.032184	0.042645	#####	0.109727
9/16/2011	3.313	0.03313	0.042705	#####	0.109678
9/15/2011	3.3565	0.033565	0.04276	#####	0.109627
9/14/2011	3.271	0.03271	0.042813	#####	0.109579
9/13/2011	3.3273	0.033273	0.042872	#####	0.109533
9/12/2011	3.2509	0.032509	0.042924	#####	0.109492
9/9/2011	3.2463	0.032463	0.042973	#####	0.109435
9/8/2011	3.3086	0.033086	0.043027	#####	0.109376
9/7/2011	3.367	0.03367	0.043074	#####	0.109314
9/6/2011	3.272	0.03272	0.043118	11/1/1985	0.109249
9/5/2011	3.2969	0.032969	0.043159	11/4/1985	0.109173
9/2/2011	3.2969	0.032969	0.043202	11/5/1985	0.109101
9/1/2011	3.4945	0.034945	0.043247	11/6/1985	0.109029
8/31/2011	3.6008	0.036008	0.043286	11/7/1985	0.108962
8/30/2011	3.5225	0.035225	0.04332	11/8/1985	0.108896
8/29/2011	3.5916	0.035916	0.043354	#####	0.108822
8/26/2011	3.535	0.03535	0.043384	#####	0.108748
8/25/2011	3.6009	0.036009	0.04342	#####	0.108675
8/24/2011	3.6534	0.036534	0.043454	#####	0.108601
8/23/2011	3.4931	0.034931	0.043485	#####	0.108523
8/22/2011	3.4233	0.034233	0.043524	#####	0.108447

8/19/2011	3.3904	0.033904	0.043574	#####	0.108368
8/18/2011	3.4193	0.034193	0.043618	#####	0.108296
8/17/2011	3.5633	0.035633	0.043659	#####	0.10823
8/16/2011	3.6671	0.036671	0.043693	#####	0.108171
8/15/2011	3.771	0.03771	0.043722	#####	0.10811
8/12/2011	3.7257	0.037257	0.043739	#####	0.108046
8/11/2011	3.769	0.03769	0.043759	#####	0.107984
8/10/2011	3.5146	0.035146	0.043774	12/2/1985	0.107925
8/9/2011	3.6181	0.036181	0.0438	12/3/1985	0.107859
8/8/2011	3.653	0.03653	0.043816	12/4/1985	0.107786
8/5/2011	3.8458	0.038458	0.043833	12/5/1985	0.107715
8/4/2011	3.6707	0.036707	0.04384	12/6/1985	0.107644
8/3/2011	3.902	0.03902	0.043859	12/9/1985	0.107564
8/2/2011	3.9088	0.039088	0.043867	#####	0.107482
8/1/2011	4.0795	0.040795	0.043871	#####	0.107395
7/29/2011	4.1184	0.041184	0.043862	#####	0.107306
7/28/2011	4.2556	0.042556	0.043853	#####	0.107218
7/27/2011	4.2851	0.042851	0.043838	#####	0.10713
7/26/2011	4.2823	0.042823	0.043819	#####	0.107031
7/25/2011	4.3194	0.043194	0.0438	#####	0.106931
7/22/2011	4.2575	0.042575	0.043782	#####	0.106824
7/21/2011	4.312	0.04312	0.043768	#####	0.106697
7/20/2011	4.252	0.04252	0.043748	#####	0.106573
7/19/2011	4.1902	0.041902	0.043726	#####	0.106444
7/18/2011	4.3083	0.043083	0.043708	#####	0.106314
7/15/2011	4.2465	0.042465	0.04368	#####	0.106193
7/14/2011	4.2539	0.042539	0.043655	#####	0.106069
7/13/2011	4.1722	0.041722	0.043628	#####	0.105948
7/12/2011	4.1677	0.041677	0.043603	1/2/1986	0.105821
7/11/2011	4.2083	0.042083	0.043582	1/3/1986	0.105691
7/8/2011	4.2824	0.042824	0.043557	1/6/1986	0.10556
7/7/2011	4.3662	0.043662	0.043528	1/7/1986	0.105424
7/6/2011	4.3625	0.043625	0.043494	1/8/1986	0.1053
7/5/2011	4.3728	0.043728	0.04346	1/9/1986	0.105186
7/4/2011	4.3908	0.043908	0.043425	1/10/1986	0.105074
7/1/2011	4.3908	0.043908	0.043391	1/13/1986	0.104967
6/30/2011	4.371	0.04371	0.043361	1/14/1986	0.104857
6/29/2011	4.3766	0.043766	0.043329	1/15/1986	0.104737
6/28/2011	4.3242	0.043242	0.043298	1/16/1986	0.10462
6/27/2011	4.2954	0.042954	0.043271	1/17/1986	0.10451
6/24/2011	4.1832	0.041832	0.04325	1/21/1986	0.104398
6/23/2011	4.168	0.04168	0.043236	1/22/1986	0.104286
6/22/2011	4.2149	0.042149	0.043224	1/23/1986	0.104172
6/21/2011	4.2185	0.042185	0.043206	1/24/1986	0.104061
6/20/2011	4.1977	0.041977	0.043185	1/27/1986	0.103942
6/17/2011	4.205	0.04205	0.043168	1/28/1986	0.103827
6/16/2011	4.1753	0.041753	0.043151	1/29/1986	0.103717
6/15/2011	4.1996	0.041996	0.043134	1/30/1986	0.103614
6/14/2011	4.2964	0.042964	0.043111	1/31/1986	0.103511
6/13/2011	4.2005	0.042005	0.043079	2/3/1986	0.103405
6/10/2011	4.1816	0.041816	0.043058	2/4/1986	0.103303
6/9/2011	4.215	0.04215	0.043038	2/5/1986	0.103201
6/8/2011	4.1853	0.041853	0.043013	2/6/1986	0.103103
6/7/2011	4.2579	0.042579	0.042986	2/7/1986	0.103005
6/6/2011	4.2579	0.042579	0.042949	2/10/1986	0.102905

6/3/2011	4.2224	0.042224	0.042915	2/11/1986	0.102798
6/2/2011	4.2442	0.042442	0.042889	2/12/1986	0.102685
6/1/2011	4.1415	0.041415	0.042852	2/13/1986	0.102565
5/31/2011	4.2242	0.042242	0.042823	2/14/1986	0.102442
5/30/2011	4.2424	0.042424	0.04279	2/18/1986	0.102311
5/27/2011	4.2424	0.042424	0.042761	2/19/1986	0.102183
5/26/2011	4.2225	0.042225	0.042732	2/20/1986	0.102057
5/25/2011	4.2819	0.042819	0.042704	2/21/1986	0.101925
5/24/2011	4.2498	0.042498	0.042676	2/24/1986	0.101792
5/23/2011	4.2663	0.042663	0.042652	2/25/1986	0.101659
5/20/2011	4.2976	0.042976	0.042624	2/26/1986	0.101518
5/19/2011	4.3032	0.043032	0.042602	2/27/1986	0.101365
5/18/2011	4.2949	0.042949	0.042584	2/28/1986	0.101212
5/17/2011	4.2271	0.042271	0.042565	3/3/1986	0.101057
5/16/2011	4.2719	0.042719	0.042554	3/4/1986	0.100901
5/13/2011	4.3078	0.043078	0.042541	3/5/1986	0.100762
5/12/2011	4.3469	0.043469	0.042526	3/6/1986	0.100618
5/11/2011	4.3032	0.043032	0.042511	3/7/1986	0.100475
5/10/2011	4.3506	0.043506	0.0425	3/10/1986	0.100329
5/9/2011	4.3085	0.043085	0.042485	3/11/1986	0.100184
5/6/2011	4.2855	0.042855	0.042472	3/12/1986	0.100039
5/5/2011	4.2556	0.042556	0.042457	3/13/1986	0.099888
5/4/2011	4.3211	0.043211	0.042449	3/14/1986	0.099741
5/3/2011	4.3507	0.043507	0.042436	3/17/1986	0.099598
5/2/2011	4.3786	0.043786	0.042422	3/18/1986	0.099461
4/29/2011	4.3968	0.043968	0.042404	3/19/1986	0.099326
4/28/2011	4.4141	0.044141	0.042385	3/20/1986	0.099189
4/27/2011	4.4526	0.044526	0.042362	3/21/1986	0.09906
4/26/2011	4.3905	0.043905	0.042334	3/24/1986	0.098937
4/25/2011	4.4554	0.044554	0.042313	3/25/1986	0.098816
4/22/2011	4.4646	0.044646	0.042289	3/26/1986	0.098692
4/21/2011	4.4739	0.044739	0.042263	3/27/1986	0.098556
4/20/2011	4.4656	0.044656	0.042238	3/31/1986	0.098402
4/19/2011	4.4316	0.044316	0.042216	4/1/1986	0.098253
4/18/2011	4.4564	0.044564	0.0422	4/2/1986	0.098099
4/15/2011	4.4684	0.044684	0.04218	4/3/1986	0.09795
4/14/2011	4.5485	0.045485	0.042159	4/4/1986	0.09781
4/13/2011	4.5429	0.045429	0.042132	4/7/1986	0.097676
4/12/2011	4.575	0.04575	0.042102	4/8/1986	0.097532
4/11/2011	4.6542	0.046542	0.042068	4/9/1986	0.09738
4/8/2011	4.6417	0.046417	0.042033	4/10/1986	0.097221
4/7/2011	4.6159	0.046159	0.041998	4/11/1986	0.097061
4/6/2011	4.5949	0.045949	0.041962	4/14/1986	0.096895
4/5/2011	4.5038	0.045038	0.041926	4/15/1986	0.096726
4/4/2011	4.476	0.04476	0.041898	4/16/1986	0.09655
4/1/2011	4.4853	0.044853	0.041874	4/17/1986	0.096379
3/31/2011	4.5076	0.045076	0.041853	4/18/1986	0.096215
3/30/2011	4.502	0.04502	0.041833	4/21/1986	0.096051
3/29/2011	4.5441	0.045441	0.04181	4/22/1986	0.095896
3/28/2011	4.4946	0.044946	0.041788	4/23/1986	0.095747
3/25/2011	4.5002	0.045002	0.041772	4/24/1986	0.095614
3/24/2011	4.4826	0.044826	0.041754	4/25/1986	0.095478
3/23/2011	4.4477	0.044477	0.041736	4/28/1986	0.095339
3/22/2011	4.4367	0.044367	0.041723	4/29/1986	0.095192
3/21/2011	4.4514	0.044514	0.041712	4/30/1986	0.095043

3/18/2011	4.4166	0.044166	0.041698	5/1/1986	0.094898
3/17/2011	4.4358	0.044358	0.041685	5/2/1986	0.094757
3/16/2011	4.3553	0.043553	0.041675	5/5/1986	0.094612
3/15/2011	4.4542	0.044542	0.041662	5/6/1986	0.094472
3/14/2011	4.5349	0.045349	0.041645	5/7/1986	0.094322
3/11/2011	4.548	0.04548	0.041622	5/8/1986	0.094168
3/10/2011	4.4986	0.044986	0.041601	5/9/1986	0.094006
3/9/2011	4.6067	0.046067	0.04159	5/12/1986	0.093849
3/8/2011	4.6632	0.046632	0.041572	5/13/1986	0.093689
3/7/2011	4.6219	0.046219	0.041547	5/14/1986	0.093531
3/4/2011	4.5963	0.045963	0.041527	5/15/1986	0.093372
3/3/2011	4.6191	0.046191	0.041507	5/16/1986	0.093215
3/2/2011	4.5661	0.045661	0.041489	5/19/1986	0.093062
3/1/2011	4.4794	0.044794	0.041465	5/20/1986	0.092906
2/28/2011	4.5007	0.045007	0.041444	5/21/1986	0.092753
2/25/2011	4.496	0.04496	0.041423	5/22/1986	0.09259
2/24/2011	4.5417	0.045417	0.041404	5/23/1986	0.092426
2/23/2011	4.5822	0.045822	0.041381	5/27/1986	0.092259
2/22/2011	4.6031	0.046031	0.041364	5/28/1986	0.092097
2/21/2011	4.6836	0.046836	0.041345	5/29/1986	0.091949
2/18/2011	4.6836	0.046836	0.041329	5/30/1986	0.091806
2/17/2011	4.6682	0.046682	0.041312	6/2/1986	0.09167
2/16/2011	4.6798	0.046798	0.041299	6/3/1986	0.091526
2/15/2011	4.6615	0.046615	0.04129	6/4/1986	0.091391
2/14/2011	4.6711	0.046711	0.041277	6/5/1986	0.091251
2/11/2011	4.6876	0.046876	0.041264	6/6/1986	0.091109
2/10/2011	4.7642	0.047642	0.041244	6/9/1986	0.090972
2/9/2011	4.711	0.04711	0.041216	6/10/1986	0.090836
2/8/2011	4.7652	0.047652	0.041199	6/11/1986	0.090701
2/7/2011	4.6965	0.046965	0.041182	6/12/1986	0.090563
2/4/2011	4.7275	0.047275	0.041173	6/13/1986	0.090414
2/3/2011	4.6645	0.046645	0.041163	6/16/1986	0.090265
2/2/2011	4.6196	0.046196	0.041159	6/17/1986	0.090117
2/1/2011	4.6165	0.046165	0.041159	6/18/1986	0.089971
1/31/2011	4.5711	0.045711	0.041157	6/19/1986	0.089829
1/28/2011	4.5282	0.045282	0.041162	6/20/1986	0.089678
1/27/2011	4.5691	0.045691	0.041168	6/23/1986	0.089528
1/26/2011	4.5861	0.045861	0.041172	6/24/1986	0.089376
1/25/2011	4.4896	0.044896	0.041173	6/25/1986	0.08922
1/24/2011	4.557	0.04557	0.041182	6/26/1986	0.089052
1/21/2011	4.565	0.04565	0.041189	6/27/1986	0.08888
1/20/2011	4.6093	0.046093	0.041195	6/30/1986	0.088707
1/19/2011	4.5271	0.045271	0.0412	7/1/1986	0.088532
1/18/2011	4.563	0.04563	0.04121	7/2/1986	0.088355
1/17/2011	4.5281	0.045281	0.041216	7/3/1986	0.088184
1/14/2011	4.5301	0.045301	0.041224	7/7/1986	0.088013
1/13/2011	4.4984	0.044984	0.041235	7/8/1986	0.087844
1/12/2011	4.531	0.04531	0.041247	7/9/1986	0.087667
1/11/2011	4.4876	0.044876	0.041258	7/10/1986	0.087493
1/10/2011	4.4611	0.044611	0.041275	7/11/1986	0.087323
1/7/2011	4.4846	0.044846	0.041294	7/14/1986	0.087148
1/6/2011	4.5112	0.045112	0.04131	7/15/1986	0.086976
1/5/2011	4.5439	0.045439	0.041321	7/16/1986	0.086809
1/4/2011	4.4106	0.044106	0.041329	7/17/1986	0.086643
1/3/2011	4.3971	0.043971	0.041346	7/18/1986	0.086475



12/31/2010	4.3341	0.043341	0.041365	7/21/1986	0.086306
12/30/2010	4.4231	0.044231	0.041385	7/22/1986	0.086142
12/29/2010	4.4309	0.044309	0.041402	7/23/1986	0.085982
12/28/2010	4.5319	0.045319	0.041417	7/24/1986	0.085822
12/27/2010	4.4019	0.044019	0.041421	7/25/1986	0.085661
12/24/2010	4.4698	0.044698	0.041429	7/28/1986	0.085507
12/23/2010	4.4698	0.044698	0.041434	7/29/1986	0.08535
12/22/2010	4.4464	0.044464	0.04144	7/30/1986	0.085193
12/21/2010	4.4183	0.044183	0.041446	7/31/1986	0.085034
12/20/2010	4.4415	0.044415	0.041455	8/1/1986	0.084877
12/17/2010	4.4367	0.044367	0.041464	8/4/1986	0.084723
12/16/2010	4.5338	0.045338	0.041474	8/5/1986	0.084572
12/15/2010	4.5947	0.045947	0.04148	8/6/1986	0.084428
12/14/2010	4.5288	0.045288	0.041485	8/7/1986	0.084283
12/13/2010	4.4076	0.044076	0.041492	8/8/1986	0.084132
12/10/2010	4.4289	0.044289	0.041506	8/11/1986	0.083981
12/9/2010	4.398	0.04398	0.041517	8/12/1986	0.083829
12/8/2010	4.4561	0.044561	0.041525	8/13/1986	0.083673
12/7/2010	4.3674	0.043674	0.041531	8/14/1986	0.083515
12/6/2010	4.2397	0.042397	0.041541	8/15/1986	0.083353
12/3/2010	4.3143	0.043143	0.041557	8/18/1986	0.0832
12/2/2010	4.2545	0.042545	0.041569	8/19/1986	0.083046
12/1/2010	4.2397	0.042397	0.041585	8/20/1986	0.082891
11/30/2010	4.1104	0.041104	0.041605	8/21/1986	0.08274
11/29/2010	4.1401	0.041401	0.041631	8/22/1986	0.082593
11/26/2010	4.2093	0.042093	0.04166	8/25/1986	0.082446
11/25/2010	4.275	0.04275	0.041685	8/26/1986	0.082297
11/24/2010	4.2797	0.042797	0.041708	8/28/1986	0.082151
11/23/2010	4.1901	0.041901	0.041729	8/29/1986	0.082004
11/22/2010	4.2048	0.042048	0.041751	9/2/1986	0.081869
11/19/2010	4.2444	0.042444	0.041773	9/3/1986	0.081735
11/18/2010	4.2807	0.042807	0.041793	9/4/1986	0.081598
11/17/2010	4.2853	0.042853	0.041812	9/5/1986	0.081468
11/16/2010	4.2648	0.042648	0.04183	9/8/1986	0.081348
11/15/2010	4.4153	0.044153	0.041846	9/9/1986	0.081222
11/12/2010	4.2844	0.042844	0.04185	9/10/1986	0.081103
11/11/2010	4.243	0.04243	0.041862	9/11/1986	0.080993
11/10/2010	4.2311	0.042311	0.041877	9/12/1986	0.080877
11/9/2010	4.2466	0.042466	0.041897	9/15/1986	0.080761
11/8/2010	4.1201	0.041201	0.041913	9/16/1986	0.080647
11/5/2010	4.1192	0.041192	0.041935	9/17/1986	0.080534
11/4/2010	4.0713	0.040713	0.041954	9/18/1986	0.080429
11/3/2010	4.0398	0.040398	0.041977	9/19/1986	0.080323
11/2/2010	3.9266	0.039266	0.042004	9/22/1986	0.080218
11/1/2010	4.0029	0.040029	0.042035	9/23/1986	0.08011
10/29/2010	3.9828	0.039828	0.042062	9/24/1986	0.079998
10/28/2010	4.049	0.04049	0.04209	9/25/1986	0.079888
10/27/2010	4.0564	0.040564	0.042112	9/26/1986	0.079784
10/26/2010	3.9946	0.039946	0.042136	9/29/1986	0.079685
10/25/2010	3.9095	0.039095	0.042165	9/30/1986	0.079588
10/22/2010	3.9293	0.039293	0.042199	10/1/1986	0.079492
10/21/2010	3.9609	0.039609	0.042231	10/2/1986	0.079397
10/20/2010	3.8899	0.038899	0.042265	10/3/1986	0.079301
10/19/2010	3.9131	0.039131	0.042306	10/6/1986	0.07921
10/18/2010	3.9537	0.039537	0.042341	10/7/1986	0.079117

10/15/2010	3.9791	0.039791	0.04238	10/8/1986	0.079028
10/14/2010	3.9149	0.039149	0.042417	10/9/1986	0.078942
10/13/2010	3.8166	0.038166	0.042455	#####	0.078859
10/12/2010	3.8192	0.038192	0.042499	#####	0.078782
10/11/2010	3.7489	0.037489	0.042538	#####	0.078705
10/8/2010	3.7489	0.037489	0.042583	#####	0.078632
10/7/2010	3.7121	0.037121	0.042627	#####	0.07856
10/6/2010	3.6747	0.036747	0.042673	#####	0.078492
10/5/2010	3.7472	0.037472	0.04272	#####	0.078419
10/4/2010	3.7061	0.037061	0.042765	#####	0.078344
10/1/2010	3.7147	0.037147	0.042814	#####	0.078265
9/30/2010	3.6849	0.036849	0.042862	#####	0.078195
9/29/2010	3.6841	0.036841	0.042912	#####	0.078115
9/28/2010	3.6579	0.036579	0.042958	#####	0.078032
9/27/2010	3.7181	0.037181	0.043006	#####	0.077937
9/24/2010	3.794	0.03794	0.043048	#####	0.077837
9/23/2010	3.7301	0.037301	0.043081	#####	0.077739
9/22/2010	3.7499	0.037499	0.043115	11/3/1986	0.077648
9/21/2010	3.7845	0.037845	0.043154	11/4/1986	0.077558
9/20/2010	3.8757	0.038757	0.043191	11/5/1986	0.077467
9/17/2010	3.9033	0.039033	0.043221	11/6/1986	0.077373
9/16/2010	3.9248	0.039248	0.043251	11/7/1986	0.077285
9/15/2010	3.8713	0.038713	0.04328	#####	0.077195
9/14/2010	3.7993	0.037993	0.043308	#####	0.077104
9/13/2010	3.8483	0.038483	0.043336	#####	0.077015
9/10/2010	3.8687	0.038687	0.043363	#####	0.076927
9/9/2010	3.8387	0.038387	0.043389	#####	0.076834
9/8/2010	3.7294	0.037294	0.043414	#####	0.076743
9/7/2010	3.6616	0.036616	0.04344	#####	0.076648
9/6/2010	3.7837	0.037837	0.043471	#####	0.07656
9/3/2010	3.7811	0.037811	0.043491	#####	0.07647
9/2/2010	3.7141	0.037141	0.043512	#####	0.076375
9/1/2010	3.6457	0.036457	0.043538	#####	0.076284
8/31/2010	3.5155	0.035155	0.043568	#####	0.07619
8/30/2010	3.5809	0.035809	0.043604	#####	0.0761
8/27/2010	3.6896	0.036896	0.043639	12/1/1986	0.076012
8/26/2010	3.5115	0.035115	0.043669	12/2/1986	0.075923
8/25/2010	3.5695	0.035695	0.043707	12/3/1986	0.075836
8/24/2010	3.5605	0.035605	0.043744	12/4/1986	0.075752
8/23/2010	3.6618	0.036618	0.043779	12/5/1986	0.075676
8/20/2010	3.6601	0.036601	0.043809	12/8/1986	0.075596
8/19/2010	3.6543	0.036543	0.043844	12/9/1986	0.07552
8/18/2010	3.7331	0.037331	0.043881	#####	0.075451
8/17/2010	3.7632	0.037632	0.043915	#####	0.075387
8/16/2010	3.711	0.03711	0.043947	#####	0.075326
8/13/2010	3.8538	0.038538	0.043981	#####	0.075274
8/12/2010	3.9476	0.039476	0.044009	#####	0.075228
8/11/2010	3.9188	0.039188	0.044031	#####	0.075183
8/10/2010	4.0044	0.040044	0.044055	#####	0.075146
8/9/2010	4.0165	0.040165	0.044071	#####	0.075112
8/6/2010	3.994	0.03994	0.044084	#####	0.075067
8/5/2010	4.0505	0.040505	0.044095	#####	0.075025
8/4/2010	4.0795	0.040795	0.044109	#####	0.074984
8/3/2010	4.0488	0.040488	0.044118	#####	0.074951
8/2/2010	4.0619	0.040619	0.04413	#####	0.074928

7/30/2010	3.9881	0.039881	0.044145	#####	0.074903
7/29/2010	4.0778	0.040778	0.04416	#####	0.074881
7/28/2010	4.0638	0.040638	0.044168	1/2/1987	0.074854
7/27/2010	4.0787	0.040787	0.044175	1/5/1987	0.074821
7/26/2010	4.0185	0.040185	0.04418	1/6/1987	0.074791
7/23/2010	4.0142	0.040142	0.044189	1/7/1987	0.074756
7/22/2010	3.9498	0.039498	0.0442	1/8/1987	0.074725
7/21/2010	3.8889	0.038889	0.044218	1/9/1987	0.07469
7/20/2010	3.9789	0.039789	0.044236	1/12/1987	0.07466
7/19/2010	3.9772	0.039772	0.044248	1/13/1987	0.074634
7/16/2010	3.9379	0.039379	0.04426	1/14/1987	0.074615
7/15/2010	3.9859	0.039859	0.044274	1/15/1987	0.074604
7/14/2010	4.0282	0.040282	0.044279	1/16/1987	0.074599
7/13/2010	4.1063	0.041063	0.044278	1/20/1987	0.074592
7/12/2010	4.0561	0.040561	0.044276	1/21/1987	0.074589
7/9/2010	4.0361	0.040361	0.044274	1/22/1987	0.074582
7/8/2010	4.0119	0.040119	0.044272	1/23/1987	0.074577
7/7/2010	3.9569	0.039569	0.044269	1/26/1987	0.074571
7/6/2010	3.89	0.0389	0.044274	1/27/1987	0.074577
7/5/2010	3.9425	0.039425	0.04428	1/28/1987	0.074584
7/2/2010	3.9425	0.039425	0.044285	1/29/1987	0.074591
7/1/2010	3.8944	0.038944	0.044292	1/30/1987	0.074597
6/30/2010	3.8885	0.038885	0.044306	2/2/1987	0.074607
6/29/2010	3.9316	0.039316	0.044322	2/3/1987	0.074617
6/28/2010	4.0009	0.040009	0.044335	2/4/1987	0.074637
6/25/2010	4.0625	0.040625	0.044346	2/5/1987	0.074651
6/24/2010	4.1039	0.041039	0.044354	2/6/1987	0.074667
6/23/2010	4.06	0.0406	0.044357	2/9/1987	0.074685
6/22/2010	4.1004	0.041004	0.044367	2/10/1987	0.074699
6/21/2010	4.1626	0.041626	0.044375	2/11/1987	0.074707
6/18/2010	4.1439	0.041439	0.044379	2/12/1987	0.074704
6/17/2010	4.1217	0.041217	0.04438	2/13/1987	0.074705
6/16/2010	4.1816	0.041816	0.044384	2/17/1987	0.07471
6/15/2010	4.2195	0.042195	0.044392	2/18/1987	0.074718
6/14/2010	4.1789	0.041789	0.044397	2/19/1987	0.074723
6/11/2010	4.1493	0.041493	0.044401	2/20/1987	0.074723
6/10/2010	4.2332	0.042332	0.044407	2/23/1987	0.074718
6/9/2010	4.1103	0.041103	0.044403	2/24/1987	0.07472
6/8/2010	4.1103	0.041103	0.044404	2/25/1987	0.074722
6/7/2010	4.0813	0.040813	0.044408	2/26/1987	0.074721
6/4/2010	4.1299	0.041299	0.044413	2/27/1987	0.074724
6/3/2010	4.2698	0.042698	0.044416	3/2/1987	0.074729
6/2/2010	4.2388	0.042388	0.044414	3/3/1987	0.074731
6/1/2010	4.179	0.04179	0.044412	3/4/1987	0.074732
5/31/2010	4.2043	0.042043	0.044414	3/5/1987	0.074732
5/28/2010	4.2088	0.042088	0.044417	3/6/1987	0.07473
5/27/2010	4.2553	0.042553	0.044425	3/9/1987	0.074724
5/26/2010	4.0921	0.040921	0.044425	3/10/1987	0.074715
5/25/2010	4.057	0.04057	0.044435	3/11/1987	0.074714
5/24/2010	4.0842	0.040842	0.04445	3/12/1987	0.074711
5/21/2010	4.0991	0.040991	0.044462	3/13/1987	0.07471
5/20/2010	4.0878	0.040878	0.044478	3/16/1987	0.074714
5/19/2010	4.2435	0.042435	0.044495	3/17/1987	0.07472
5/18/2010	4.2289	0.042289	0.044509	3/18/1987	0.074722
5/17/2010	4.359	0.04359	0.04452	3/19/1987	0.074712



5/14/2010	4.3357	0.043357	0.044528	3/20/1987	0.074701
5/13/2010	4.4271	0.044271	0.044542	3/23/1987	0.074683
5/12/2010	4.4803	0.044803	0.044547	3/24/1987	0.07467
5/11/2010	4.4197	0.044197	0.04455	3/25/1987	0.074654
5/10/2010	4.4104	0.044104	0.044553	3/26/1987	0.074638
5/7/2010	4.2749	0.042749	0.044552	3/27/1987	0.074637
5/6/2010	4.2003	0.042003	0.044553	3/30/1987	0.07464
5/5/2010	4.3847	0.043847	0.044564	3/31/1987	0.074649
5/4/2010	4.4123	0.044123	0.04457	4/1/1987	0.074656
5/3/2010	4.5266	0.045266	0.044577	4/2/1987	0.07467
4/30/2010	4.5172	0.045172	0.044582	4/3/1987	0.07469
4/29/2010	4.5888	0.045888	0.044583	4/6/1987	0.074709
4/28/2010	4.6265	0.046265	0.044581	4/7/1987	0.074736
4/27/2010	4.5763	0.045763	0.044572	4/8/1987	0.074758
4/26/2010	4.6646	0.046646	0.044563	4/9/1987	0.074785
4/23/2010	4.6597	0.046597	0.044555	4/10/1987	0.074822
4/22/2010	4.6363	0.046363	0.044549	4/13/1987	0.074867
4/21/2010	4.6159	0.046159	0.04454	4/14/1987	0.074919
4/20/2010	4.6734	0.046734	0.044533	4/15/1987	0.074965
4/19/2010	4.6941	0.046941	0.044518	4/16/1987	0.075008
4/16/2010	4.6705	0.046705	0.044495	4/20/1987	0.075064
4/15/2010	4.7149	0.047149	0.044472	4/21/1987	0.075118
4/14/2010	4.7298	0.047298	0.044451	4/22/1987	0.075183
4/13/2010	4.6813	0.046813	0.044424	4/23/1987	0.075248
4/12/2010	4.6961	0.046961	0.044405	4/24/1987	0.075324
4/9/2010	4.7397	0.047397	0.044388	4/27/1987	0.075396
4/8/2010	4.7527	0.047527	0.044368	4/28/1987	0.075459
4/7/2010	4.7377	0.047377	0.044346	4/29/1987	0.075536
4/6/2010	4.8324	0.048324	0.044325	4/30/1987	0.075602
4/5/2010	4.8395	0.048395	0.0443	5/1/1987	0.075672
4/2/2010	4.806	0.04806	0.044273	5/4/1987	0.075749
4/1/2010	4.7278	0.047278	0.044249	5/5/1987	0.075826
3/31/2010	4.7129	0.047129	0.044229	5/6/1987	0.075904
3/30/2010	4.7457	0.047457	0.044215	5/7/1987	0.07598
3/29/2010	4.7677	0.047677	0.044196	5/8/1987	0.07605
3/26/2010	4.7457	0.047457	0.044179	5/11/1987	0.07613
3/25/2010	4.7577	0.047577	0.044167	5/12/1987	0.076201
3/24/2010	4.7318	0.047318	0.044159	5/13/1987	0.076269
3/23/2010	4.6054	0.046054	0.044148	5/14/1987	0.076336
3/22/2010	4.5679	0.045679	0.044142	5/15/1987	0.076412
3/19/2010	4.5794	0.045794	0.044141	5/18/1987	0.076478
3/18/2010	4.591	0.04591	0.044145	5/19/1987	0.076558
3/17/2010	4.566	0.04566	0.04415	5/20/1987	0.076637
3/16/2010	4.5871	0.045871	0.04416	5/21/1987	0.076719
3/15/2010	4.6267	0.046267	0.044163	5/22/1987	0.076792
3/12/2010	4.6248	0.046248	0.044162	5/26/1987	0.076852
3/11/2010	4.6667	0.046667	0.044163	5/27/1987	0.076913
3/10/2010	4.6912	0.046912	0.044158	5/28/1987	0.07697
3/9/2010	4.6755	0.046755	0.044146	5/29/1987	0.077025
3/8/2010	4.6863	0.046863	0.044136	6/1/1987	0.077085
3/5/2010	4.6423	0.046423	0.044129	6/2/1987	0.077164
3/4/2010	4.5556	0.045556	0.044113	6/3/1987	0.077235
3/3/2010	4.5853	0.045853	0.04411	6/4/1987	0.077308
3/2/2010	4.5671	0.045671	0.044112	6/5/1987	0.077376
3/1/2010	4.5576	0.045576	0.044108	6/8/1987	0.077446

2/26/2010	4.5566	0.045566	0.0441	6/9/1987	0.07752
2/25/2010	4.5748	0.045748	0.044091	6/10/1987	0.077598
2/24/2010	4.6356	0.046356	0.044078	6/11/1987	0.077673
2/23/2010	4.6298	0.046298	0.044053	6/12/1987	0.077738
2/22/2010	4.7269	0.047269	0.044032	6/15/1987	0.077796
2/19/2010	4.7031	0.047031	0.044006	6/16/1987	0.077857
2/18/2010	4.7309	0.047309	0.043975	6/17/1987	0.077917
2/17/2010	4.6972	0.046972	0.043941	6/18/1987	0.077978
2/16/2010	4.6318	0.046318	0.043911	6/19/1987	0.078042
2/15/2010	4.6493	0.046493	0.043887	6/22/1987	0.078096
2/12/2010	4.6463	0.046463	0.043864	6/23/1987	0.078148
2/11/2010	4.6646	0.046646	0.043845	6/24/1987	0.078199
2/10/2010	4.6364	0.046364	0.043827	6/25/1987	0.078244
2/9/2010	4.5835	0.045835	0.0438	6/26/1987	0.078288
2/8/2010	4.4972	0.044972	0.043774	6/29/1987	0.078338
2/5/2010	4.5186	0.045186	0.043752	6/30/1987	0.078385
2/4/2010	4.5499	0.045499	0.043729	7/1/1987	0.078423
2/3/2010	4.6383	0.046383	0.043703	7/2/1987	0.078461
2/2/2010	4.5588	0.045588	0.043673	7/6/1987	0.0785
2/1/2010	4.5617	0.045617	0.043643	7/7/1987	0.078536
1/29/2010	4.4884	0.044884	0.043606	7/8/1987	0.078577
1/28/2010	4.5489	0.045489	0.043576	7/9/1987	0.078615
1/27/2010	4.5627	0.045627	0.043538	7/10/1987	0.078647
1/26/2010	4.5528	0.045528	0.0435	7/13/1987	0.078685
1/25/2010	4.5469	0.045469	0.043459	7/14/1987	0.078725
1/22/2010	4.5312	0.045312	0.043416	7/15/1987	0.078773
1/21/2010	4.4932	0.044932	0.04338	7/16/1987	0.07882
1/20/2010	4.5342	0.045342	0.043341	7/17/1987	0.078866
1/19/2010	4.5873	0.045873	0.043297	7/20/1987	0.078912
1/18/2010	4.5814	0.045814	0.04325	7/21/1987	0.078968
1/15/2010	4.5814	0.045814	0.043207	7/22/1987	0.079028
1/14/2010	4.6271	0.046271	0.043165	7/23/1987	0.079085
1/13/2010	4.712	0.04712	0.043122	7/24/1987	0.07915
1/12/2010	4.6171	0.046171	0.043069	7/27/1987	0.079215
1/11/2010	4.7314	0.047314	0.043024	7/28/1987	0.079281
1/8/2010	4.715	0.04715	0.042974	7/29/1987	0.079341
1/7/2010	4.6855	0.046855	0.042923	7/30/1987	0.079402
1/6/2010	4.6875	0.046875	0.042868	7/31/1987	0.079464
1/5/2010	4.6091	0.046091	0.042809	8/3/1987	0.079525
1/4/2010	4.6431	0.046431	0.042755	8/4/1987	0.079588
1/1/2010	4.6281	0.046281	0.042703	8/5/1987	0.079645
12/31/2009	4.6411	0.046411	0.042652	8/6/1987	0.0797
12/30/2009	4.6091	0.046091	0.042603	8/7/1987	0.07975
12/29/2009	4.637	0.04637	0.042559	8/10/1987	0.079806
12/28/2009	4.6894	0.046894	0.042509	8/11/1987	0.079866
12/25/2009	4.6834	0.046834	0.042459	8/12/1987	0.079927
12/24/2009	4.6833	0.046833	0.042408	8/13/1987	0.079977
12/23/2009	4.607	0.04607	0.042356	8/14/1987	0.080028
12/22/2009	4.61	0.0461	0.042302	8/17/1987	0.080079
12/21/2009	4.5586	0.045586	0.042263	8/18/1987	0.080141
12/18/2009	4.4575	0.044575	0.042223	8/19/1987	0.080211
12/17/2009	4.4164	0.044164	0.042183	8/20/1987	0.080277
12/16/2009	4.5243	0.045243	0.042143	8/21/1987	0.080347
12/15/2009	4.5214	0.045214	0.0421	8/24/1987	0.080417
12/14/2009	4.4816	0.044816	0.04206	8/25/1987	0.080484

12/11/2009	4.5009	0.045009	0.042014	8/26/1987	0.080556
12/10/2009	4.5058	0.045058	0.041967	8/27/1987	0.080629
12/9/2009	4.4184	0.044184	0.041916	8/28/1987	0.080707
12/8/2009	4.3739	0.043739	0.041878	8/31/1987	0.080785
12/7/2009	4.3843	0.043843	0.04184	9/1/1987	0.080869
12/4/2009	4.3947	0.043947	0.041801	9/2/1987	0.080965
12/3/2009	4.3318	0.043318	0.041767	9/3/1987	0.081063
12/2/2009	4.2515	0.042515	0.041734	9/4/1987	0.08116
12/1/2009	4.2735	0.042735	0.041701	9/8/1987	0.081271
11/30/2009	4.1917	0.041917	0.041662	9/9/1987	0.081378
11/27/2009	4.1998	0.041998	0.041627	9/10/1987	0.081484
11/26/2009	4.2352	0.042352	0.041596	9/11/1987	0.08159
11/25/2009	4.2334	0.042334	0.041568	9/14/1987	0.081693
11/24/2009	4.2462	0.042462	0.041533	9/15/1987	0.081806
11/23/2009	4.2764	0.042764	0.041495	9/16/1987	0.081919
11/20/2009	4.2948	0.042948	0.041465	9/17/1987	0.082026
11/19/2009	4.2774	0.042774	0.041434	9/18/1987	0.082137
11/18/2009	4.2976	0.042976	0.041396	9/21/1987	0.082252
11/17/2009	4.2572	0.042572	0.041353	9/22/1987	0.082364
11/16/2009	4.2737	0.042737	0.041314	9/23/1987	0.082473
11/13/2009	4.3516	0.043516	0.041283	9/24/1987	0.082592
11/12/2009	4.3909	0.043909	0.04125	9/25/1987	0.082708
11/11/2009	4.4124	0.044124	0.041213	9/28/1987	0.082826
11/10/2009	4.4124	0.044124	0.041177	9/29/1987	0.082948
11/9/2009	4.3993	0.043993	0.04114	9/30/1987	0.083066
11/6/2009	4.3974	0.043974	0.041094	10/1/1987	0.083184
11/5/2009	4.3984	0.043984	0.041054	10/2/1987	0.0833
11/4/2009	4.3993	0.043993	0.041014	10/5/1987	0.083421
11/3/2009	4.3288	0.043288	0.040965	10/6/1987	0.08354
11/2/2009	4.2604	0.042604	0.040911	10/7/1987	0.083662
10/30/2009	4.2253	0.042253	0.040867	10/8/1987	0.083788
10/29/2009	4.3353	0.043353	0.040822	10/9/1987	0.083917
10/28/2009	4.2587	0.042587	0.040768	#####	0.084045
10/27/2009	4.2759	0.042759	0.040713	#####	0.084186
10/26/2009	4.3649	0.043649	0.040648	#####	0.084326
10/23/2009	4.2923	0.042923	0.040574	#####	0.084462
10/22/2009	4.2362	0.042362	0.040503	#####	0.084579
10/21/2009	4.2075	0.042075	0.040434	#####	0.084683
10/20/2009	4.1657	0.041657	0.040368	#####	0.084789
10/19/2009	4.1995	0.041995	0.04031	#####	0.084876
10/16/2009	4.2443	0.042443	0.04025	#####	0.084966
10/15/2009	4.3024	0.043024	0.04019	#####	0.085044
10/14/2009	4.2634	0.042634	0.040128	#####	0.085133
10/13/2009	4.1996	0.041996	0.040066	#####	0.085224
10/12/2009	4.2282	0.042282	0.040006	#####	0.085306
10/9/2009	4.2229	0.042229	0.039946	#####	0.085387
10/8/2009	4.088	0.04088	0.039875	11/2/1987	0.085474
10/7/2009	4.0021	0.040021	0.039804	11/3/1987	0.085559
10/6/2009	4.0664	0.040664	0.039738	11/4/1987	0.08564
10/5/2009	4.0158	0.040158	0.039662	11/5/1987	0.085713
10/2/2009	3.9962	0.039962	0.039593	11/6/1987	0.085788
10/1/2009	3.9557	0.039557	0.039523	11/9/1987	0.085858
9/30/2009	4.0501	0.040501	0.039457	#####	0.085928
9/29/2009	4.0176	0.040176	0.039386	#####	0.085997
9/28/2009	4.0322	0.040322	0.039317	#####	0.086071

9/25/2009	4.09	0.0409	0.039246	#####	0.086144
9/24/2009	4.1724	0.041724	0.039169	#####	0.086216
9/23/2009	4.1973	0.041973	0.039087	#####	0.086288
9/22/2009	4.1964	0.041964	0.039009	#####	0.086358
9/21/2009	4.2348	0.042348	0.038936	#####	0.086425
9/18/2009	4.2169	0.042169	0.038872	#####	0.086499
9/17/2009	4.1655	0.041655	0.038814	#####	0.086576
9/16/2009	4.2574	0.042574	0.038759	#####	0.086653
9/15/2009	4.2656	0.042656	0.0387	#####	0.086731
9/14/2009	4.2287	0.042287	0.038639	#####	0.086806
9/11/2009	4.1797	0.041797	0.038585	12/1/1987	0.086885
9/10/2009	4.1984	0.041984	0.038532	12/2/1987	0.086962
9/9/2009	4.3285	0.043285	0.038474	12/3/1987	0.087034
9/8/2009	4.3184	0.043184	0.038416	12/4/1987	0.087111
9/7/2009	4.2693	0.042693	0.038359	12/7/1987	0.087195
9/4/2009	4.2666	0.042666	0.038306	12/8/1987	0.087279
9/3/2009	4.1604	0.041604	0.038264	12/9/1987	0.087363
9/2/2009	4.1201	0.041201	0.038233	#####	0.087457
9/1/2009	4.1923	0.041923	0.038203	#####	0.087554
8/31/2009	4.1782	0.041782	0.038174	#####	0.087648
8/28/2009	4.2004	0.042004	0.038154	#####	0.087735
8/27/2009	4.2236	0.042236	0.038129	#####	0.087819
8/26/2009	4.1951	0.041951	0.038092	#####	0.087902
8/25/2009	4.2228	0.042228	0.038077	#####	0.087977
8/24/2009	4.2659	0.042659	0.038072	#####	0.088055
8/21/2009	4.3748	0.043748	0.038068	#####	0.088132
8/20/2009	4.2426	0.042426	0.038061	#####	0.088202
8/19/2009	4.2914	0.042914	0.038067	#####	0.088271
8/18/2009	4.3527	0.043527	0.03806	#####	0.088345
8/17/2009	4.3242	0.043242	0.038052	#####	0.088415
8/14/2009	4.4206	0.044206	0.038046	#####	0.088485
8/13/2009	4.4273	0.044273	0.038038	#####	0.088558
8/12/2009	4.5373	0.045373	0.038027	1/4/1988	0.088629
8/11/2009	4.436	0.04436	0.038009	1/5/1988	0.088696
8/10/2009	4.5313	0.045313	0.037997	1/6/1988	0.088771
8/7/2009	4.6045	0.046045	0.037986	1/7/1988	0.088842
8/6/2009	4.5333	0.045333	0.037974	1/8/1988	0.088919
8/5/2009	4.5492	0.045492	0.037964	1/11/1988	0.088996
8/4/2009	4.4632	0.044632	0.037949	1/12/1988	0.089072
8/3/2009	4.404	0.04404	0.037935	1/13/1988	0.089147
7/31/2009	4.2983	0.042983	0.037917	1/14/1988	0.089215
7/30/2009	4.4107	0.044107	0.037906	1/15/1988	0.089261
7/29/2009	4.5074	0.045074	0.037887	1/19/1988	0.089306
7/28/2009	4.5491	0.045491	0.037865	1/20/1988	0.089351
7/27/2009	4.6256	0.046256	0.037848	1/21/1988	0.08939
7/24/2009	4.5391	0.045391	0.03783	1/22/1988	0.08943
7/23/2009	4.55	0.0455	0.037819	1/25/1988	0.089469
7/22/2009	4.4465	0.044465	0.037804	1/26/1988	0.089507
7/21/2009	4.3905	0.043905	0.037791	1/27/1988	0.08954
7/20/2009	4.5142	0.045142	0.037786	1/28/1988	0.089561
7/17/2009	4.535	0.04535	0.037767	1/29/1988	0.089573
7/16/2009	4.4475	0.044475	0.037747	2/1/1988	0.089576
7/15/2009	4.4886	0.044886	0.03773	2/2/1988	0.089573
7/14/2009	4.3741	0.043741	0.037708	2/3/1988	0.089578
7/13/2009	4.2321	0.042321	0.03769	2/4/1988	0.08959

7/10/2009	4.1989	0.041989	0.037677	2/5/1988	0.089585
7/9/2009	4.3002	0.043002	0.037672	2/8/1988	0.089588
7/8/2009	4.1935	0.041935	0.037664	2/9/1988	0.089579
7/7/2009	4.3086	0.043086	0.037665	2/10/1988	0.089569
7/6/2009	4.3579	0.043579	0.037665	2/11/1988	0.089552
7/3/2009	4.3209	0.043209	0.037653	2/12/1988	0.089542
7/2/2009	4.3181	0.043181	0.037656	2/16/1988	0.089542
7/1/2009	4.3285	0.043285	0.03766	2/17/1988	0.089531
6/30/2009	4.3294	0.043294	0.037664	2/18/1988	0.089532
6/29/2009	4.287	0.04287	0.037667	2/19/1988	0.089525
6/26/2009	4.336	0.04336	0.037674	2/22/1988	0.089512
6/25/2009	4.3341	0.043341	0.037676	2/23/1988	0.089497
6/24/2009	4.427	0.04427	0.037669	2/24/1988	0.089479
6/23/2009	4.3569	0.043569	0.037651	2/25/1988	0.089465
6/22/2009	4.4376	0.044376	0.037638	2/26/1988	0.089454
6/19/2009	4.5041	0.045041	0.037617	2/29/1988	0.089432
6/18/2009	4.6038	0.046038	0.037608	3/1/1988	0.089414
6/17/2009	4.51	0.0451	0.037588	3/2/1988	0.089395
6/16/2009	4.4727	0.044727	0.037574	3/3/1988	0.089374
6/15/2009	4.5606	0.045606	0.037559	3/4/1988	0.089352
6/12/2009	4.6443	0.046443	0.037544	3/7/1988	0.089333
6/11/2009	4.6965	0.046965	0.037527	3/8/1988	0.089305
6/10/2009	4.762	0.04762	0.037505	3/9/1988	0.089278
6/9/2009	4.6524	0.046524	0.037483	3/10/1988	0.089254
6/8/2009	4.6138	0.046138	0.037468	3/11/1988	0.089234
6/5/2009	4.6331	0.046331	0.037459	3/14/1988	0.089226
6/4/2009	4.5785	0.045785	0.037448	3/15/1988	0.089215
6/3/2009	4.4453	0.044453	0.037438	3/16/1988	0.089211
6/2/2009	4.4824	0.044824	0.037435	3/17/1988	0.089206
6/1/2009	4.5337	0.045337	0.03743	3/18/1988	0.089209
5/29/2009	4.3361	0.043361	0.037423	3/21/1988	0.089197
5/28/2009	4.4873	0.044873	0.03743	3/22/1988	0.089195
5/27/2009	4.6319	0.046319	0.037428	3/23/1988	0.089195
5/26/2009	4.4912	0.044912	0.037419	3/24/1988	0.089199
5/25/2009	4.3836	0.043836	0.037418	3/25/1988	0.089198
5/22/2009	4.3836	0.043836	0.03742	3/28/1988	0.089203
5/21/2009	4.3125	0.043125	0.037424	3/29/1988	0.089204
5/20/2009	4.1438	0.041438	0.037434	3/30/1988	0.089209
5/19/2009	4.2085	0.042085	0.037455	3/31/1988	0.089222
5/18/2009	4.1984	0.041984	0.037471	4/4/1988	0.089243
5/15/2009	4.0838	0.040838	0.037492	4/5/1988	0.089263
5/14/2009	4.0483	0.040483	0.037514	4/6/1988	0.089282
5/13/2009	4.099	0.04099	0.037539	4/7/1988	0.089297
5/12/2009	4.1593	0.041593	0.037569	4/8/1988	0.089307
5/11/2009	4.1847	0.041847	0.037593	4/11/1988	0.089325
5/8/2009	4.2676	0.042676	0.037613	4/12/1988	0.089342
5/7/2009	4.3057	0.043057	0.037628	4/13/1988	0.089357
5/6/2009	4.0949	0.040949	0.037641	4/14/1988	0.089379
5/5/2009	4.0655	0.040655	0.037669	4/15/1988	0.089402
5/4/2009	4.048	0.04048	0.037697	4/18/1988	0.089429
5/1/2009	4.0703	0.040703	0.037725	4/19/1988	0.089456
4/30/2009	4.0324	0.040324	0.037755	4/20/1988	0.089483
4/29/2009	4.0275	0.040275	0.037784	4/21/1988	0.089513
4/28/2009	3.9537	0.039537	0.037816	4/22/1988	0.089541
4/27/2009	3.8294	0.038294	0.037851	4/25/1988	0.089572



4/24/2009	3.8813	0.038813	0.037891	4/26/1988	0.0896
4/23/2009	3.7918	0.037918	0.037929	4/27/1988	0.089625
4/22/2009	3.8036	0.038036	0.03797	4/28/1988	0.089657
4/21/2009	3.7392	0.037392	0.038009	4/29/1988	0.089685
4/20/2009	3.6891	0.036891	0.038045	5/2/1988	0.089716
4/17/2009	3.7981	0.037981	0.038083	5/3/1988	0.08974
4/16/2009	3.714	0.03714	0.03812	5/4/1988	0.089766
4/15/2009	3.6625	0.036625	0.038155	5/5/1988	0.089793
4/14/2009	3.6545	0.036545	0.038193	5/6/1988	0.08982
4/13/2009	3.7104	0.037104	0.038232	5/9/1988	0.089842
4/10/2009	3.7499	0.037499	0.038271	5/10/1988	0.089862
4/9/2009	3.7517	0.037517	0.03831	5/11/1988	0.089883
4/8/2009	3.6686	0.036686	0.038349	5/12/1988	0.089902
4/7/2009	3.7139	0.037139	0.038391	5/13/1988	0.089916
4/6/2009	3.7247	0.037247	0.038433	5/16/1988	0.089929
4/3/2009	3.6899	0.036899	0.038473	5/17/1988	0.08995
4/2/2009	3.5968	0.035968	0.038514	5/18/1988	0.089973
4/1/2009	3.5015	0.035015	0.038565	5/19/1988	0.089992
3/31/2009	3.5339	0.035339	0.038622	5/20/1988	0.090008
3/30/2009	3.5985	0.035985	0.038677	5/23/1988	0.090025
3/27/2009	3.6124	0.036124	0.038732	5/24/1988	0.090044
3/26/2009	3.6518	0.036518	0.038787	5/25/1988	0.090062
3/25/2009	3.7407	0.037407	0.038843	5/26/1988	0.090084
3/24/2009	3.6386	0.036386	0.038891	5/27/1988	0.090103
3/23/2009	3.6915	0.036915	0.038948	5/31/1988	0.090117
3/20/2009	3.6606	0.036606	0.039003	6/2/1988	0.090124
3/19/2009	3.629	0.03629	0.039059	6/3/1988	0.090143
3/18/2009	3.5322	0.035322	0.039116	6/6/1988	0.090158
3/17/2009	3.8251	0.038251	0.039174	6/7/1988	0.090171
3/16/2009	3.7577	0.037577	0.039217	6/8/1988	0.09018
3/13/2009	3.6729	0.036729	0.039261	6/9/1988	0.090181
3/12/2009	3.6106	0.036106	0.039309	6/10/1988	0.090187
3/11/2009	3.6614	0.036614	0.039365	6/13/1988	0.090191
3/10/2009	3.7253	0.037253	0.039417	6/14/1988	0.090193
3/9/2009	3.5665	0.035665	0.039462	6/15/1988	0.090187
3/6/2009	3.5536	0.035536	0.039517	6/16/1988	0.090179
3/5/2009	3.4881	0.034881	0.039575	6/17/1988	0.090172
3/4/2009	3.6667	0.036667	0.039638	6/20/1988	0.090168
3/3/2009	3.601	0.03601	0.039689	6/21/1988	0.090165
3/2/2009	3.6106	0.036106	0.039741	6/22/1988	0.090156
2/27/2009	3.7083	0.037083	0.039789	6/23/1988	0.09013
2/26/2009	3.6746	0.036746	0.039832	6/24/1988	0.090103
2/25/2009	3.5872	0.035872	0.039879	6/27/1988	0.090073
2/24/2009	3.4924	0.034924	0.039927	6/28/1988	0.090039
2/23/2009	3.5067	0.035067	0.039979	6/29/1988	0.09
2/20/2009	3.5673	0.035673	0.040032	6/30/1988	0.089968
2/19/2009	3.6701	0.036701	0.040082	7/1/1988	0.089935
2/18/2009	3.5468	0.035468	0.040126	7/5/1988	0.089903
2/17/2009	3.4797	0.034797	0.04018	7/6/1988	0.089869
2/16/2009	3.671	0.03671	0.040237	7/7/1988	0.089835
2/13/2009	3.6728	0.036728	0.040281	7/8/1988	0.089813
2/12/2009	3.5196	0.035196	0.040323	7/11/1988	0.089787
2/11/2009	3.4443	0.034443	0.040374	7/12/1988	0.089763
2/10/2009	3.4875	0.034875	0.040432	7/13/1988	0.089746
2/9/2009	3.6452	0.036452	0.040491	7/14/1988	0.089727

2/6/2009	3.6961	0.036961	0.040539	7/15/1988	0.0897
2/5/2009	3.6477	0.036477	0.040583	7/18/1988	0.089678
2/4/2009	3.6811	0.036811	0.040625	7/19/1988	0.089655
2/3/2009	3.6771	0.036771	0.040665	7/20/1988	0.089626
2/2/2009	3.4743	0.034743	0.040708	7/21/1988	0.089601
1/30/2009	3.603	0.03603	0.040763	7/22/1988	0.089572
1/29/2009	3.6063	0.036063	0.040812	7/25/1988	0.089546
1/28/2009	3.4232	0.034232	0.040859	7/26/1988	0.089515
1/27/2009	3.2435	0.032435	0.040913	7/27/1988	0.089489
1/26/2009	3.3771	0.033771	0.040973	7/28/1988	0.089462
1/23/2009	3.3212	0.033212	0.041028	7/29/1988	0.089429
1/22/2009	3.2575	0.032575	0.041087	8/1/1988	0.089391
1/21/2009	3.1579	0.031579	0.04115	8/2/1988	0.089349
1/20/2009	2.9804	0.029804	0.041217	8/3/1988	0.089295
1/19/2009	2.8747	0.028747	0.04129	8/4/1988	0.089236
1/16/2009	2.8747	0.028747	0.041364	8/5/1988	0.089183
1/15/2009	2.8672	0.028672	0.041435	8/8/1988	0.089148
1/14/2009	2.8863	0.028863	0.041509	8/9/1988	0.089133
1/13/2009	3.0026	0.030026	0.041581	8/10/1988	0.089129
1/12/2009	2.9898	0.029898	0.04165	8/11/1988	0.089144
1/9/2009	3.06	0.0306	0.041717	8/12/1988	0.08916
1/8/2009	3.0458	0.030458	0.04178	8/15/1988	0.089187
1/7/2009	3.0363	0.030363	0.041846	8/16/1988	0.089204
1/6/2009	2.995	0.02995	0.041915	8/17/1988	0.089218
1/5/2009	3.0283	0.030283	0.041985	8/18/1988	0.089237
1/2/2009	2.7948	0.027948	0.042048	8/19/1988	0.089255
1/1/2009	2.6756	0.026756	0.042124	8/22/1988	0.089272
12/31/2008	2.6758	0.026758	0.04221	8/23/1988	0.089289
12/30/2008	2.5548	0.025548	0.042292	8/24/1988	0.089312
12/29/2008	2.632	0.02632	0.042379	8/25/1988	0.089345
12/26/2008	2.6056	0.026056	0.042466	8/26/1988	0.089375
12/25/2008	2.6315	0.026315	0.042543	8/29/1988	0.0894
12/24/2008	2.6318	0.026318	0.04262	8/30/1988	0.089423
12/23/2008	2.6375	0.026375	0.042699	8/31/1988	0.089445
12/22/2008	2.6166	0.026166	0.042784	9/1/1988	0.089463
12/19/2008	2.5502	0.025502	0.042868	9/2/1988	0.08947
12/18/2008	2.521	0.02521	0.042958	9/6/1988	0.089476
12/17/2008	2.6505	0.026505	0.043055	9/7/1988	0.089482
12/16/2008	2.7352	0.027352	0.043143	9/8/1988	0.089488
12/15/2008	2.955	0.02955	0.043231	9/9/1988	0.089494
12/12/2008	3.0436	0.030436	0.043307	9/12/1988	0.089501
12/11/2008	3.0609	0.030609	0.043381	9/13/1988	0.089501
12/10/2008	3.0857	0.030857	0.043456	9/14/1988	0.089496
12/9/2008	3.0412	0.030412	0.043532	9/15/1988	0.089488
12/8/2008	3.1504	0.031504	0.043605	9/16/1988	0.089483
12/5/2008	3.1254	0.031254	0.043669	9/19/1988	0.08948
12/4/2008	3.0409	0.030409	0.043733	9/20/1988	0.089475
12/3/2008	3.162	0.03162	0.043807	9/21/1988	0.089473
12/2/2008	3.174	0.03174	0.043882	9/22/1988	0.089469
12/1/2008	3.2136	0.032136	0.043956	9/23/1988	0.089461
11/28/2008	3.4369	0.034369	0.044028	9/26/1988	0.089453
11/27/2008	3.5225	0.035225	0.044085	9/27/1988	0.08945
11/26/2008	3.5226	0.035226	0.044136	9/28/1988	0.089435
11/25/2008	3.6194	0.036194	0.04419	9/29/1988	0.089415
11/24/2008	3.7805	0.037805	0.044242	9/30/1988	0.089399

11/21/2008	3.6937	0.036937	0.044282	10/3/1988	0.089386
11/20/2008	3.4857	0.034857	0.044326	10/4/1988	0.089378
11/19/2008	3.9053	0.039053	0.044384	10/5/1988	0.089368
11/18/2008	4.1138	0.041138	0.044415	10/6/1988	0.089369
11/17/2008	4.1919	0.041919	0.044432	10/7/1988	0.089359
11/14/2008	4.2279	0.042279	0.044443	#####	0.089349
11/13/2008	4.3562	0.043562	0.044452	#####	0.089349
11/12/2008	4.1687	0.041687	0.04446	#####	0.089349
11/11/2008	4.192	0.04192	0.04447	#####	0.089345
11/10/2008	4.192	0.04192	0.044476	#####	0.089342
11/7/2008	4.2733	0.042733	0.044486	#####	0.089341
11/6/2008	4.1983	0.041983	0.044487	#####	0.089336
11/5/2008	4.175	0.04175	0.044494	#####	0.089332
11/4/2008	4.192	0.04192	0.044504	#####	0.089333
11/3/2008	4.3219	0.043219	0.044512	#####	0.08933
10/31/2008	4.3664	0.043664	0.04451	#####	0.089328
10/30/2008	4.3302	0.043302	0.044505	#####	0.089319
10/29/2008	4.237	0.04237	0.044508	#####	0.089306
10/28/2008	4.1912	0.041912	0.044512	#####	0.089291
10/27/2008	4.0453	0.040453	0.044512	#####	0.089277
10/24/2008	4.0687	0.040687	0.044524	11/1/1988	0.089264
10/23/2008	4.0496	0.040496	0.044534	11/2/1988	0.089265
10/22/2008	4.0548	0.040548	0.044545	11/3/1988	0.089262
10/21/2008	4.2163	0.042163	0.044559	11/4/1988	0.089269
10/20/2008	4.2552	0.042552	0.044562	11/7/1988	0.089282
10/17/2008	4.3229	0.043229	0.044567	11/8/1988	0.089296
10/16/2008	4.2561	0.042561	0.04457	11/9/1988	0.089315
10/15/2008	4.1913	0.041913	0.044579	#####	0.089329
10/14/2008	4.2761	0.042761	0.044587	#####	0.089352
10/13/2008	4.1362	0.041362	0.044588	#####	0.089378
10/10/2008	4.1363	0.041363	0.044599	#####	0.089413
10/9/2008	4.102	0.04102	0.044611	#####	0.08945
10/8/2008	4.0482	0.040482	0.044624	#####	0.089489
10/7/2008	4.0301	0.040301	0.044639	#####	0.089525
10/6/2008	3.972	0.03972	0.04466	#####	0.089559
10/3/2008	4.0872	0.040872	0.044684	#####	0.089599
10/2/2008	4.1514	0.041514	0.044704	#####	0.08964
10/1/2008	4.2147	0.042147	0.044727	#####	0.089681
9/30/2008	4.311	0.04311	0.04475	#####	0.089722
9/29/2008	4.1127	0.041127	0.044765	#####	0.089758
9/26/2008	4.3702	0.043702	0.04479	12/1/1988	0.089789
9/25/2008	4.4095	0.044095	0.044801	12/2/1988	0.089824
9/24/2008	4.4123	0.044123	0.044804	12/5/1988	0.089856
9/23/2008	4.3805	0.043805	0.044806	12/6/1988	0.08988
9/22/2008	4.4208	0.044208	0.044814	12/7/1988	0.089906
9/19/2008	4.3823	0.043823	0.044822	12/8/1988	0.089934
9/18/2008	4.1889	0.041889	0.044836	12/9/1988	0.089964
9/17/2008	4.0736	0.040736	0.044857	#####	0.089992
9/16/2008	4.091	0.04091	0.04488	#####	0.09002
9/15/2008	4.0227	0.040227	0.044899	#####	0.090054
9/12/2008	4.3147	0.043147	0.044929	#####	0.09009
9/11/2008	4.2212	0.042212	0.044941	#####	0.090125
9/10/2008	4.2257	0.042257	0.044954	#####	0.090162
9/9/2008	4.1703	0.041703	0.044965	#####	0.090193
9/8/2008	4.2664	0.042664	0.044974	#####	0.090217



9/5/2008	4.3019	0.043019	0.044977	#####	0.090238
9/4/2008	4.2592	0.042592	0.044981	#####	0.090257
9/3/2008	4.3185	0.043185	0.044985	#####	0.090279
9/2/2008	4.3554	0.043554	0.04499	#####	0.090301
9/1/2008	4.4227	0.044227	0.044991	#####	0.090326
8/29/2008	4.4227	0.044227	0.044984	#####	0.090351
8/28/2008	4.3759	0.043759	0.044984	1/3/1989	0.090379
8/27/2008	4.3815	0.043815	0.044988	1/4/1989	0.090403
8/26/2008	4.3871	0.043871	0.044992	1/5/1989	0.09043
8/25/2008	4.3936	0.043936	0.044998	1/6/1989	0.090448
8/22/2008	4.4662	0.044662	0.045002	1/9/1989	0.090466
8/21/2008	4.4624	0.044624	0.045005	1/10/1989	0.090483
8/20/2008	4.4453	0.044453	0.045008	1/11/1989	0.090498
8/19/2008	4.4615	0.044615	0.045016	1/12/1989	0.090511
8/18/2008	4.434	0.04434	0.045023	1/13/1989	0.090521
8/15/2008	4.4634	0.044634	0.045032	1/17/1989	0.090524
8/14/2008	4.5169	0.045169	0.045039	1/18/1989	0.090527
8/13/2008	4.5594	0.045594	0.045046	1/19/1989	0.090532
8/12/2008	4.5333	0.045333	0.045051	1/20/1989	0.090538
8/11/2008	4.6024	0.046024	0.045058	1/23/1989	0.090538
8/8/2008	4.5333	0.045333	0.045059	1/24/1989	0.090535
8/7/2008	4.555	0.04555	0.045063	1/25/1989	0.090538
8/6/2008	4.6925	0.046925	0.045067	1/26/1989	0.090539
8/5/2008	4.6408	0.046408	0.04507	1/27/1989	0.090543
8/4/2008	4.5896	0.045896	0.045071	1/30/1989	0.090545
8/1/2008	4.5608	0.045608	0.045075	1/31/1989	0.090548
7/31/2008	4.5727	0.045727	0.045082	2/1/1989	0.090552
7/30/2008	4.6447	0.046447	0.045088	2/2/1989	0.090549
7/29/2008	4.6235	0.046235	0.045087	2/3/1989	0.090543
7/28/2008	4.6015	0.046015	0.045091	2/6/1989	0.090535
7/25/2008	4.6852	0.046852	0.045095	2/7/1989	0.090523
7/24/2008	4.6014	0.046014	0.045095	2/8/1989	0.090514
7/23/2008	4.6739	0.046739	0.045104	2/9/1989	0.090512
7/22/2008	4.6587	0.046587	0.045111	2/10/1989	0.090514
7/21/2008	4.6214	0.046214	0.045124	2/13/1989	0.090517
7/18/2008	4.6475	0.046475	0.045138	2/14/1989	0.090523
7/17/2008	4.6073	0.046073	0.045151	2/15/1989	0.090526
7/16/2008	4.5853	0.045853	0.045164	2/16/1989	0.090524
7/15/2008	4.458	0.04458	0.045178	2/17/1989	0.090521
7/14/2008	4.4464	0.044464	0.045198	2/21/1989	0.090518
7/11/2008	4.5398	0.045398	0.045219	2/22/1989	0.090519
7/10/2008	4.4138	0.044138	0.045235	2/23/1989	0.090521
7/9/2008	4.4176	0.044176	0.045252	2/24/1989	0.090525
7/8/2008	4.4502	0.044502	0.045271	2/27/1989	0.090526
7/7/2008	4.484	0.04484	0.045287	2/28/1989	0.090523
7/4/2008	4.5328	0.045328	0.045302	3/1/1989	0.090523
7/3/2008	4.5348	0.045348	0.045317	3/2/1989	0.090519
7/2/2008	4.5025	0.045025	0.045332	3/3/1989	0.090514
7/1/2008	4.5485	0.045485	0.045352	3/6/1989	0.090513
6/30/2008	4.5239	0.045239	0.045369	3/7/1989	0.090511
6/27/2008	4.521	0.04521	0.045387	3/8/1989	0.090503
6/26/2008	4.601	0.04601	0.045405	3/9/1989	0.090491
6/25/2008	4.643	0.04643	0.045424	3/10/1989	0.090485
6/24/2008	4.636	0.04636	0.045433	3/13/1989	0.090476
6/23/2008	4.7008	0.047008	0.045439	3/14/1989	0.090464

6/20/2008	4.7243	0.047243	0.045439	3/15/1989	0.090453
6/19/2008	4.7582	0.047582	0.045439	3/16/1989	0.090444
6/18/2008	4.713	0.04713	0.045437	3/17/1989	0.090442
6/17/2008	4.7675	0.047675	0.045436	3/20/1989	0.090442
6/16/2008	4.7914	0.047914	0.04543	3/21/1989	0.090445
6/13/2008	4.7893	0.047893	0.045423	3/22/1989	0.090453
6/12/2008	4.7571	0.047571	0.045418	3/23/1989	0.090456
6/11/2008	4.6945	0.046945	0.04542	3/27/1989	0.090465
6/10/2008	4.6985	0.046985	0.045424	3/28/1989	0.090472
6/9/2008	4.6297	0.046297	0.04543	3/29/1989	0.090472
6/6/2008	4.6237	0.046237	0.04544	3/30/1989	0.090479
6/5/2008	4.7363	0.047363	0.04545	3/31/1989	0.090481
6/4/2008	4.6984	0.046984	0.045454	4/3/1989	0.090483
6/3/2008	4.6206	0.046206	0.045463	4/4/1989	0.090483
6/2/2008	4.67	0.0467	0.045474	4/5/1989	0.090493
5/30/2008	4.7147	0.047147	0.045484	4/6/1989	0.090504
5/29/2008	4.7475	0.047475	0.045492	4/7/1989	0.09051
5/28/2008	4.6881	0.046881	0.045502	4/10/1989	0.090511
5/27/2008	4.6406	0.046406	0.045515	4/11/1989	0.090511
5/26/2008	4.5728	0.045728	0.045531	4/12/1989	0.090512
5/23/2008	4.5678	0.045678	0.04555	4/13/1989	0.090524
5/22/2008	4.6205	0.046205	0.045571	4/14/1989	0.09053
5/21/2008	4.5392	0.045392	0.045588	4/17/1989	0.09054
5/20/2008	4.5294	0.045294	0.045612	4/18/1989	0.090539
5/19/2008	4.5717	0.045717	0.045635	4/19/1989	0.090544
5/16/2008	4.5737	0.045737	0.045657	4/20/1989	0.090549
5/15/2008	4.551	0.04551	0.04568	4/21/1989	0.090556
5/14/2008	4.6134	0.046134	0.045703	4/24/1989	0.090562
5/13/2008	4.6384	0.046384	0.045725	4/25/1989	0.090561
5/12/2008	4.5343	0.045343	0.045739	4/26/1989	0.090559
5/9/2008	4.5216	0.045216	0.045758	4/27/1989	0.09055
5/8/2008	4.5421	0.045421	0.045775	4/28/1989	0.090543
5/7/2008	4.6054	0.046054	0.045793	5/1/1989	0.090537
5/6/2008	4.6625	0.046625	0.045809	5/2/1989	0.090525
5/5/2008	4.6014	0.046014	0.045821	5/3/1989	0.090516
5/2/2008	4.5775	0.045775	0.045839	5/4/1989	0.090509
5/1/2008	4.4991	0.044991	0.045857	5/5/1989	0.090495
4/30/2008	4.4672	0.044672	0.045879	5/8/1989	0.090485
4/29/2008	4.5509	0.045509	0.045907	5/9/1989	0.090478
4/28/2008	4.5597	0.045597	0.045931	5/10/1989	0.090471
4/25/2008	4.5914	0.045914	0.045956	5/11/1989	0.090464
4/24/2008	4.5459	0.045459	0.045979	5/12/1989	0.090448
4/23/2008	4.4913	0.044913	0.046007	5/15/1989	0.090431
4/22/2008	4.4441	0.044441	0.046039	5/16/1989	0.09041
4/21/2008	4.4884	0.044884	0.046074	5/17/1989	0.090388
4/18/2008	4.4961	0.044961	0.046106	5/18/1989	0.090366
4/17/2008	4.5263	0.045263	0.04614	5/19/1989	0.090343
4/16/2008	4.4932	0.044932	0.046175	5/22/1989	0.09032
4/15/2008	4.4412	0.044412	0.04621	5/23/1989	0.090297
4/14/2008	4.3493	0.043493	0.046244	5/24/1989	0.090276
4/11/2008	4.299	0.04299	0.046288	5/25/1989	0.090254
4/10/2008	4.3484	0.043484	0.046336	5/26/1989	0.09023
4/9/2008	4.3204	0.043204	0.04638	5/29/1989	0.0902
4/8/2008	4.3794	0.043794	0.046421	5/30/1989	0.090163
4/7/2008	4.3447	0.043447	0.046459	5/31/1989	0.090124

4/4/2008	4.3055	0.043055	0.046497	6/1/1989	0.090083
4/3/2008	4.3785	0.043785	0.046538	6/2/1989	0.090034
4/2/2008	4.405	0.04405	0.046579	6/5/1989	0.089986
4/1/2008	4.3993	0.043993	0.046618	6/6/1989	0.089935
3/31/2008	4.2917	0.042917	0.046658	6/7/1989	0.089881
3/28/2008	4.3177	0.043177	0.046704	6/8/1989	0.089826
3/27/2008	4.3898	0.043898	0.04675	6/9/1989	0.089761
3/26/2008	4.3065	0.043065	0.046796	6/12/1989	0.089699
3/25/2008	4.3028	0.043028	0.046843	6/13/1989	0.089639
3/24/2008	4.3644	0.043644	0.046887	6/14/1989	0.089575
3/21/2008	4.1599	0.041599	0.046932	6/15/1989	0.089519
3/20/2008	4.1599	0.041599	0.046987	6/16/1989	0.089467
3/19/2008	4.2104	0.042104	0.047044	6/19/1989	0.089418
3/18/2008	4.3485	0.043485	0.047097	6/20/1989	0.089367
3/17/2008	4.2854	0.042854	0.04715	6/21/1989	0.089319
3/14/2008	4.3635	0.043635	0.047198	6/22/1989	0.089283
3/13/2008	4.447	0.04447	0.04724	6/23/1989	0.089241
3/12/2008	4.4098	0.044098	0.04728	6/26/1989	0.089195
3/11/2008	4.5077	0.045077	0.047313	6/27/1989	0.089148
3/10/2008	4.4633	0.044633	0.047342	6/28/1989	0.089106
3/7/2008	4.5399	0.045399	0.04737	6/29/1989	0.089059
3/6/2008	4.5605	0.045605	0.047396	6/30/1989	0.089011
3/5/2008	4.598	0.04598	0.047418	7/3/1989	0.088966
3/4/2008	4.5068	0.045068	0.047439	7/5/1989	0.088923
3/3/2008	4.4327	0.044327	0.047464	7/6/1989	0.088877
2/29/2008	4.4023	0.044023	0.047493	7/7/1989	0.088826
2/28/2008	4.5213	0.045213	0.047523	7/10/1989	0.088775
2/27/2008	4.6499	0.046499	0.047546	7/11/1989	0.088725
2/26/2008	4.6559	0.046559	0.047564	7/12/1989	0.088675
2/25/2008	4.6549	0.046549	0.04758	7/13/1989	0.088625
2/22/2008	4.5733	0.045733	0.047594	7/14/1989	0.088576
2/21/2008	4.5438	0.045438	0.047613	7/17/1989	0.088526
2/20/2008	4.6079	0.046079	0.047632	7/18/1989	0.08848
2/19/2008	4.6649	0.046649	0.047645	7/19/1989	0.088435
2/18/2008	4.5762	0.045762	0.047656	7/20/1989	0.088389
2/15/2008	4.5762	0.045762	0.04767	7/21/1989	0.088349
2/14/2008	4.6368	0.046368	0.047684	7/24/1989	0.088307
2/13/2008	4.537	0.04537	0.047693	7/25/1989	0.088265
2/12/2008	4.4576	0.044576	0.047708	7/26/1989	0.088223
2/11/2008	4.3986	0.043986	0.047725	7/27/1989	0.088185
2/8/2008	4.4166	0.044166	0.047745	7/28/1989	0.088142
2/7/2008	4.5177	0.045177	0.047764	7/31/1989	0.088093
2/6/2008	4.3549	0.043549	0.04778	8/1/1989	0.088039
2/5/2008	4.3258	0.043258	0.047803	8/2/1989	0.087986
2/4/2008	4.3779	0.043779	0.047828	8/3/1989	0.087938
2/1/2008	4.3084	0.043084	0.047849	8/4/1989	0.087899
1/31/2008	4.3225	0.043225	0.047878	8/7/1989	0.087859
1/30/2008	4.3843	0.043843	0.047906	8/8/1989	0.087821
1/29/2008	4.3551	0.043551	0.047928	8/9/1989	0.087784
1/28/2008	4.2781	0.042781	0.047951	8/10/1989	0.087741
1/25/2008	4.2634	0.042634	0.047978	8/11/1989	0.0877
1/24/2008	4.3925	0.043925	0.048007	8/14/1989	0.087667
1/23/2008	4.314	0.04314	0.048029	8/15/1989	0.087633
1/22/2008	4.1942	0.041942	0.048054	8/16/1989	0.087599
1/21/2008	4.2809	0.042809	0.048087	8/17/1989	0.08757

1/18/2008	4.281	0.04281	0.048117	8/18/1989	0.087539
1/17/2008	4.2551	0.042551	0.048149	8/21/1989	0.087508
1/16/2008	4.3423	0.043423	0.048182	8/22/1989	0.087484
1/15/2008	4.2725	0.042725	0.04821	8/23/1989	0.087447
1/14/2008	4.3582	0.043582	0.048242	8/24/1989	0.087407
1/11/2008	4.375	0.04375	0.04827	8/25/1989	0.08737
1/10/2008	4.4502	0.044502	0.048297	8/28/1989	0.087332
1/9/2008	4.3407	0.043407	0.048318	8/29/1989	0.087293
1/8/2008	4.3101	0.043101	0.048344	8/30/1989	0.087252
1/7/2008	4.3382	0.043382	0.04837	8/31/1989	0.087212
1/4/2008	4.3761	0.043761	0.048395	9/1/1989	0.087163
1/3/2008	4.3638	0.043638	0.048419	9/4/1989	0.087111
1/2/2008	4.3524	0.043524	0.048443	9/5/1989	0.087062
1/1/2008	4.4522	0.044522	0.048467	9/6/1989	0.087012
12/31/2007	4.4522	0.044522	0.048484	9/7/1989	0.086962
12/28/2007	4.4949	0.044949	0.048501	9/8/1989	0.086911
12/27/2007	4.6111	0.046111	0.048517	9/11/1989	0.086856
12/26/2007	4.6704	0.046704	0.048525	9/12/1989	0.086804
12/25/2007	4.6149	0.046149	0.048527	9/13/1989	0.086755
12/24/2007	4.6149	0.046149	0.048532	9/14/1989	0.086707
12/21/2007	4.5823	0.045823	0.048537	9/15/1989	0.086659
12/20/2007	4.4788	0.044788	0.048543	9/18/1989	0.086605
12/19/2007	4.4472	0.044472	0.048553	9/19/1989	0.086554
12/18/2007	4.5354	0.045354	0.048566	9/20/1989	0.086515
12/17/2007	4.5788	0.045788	0.048572	9/21/1989	0.086476
12/14/2007	4.6583	0.046583	0.048578	9/22/1989	0.086437
12/13/2007	4.6105	0.046105	0.048581	9/25/1989	0.086404
12/12/2007	4.5411	0.045411	0.048583	9/26/1989	0.086371
12/11/2007	4.4664	0.044664	0.048588	9/27/1989	0.086335
12/10/2007	4.619	0.04619	0.048597	9/28/1989	0.086295
12/7/2007	4.5697	0.045697	0.048598	9/29/1989	0.086254
12/6/2007	4.4756	0.044756	0.048601	10/2/1989	0.086213
12/5/2007	4.4413	0.044413	0.048611	10/3/1989	0.086169
12/4/2007	4.356	0.04356	0.048623	10/4/1989	0.08613
12/3/2007	4.3253	0.043253	0.048637	10/5/1989	0.086086
11/30/2007	4.379	0.04379	0.048657	10/6/1989	0.08604
11/29/2007	4.3456	0.043456	0.048677	10/9/1989	0.085995
11/28/2007	4.4183	0.044183	0.048702	#####	0.085948
11/27/2007	4.3633	0.043633	0.04872	#####	0.0859
11/26/2007	4.2899	0.042899	0.048741	#####	0.085852
11/23/2007	4.4246	0.044246	0.048766	#####	0.085796
11/22/2007	4.4587	0.044587	0.048784	#####	0.085741
11/21/2007	4.4588	0.044588	0.048801	#####	0.085688
11/20/2007	4.4978	0.044978	0.04882	#####	0.085636
11/19/2007	4.4761	0.044761	0.04884	#####	0.085582
11/16/2007	4.5344	0.045344	0.04886	#####	0.085529
11/15/2007	4.5189	0.045189	0.048877	#####	0.085474
11/14/2007	4.5972	0.045972	0.048893	#####	0.085416
11/13/2007	4.615	0.04615	0.048906	#####	0.085361
11/12/2007	4.6028	0.046028	0.048918	#####	0.085312
11/9/2007	4.6028	0.046028	0.048934	#####	0.085264
11/8/2007	4.6676	0.046676	0.048949	#####	0.08522
11/7/2007	4.6534	0.046534	0.048963	#####	0.085172
11/6/2007	4.6666	0.046666	0.048975	11/1/1989	0.085122
11/5/2007	4.6272	0.046272	0.048991	11/2/1989	0.085073

11/2/2007	4.6159	0.046159	0.049009	11/3/1989	0.085031
11/1/2007	4.6365	0.046365	0.049027	11/6/1989	0.084987
10/31/2007	4.7457	0.047457	0.049044	11/7/1989	0.084941
10/30/2007	4.6742	0.046742	0.049052	11/8/1989	0.084897
10/29/2007	4.6638	0.046638	0.049063	11/9/1989	0.084851
10/26/2007	4.6979	0.046979	0.049072	#####	0.084805
10/25/2007	4.6828	0.046828	0.049081	#####	0.084759
10/24/2007	4.6422	0.046422	0.049089	#####	0.084712
10/23/2007	4.6942	0.046942	0.0491	#####	0.084664
10/22/2007	4.6885	0.046885	0.049107	#####	0.084615
10/19/2007	4.6856	0.046856	0.049116	#####	0.084572
10/18/2007	4.7698	0.047698	0.049125	#####	0.084526
10/17/2007	4.8252	0.048252	0.049127	#####	0.084471
10/16/2007	4.9031	0.049031	0.049124	#####	0.084413
10/15/2007	4.9121	0.049121	0.049116	#####	0.084353
10/12/2007	4.9011	0.049011	0.049107	#####	0.084292
10/11/2007	4.8635	0.048635	0.049099	#####	0.084233
10/10/2007	4.8674	0.048674	0.049091	#####	0.084176
10/9/2007	4.8615	0.048615	0.049086	#####	0.08412
10/8/2007	4.8655	0.048655	0.049082	#####	0.084062
10/5/2007	4.8655	0.048655	0.049079	12/1/1989	0.084
10/4/2007	4.7564	0.047564	0.049077	12/4/1989	0.083937
10/3/2007	4.796	0.04796	0.049079	12/5/1989	0.083872
10/2/2007	4.767	0.04767	0.049078	12/6/1989	0.083809
10/1/2007	4.7863	0.047863	0.049076	12/7/1989	0.08375
9/28/2007	4.836	0.04836	0.049075	12/8/1989	0.083684
9/27/2007	4.834	0.04834	0.049071	#####	0.083623
9/26/2007	4.8922	0.048922	0.049064	#####	0.083562
9/25/2007	4.9021	0.049021	0.049056	#####	0.083502
9/24/2007	4.8823	0.048823	0.049046	#####	0.083441
9/21/2007	4.8852	0.048852	0.049038	#####	0.083381
9/20/2007	4.9642	0.049642	0.049029	#####	0.08332
9/19/2007	4.835	0.04835	0.049016	#####	0.083255
9/18/2007	4.7545	0.047545	0.04901	#####	0.083189
9/17/2007	4.6982	0.046982	0.049002	#####	0.083126
9/14/2007	4.7191	0.047191	0.048998	#####	0.083063
9/13/2007	4.7325	0.047325	0.048995	#####	0.083007
9/12/2007	4.6859	0.046859	0.048989	#####	0.082942
9/11/2007	4.653	0.04653	0.048984	#####	0.082873
9/10/2007	4.6371	0.046371	0.04898	#####	0.082808
9/7/2007	4.6973	0.046973	0.048975	1/2/1990	0.082746
9/6/2007	4.7951	0.047951	0.048968	1/3/1990	0.082686
9/5/2007	4.77	0.0477	0.048956	1/4/1990	0.082627
9/4/2007	4.8302	0.048302	0.048948	1/5/1990	0.08257
9/3/2007	4.8224	0.048224	0.048937	1/8/1990	0.082519
8/31/2007	4.8224	0.048224	0.048926	1/9/1990	0.082467
8/30/2007	4.8244	0.048244	0.048916	1/10/1990	0.082416
8/29/2007	4.8793	0.048793	0.048907	1/11/1990	0.082369
8/28/2007	4.84	0.0484	0.048896	1/12/1990	0.082327
8/27/2007	4.8577	0.048577	0.048887	1/15/1990	0.082285
8/24/2007	4.8843	0.048843	0.048878	1/16/1990	0.082245
8/23/2007	4.936	0.04936	0.048868	1/17/1990	0.082202
8/22/2007	4.9611	0.049611	0.048858	1/18/1990	0.082164
8/21/2007	4.948	0.04948	0.048845	1/19/1990	0.082123
8/20/2007	4.9651	0.049651	0.048831	1/22/1990	0.082083



8/17/2007	4.9863	0.049863	0.048818	1/23/1990	0.082045
8/16/2007	4.9581	0.049581	0.048803	1/24/1990	0.082014
8/15/2007	5.026	0.05026	0.048792	1/25/1990	0.081984
8/14/2007	4.9884	0.049884	0.048777	1/26/1990	0.081963
8/13/2007	4.9995	0.049995	0.048765	1/29/1990	0.081945
8/10/2007	5.0331	0.050331	0.048754	1/30/1990	0.081921
8/9/2007	5.0204	0.050204	0.048743	1/31/1990	0.081895
8/8/2007	5.0404	0.050404	0.048728	2/1/1990	0.081867
8/7/2007	4.9267	0.049267	0.04871	2/2/1990	0.081845
8/6/2007	4.9092	0.049092	0.048699	2/5/1990	0.081824
8/3/2007	4.8652	0.048652	0.048693	2/6/1990	0.081808
8/2/2007	4.9122	0.049122	0.04869	2/7/1990	0.081789
8/1/2007	4.9224	0.049224	0.048686	2/8/1990	0.081763
7/31/2007	4.9019	0.049019	0.048684	2/9/1990	0.081733
7/30/2007	4.9544	0.049544	0.048686	2/12/1990	0.081705
7/27/2007	4.9317	0.049317	0.048686	2/13/1990	0.081674
7/26/2007	4.9533	0.049533	0.048685	2/14/1990	0.081647
7/25/2007	5.0243	0.050243	0.048682	2/15/1990	0.081621
7/24/2007	5.0296	0.050296	0.048675	2/16/1990	0.081589
7/23/2007	5.057	0.05057	0.048669	2/19/1990	0.08156
7/20/2007	5.0581	0.050581	0.048661	2/20/1990	0.08154
7/19/2007	5.1092	0.051092	0.048655	2/21/1990	0.08153
7/18/2007	5.1232	0.051232	0.048645	2/22/1990	0.081516
7/17/2007	5.1383	0.051383	0.048634	2/23/1990	0.081503
7/16/2007	5.1264	0.051264	0.048621	2/26/1990	0.081487
7/13/2007	5.1849	0.051849	0.048607	2/27/1990	0.081471
7/12/2007	5.2221	0.052221	0.048589	2/28/1990	0.081462
7/11/2007	5.1902	0.051902	0.048566	3/1/1990	0.081463
7/10/2007	5.1176	0.051176	0.048543	3/2/1990	0.081459
7/9/2007	5.2363	0.052363	0.048524	3/5/1990	0.081461
7/6/2007	5.2684	0.052684	0.0485	3/6/1990	0.081455
7/5/2007	5.2308	0.052308	0.048475	3/7/1990	0.081454
7/4/2007	5.139	0.05139	0.048451	3/8/1990	0.081452
7/3/2007	5.139	0.05139	0.048431	3/9/1990	0.081452
7/2/2007	5.0896	0.050896	0.048409	3/12/1990	0.081453
6/29/2007	5.1239	0.051239	0.048389	3/13/1990	0.081459
6/28/2007	5.202	0.05202	0.04837	3/14/1990	0.081466
6/27/2007	5.1943	0.051943	0.048348	3/15/1990	0.081475
6/26/2007	5.1986	0.051986	0.048331	3/16/1990	0.081482
6/25/2007	5.203	0.05203	0.048314	3/19/1990	0.081493
6/22/2007	5.2481	0.052481	0.0483	3/20/1990	0.081501
6/21/2007	5.3037	0.053037	0.048283	3/21/1990	0.081519
6/20/2007	5.2413	0.052413	0.048264	3/22/1990	0.081536
6/19/2007	5.1952	0.051952	0.048246	3/23/1990	0.081549
6/18/2007	5.2523	0.052523	0.048232	3/26/1990	0.081564
6/15/2007	5.259	0.05259	0.048216	3/27/1990	0.081573
6/14/2007	5.3012	0.053012	0.048199	3/28/1990	0.081581
6/13/2007	5.2789	0.052789	0.048181	3/29/1990	0.081593
6/12/2007	5.4019	0.054019	0.048164	3/30/1990	0.081611
6/11/2007	5.2555	0.052555	0.048141	4/2/1990	0.081625
6/8/2007	5.207	0.05207	0.048121	4/3/1990	0.08164
6/7/2007	5.23	0.0523	0.048105	4/4/1990	0.081655
6/6/2007	5.0806	0.050806	0.048087	4/5/1990	0.081674
6/5/2007	5.087	0.05087	0.048078	4/6/1990	0.081696
6/4/2007	5.0224	0.050224	0.04807	4/9/1990	0.081716

6/1/2007	5.0572	0.050572	0.048065	4/10/1990	0.081741
5/31/2007	5.0098	0.050098	0.048059	4/11/1990	0.081768
5/30/2007	5.0014	0.050014	0.048055	4/12/1990	0.081794
5/29/2007	5.0171	0.050171	0.048052	4/13/1990	0.081816
5/28/2007	5.0024	0.050024	0.048049	4/16/1990	0.081844
5/25/2007	5.0024	0.050024	0.048046	4/17/1990	0.081878
5/24/2007	4.9898	0.049898	0.048045	4/18/1990	0.081919
5/23/2007	5.0034	0.050034	0.048046	4/19/1990	0.081961
5/22/2007	4.9804	0.049804	0.048045	4/20/1990	0.082006
5/21/2007	4.937	0.04937	0.048048	4/23/1990	0.082052
5/18/2007	4.9576	0.049576	0.048057	4/24/1990	0.082096
5/17/2007	4.9133	0.049133	0.048064	4/25/1990	0.082139
5/16/2007	4.8787	0.048787	0.048072	4/26/1990	0.082181
5/15/2007	4.8746	0.048746	0.04808	4/27/1990	0.082225
5/14/2007	4.8675	0.048675	0.048088	4/30/1990	0.082268
5/11/2007	4.8493	0.048493	0.048094	5/1/1990	0.082313
5/10/2007	4.8221	0.048221	0.048101	5/2/1990	0.082358
5/9/2007	4.8362	0.048362	0.048112	5/3/1990	0.082401
5/8/2007	4.8021	0.048021	0.048123	5/4/1990	0.082436
5/7/2007	4.7822	0.047822	0.048136	5/7/1990	0.082477
5/4/2007	4.8051	0.048051	0.04815	5/8/1990	0.082519
5/3/2007	4.8382	0.048382	0.048164	5/9/1990	0.082566
5/2/2007	4.8151	0.048151	0.048177	5/10/1990	0.082616
5/1/2007	4.8151	0.048151	0.048191	5/11/1990	0.082657
4/30/2007	4.8131	0.048131	0.048206	5/14/1990	0.082691
4/27/2007	4.8806	0.048806	0.048221	5/15/1990	0.082717
4/26/2007	4.8806	0.048806	0.048231	5/16/1990	0.082745
4/25/2007	4.8331	0.048331	0.048241	5/17/1990	0.082774
4/24/2007	4.8061	0.048061	0.048255	5/18/1990	0.082802
4/23/2007	4.8221	0.048221	0.048273	5/21/1990	0.082833
4/20/2007	4.8452	0.048452	0.048286	5/22/1990	0.082859
4/19/2007	4.8331	0.048331	0.0483	5/23/1990	0.082875
4/18/2007	4.8151	0.048151	0.048314	5/24/1990	0.082898
4/17/2007	4.8432	0.048432	0.04833	5/25/1990	0.082926
4/16/2007	4.8897	0.048897	0.048345	5/28/1990	0.082952
4/13/2007	4.9296	0.049296	0.048359	5/29/1990	0.082975
4/12/2007	4.907	0.04907	0.048371	5/30/1990	0.082996
4/11/2007	4.908	0.04908	0.048387	5/31/1990	0.083012
4/10/2007	4.904	0.04904	0.048405	6/1/1990	0.083024
4/9/2007	4.9183	0.049183	0.04842	6/4/1990	0.083038
4/6/2007	4.9203	0.049203	0.048434	6/5/1990	0.083051
4/5/2007	4.8745	0.048745	0.048447	6/6/1990	0.083061
4/4/2007	4.8422	0.048422	0.048466	6/7/1990	0.083072
4/3/2007	4.8482	0.048482	0.048488	6/8/1990	0.083086
4/2/2007	4.8361	0.048361	0.048507	6/11/1990	0.083098
3/30/2007	4.8432	0.048432	0.048529	6/12/1990	0.083114
3/29/2007	4.8432	0.048432	0.048549	6/13/1990	0.083126
3/28/2007	4.8311	0.048311	0.048569	6/14/1990	0.083137
3/27/2007	4.7982	0.047982	0.048587	6/15/1990	0.083153
3/26/2007	4.8002	0.048002	0.048607	6/18/1990	0.083171
3/23/2007	4.8022	0.048022	0.048626	6/19/1990	0.08319
3/22/2007	4.7744	0.047744	0.048644	6/20/1990	0.083213
3/21/2007	4.7203	0.047203	0.048662	6/21/1990	0.083232
3/20/2007	4.7115	0.047115	0.048681	6/22/1990	0.083249
3/19/2007	4.7135	0.047135	0.048696	6/25/1990	0.083272



3/16/2007	4.6931	0.046931	0.048711	6/26/1990	0.083294
3/15/2007	4.695	0.04695	0.048728	6/27/1990	0.083314
3/14/2007	4.6989	0.046989	0.048746	6/28/1990	0.083331
3/13/2007	4.6564	0.046564	0.048765	6/29/1990	0.083343
3/12/2007	4.697	0.04697	0.048786	7/2/1990	0.083354
3/9/2007	4.7214	0.047214	0.048807	7/3/1990	0.083363
3/8/2007	4.6545	0.046545	0.048825	7/4/1990	0.083368
3/7/2007	4.6286	0.046286	0.048852	7/5/1990	0.083374
3/6/2007	4.6584	0.046584	0.048882	7/6/1990	0.083387
3/5/2007	4.6344	0.046344	0.048909	7/9/1990	0.083402
3/2/2007	4.6382	0.046382	0.048935	7/10/1990	0.083418
3/1/2007	4.6758	0.046758	0.04896	7/11/1990	0.083435
2/28/2007	4.6806	0.046806	0.048985	7/12/1990	0.083452
2/27/2007	4.6316	0.046316	0.049008	7/13/1990	0.083466
2/26/2007	4.7303	0.047303	0.049032	7/16/1990	0.083486
2/23/2007	4.7765	0.047765	0.049052	7/17/1990	0.083508
2/22/2007	4.8293	0.048293	0.04907	7/18/1990	0.083535
2/21/2007	4.7904	0.047904	0.049087	7/19/1990	0.083562
2/20/2007	4.7766	0.047766	0.049111	7/20/1990	0.083587
2/19/2007	4.7874	0.047874	0.049132	7/23/1990	0.083612
2/16/2007	4.7875	0.047875	0.049156	7/24/1990	0.083648
2/15/2007	4.8054	0.048054	0.049183	7/25/1990	0.083676
2/14/2007	4.8333	0.048333	0.049204	7/26/1990	0.083702
2/13/2007	4.8989	0.048989	0.049222	7/27/1990	0.083724
2/12/2007	4.8857	0.048857	0.049237	7/30/1990	0.083746
2/9/2007	4.8635	0.048635	0.049252	7/31/1990	0.083767
2/8/2007	4.8396	0.048396	0.049268	8/1/1990	0.083788
2/7/2007	4.8521	0.048521	0.049288	8/2/1990	0.083817
2/6/2007	4.8679	0.048679	0.049307	8/3/1990	0.08385
2/5/2007	4.9071	0.049071	0.049324	8/6/1990	0.083896
2/2/2007	4.922	0.04922	0.04934	8/7/1990	0.083941
2/1/2007	4.9294	0.049294	0.049352	8/8/1990	0.083987
1/31/2007	4.9069	0.049069	0.049364	8/9/1990	0.084029
1/30/2007	4.9777	0.049777	0.049377	8/10/1990	0.084074
1/29/2007	4.995	0.04995	0.049386	8/13/1990	0.084121
1/26/2007	4.9722	0.049722	0.049389	8/14/1990	0.084163
1/25/2007	4.9667	0.049667	0.049396	8/15/1990	0.084204
1/24/2007	4.9099	0.049099	0.049404	8/16/1990	0.084255
1/23/2007	4.9057	0.049057	0.049415	8/17/1990	0.084309
1/22/2007	4.8476	0.048476	0.049423	8/20/1990	0.08436
1/19/2007	4.8623	0.048623	0.049435	8/21/1990	0.084412
1/18/2007	4.8401	0.048401	0.049447	8/22/1990	0.084471
1/17/2007	4.8706	0.048706	0.049461	8/23/1990	0.084533
1/16/2007	4.8401	0.048401	0.04947	8/24/1990	0.084598
1/15/2007	4.86	0.0486	0.049478	8/27/1990	0.084655
1/12/2007	4.86	0.0486	0.049486	8/28/1990	0.08471
1/11/2007	4.8181	0.048181	0.049496	8/29/1990	0.084761
1/10/2007	4.7745	0.047745	0.049504	8/30/1990	0.084814
1/9/2007	4.7375	0.047375	0.04951	8/31/1990	0.08487
1/8/2007	4.7334	0.047334	0.049519	9/3/1990	0.084927
1/5/2007	4.7385	0.047385	0.049527	9/4/1990	0.084985
1/4/2007	4.7079	0.047079	0.049534	9/5/1990	0.085037
1/3/2007	4.7631	0.047631	0.049544	9/6/1990	0.085089
1/2/2007	4.7847	0.047847	0.049548	9/7/1990	0.085139
1/1/2007	4.8096	0.048096	0.049548	9/10/1990	0.085193

12/29/2006	4.8095	0.048095	0.049544	9/11/1990	0.085245
12/28/2006	4.8064	0.048064	0.049538	9/12/1990	0.085299
12/27/2006	4.7763	0.047763	0.049535	9/13/1990	0.085352
12/26/2006	4.7312	0.047312	0.049533	9/14/1990	0.085408
12/25/2006	4.7578	0.047578	0.049533	9/17/1990	0.085465
12/22/2006	4.7578	0.047578	0.04953	9/18/1990	0.085524
12/21/2006	4.6875	0.046875	0.049528	9/19/1990	0.08558
12/20/2006	4.728	0.04728	0.049529	9/20/1990	0.085637
12/19/2006	4.7189	0.047189	0.04953	9/21/1990	0.085699
12/18/2006	4.7057	0.047057	0.049529	9/24/1990	0.085765
12/15/2006	4.7138	0.047138	0.049531	9/25/1990	0.08583
12/14/2006	4.7137	0.047137	0.049533	9/26/1990	0.085894
12/13/2006	4.6965	0.046965	0.049533	9/27/1990	0.085953
12/12/2006	4.6064	0.046064	0.049534	9/28/1990	0.086009
12/11/2006	4.6242	0.046242	0.049539	10/1/1990	0.086059
12/8/2006	4.6532	0.046532	0.049545	10/2/1990	0.086106
12/7/2006	4.6024	0.046024	0.049545	10/3/1990	0.08615
12/6/2006	4.5994	0.045994	0.049546	10/4/1990	0.086191
12/5/2006	4.5727	0.045727	0.049544	10/5/1990	0.086232
12/4/2006	4.5404	0.045404	0.04954	10/8/1990	0.086274
12/1/2006	4.5463	0.045463	0.049541	10/9/1990	0.086323
11/30/2006	4.5619	0.045619	0.04954	#####	0.086374
11/29/2006	4.6142	0.046142	0.049537	#####	0.086426
11/28/2006	4.5914	0.045914	0.04953	#####	0.086471
11/27/2006	4.6112	0.046112	0.049527	#####	0.086513
11/24/2006	4.6311	0.046311	0.049522	#####	0.086553
11/23/2006	4.646	0.04646	0.049515	#####	0.086593
11/22/2006	4.646	0.04646	0.049511	#####	0.086628
11/21/2006	4.657	0.04657	0.049508	#####	0.086658
11/20/2006	4.6791	0.046791	0.049504	#####	0.086686
11/17/2006	4.6881	0.046881	0.049498	#####	0.086713
11/16/2006	4.7419	0.047419	0.049491	#####	0.08674
11/15/2006	4.7002	0.047002	0.049487	#####	0.08676
11/14/2006	4.656	0.04656	0.049485	#####	0.086786
11/13/2006	4.7053	0.047053	0.049485	#####	0.086812
11/10/2006	4.6972	0.046972	0.049481	#####	0.086833
11/9/2006	4.7296	0.047296	0.049478	#####	0.086851
11/8/2006	4.7276	0.047276	0.049476	11/1/1990	0.086862
11/7/2006	4.7551	0.047551	0.049475	11/2/1990	0.086871
11/6/2006	4.7839	0.047839	0.049471	11/5/1990	0.086873
11/3/2006	4.8086	0.048086	0.049467	11/6/1990	0.086877
11/2/2006	4.7153	0.047153	0.049461	11/7/1990	0.086889
11/1/2006	4.684	0.04684	0.04946	11/8/1990	0.086903
10/31/2006	4.7153	0.047153	0.049458	11/9/1990	0.086909
10/30/2006	4.7827	0.047827	0.049451	#####	0.08691
10/27/2006	4.793	0.04793	0.049439	#####	0.086907
10/26/2006	4.8366	0.048366	0.049425	#####	0.086906
10/25/2006	4.8816	0.048816	0.04941	#####	0.086907
10/24/2006	4.941	0.04941	0.049392	#####	0.086913
10/23/2006	4.957	0.04957	0.04937	#####	0.086917
10/20/2006	4.908	0.04908	0.049349	#####	0.086921
10/19/2006	4.9101	0.049101	0.04933	#####	0.086921
10/18/2006	4.8836	0.048836	0.049313	#####	0.08692
10/17/2006	4.8984	0.048984	0.049301	#####	0.086919
10/16/2006	4.9079	0.049079	0.049286	#####	0.086915

10/13/2006	4.9334	0.049334	0.049269	#####	0.086903
10/12/2006	4.9057	0.049057	0.04925	#####	0.086894
10/11/2006	4.9057	0.049057	0.049232	#####	0.08689
10/10/2006	4.8835	0.048835	0.049213	#####	0.086886
10/9/2006	4.8343	0.048343	0.049197	12/3/1990	0.08688
10/6/2006	4.8343	0.048343	0.049182	12/4/1990	0.086874
10/5/2006	4.7589	0.047589	0.049167	12/5/1990	0.086863
10/4/2006	4.7202	0.047202	0.049154	12/6/1990	0.086849
10/3/2006	4.7538	0.047538	0.049145	12/7/1990	0.086831
10/2/2006	4.7476	0.047476	0.049132	#####	0.086805
9/29/2006	4.7619	0.047619	0.049122	#####	0.08678
9/28/2006	4.7548	0.047548	0.049114	#####	0.086754
9/27/2006	4.7374	0.047374	0.04911	#####	0.086732
9/26/2006	4.7141	0.047141	0.049106	#####	0.08671
9/25/2006	4.6878	0.046878	0.049102	#####	0.086689
9/22/2006	4.7343	0.047343	0.0491	#####	0.086657
9/21/2006	4.7721	0.047721	0.049097	#####	0.086636
9/20/2006	4.8477	0.048477	0.049092	#####	0.086617
9/19/2006	4.8581	0.048581	0.049085	#####	0.086604
9/18/2006	4.9234	0.049234	0.04908	#####	0.086595
9/15/2006	4.9096	0.049096	0.04907	#####	0.08659
9/14/2006	4.916	0.04916	0.049058	#####	0.08658
9/13/2006	4.8927	0.048927	0.049048	#####	0.086568
9/12/2006	4.9032	0.049032	0.049037	#####	0.086559
9/11/2006	4.9404	0.049404	0.04903	#####	0.086549
9/8/2006	4.918	0.04918	0.049018	1/3/1991	0.086531
9/7/2006	4.9339	0.049339	0.049008	1/4/1991	0.086518
9/6/2006	4.9488	0.049488	0.048996	1/7/1991	0.086504
9/5/2006	4.9297	0.049297	0.048983	1/8/1991	0.086492
9/4/2006	4.8716	0.048716	0.048968	1/9/1991	0.086483
9/1/2006	4.8716	0.048716	0.048957	1/10/1991	0.086469
8/31/2006	4.8768	0.048768	0.048949	1/11/1991	0.086461
8/30/2006	4.9042	0.049042	0.04894	1/14/1991	0.086453
8/29/2006	4.9232	0.049232	0.048927	1/15/1991	0.086447
8/28/2006	4.9296	0.049296	0.048914	1/16/1991	0.08644
8/25/2006	4.9243	0.049243	0.048902	1/17/1991	0.08642
8/24/2006	4.938	0.04938	0.048888	1/18/1991	0.0864
8/23/2006	4.9455	0.049455	0.048874	1/21/1991	0.08638
8/22/2006	4.9433	0.049433	0.048864	1/22/1991	0.086364
8/21/2006	4.9572	0.049572	0.048857	1/23/1991	0.086342
8/18/2006	4.9786	0.049786	0.048846	1/24/1991	0.086314
8/17/2006	4.998	0.04998	0.048834	1/25/1991	0.086283
8/16/2006	4.9915	0.049915	0.048826	1/28/1991	0.086252
8/15/2006	5.0479	0.050479	0.048814	1/29/1991	0.086215
8/14/2006	5.1127	0.051127	0.048803	1/30/1991	0.086178
8/11/2006	5.0939	0.050939	0.04879	1/31/1991	0.086139
8/10/2006	5.0729	0.050729	0.048778	2/1/1991	0.086095
8/9/2006	5.0488	0.050488	0.048764	2/4/1991	0.086045
8/8/2006	5.0194	0.050194	0.048749	2/5/1991	0.085996
8/7/2006	5.001	0.05001	0.048736	2/6/1991	0.085946
8/4/2006	4.988	0.04988	0.048725	2/7/1991	0.085897
8/3/2006	5.0442	0.050442	0.048713	2/8/1991	0.085844
8/2/2006	5.0529	0.050529	0.048701	2/11/1991	0.085793
8/1/2006	5.0605	0.050605	0.048685	2/12/1991	0.08575
7/31/2006	5.0649	0.050649	0.048665	2/13/1991	0.085706

7/28/2006	5.0703	0.050703	0.048642	2/14/1991	0.085664
7/27/2006	5.1043	0.051043	0.048621	2/15/1991	0.085619
7/26/2006	5.0943	0.050943	0.048601	2/18/1991	0.085575
7/25/2006	5.1219	0.051219	0.048581	2/19/1991	0.085542
7/24/2006	5.102	0.05102	0.04856	2/20/1991	0.085515
7/21/2006	5.0931	0.050931	0.04854	2/21/1991	0.085486
7/20/2006	5.082	0.05082	0.04852	2/22/1991	0.085458
7/19/2006	5.0985	0.050985	0.048499	2/25/1991	0.085427
7/18/2006	5.1651	0.051651	0.048474	2/26/1991	0.085399
7/17/2006	5.0984	0.050984	0.048444	2/27/1991	0.085372
7/14/2006	5.115	0.05115	0.048417	2/28/1991	0.085351
7/13/2006	5.1127	0.051127	0.048392	3/1/1991	0.085337
7/12/2006	5.137	0.05137	0.048365	3/4/1991	0.085321
7/11/2006	5.1459	0.051459	0.048338	3/5/1991	0.0853
7/10/2006	5.1705	0.051705	0.048312	3/6/1991	0.08528
7/7/2006	5.1738	0.051738	0.048282	3/7/1991	0.08526
7/6/2006	5.2222	0.052222	0.04825	3/8/1991	0.085246
7/5/2006	5.2666	0.052666	0.048214	3/11/1991	0.085228
7/4/2006	5.1995	0.051995	0.048178	3/12/1991	0.08522
7/3/2006	5.1995	0.051995	0.048146	3/13/1991	0.085208
6/30/2006	5.1859	0.051859	0.048112	3/14/1991	0.085196
6/29/2006	5.2469	0.052469	0.048076	3/15/1991	0.085188
6/28/2006	5.2812	0.052812	0.048036	3/18/1991	0.085183
6/27/2006	5.232	0.05232	0.047998	3/19/1991	0.085181
6/26/2006	5.2719	0.052719	0.047964	3/20/1991	0.085176
6/23/2006	5.2536	0.052536	0.047929	3/21/1991	0.08517
6/22/2006	5.2432	0.052432	0.047892	3/22/1991	0.085166
6/21/2006	5.1922	0.051922	0.047852	3/25/1991	0.085165
6/20/2006	5.1911	0.051911	0.047813	3/26/1991	0.085159
6/19/2006	5.1742	0.051742	0.047776	3/27/1991	0.085148
6/16/2006	5.1686	0.051686	0.047737	3/28/1991	0.085136
6/15/2006	5.1361	0.051361	0.0477	3/29/1991	0.085123
6/14/2006	5.0919	0.050919	0.047665	4/1/1991	0.085111
6/13/2006	5.0145	0.050145	0.047628	4/2/1991	0.085098
6/12/2006	5.0231	0.050231	0.047592	4/3/1991	0.085082
6/9/2006	5.0199	0.050199	0.047556	4/4/1991	0.085065
6/8/2006	5.0632	0.050632	0.04752	4/5/1991	0.08505
6/7/2006	5.0873	0.050873	0.04748	4/8/1991	0.085036
6/6/2006	5.0763	0.050763	0.047441	4/9/1991	0.085026
6/5/2006	5.106	0.05106	0.047405	4/10/1991	0.085019
6/2/2006	5.0949	0.050949	0.047368	4/11/1991	0.085012
6/1/2006	5.1927	0.051927	0.047332	4/12/1991	0.085001
5/31/2006	5.2277	0.052277	0.047292	4/15/1991	0.084987
5/30/2006	5.1837	0.051837	0.04725	4/16/1991	0.084968
5/29/2006	5.1545	0.051545	0.047212	4/17/1991	0.084946
5/26/2006	5.1545	0.051545	0.047176	4/18/1991	0.084927
5/25/2006	5.1689	0.051689	0.047139	4/19/1991	0.084911
5/24/2006	5.1333	0.051333	0.047104	4/22/1991	0.084901
5/23/2006	5.1155	0.051155	0.047068	4/23/1991	0.084892
5/22/2006	5.131	0.05131	0.047037	4/24/1991	0.08488
5/19/2006	5.1376	0.051376	0.047002	4/25/1991	0.084869
5/18/2006	5.1654	0.051654	0.046971	4/26/1991	0.084853
5/17/2006	5.2659	0.052659	0.046942	4/29/1991	0.084836
5/16/2006	5.2091	0.052091	0.046907	4/30/1991	0.084819
5/15/2006	5.2716	0.052716	0.046877	5/1/1991	0.084799

5/12/2006	5.3106	0.053106	0.046842	5/2/1991	0.084776
5/11/2006	5.2304	0.052304	0.046803	5/3/1991	0.08476
5/10/2006	5.192	0.05192	0.046766	5/6/1991	0.084744
5/9/2006	5.1976	0.051976	0.046734	5/7/1991	0.084733
5/8/2006	5.1819	0.051819	0.046699	5/8/1991	0.084724
5/5/2006	5.1875	0.051875	0.046664	5/9/1991	0.084714
5/4/2006	5.2382	0.052382	0.046624	5/10/1991	0.084712
5/3/2006	5.2336	0.052336	0.046586	5/13/1991	0.084702
5/2/2006	5.2076	0.052076	0.046546	5/14/1991	0.084691
5/1/2006	5.2268	0.052268	0.046509	5/15/1991	0.084668
4/28/2006	5.1615	0.051615	0.04647	5/16/1991	0.084642
4/27/2006	5.1704	0.051704	0.046437	5/17/1991	0.084614
4/26/2006	5.1827	0.051827	0.046398	5/20/1991	0.08459
4/25/2006	5.1547	0.051547	0.04636	5/21/1991	0.084564
4/24/2006	5.0578	0.050578	0.046326	5/22/1991	0.084538
4/21/2006	5.0928	0.050928	0.046293	5/23/1991	0.084514
4/20/2006	5.1379	0.051379	0.046259	5/24/1991	0.084491
4/19/2006	5.1202	0.051202	0.046221	5/27/1991	0.084461
4/18/2006	5.0762	0.050762	0.046185	5/28/1991	0.084427
4/17/2006	5.0795	0.050795	0.046148	5/29/1991	0.084396
4/14/2006	5.1124	0.051124	0.046111	5/30/1991	0.08436
4/13/2006	5.1124	0.051124	0.046071	5/31/1991	0.08432
4/12/2006	5.0575	0.050575	0.046032	6/3/1991	0.084281
4/11/2006	4.9959	0.049959	0.045997	6/4/1991	0.08424
4/10/2006	5.025	0.05025	0.045962	6/5/1991	0.084209
4/7/2006	5.0553	0.050553	0.045926	6/6/1991	0.084177
4/6/2006	4.9734	0.049734	0.045883	6/7/1991	0.084155
4/5/2006	4.9024	0.049024	0.045847	6/10/1991	0.08413
4/4/2006	4.9087	0.049087	0.045814	6/11/1991	0.084104
4/3/2006	4.894	0.04894	0.045778	6/12/1991	0.084081
3/31/2006	4.8898	0.048898	0.045745	6/13/1991	0.084056
3/30/2006	4.896	0.04896	0.045713	6/14/1991	0.084031
3/29/2006	4.8398	0.048398	0.04568	6/17/1991	0.084008
3/28/2006	4.7955	0.047955	0.045654	6/18/1991	0.083989
3/27/2006	4.7274	0.047274	0.045634	6/19/1991	0.083966
3/24/2006	4.6893	0.046893	0.045616	6/20/1991	0.083943
3/23/2006	4.7537	0.047537	0.0456	6/21/1991	0.083921
3/22/2006	4.7224	0.047224	0.045582	6/24/1991	0.083899
3/21/2006	4.7446	0.047446	0.045566	6/25/1991	0.083873
3/20/2006	4.6993	0.046993	0.045548	6/26/1991	0.083846
3/17/2006	4.7173	0.047173	0.045529	6/27/1991	0.083817
3/16/2006	4.6923	0.046923	0.045505	6/28/1991	0.083787
3/15/2006	4.7496	0.047496	0.045481	7/1/1991	0.083757
3/14/2006	4.6993	0.046993	0.045453	7/2/1991	0.083722
3/13/2006	4.7597	0.047597	0.045431	7/3/1991	0.083684
3/10/2006	4.7476	0.047476	0.045407	7/4/1991	0.083648
3/9/2006	4.7173	0.047173	0.045381	7/5/1991	0.083617
3/8/2006	4.7153	0.047153	0.045357	7/8/1991	0.083591
3/7/2006	4.7093	0.047093	0.045337	7/9/1991	0.08357
3/6/2006	4.7354	0.047354	0.045323	7/10/1991	0.083553
3/3/2006	4.6594	0.046594	0.045308	7/11/1991	0.083535
3/2/2006	4.6111	0.046111	0.045297	7/12/1991	0.083514
3/1/2006	4.5585	0.045585	0.045288	7/15/1991	0.083497
2/28/2006	4.5075	0.045075	0.045278	7/16/1991	0.08348
2/27/2006	4.5498	0.045498	0.045271	7/17/1991	0.083464



2/24/2006	4.5258	0.045258	0.045266	7/18/1991	0.08344
2/23/2006	4.5009	0.045009	0.045261	7/19/1991	0.083411
2/22/2006	4.4799	0.044799	0.045258	7/22/1991	0.08338
2/21/2006	4.5306	0.045306	0.045258	7/23/1991	0.083357
2/20/2006	4.5057	0.045057	0.045256	7/24/1991	0.083331
2/17/2006	4.5057	0.045057	0.045255	7/25/1991	0.083305
2/16/2006	4.5654	0.045654	0.045255	7/26/1991	0.08328
2/15/2006	4.5722	0.045722	0.045254	7/29/1991	0.083259
2/14/2006	4.5887	0.045887	0.045254	7/30/1991	0.083241
2/13/2006	4.5557	0.045557	0.045256	7/31/1991	0.08322
2/10/2006	4.5518	0.045518	0.04526	8/1/1991	0.083198
2/9/2006	4.6508	0.046508	0.045261	8/2/1991	0.083171
2/8/2006	4.6746	0.046746	0.045258	8/5/1991	0.083145
2/7/2006	4.6538	0.046538	0.045248	8/6/1991	0.083115
2/6/2006	4.6222	0.046222	0.045241	8/7/1991	0.083082
2/3/2006	4.6242	0.046242	0.045236	8/8/1991	0.083052
2/2/2006	4.6947	0.046947	0.045229	8/9/1991	0.083025
2/1/2006	4.7058	0.047058	0.045221	8/12/1991	0.083002
1/31/2006	4.6768	0.046768	0.045215	8/13/1991	0.082976
1/30/2006	4.7018	0.047018	0.045209	8/14/1991	0.082948
1/27/2006	4.6918	0.046918	0.045202	8/15/1991	0.08292
1/26/2006	4.6939	0.046939	0.0452	8/16/1991	0.08289
1/25/2006	4.6552	0.046552	0.045192	8/19/1991	0.08286
1/24/2006	4.5717	0.045717	0.045187	8/20/1991	0.082834
1/23/2006	4.5301	0.045301	0.045189	8/21/1991	0.082809
1/20/2006	4.5214	0.045214	0.045192	8/22/1991	0.082785
1/19/2006	4.5467	0.045467	0.0452	8/23/1991	0.082766
1/18/2006	4.511	0.04511	0.045207	8/26/1991	0.082747
1/17/2006	4.5024	0.045024	0.045215	8/27/1991	0.082732
1/16/2006	4.5284	0.045284	0.045226	8/28/1991	0.08271
1/13/2006	4.5284	0.045284	0.045238	8/29/1991	0.082687
1/12/2006	4.5839	0.045839	0.045251	8/30/1991	0.082669
1/11/2006	4.6319	0.046319	0.045258	9/2/1991	0.08265
1/10/2006	4.6113	0.046113	0.045264	9/3/1991	0.08263
1/9/2006	4.5509	0.045509	0.045271	9/4/1991	0.082612
1/6/2006	4.5607	0.045607	0.045279	9/5/1991	0.082595
1/5/2006	4.5453	0.045453	0.045289	9/6/1991	0.082573
1/4/2006	4.5366	0.045366	0.045301	9/9/1991	0.082549
1/3/2006	4.5463	0.045463	0.045317	9/10/1991	0.082525
1/2/2006	4.5347	0.045347	0.045334	9/11/1991	0.082507
12/30/2005	4.5348	0.045348	0.045349	9/12/1991	0.082487
12/29/2005	4.5128	0.045128	0.045365	9/13/1991	0.082468
12/28/2005	4.5311	0.045311	0.045381	9/16/1991	0.082448
12/27/2005	4.5042	0.045042	0.0454	9/17/1991	0.082434
12/23/2005	4.5447	0.045447	0.045417	9/18/1991	0.082424
12/22/2005	4.6061	0.046061	0.04543	9/19/1991	0.082416
12/21/2005	4.6751	0.046751	0.045438	9/20/1991	0.082407
12/20/2005	4.6534	0.046534	0.045444	9/23/1991	0.082394
12/19/2005	4.6386	0.046386	0.045453	9/24/1991	0.082379
12/16/2005	4.6426	0.046426	0.04546	9/25/1991	0.082365
12/15/2005	4.6723	0.046723	0.045468	9/26/1991	0.082355
12/14/2005	4.6615	0.046615	0.045472	9/27/1991	0.082337
12/13/2005	4.7242	0.047242	0.045481	9/30/1991	0.082316
12/12/2005	4.7453	0.047453	0.04548	10/1/1991	0.082292
12/9/2005	4.7273	0.047273	0.045474	10/2/1991	0.082265

12/8/2005	4.6676	0.046676	0.04547	10/3/1991	0.082239
12/7/2005	4.7134	0.047134	0.045474	10/4/1991	0.082214
12/6/2005	4.6776	0.046776	0.045475	10/7/1991	0.082191
12/5/2005	4.7606	0.047606	0.045476	10/8/1991	0.082167
12/2/2005	4.7135	0.047135	0.045474	10/9/1991	0.082151
12/1/2005	4.7146	0.047146	0.045471	#####	0.082143
11/30/2005	4.6927	0.046927	0.045468	#####	0.082126
11/29/2005	4.6908	0.046908	0.045466	#####	0.082104
11/28/2005	4.6188	0.046188	0.045466	#####	0.082078
11/25/2005	4.6581	0.046581	0.045467	#####	0.082049
11/24/2005	4.6998	0.046998	0.045467	#####	0.082034
11/23/2005	4.7009	0.047009	0.045461	#####	0.082014
11/22/2005	4.6544	0.046544	0.045451	#####	0.081999
11/21/2005	4.6594	0.046594	0.045443	#####	0.081985
11/18/2005	4.6831	0.046831	0.045432	#####	0.081968
11/17/2005	4.6487	0.046487	0.045422	#####	0.08196
11/16/2005	4.6635	0.046635	0.045414	#####	0.081954
11/15/2005	4.7482	0.047482	0.045399	#####	0.081945
11/14/2005	4.7956	0.047956	0.04538	#####	0.081927
11/11/2005	4.7412	0.047412	0.045361	#####	0.081913
11/10/2005	4.7372	0.047372	0.045348	#####	0.0819
11/9/2005	4.8375	0.048375	0.045341	11/1/1991	0.081885
11/8/2005	4.7585	0.047585	0.045328	11/4/1991	0.081872
11/7/2005	4.8152	0.048152	0.04532	11/5/1991	0.081863
11/4/2005	4.8571	0.048571	0.045308	11/6/1991	0.081852
11/3/2005	4.8438	0.048438	0.045296	11/7/1991	0.081839
11/2/2005	4.7991	0.047991	0.045288	11/8/1991	0.081828
11/1/2005	4.7587	0.047587	0.045281	#####	0.081819
10/31/2005	4.7537	0.047537	0.045277	#####	0.081806
10/28/2005	4.7719	0.047719	0.045269	#####	0.081799
10/27/2005	4.7659	0.047659	0.045263	#####	0.081787
10/26/2005	4.7932	0.047932	0.045258	#####	0.08178
10/25/2005	4.7349	0.047349	0.045251	#####	0.081775
10/24/2005	4.6614	0.046614	0.045248	#####	0.081773
10/21/2005	4.6017	0.046017	0.045251	#####	0.08177
10/20/2005	4.6616	0.046616	0.045257	#####	0.08177
10/19/2005	4.6893	0.046893	0.045259	#####	0.08177
10/18/2005	4.6933	0.046933	0.045263	#####	0.081771
10/17/2005	4.7142	0.047142	0.045267	#####	0.081769
10/14/2005	4.7023	0.047023	0.045272	#####	0.081766
10/13/2005	4.6915	0.046915	0.045279	#####	0.081762
10/12/2005	4.6599	0.046599	0.045286	#####	0.081756
10/11/2005	4.5973	0.045973	0.045296	12/2/1991	0.081749
10/10/2005	4.5673	0.045673	0.04531	12/3/1991	0.081737
10/7/2005	4.5645	0.045645	0.045322	12/4/1991	0.081723
10/6/2005	4.6122	0.046122	0.045336	12/5/1991	0.081705
10/5/2005	4.5647	0.045647	0.045349	12/6/1991	0.08168
10/4/2005	4.6006	0.046006	0.045367	12/9/1991	0.081655
10/3/2005	4.6211	0.046211	0.045383	#####	0.081632
9/30/2005	4.5668	0.045668	0.045398	#####	0.081609
9/29/2005	4.5448	0.045448	0.045412	#####	0.081585
9/28/2005	4.5027	0.045027	0.045427	#####	0.081559
9/27/2005	4.5381	0.045381	0.045443	#####	0.081535
9/26/2005	4.5593	0.045593	0.045456	#####	0.081509
9/23/2005	4.5191	0.045191	0.045469	#####	0.081488



9/22/2005	4.4622	0.044622	0.045484	#####	0.081461
9/21/2005	4.4566	0.044566	0.045502	#####	0.081426
9/20/2005	4.5241	0.045241	0.045515	#####	0.081386
9/19/2005	4.5462	0.045462	0.045527	#####	0.081342
9/16/2005	4.5646	0.045646	0.04554	#####	0.081301
9/15/2005	4.5148	0.045148	0.045552	#####	0.08126
9/14/2005	4.4485	0.044485	0.045568	#####	0.08122
9/13/2005	4.4148	0.044148	0.045585	#####	0.081176
9/12/2005	4.4467	0.044467	0.045609	#####	0.081131
9/9/2005	4.399	0.04399	0.045631	1/2/1992	0.081091
9/8/2005	4.4319	0.044319	0.045657	1/3/1992	0.081053
9/7/2005	4.4217	0.044217	0.045689	1/6/1992	0.081013
9/6/2005	4.3584	0.043584	0.045718	1/7/1992	0.08097
9/5/2005	4.2969	0.042969	0.045751	1/8/1992	0.080928
9/2/2005	4.2961	0.042961	0.045784	1/9/1992	0.080887
9/1/2005	4.3101	0.043101	0.045813	1/10/1992	0.080851
8/31/2005	4.2537	0.042537	0.04584	1/13/1992	0.080819
8/30/2005	4.3111	0.043111	0.045869	1/14/1992	0.080788
8/29/2005	4.359	0.04359	0.045895	1/15/1992	0.080756
8/26/2005	4.372	0.04372	0.04592	1/16/1992	0.080727
8/25/2005	4.3648	0.043648	0.045945	1/17/1992	0.080695
8/24/2005	4.3889	0.043889	0.045967	1/20/1992	0.080667
8/23/2005	4.3983	0.043983	0.04599	1/21/1992	0.080639
8/22/2005	4.4273	0.044273	0.046015	1/22/1992	0.080614
8/19/2005	4.4189	0.044189	0.046038	1/23/1992	0.080595
8/18/2005	4.4182	0.044182	0.046062	1/24/1992	0.080572
8/17/2005	4.4755	0.044755	0.04609	1/27/1992	0.080545
8/16/2005	4.4183	0.044183	0.046114	1/28/1992	0.080514
8/15/2005	4.4804	0.044804	0.04614	1/29/1992	0.080488
8/12/2005	4.4484	0.044484	0.046163	1/30/1992	0.080466
8/11/2005	4.5138	0.045138	0.046185	1/31/1992	0.080442
8/10/2005	4.5771	0.045771	0.0462	2/3/1992	0.080423
8/9/2005	4.5723	0.045723	0.046213	2/4/1992	0.080399
8/8/2005	4.5994	0.045994	0.046225	2/5/1992	0.080376
8/5/2005	4.582	0.04582	0.046236	2/6/1992	0.080356
8/4/2005	4.5207	0.045207	0.046247	2/7/1992	0.080338
8/3/2005	4.4998	0.044998	0.046262	2/10/1992	0.080316
8/2/2005	4.5437	0.045437	0.046279	2/11/1992	0.080294
8/1/2005	4.5084	0.045084	0.04629	2/12/1992	0.080273
7/29/2005	4.4706	0.044706	0.046302	2/13/1992	0.080257
7/28/2005	4.3977	0.043977	0.046317	2/14/1992	0.080241
7/27/2005	4.4689	0.044689	0.046336	2/17/1992	0.080225
7/26/2005	4.4473	0.044473	0.046351	2/18/1992	0.080211
7/25/2005	4.4661	0.044661	0.046369	2/19/1992	0.08019
7/22/2005	4.4399	0.044399	0.046388	2/20/1992	0.080169
7/21/2005	4.5003	0.045003	0.046408	2/21/1992	0.080149
7/20/2005	4.3934	0.043934	0.046424	2/24/1992	0.080133
7/19/2005	4.4232	0.044232	0.046448	2/25/1992	0.080117
7/18/2005	4.4645	0.044645	0.046471	2/26/1992	0.080097
7/15/2005	4.3963	0.043963	0.046492	2/27/1992	0.080075
7/14/2005	4.4141	0.044141	0.046518	2/28/1992	0.080049
7/13/2005	4.3947	0.043947	0.046547	3/2/1992	0.080029
7/12/2005	4.3854	0.043854	0.046576	3/3/1992	0.08001
7/11/2005	4.3394	0.043394	0.046603	3/4/1992	0.079991
7/8/2005	4.3413	0.043413	0.046632	3/5/1992	0.079975

7/7/2005	4.3186	0.043186	0.046662	3/6/1992	0.079961
7/6/2005	4.3269	0.043269	0.046691	3/9/1992	0.079941
7/5/2005	4.3617	0.043617	0.046718	3/10/1992	0.07992
7/4/2005	4.2996	0.042996	0.04674	3/11/1992	0.079901
7/1/2005	4.2942	0.042942	0.046763	3/12/1992	0.079883
6/30/2005	4.1911	0.041911	0.046788	3/13/1992	0.079866
6/29/2005	4.26	0.0426	0.046818	3/16/1992	0.079846
6/28/2005	4.2475	0.042475	0.046844	3/17/1992	0.079822
6/27/2005	4.1912	0.041912	0.046874	3/18/1992	0.079799
6/24/2005	4.2207	0.042207	0.046907	3/19/1992	0.07977
6/23/2005	4.2523	0.042523	0.046942	3/20/1992	0.079747
6/22/2005	4.2424	0.042424	0.046973	3/23/1992	0.079725
6/21/2005	4.3249	0.043249	0.047009	3/24/1992	0.079697
6/20/2005	4.3874	0.043874	0.047039	3/25/1992	0.079669
6/17/2005	4.3607	0.043607	0.047067	3/26/1992	0.079643
6/16/2005	4.3673	0.043673	0.047098	3/27/1992	0.079617
6/15/2005	4.4016	0.044016	0.047129	3/30/1992	0.079588
6/14/2005	4.4137	0.044137	0.047156	3/31/1992	0.079561
6/13/2005	4.373	0.04373	0.047186	4/1/1992	0.07953
6/10/2005	4.3244	0.043244	0.047221	4/2/1992	0.0795
6/9/2005	4.2315	0.042315	0.047257	4/3/1992	0.079469
6/8/2005	4.22	0.0422	0.047296	4/6/1992	0.079444
6/7/2005	4.1907	0.041907	0.047331	4/7/1992	0.079416
6/6/2005	4.2434	0.042434	0.047368	4/8/1992	0.07939
6/3/2005	4.2812	0.042812	0.047405	4/9/1992	0.079363
6/2/2005	4.24	0.0424	0.047442	4/10/1992	0.079336
6/1/2005	4.2365	0.042365	0.04748	4/13/1992	0.079304
5/31/2005	4.3205	0.043205	0.047521	4/14/1992	0.079272
5/30/2005	4.4292	0.044292	0.047558	4/15/1992	0.079239
5/27/2005	4.4293	0.044293	0.04759	4/16/1992	0.07921
5/26/2005	4.4276	0.044276	0.04762	4/17/1992	0.079184
5/25/2005	4.4323	0.044323	0.04765	4/20/1992	0.079163
5/24/2005	4.3584	0.043584	0.04768	4/21/1992	0.079141
5/23/2005	4.3796	0.043796	0.047712	4/22/1992	0.079121
5/20/2005	4.4381	0.044381	0.047746	4/23/1992	0.079098
5/19/2005	4.4429	0.044429	0.047775	4/24/1992	0.079077
5/18/2005	4.4392	0.044392	0.047805	4/27/1992	0.079058
5/17/2005	4.4729	0.044729	0.047836	4/28/1992	0.079037
5/16/2005	4.4956	0.044956	0.047865	4/29/1992	0.079016
5/13/2005	4.4805	0.044805	0.047893	4/30/1992	0.078997
5/12/2005	4.5146	0.045146	0.047921	5/1/1992	0.078979
5/11/2005	4.5451	0.045451	0.047953	5/4/1992	0.07896
5/10/2005	4.568	0.04568	0.047984	5/5/1992	0.078941
5/9/2005	4.6239	0.046239	0.048014	5/6/1992	0.07892
5/6/2005	4.6278	0.046278	0.048042	5/7/1992	0.078901
5/5/2005	4.5769	0.045769	0.048071	5/8/1992	0.078878
5/4/2005	4.5903	0.045903	0.048107	5/11/1992	0.078861
5/3/2005	4.482	0.04482	0.048143	5/12/1992	0.078842
5/2/2005	4.5132	0.045132	0.048184	5/14/1992	0.078827
4/29/2005	4.5133	0.045133	0.048219	5/15/1992	0.078809
4/28/2005	4.4851	0.044851	0.048252	5/18/1992	0.078788
4/27/2005	4.5476	0.045476	0.048287	5/19/1992	0.078766
4/26/2005	4.5715	0.045715	0.048319	5/20/1992	0.078746
4/25/2005	4.5534	0.045534	0.048349	5/21/1992	0.078731
4/22/2005	4.5793	0.045793	0.048377	5/22/1992	0.078719

4/21/2005	4.6363	0.046363	0.048404	5/25/1992	0.078705
4/20/2005	4.5479	0.045479	0.048433	5/26/1992	0.078696
4/19/2005	4.5423	0.045423	0.048466	5/27/1992	0.078686
4/18/2005	4.6093	0.046093	0.0485	5/28/1992	0.078674
4/15/2005	4.6084	0.046084	0.048529	5/29/1992	0.078663
4/14/2005	4.6804	0.046804	0.048559	6/1/1992	0.078655
4/13/2005	4.6814	0.046814	0.048586	6/2/1992	0.078642
4/12/2005	4.658	0.04658	0.048613	6/3/1992	0.078628
4/11/2005	4.7237	0.047237	0.048641	6/4/1992	0.078614
4/8/2005	4.7683	0.047683	0.048665	6/5/1992	0.078603
4/7/2005	4.7944	0.047944	0.048687	6/8/1992	0.078595
4/6/2005	4.7337	0.047337	0.048712	6/9/1992	0.078586
4/5/2005	4.7516	0.047516	0.04874	6/10/1992	0.078578
4/4/2005	4.7348	0.047348	0.04877	6/11/1992	0.07857
4/1/2005	4.721	0.04721	0.048804	6/12/1992	0.07856
3/31/2005	4.7548	0.047548	0.048835	6/15/1992	0.078548
3/30/2005	4.7976	0.047976	0.048864	6/16/1992	0.078539
3/29/2005	4.8409	0.048409	0.048893	6/17/1992	0.07853
3/28/2005	4.8886	0.048886	0.048921	6/18/1992	0.07852
3/25/2005	4.844	0.04844	0.048945	6/19/1992	0.07851
3/24/2005	4.844	0.04844	0.048972	6/22/1992	0.078506
3/23/2005	4.8502	0.048502	0.048997	6/23/1992	0.078501
3/22/2005	4.9051	0.049051	0.049024	6/24/1992	0.078496
3/21/2005	4.8351	0.048351	0.049047	6/25/1992	0.078489
3/18/2005	4.81	0.0481	0.049082	6/26/1992	0.078482
3/17/2005	4.7662	0.047662	0.049115	6/29/1992	0.078475
3/16/2005	4.7941	0.047941	0.04915	6/30/1992	0.078469
3/15/2005	4.8253	0.048253	0.049185	7/1/1992	0.078463
3/14/2005	4.7793	0.047793	0.049216	7/2/1992	0.07845
3/11/2005	4.8093	0.048093	0.04925	7/3/1992	0.078436
3/10/2005	4.7635	0.047635	0.049282	7/6/1992	0.078424
3/9/2005	4.8305	0.048305	0.049314	7/7/1992	0.078413
3/8/2005	4.7073	0.047073	0.049344	7/8/1992	0.078403
3/7/2005	4.6237	0.046237	0.049379	7/9/1992	0.078392
3/4/2005	4.6489	0.046489	0.049415	7/10/1992	0.078383
3/3/2005	4.7381	0.047381	0.04945	7/13/1992	0.078374
3/2/2005	4.7341	0.047341	0.049478	7/14/1992	0.078369
3/1/2005	4.7145	0.047145	0.04951	7/15/1992	0.078361
2/28/2005	4.7195	0.047195	0.049545	7/16/1992	0.07835
2/25/2005	4.6386	0.046386	0.04958	7/17/1992	0.078339
2/24/2005	4.6688	0.046688	0.049621	7/20/1992	0.078324
2/23/2005	4.6523	0.046523	0.049659	7/21/1992	0.078313
2/22/2005	4.6854	0.046854	0.0497	7/22/1992	0.0783
2/21/2005	4.6446	0.046446	0.049738	7/23/1992	0.078284
2/18/2005	4.6495	0.046495	0.049777	7/24/1992	0.078269
2/17/2005	4.5738	0.045738	0.049819	7/27/1992	0.078244
2/16/2005	4.5179	0.045179	0.049868	7/28/1992	0.078218
2/15/2005	4.4851	0.044851	0.049919	7/29/1992	0.078186
2/14/2005	4.4488	0.044488	0.049967	7/30/1992	0.078153
2/11/2005	4.4805	0.044805	0.050019	7/31/1992	0.078122
2/10/2005	4.4732	0.044732	0.050068	8/3/1992	0.078093
2/9/2005	4.3689	0.043689	0.050113	8/4/1992	0.078062
2/8/2005	4.3735	0.043735	0.050162	8/5/1992	0.078032
2/7/2005	4.4222	0.044222	0.050211	8/6/1992	0.07801
2/4/2005	4.4817	0.044817	0.050254	8/7/1992	0.077985

2/3/2005	4.581	0.04581	0.050294	8/10/1992	0.077958
2/2/2005	4.5791	0.045791	0.05033	8/11/1992	0.077927
2/1/2005	4.5944	0.045944	0.050366	8/12/1992	0.077896
1/31/2005	4.5849	0.045849	0.050396	8/13/1992	0.077865
1/28/2005	4.6079	0.046079	0.050428	8/14/1992	0.077832
1/27/2005	4.6843	0.046843	0.05046	8/17/1992	0.077803
1/26/2005	4.6668	0.046668	0.050485	8/18/1992	0.077776
1/25/2005	4.6814	0.046814	0.050513	8/19/1992	0.077749
1/24/2005	4.6004	0.046004	0.050542	8/20/1992	0.077725
1/21/2005	4.6427	0.046427	0.050573	8/21/1992	0.077699
1/20/2005	4.6563	0.046563	0.050599	8/24/1992	0.077681
1/19/2005	4.6554	0.046554	0.050626	8/25/1992	0.077664
1/18/2005	4.6787	0.046787	0.050652	8/26/1992	0.077642
1/17/2005	4.7256	0.047256	0.050676	8/27/1992	0.077617
1/14/2005	4.7276	0.047276	0.050692	8/28/1992	0.077593
1/13/2005	4.6896	0.046896	0.050707	8/31/1992	0.077564
1/12/2005	4.7672	0.047672	0.050724	9/1/1992	0.077534
1/11/2005	4.7801	0.047801	0.050736	9/2/1992	0.077503
1/10/2005	4.817	0.04817	0.050747	9/3/1992	0.077474
1/7/2005	4.835	0.04835	0.050758	9/4/1992	0.077439
1/6/2005	4.8451	0.048451	0.050765	9/8/1992	0.077402
1/5/2005	4.8472	0.048472	0.050763	9/9/1992	0.077368
1/4/2005	4.8856	0.048856	0.050759	9/10/1992	0.077335
1/3/2005	4.8121	0.048121	0.050756	9/11/1992	0.077304
12/31/2004	4.8261	0.048261	0.050755	9/14/1992	0.077275
12/30/2004	4.8725	0.048725	0.050752	9/15/1992	0.077249
12/29/2004	4.9428	0.049428	0.050743	9/16/1992	0.077225
12/28/2004	4.9152	0.049152	0.050729	9/17/1992	0.077202
12/27/2004	4.9192	0.049192	0.050716	9/18/1992	0.077179
12/24/2004	4.8443	0.048443	0.050703	9/21/1992	0.077156
12/23/2004	4.8423	0.048423	0.050696	9/22/1992	0.077142
12/22/2004	4.8274	0.048274	0.050689	9/23/1992	0.077127
12/21/2004	4.7955	0.047955	0.050681	9/24/1992	0.077111
12/20/2004	4.8114	0.048114	0.050673	9/25/1992	0.077091
12/17/2004	4.8265	0.048265	0.050668	9/28/1992	0.07707
12/16/2004	4.8245	0.048245	0.050662	9/29/1992	0.077056
12/15/2004	4.7109	0.047109	0.050654	9/30/1992	0.077045
12/14/2004	4.7689	0.047689	0.050652	10/1/1992	0.077035
12/13/2004	4.8036	0.048036	0.050647	10/2/1992	0.077025
12/10/2004	4.8176	0.048176	0.050642	10/5/1992	0.077017
12/9/2004	4.8327	0.048327	0.05064	10/6/1992	0.077012
12/8/2004	4.7829	0.047829	0.050642	10/7/1992	0.077011
12/7/2004	4.8871	0.048871	0.050648	10/8/1992	0.077011
12/6/2004	4.8922	0.048922	0.050649	10/9/1992	0.077017
12/3/2004	4.9268	0.049268	0.050646	#####	0.077019
12/2/2004	5.0614	0.050614	0.050641	#####	0.077022
12/1/2004	5.0113	0.050113	0.050634	#####	0.077025
11/30/2004	5.002	0.05002	0.050627	#####	0.077031
11/29/2004	4.9638	0.049638	0.050622	#####	0.077038
11/26/2004	4.8853	0.048853	0.050619	#####	0.077046
11/25/2004	4.839	0.04839	0.050622	#####	0.077055
11/24/2004	4.8431	0.048431	0.050625	#####	0.077059
11/23/2004	4.8361	0.048361	0.050628	#####	0.077063
11/22/2004	4.8421	0.048421	0.050632	#####	0.077067
11/19/2004	4.8844	0.048844	0.050636	#####	0.077066

11/18/2004	4.8063	0.048063	0.050637	#####	0.077066
11/17/2004	4.8402	0.048402	0.050643	#####	0.077067
11/16/2004	4.9008	0.049008	0.050646	#####	0.077068
11/15/2004	4.8957	0.048957	0.050649	#####	0.077068
11/12/2004	4.8967	0.048967	0.050649	11/2/1992	0.077064
11/11/2004	4.9672	0.049672	0.05065	11/3/1992	0.077062
11/10/2004	4.958	0.04958	0.050651	11/4/1992	0.07706
11/9/2004	4.9437	0.049437	0.050651	11/5/1992	0.077061
11/8/2004	4.9315	0.049315	0.050651	11/6/1992	0.077061
11/5/2004	4.8969	0.048969	0.050653	11/9/1992	0.077058
11/4/2004	4.8146	0.048146	0.050657	#####	0.077054
11/3/2004	4.8256	0.048256	0.050666	#####	0.077046
11/2/2004	4.8127	0.048127	0.050675	#####	0.077039
11/1/2004	4.8357	0.048357	0.050681	#####	0.07703
10/29/2004	4.7889	0.047889	0.050688	#####	0.07702
10/28/2004	4.8168	0.048168	0.050696	#####	0.077009
10/27/2004	4.8438	0.048438	0.050697	#####	0.076995
10/26/2004	4.7733	0.047733	0.0507	#####	0.076983
10/25/2004	4.7526	0.047526	0.050708	#####	0.076969
10/22/2004	4.7605	0.047605	0.050715	#####	0.076951
10/21/2004	4.7695	0.047695	0.050721	#####	0.076932
10/20/2004	4.7725	0.047725	0.050726	#####	0.07691
10/19/2004	4.8151	0.048151	0.050732	#####	0.076887
10/18/2004	4.8381	0.048381	0.050737	#####	0.076871
10/15/2004	4.8451	0.048451	0.050744	#####	0.076856
10/14/2004	4.8222	0.048222	0.050749	12/1/1992	0.076837
10/13/2004	4.8683	0.048683	0.050763	12/2/1992	0.076817
10/12/2004	4.8784	0.048784	0.050773	12/3/1992	0.076797
10/11/2004	4.8986	0.048986	0.050784	12/4/1992	0.076779
10/8/2004	4.9067	0.049067	0.050798	12/7/1992	0.07676
10/7/2004	4.9948	0.049948	0.050811	12/8/1992	0.076742
10/6/2004	4.968	0.04968	0.050815	12/9/1992	0.076719
10/5/2004	4.9313	0.049313	0.05082	#####	0.076694
10/4/2004	4.9272	0.049272	0.050827	#####	0.076671
10/1/2004	4.9436	0.049436	0.050833	#####	0.076645
9/30/2004	4.8919	0.048919	0.050835	#####	0.076621
9/29/2004	4.8657	0.048657	0.050839	#####	0.076599
9/28/2004	4.7979	0.047979	0.050845	#####	0.076575
9/27/2004	4.7683	0.047683	0.050858	#####	0.076549
9/24/2004	4.798	0.04798	0.050869	#####	0.076516
9/23/2004	4.7902	0.047902	0.050877	#####	0.07648
9/22/2004	4.7734	0.047734	0.050885	#####	0.076444
9/21/2004	4.8379	0.048379	0.050897	#####	0.076412
9/20/2004	4.866	0.04866	0.050908	#####	0.076379
9/17/2004	4.9095	0.049095	0.05092	#####	0.076351
9/16/2004	4.8731	0.048731	0.050929	#####	0.076317
9/15/2004	4.9594	0.049594	0.05094	#####	0.076284
9/14/2004	4.9329	0.049329	0.05095	#####	0.076257
9/13/2004	4.941	0.04941	0.050961	1/4/1993	0.076226
9/10/2004	4.9841	0.049841	0.05097	1/5/1993	0.076192
9/9/2004	4.9883	0.049883	0.050974	1/6/1993	0.076162
9/8/2004	4.9534	0.049534	0.050982	1/7/1993	0.076137
9/7/2004	5.0089	0.050089	0.050994	1/8/1993	0.076113
9/6/2004	5.0598	0.050598	0.051001	1/11/1993	0.07609
9/3/2004	5.0578	0.050578	0.051005	1/12/1993	0.076069



9/2/2004	5.0008	0.050008	0.051009	1/13/1993	0.076047
9/1/2004	4.9251	0.049251	0.051012	1/14/1993	0.076022
8/31/2004	4.9272	0.049272	0.05102	1/15/1993	0.075995
8/30/2004	4.9803	0.049803	0.051025	1/18/1993	0.075966
8/27/2004	5.0195	0.050195	0.051029	1/19/1993	0.075938
8/26/2004	5.0082	0.050082	0.051029	1/20/1993	0.07591
8/25/2004	5.0477	0.050477	0.051029	1/21/1993	0.075882
8/24/2004	5.0633	0.050633	0.05103	1/22/1993	0.075853
8/23/2004	5.0738	0.050738	0.051027	1/25/1993	0.07582
8/20/2004	5.0239	0.050239	0.051026	1/26/1993	0.075786
8/19/2004	5.026	0.05026	0.051027	1/27/1993	0.075751
8/18/2004	5.0374	0.050374	0.051031	1/28/1993	0.07571
8/17/2004	5.0033	0.050033	0.05104	1/29/1993	0.075669
8/16/2004	5.05	0.0505	0.051053	2/1/1993	0.075627
8/13/2004	5.0168	0.050168	0.051063	2/2/1993	0.075587
8/12/2004	5.048	0.05048	0.051075	2/3/1993	0.075546
8/11/2004	5.0553	0.050553	0.051085	2/4/1993	0.0755
8/10/2004	5.0667	0.050667	0.051091	2/5/1993	0.075455
8/9/2004	5.0584	0.050584	0.051094	2/8/1993	0.075412
8/6/2004	5.0355	0.050355	0.051099	2/9/1993	0.07537
8/5/2004	5.1531	0.051531	0.051104	2/10/1993	0.075332
8/4/2004	5.1648	0.051648	0.051106	2/11/1993	0.07529
8/3/2004	5.1669	0.051669	0.051107	2/12/1993	0.075247
8/2/2004	5.1883	0.051883	0.051103	2/15/1993	0.075204
7/30/2004	5.1969	0.051969	0.051101	2/16/1993	0.075163
7/29/2004	5.2943	0.052943	0.051097	2/17/1993	0.075123
7/28/2004	5.3118	0.053118	0.051092	2/18/1993	0.07508
7/27/2004	5.3173	0.053173	0.051083	2/19/1993	0.075037
7/26/2004	5.2097	0.052097	0.051077	2/22/1993	0.07499
7/23/2004	5.1659	0.051659	0.051079	2/23/1993	0.07494
7/22/2004	5.1861	0.051861	0.051083	2/24/1993	0.074894
7/21/2004	5.1979	0.051979	0.051089	2/25/1993	0.07485
7/20/2004	5.1733	0.051733	0.051093	2/26/1993	0.074804
7/19/2004	5.1098	0.051098	0.051097	3/1/1993	0.074753
7/16/2004	5.115	0.05115	0.0511	3/2/1993	0.074704
7/15/2004	5.2119	0.052119	0.051104	3/3/1993	0.074652
7/14/2004	5.2172	0.052172	0.051104	3/4/1993	0.074593
7/13/2004	5.2097	0.052097	0.051101	3/5/1993	0.074534
7/12/2004	5.1979	0.051979	0.051098	3/8/1993	0.074477
7/9/2004	5.2065	0.052065	0.051092	3/9/1993	0.074422
7/8/2004	5.2226	0.052226	0.051086	3/10/1993	0.074365
7/7/2004	5.2237	0.052237	0.051072	3/11/1993	0.07431
7/6/2004	5.2183	0.052183	0.051055	3/12/1993	0.07426
7/5/2004	5.2054	0.052054	0.051038	3/15/1993	0.07421
7/2/2004	5.2054	0.052054	0.051028	3/16/1993	0.074162
7/1/2004	5.2865	0.052865	0.051015	3/17/1993	0.074113
6/30/2004	5.2876	0.052876	0.051	3/18/1993	0.074058
6/29/2004	5.3645	0.053645	0.050987	3/19/1993	0.074003
6/28/2004	5.4079	0.054079	0.050973	3/22/1993	0.073949
6/25/2004	5.3347	0.053347	0.050959	3/23/1993	0.073895
6/24/2004	5.3369	0.053369	0.050946	3/24/1993	0.073843
6/23/2004	5.3823	0.053823	0.050933	3/25/1993	0.073794
6/22/2004	5.4045	0.054045	0.050918	3/26/1993	0.07375
6/21/2004	5.3678	0.053678	0.050907	3/29/1993	0.073704
6/18/2004	5.3767	0.053767	0.050898	3/30/1993	0.073658

6/17/2004	5.3501	0.053501	0.050887	3/31/1993	0.073613
6/16/2004	5.4	0.054	0.05088	4/1/1993	0.073569
6/15/2004	5.3634	0.053634	0.050867	4/2/1993	0.07353
6/14/2004	5.53	0.0553	0.050861	4/5/1993	0.073493
6/11/2004	5.4742	0.054742	0.050847	4/6/1993	0.073452
6/10/2004	5.4685	0.054685	0.050833	4/7/1993	0.073411
6/9/2004	5.4798	0.054798	0.050825	4/8/1993	0.073365
6/8/2004	5.4482	0.054482	0.050818	4/9/1993	0.07332
6/7/2004	5.4527	0.054527	0.050813	4/12/1993	0.073278
6/4/2004	5.4572	0.054572	0.050801	4/13/1993	0.073236
6/3/2004	5.4145	0.054145	0.050789	4/14/1993	0.073192
6/2/2004	5.4268	0.054268	0.050779	4/15/1993	0.073148
6/1/2004	5.3955	0.053955	0.050773	4/16/1993	0.073106
5/31/2004	5.3446	0.053446	0.050767	4/19/1993	0.073062
5/28/2004	5.3445	0.053445	0.050765	4/20/1993	0.073018
5/27/2004	5.3149	0.053149	0.05076	4/21/1993	0.072971
5/26/2004	5.3644	0.053644	0.050759	4/22/1993	0.072924
5/25/2004	5.41	0.0541	0.050755	4/23/1993	0.072883
5/24/2004	5.4323	0.054323	0.050746	4/26/1993	0.072843
5/21/2004	5.4582	0.054582	0.050742	4/27/1993	0.072804
5/20/2004	5.4189	0.054189	0.050739	4/28/1993	0.072767
5/19/2004	5.4762	0.054762	0.050737	4/29/1993	0.072728
5/18/2004	5.4537	0.054537	0.050735	4/30/1993	0.072694
5/17/2004	5.4222	0.054222	0.05073	5/3/1993	0.07266
5/14/2004	5.4853	0.054853	0.050723	5/4/1993	0.072621
5/13/2004	5.5606	0.055606	0.05071	5/5/1993	0.072584
5/12/2004	5.5217	0.055217	0.050692	5/6/1993	0.072553
5/11/2004	5.4525	0.054525	0.050678	5/7/1993	0.072523
5/10/2004	5.4909	0.054909	0.050674	5/10/1993	0.072492
5/7/2004	5.466	0.05466	0.050662	5/11/1993	0.072459
5/6/2004	5.3666	0.053666	0.050654	5/12/1993	0.072429
5/5/2004	5.3567	0.053567	0.050654	5/13/1993	0.072406
5/4/2004	5.3435	0.053435	0.050648	5/14/1993	0.072382
5/3/2004	5.2779	0.052779	0.050648	5/17/1993	0.072357
4/30/2004	5.2844	0.052844	0.050645	5/18/1993	0.072338
4/29/2004	5.3139	0.053139	0.050636	5/19/1993	0.072318
4/28/2004	5.2856	0.052856	0.050625	5/20/1993	0.072302
4/27/2004	5.1994	0.051994	0.050613	5/21/1993	0.072287
4/26/2004	5.2272	0.052272	0.050605	5/24/1993	0.072267
4/23/2004	5.2391	0.052391	0.050598	5/25/1993	0.072251
4/22/2004	5.1941	0.051941	0.050583	5/26/1993	0.072229
4/21/2004	5.2262	0.052262	0.050567	5/27/1993	0.072209
4/20/2004	5.2607	0.052607	0.050551	5/28/1993	0.072192
4/19/2004	5.2091	0.052091	0.050536	5/31/1993	0.072175
4/16/2004	5.1687	0.051687	0.050514	6/1/1993	0.072152
4/15/2004	5.2092	0.052092	0.05049	6/2/1993	0.072123
4/14/2004	5.1592	0.051592	0.050464	6/3/1993	0.072092
4/13/2004	5.155	0.05155	0.050441	6/4/1993	0.072067
4/12/2004	5.0597	0.050597	0.050419	6/7/1993	0.07204
4/9/2004	5.0277	0.050277	0.050403	6/8/1993	0.072015
4/8/2004	5.0278	0.050278	0.050386	6/9/1993	0.071989
4/7/2004	5.0042	0.050042	0.050369	6/10/1993	0.071963
4/6/2004	4.9971	0.049971	0.050348	6/11/1993	0.071935
4/5/2004	5.0413	0.050413	0.050327	6/14/1993	0.071908
4/2/2004	4.9777	0.049777	0.050303	6/15/1993	0.071885



4/1/2004	4.8009	0.048009	0.050283	6/16/1993	0.071864
3/31/2004	4.7716	0.047716	0.050271	6/17/1993	0.071842
3/30/2004	4.8128	0.048128	0.050256	6/18/1993	0.07182
3/29/2004	4.8099	0.048099	0.050232	6/21/1993	0.071794
3/26/2004	4.761	0.04761	0.050211	6/22/1993	0.071769
3/25/2004	4.6916	0.046916	0.050195	6/23/1993	0.071742
3/24/2004	4.6582	0.046582	0.050181	6/24/1993	0.071712
3/23/2004	4.6516	0.046516	0.050168	6/25/1993	0.07168
3/22/2004	4.664	0.04664	0.05015	6/28/1993	0.071648
3/19/2004	4.7042	0.047042	0.050128	6/29/1993	0.071613
3/18/2004	4.6996	0.046996	0.050102	6/30/1993	0.071574
3/17/2004	4.6642	0.046642	0.050077	7/1/1993	0.071534
3/16/2004	4.6424	0.046424	0.050057	7/2/1993	0.071496
3/15/2004	4.7054	0.047054	0.050038	7/5/1993	0.071461
3/12/2004	4.717	0.04717	0.05002	7/6/1993	0.071428
3/11/2004	4.6645	0.046645	0.050004	7/7/1993	0.071394
3/10/2004	4.6693	0.046693	0.049991	7/8/1993	0.071357
3/9/2004	4.6693	0.046693	0.049975	7/9/1993	0.071323
3/8/2004	4.7076	0.047076	0.04996	7/12/1993	0.071288
3/5/2004	4.7628	0.047628	0.049945	7/13/1993	0.071251
3/4/2004	4.8769	0.048769	0.049926	7/14/1993	0.071208
3/3/2004	4.9029	0.049029	0.049899	7/15/1993	0.071162
3/2/2004	4.901	0.04901	0.049874	7/16/1993	0.071116
3/1/2004	4.8384	0.048384	0.049849	7/19/1993	0.071067
2/27/2004	4.8374	0.048374	0.04982	7/20/1993	0.071019
2/26/2004	4.9051	0.049051	0.049791	7/21/1993	0.070974
2/25/2004	4.8862	0.048862	0.049759	7/22/1993	0.070932
2/24/2004	4.8962	0.048962	0.049732	7/23/1993	0.070891
2/23/2004	4.9012	0.049012	0.049705	7/26/1993	0.070849
2/20/2004	4.9525	0.049525	0.049684	7/27/1993	0.070804
2/19/2004	4.8944	0.048944	0.049657	7/28/1993	0.070754
2/18/2004	4.9104	0.049104	0.049636	7/29/1993	0.070702
2/17/2004	4.9114	0.049114	0.049616	7/30/1993	0.07065
2/16/2004	4.9164	0.049164	0.049601	8/2/1993	0.070595
2/13/2004	4.9165	0.049165	0.049588	8/3/1993	0.070538
2/12/2004	4.9266	0.049266	0.049575	8/4/1993	0.070485
2/11/2004	4.8995	0.048995	0.049563	8/5/1993	0.070431
2/10/2004	4.9498	0.049498	0.049552	8/6/1993	0.070378
2/9/2004	4.8996	0.048996	0.049542	8/9/1993	0.07032
2/6/2004	4.9166	0.049166	0.049537	8/10/1993	0.070259
2/5/2004	4.9812	0.049812	0.049533	8/11/1993	0.070198
2/4/2004	4.9549	0.049549	0.049523	8/12/1993	0.070136
2/3/2004	4.9488	0.049488	0.049513	8/13/1993	0.070069
2/2/2004	4.9833	0.049833	0.049508	8/16/1993	0.069996
1/30/2004	4.961	0.04961	0.0495	8/17/1993	0.069925
1/29/2004	4.9996	0.049996	0.049492	8/18/1993	0.069855
1/28/2004	5.0026	0.050026	0.049484	8/19/1993	0.069781
1/27/2004	4.9368	0.049368	0.049478	8/20/1993	0.069712
1/26/2004	4.9833	0.049833	0.049476	8/23/1993	0.069645
1/23/2004	4.9429	0.049429	0.049472	8/24/1993	0.069577
1/22/2004	4.8433	0.048433	0.049469	8/25/1993	0.069508
1/21/2004	4.9038	0.049038	0.049471	8/26/1993	0.069438
1/20/2004	4.9238	0.049238	0.049472	8/27/1993	0.069367
1/19/2004	4.8918	0.048918	0.049473	8/30/1993	0.069297
1/16/2004	4.8919	0.048919	0.049477	8/31/1993	0.069224

1/15/2004	4.8552	0.048552	0.04948	9/1/1993	0.069152
1/14/2004	4.8939	0.048939	0.049484	9/2/1993	0.069077
1/13/2004	4.9189	0.049189	0.049485	9/3/1993	0.068997
1/12/2004	4.9723	0.049723	0.049485	9/6/1993	0.068915
1/9/2004	4.9592	0.049592	0.049485	9/7/1993	0.06883
1/8/2004	5.085	0.05085	0.049485	9/8/1993	0.068745
1/7/2004	5.0757	0.050757	0.049477	9/9/1993	0.068665
1/6/2004	5.1006	0.051006	0.049469	9/10/1993	0.068581
1/5/2004	5.1772	0.051772	0.049456	9/13/1993	0.0685
1/2/2004	5.1698	0.051698	0.049438	9/14/1993	0.068426
1/1/2004	5.0726	0.050726	0.049425	9/15/1993	0.068354
12/31/2003	5.0727	0.050727	0.049418	9/16/1993	0.068284
12/30/2003	5.0748	0.050748	0.04941	9/17/1993	0.068214
12/29/2003	5.0469	0.050469	0.049403	9/20/1993	0.068147
12/26/2003	4.9694	0.049694	0.049397	9/21/1993	0.06808
12/25/2003	4.9857	0.049857	0.0494	9/22/1993	0.068012
12/24/2003	4.9857	0.049857	0.049397	9/23/1993	0.067944
12/23/2003	5.0511	0.050511	0.049394	9/24/1993	0.067875
12/22/2003	4.9796	0.049796	0.049386	9/27/1993	0.067801
12/19/2003	4.9645	0.049645	0.049377	9/28/1993	0.067729
12/18/2003	4.9434	0.049434	0.049364	9/29/1993	0.067662
12/17/2003	5.0214	0.050214	0.049354	9/30/1993	0.067595
12/16/2003	5.0646	0.050646	0.049333	10/1/1993	0.067527
12/15/2003	5.0956	0.050956	0.049312	10/4/1993	0.067459
12/12/2003	5.0904	0.050904	0.049289	10/5/1993	0.067389
12/11/2003	5.1019	0.051019	0.049269	10/6/1993	0.067322
12/10/2003	5.1489	0.051489	0.049249	10/7/1993	0.067253
12/9/2003	5.1636	0.051636	0.049225	10/8/1993	0.06718
12/8/2003	5.1092	0.051092	0.0492	#####	0.06711
12/5/2003	5.0616	0.050616	0.049178	#####	0.067039
12/4/2003	5.1604	0.051604	0.049158	#####	0.066964
12/3/2003	5.1847	0.051847	0.049136	#####	0.066882
12/2/2003	5.15	0.0515	0.049114	#####	0.066801
12/1/2003	5.151	0.05151	0.049095	#####	0.06672
11/28/2003	5.1311	0.051311	0.049078	#####	0.066638
11/27/2003	5.0689	0.050689	0.049064	#####	0.066562
11/26/2003	5.0689	0.050689	0.049051	#####	0.066491
11/25/2003	5.0289	0.050289	0.049038	#####	0.066424
11/24/2003	5.0648	0.050648	0.04903	#####	0.066356
11/21/2003	5.0146	0.050146	0.049021	#####	0.066291
11/20/2003	5.0085	0.050085	0.049014	#####	0.066222
11/19/2003	5.0814	0.050814	0.049004	#####	0.066156
11/18/2003	4.9984	0.049984	0.048992	11/1/1993	0.066093
11/17/2003	5.0474	0.050474	0.048986	11/2/1993	0.066036
11/14/2003	5.0505	0.050505	0.048976	11/3/1993	0.065979
11/13/2003	5.1042	0.051042	0.048964	11/4/1993	0.065926
11/12/2003	5.2081	0.052081	0.048949	11/5/1993	0.065876
11/11/2003	5.2636	0.052636	0.048931	11/8/1993	0.065826
11/10/2003	5.2636	0.052636	0.048908	11/9/1993	0.065773
11/7/2003	5.2529	0.052529	0.048886	#####	0.065721
11/6/2003	5.2433	0.052433	0.048866	#####	0.065667
11/5/2003	5.1828	0.051828	0.048847	#####	0.065616
11/4/2003	5.1283	0.051283	0.048833	#####	0.065567
11/3/2003	5.1607	0.051607	0.04882	#####	0.065516
10/31/2003	5.1314	0.051314	0.048806	#####	0.065468

10/30/2003	5.1977	0.051977	0.048793	#####	0.065422
10/29/2003	5.1755	0.051755	0.048777	#####	0.065382
10/28/2003	5.0899	0.050899	0.048761	#####	0.065341
10/27/2003	5.1399	0.051399	0.048751	#####	0.0653
10/24/2003	5.119	0.05119	0.04874	#####	0.065258
10/23/2003	5.1946	0.051946	0.048731	#####	0.065216
10/22/2003	5.1347	0.051347	0.048719	#####	0.065177
10/21/2003	5.2052	0.052052	0.048711	#####	0.065142
10/20/2003	5.2349	0.052349	0.0487	12/1/1993	0.065108
10/17/2003	5.2488	0.052488	0.04869	12/2/1993	0.06508
10/16/2003	5.3047	0.053047	0.04868	12/3/1993	0.065048
10/15/2003	5.2875	0.052875	0.048668	12/6/1993	0.065012
10/14/2003	5.251	0.05251	0.048651	12/7/1993	0.064976
10/13/2003	5.1778	0.051778	0.048636	12/8/1993	0.064942
10/10/2003	5.1799	0.051799	0.048625	12/9/1993	0.064908
10/9/2003	5.2138	0.052138	0.048614	#####	0.064878
10/8/2003	5.16	0.0516	0.048601	#####	0.064854
10/7/2003	5.1569	0.051569	0.048582	#####	0.064832
10/6/2003	5.0687	0.050687	0.048563	#####	0.06481
10/3/2003	5.0955	0.050955	0.048547	#####	0.064788
10/2/2003	4.9329	0.049329	0.048532	#####	0.064765
10/1/2003	4.8902	0.048902	0.048528	#####	0.064742
9/30/2003	4.8823	0.048823	0.048527	#####	0.064715
9/29/2003	5.0055	0.050055	0.048526	#####	0.064681
9/26/2003	4.934	0.04934	0.04852	#####	0.064648
9/25/2003	4.9863	0.049863	0.048518	#####	0.064615
9/24/2003	5.029	0.05029	0.048513	#####	0.064588
9/23/2003	5.0916	0.050916	0.04851	#####	0.06456
9/22/2003	5.1248	0.051248	0.048506	#####	0.064532
9/19/2003	5.0679	0.050679	0.048501	#####	0.064511
9/18/2003	5.0742	0.050742	0.048495	#####	0.064487
9/17/2003	5.0865	0.050865	0.048486	1/3/1994	0.064466
9/16/2003	5.194	0.05194	0.048476	1/4/1994	0.064436
9/15/2003	5.1824	0.051824	0.048462	1/5/1994	0.064412
9/12/2003	5.1594	0.051594	0.04845	1/6/1994	0.064384
9/11/2003	5.2036	0.052036	0.048441	1/7/1994	0.064349
9/10/2003	5.1532	0.051532	0.04843	1/10/1994	0.064312
9/9/2003	5.2259	0.052259	0.048422	1/11/1994	0.064271
9/8/2003	5.2632	0.052632	0.048412	1/12/1994	0.064229
9/5/2003	5.1878	0.051878	0.048401	1/13/1994	0.064194
9/4/2003	5.3052	0.053052	0.048394	1/14/1994	0.064161
9/3/2003	5.3496	0.053496	0.048384	1/17/1994	0.064134
9/2/2003	5.3333	0.053333	0.048372	1/18/1994	0.064105
9/1/2003	5.2217	0.052217	0.048352	1/19/1994	0.06408
8/29/2003	5.2228	0.052228	0.048342	1/20/1994	0.064054
8/28/2003	5.207	0.05207	0.048332	1/21/1994	0.064031
8/27/2003	5.3128	0.053128	0.048323	1/24/1994	0.064009
8/26/2003	5.2709	0.052709	0.048304	1/25/1994	0.063989
8/25/2003	5.3021	0.053021	0.048283	1/26/1994	0.063968
8/22/2003	5.2581	0.052581	0.048261	1/27/1994	0.063944
8/21/2003	5.2753	0.052753	0.048244	1/28/1994	0.063917
8/20/2003	5.2849	0.052849	0.048228	1/31/1994	0.063892
8/19/2003	5.2422	0.052422	0.048203	2/1/1994	0.063868
8/18/2003	5.3444	0.053444	0.048181	2/2/1994	0.063841
8/15/2003	5.3969	0.053969	0.048153	2/3/1994	0.063811

8/14/2003	5.3805	0.053805	0.048121	2/4/1994	0.063783
8/13/2003	5.4489	0.054489	0.048096	2/7/1994	0.063758
8/12/2003	5.3499	0.053499	0.048077	2/8/1994	0.063734
8/11/2003	5.2689	0.052689	0.048063	2/9/1994	0.063712
8/8/2003	5.2305	0.052305	0.048053	2/10/1994	0.063694
8/7/2003	5.2136	0.052136	0.048043	2/11/1994	0.063676
8/6/2003	5.2369	0.052369	0.048032	2/14/1994	0.063657
8/5/2003	5.3607	0.053607	0.048021	2/15/1994	0.063638
8/4/2003	5.2518	0.052518	0.048004	2/16/1994	0.06362
8/1/2003	5.314	0.05314	0.047997	2/17/1994	0.063607
7/31/2003	5.3574	0.053574	0.047985	2/18/1994	0.063595
7/30/2003	5.2475	0.052475	0.047971	2/21/1994	0.06358
7/29/2003	5.3367	0.053367	0.047967	2/22/1994	0.063563
7/28/2003	5.2135	0.052135	0.047958	2/23/1994	0.063547
7/25/2003	5.1163	0.051163	0.047955	2/24/1994	0.063533
7/24/2003	5.0915	0.050915	0.047952	2/25/1994	0.063521
7/23/2003	5.0413	0.050413	0.047953	2/28/1994	0.063504
7/22/2003	5.0403	0.050403	0.047951	3/1/1994	0.063491
7/21/2003	5.0874	0.050874	0.047947	3/2/1994	0.06348
7/18/2003	4.9326	0.049326	0.047933	3/3/1994	0.063471
7/17/2003	4.892	0.04892	0.047927	3/4/1994	0.063467
7/16/2003	4.893	0.04893	0.047918	3/7/1994	0.063461
7/15/2003	4.9646	0.049646	0.047906	3/8/1994	0.063455
7/14/2003	4.7693	0.047693	0.047893	3/9/1994	0.063448
7/11/2003	4.6818	0.046818	0.04789	3/10/1994	0.063451
7/10/2003	4.697	0.04697	0.047891	3/11/1994	0.063453
7/9/2003	4.697	0.04697	0.047893	3/14/1994	0.063457
7/8/2003	4.7131	0.047131	0.047894	3/15/1994	0.063456
7/7/2003	4.7455	0.047455	0.047896	3/16/1994	0.063452
7/4/2003	4.6838	0.046838	0.047892	3/17/1994	0.063448
7/3/2003	4.6905	0.046905	0.047892	3/18/1994	0.06345
7/2/2003	4.5795	0.045795	0.047894	3/21/1994	0.063454
7/1/2003	4.586	0.04586	0.047901	3/22/1994	0.063456
6/30/2003	4.5566	0.045566	0.047903	3/23/1994	0.06346
6/27/2003	4.5824	0.045824	0.047909	3/24/1994	0.063467
6/26/2003	4.5641	0.045641	0.047917	3/25/1994	0.063477
6/25/2003	4.4624	0.044624	0.047924	3/28/1994	0.063485
6/24/2003	4.3339	0.043339	0.047938	3/29/1994	0.063498
6/23/2003	4.3956	0.043956	0.047957	3/30/1994	0.063515
6/20/2003	4.432	0.04432	0.047976	3/31/1994	0.063531
6/19/2003	4.4064	0.044064	0.047992	4/1/1994	0.063555
6/18/2003	4.3967	0.043967	0.048013	4/4/1994	0.063589
6/17/2003	4.2995	0.042995	0.048037	4/5/1994	0.063617
6/16/2003	4.2315	0.042315	0.048064	4/6/1994	0.063646
6/13/2003	4.173	0.04173	0.048096	4/7/1994	0.063673
6/12/2003	4.2121	0.042121	0.04813	4/8/1994	0.063703
6/11/2003	4.2618	0.042618	0.048158	4/11/1994	0.06373
6/10/2003	4.2532	0.042532	0.048185	4/12/1994	0.063758
6/9/2003	4.3416	0.043416	0.048213	4/13/1994	0.063788
6/6/2003	4.3962	0.043962	0.048243	4/14/1994	0.063818
6/5/2003	4.4052	0.044052	0.048269	4/15/1994	0.063848
6/4/2003	4.3532	0.043532	0.048297	4/18/1994	0.063886
6/3/2003	4.3691	0.043691	0.04833	4/19/1994	0.063923
6/2/2003	4.4213	0.044213	0.048365	4/20/1994	0.063957
5/30/2003	4.3762	0.043762	0.048394	4/21/1994	0.063987

5/29/2003	4.3395	0.043395	0.048427	4/22/1994	0.064021
5/28/2003	4.4064	0.044064	0.048465	4/25/1994	0.06405
5/27/2003	4.3878	0.043878	0.048495	4/26/1994	0.064079
5/26/2003	4.2574	0.042574	0.048524	4/27/1994	0.064107
5/23/2003	4.2591	0.042591	0.048564	4/28/1994	0.064142
5/22/2003	4.2645	0.042645	0.048605	4/29/1994	0.064176
5/21/2003	4.3486	0.043486	0.048641	5/2/1994	0.06421
5/20/2003	4.3539	0.043539	0.04867	5/3/1994	0.064242
5/19/2003	4.4809	0.044809	0.0487	5/4/1994	0.064275
5/16/2003	4.4139	0.044139	0.04873	5/5/1994	0.064308
5/15/2003	4.4838	0.044838	0.048764	5/6/1994	0.064353
5/14/2003	4.5091	0.045091	0.048801	5/9/1994	0.064406
5/13/2003	4.6108	0.046108	0.048837	5/10/1994	0.064453
5/12/2003	4.6461	0.046461	0.048868	5/11/1994	0.064506
5/9/2003	4.6704	0.046704	0.048893	5/12/1994	0.064557
5/8/2003	4.6809	0.046809	0.048921	5/13/1994	0.064604
5/7/2003	4.6771	0.046771	0.048951	5/16/1994	0.064651
5/6/2003	4.7529	0.047529	0.048982	5/17/1994	0.064688
5/5/2003	4.7999	0.047999	0.049014	5/18/1994	0.064728
5/2/2003	4.8318	0.048318	0.049045	5/19/1994	0.064768
5/1/2003	4.775	0.04775	0.049069	5/20/1994	0.064811
4/30/2003	4.7645	0.047645	0.049095	5/23/1994	0.064861
4/29/2003	4.8378	0.048378	0.049124	5/24/1994	0.064914
4/28/2003	4.8252	0.048252	0.049146	5/25/1994	0.064966
4/25/2003	4.8146	0.048146	0.049168	5/26/1994	0.065018
4/24/2003	4.8369	0.048369	0.049194	5/27/1994	0.065075
4/23/2003	4.8838	0.048838	0.049222	5/30/1994	0.065134
4/22/2003	4.8917	0.048917	0.049251	5/31/1994	0.065195
4/21/2003	4.8976	0.048976	0.049278	6/1/1994	0.065253
4/18/2003	4.8897	0.048897	0.049303	6/2/1994	0.06531
4/17/2003	4.8907	0.048907	0.049324	6/3/1994	0.065366
4/16/2003	4.9066	0.049066	0.049348	6/6/1994	0.065422
4/15/2003	4.9531	0.049531	0.04937	6/7/1994	0.065478
4/14/2003	4.9781	0.049781	0.049393	6/8/1994	0.065536
4/11/2003	4.9482	0.049482	0.049418	6/9/1994	0.065595
4/10/2003	4.9383	0.049383	0.049447	6/10/1994	0.065657
4/9/2003	4.9018	0.049018	0.049472	6/13/1994	0.065722
4/8/2003	4.9255	0.049255	0.049499	6/14/1994	0.06579
4/7/2003	4.9683	0.049683	0.049525	6/15/1994	0.065863
4/4/2003	4.9643	0.049643	0.04955	6/16/1994	0.065936
4/3/2003	4.9276	0.049276	0.049578	6/17/1994	0.066015
4/2/2003	4.9207	0.049207	0.049607	6/20/1994	0.06609
4/1/2003	4.825	0.04825	0.049632	6/21/1994	0.066171
3/31/2003	4.8154	0.048154	0.049664	6/22/1994	0.066247
3/28/2003	4.9129	0.049129	0.049696	6/23/1994	0.066318
3/27/2003	4.9298	0.049298	0.04972	6/24/1994	0.066395
3/26/2003	4.9249	0.049249	0.049745	6/27/1994	0.066466
3/25/2003	4.9239	0.049239	0.049768	6/28/1994	0.06654
3/24/2003	4.9269	0.049269	0.049795	6/29/1994	0.066611
3/21/2003	5.0399	0.050399	0.049821	6/30/1994	0.066685
3/20/2003	4.928	0.04928	0.04984	7/1/1994	0.066761
3/19/2003	4.9251	0.049251	0.049868	7/4/1994	0.066838
3/18/2003	4.876	0.04876	0.049899	7/5/1994	0.066915
3/17/2003	4.8004	0.048004	0.049933	7/6/1994	0.066998
3/14/2003	4.7062	0.047062	0.049973	7/7/1994	0.067081



3/13/2003	4.7451	0.047451	0.05002	7/8/1994	0.067166
3/12/2003	4.6104	0.046104	0.050064	7/11/1994	0.067251
3/11/2003	4.6437	0.046437	0.050116	7/12/1994	0.067336
3/10/2003	4.641	0.04641	0.050165	7/13/1994	0.067419
3/7/2003	4.6839	0.046839	0.050213	7/14/1994	0.067496
3/6/2003	4.6972	0.046972	0.050259	7/15/1994	0.067572
3/5/2003	4.6635	0.046635	0.050304	7/18/1994	0.067647
3/4/2003	4.6701	0.046701	0.050352	7/19/1994	0.067724
3/3/2003	4.6692	0.046692	0.050402	7/20/1994	0.067805
2/28/2003	4.6692	0.046692	0.050452	7/21/1994	0.067887
2/27/2003	4.7172	0.047172	0.050501	7/22/1994	0.067972
2/26/2003	4.7419	0.047419	0.050549	7/25/1994	0.068059
2/25/2003	4.7781	0.047781	0.050593	7/26/1994	0.068144
2/24/2003	4.8098	0.048098	0.050638	7/27/1994	0.068232
2/21/2003	4.8455	0.048455	0.050682	7/28/1994	0.068318
2/20/2003	4.8089	0.048089	0.050728	7/29/1994	0.068392
2/19/2003	4.8167	0.048167	0.050771	8/1/1994	0.068463
2/18/2003	4.8632	0.048632	0.050817	8/2/1994	0.068533
2/17/2003	4.8827	0.048827	0.050861	8/3/1994	0.068603
2/14/2003	4.8798	0.048798	0.050901	8/4/1994	0.068673
2/13/2003	4.8092	0.048092	0.050937	8/5/1994	0.068753
2/12/2003	4.8439	0.048439	0.050978	8/8/1994	0.068832
2/11/2003	4.8614	0.048614	0.051019	8/9/1994	0.068909
2/10/2003	4.8498	0.048498	0.051053	8/10/1994	0.068984
2/7/2003	4.8063	0.048063	0.051087	8/11/1994	0.069061
2/6/2003	4.8112	0.048112	0.051124	8/12/1994	0.069125
2/5/2003	4.8557	0.048557	0.051163	8/15/1994	0.06919
2/4/2003	4.7892	0.047892	0.051198	8/16/1994	0.069249
2/3/2003	4.8382	0.048382	0.051238	8/17/1994	0.069311
1/31/2003	4.8411	0.048411	0.051278	8/18/1994	0.069376
1/30/2003	4.8684	0.048684	0.051315	8/19/1994	0.069443
1/29/2003	4.9085	0.049085	0.051353	8/22/1994	0.069513
1/28/2003	4.8703	0.048703	0.051388	8/23/1994	0.069581
1/27/2003	4.883	0.04883	0.051428	8/24/1994	0.069645
1/24/2003	4.8616	0.048616	0.051467	8/25/1994	0.06971
1/23/2003	4.885	0.04885	0.051508	8/26/1994	0.069767
1/22/2003	4.8529	0.048529	0.051549	8/29/1994	0.069822
1/21/2003	4.8919	0.048919	0.051593	8/30/1994	0.06988
1/20/2003	4.9223	0.049223	0.051632	8/31/1994	0.069938
1/17/2003	4.9213	0.049213	0.051666	9/1/1994	0.069995
1/16/2003	4.9688	0.049688	0.051703	9/2/1994	0.070056
1/15/2003	4.9609	0.049609	0.051738	9/5/1994	0.07012
1/14/2003	4.9988	0.049988	0.051775	9/6/1994	0.070182
1/13/2003	5.0249	0.050249	0.051808	9/7/1994	0.070247
1/10/2003	5.045	0.05045	0.051843	9/8/1994	0.070312
1/9/2003	5.0714	0.050714	0.051874	9/9/1994	0.070385
1/8/2003	4.9432	0.049432	0.051906	9/12/1994	0.070462
1/7/2003	4.9491	0.049491	0.051944	9/13/1994	0.070537
1/6/2003	4.9749	0.049749	0.051985	9/14/1994	0.070613
1/3/2003	4.9531	0.049531	0.052028	9/15/1994	0.070687
1/2/2003	4.9551	0.049551	0.05207	9/16/1994	0.070766
1/1/2003	4.7792	0.047792	0.052112	9/19/1994	0.070842
12/31/2002	4.778	0.04778	0.052161	9/20/1994	0.070916
12/30/2002	4.7527	0.047527	0.05221	9/21/1994	0.070992
12/27/2002	4.7812	0.047812	0.052262	9/22/1994	0.071066



12/26/2002	4.8572	0.048572	0.052314	9/23/1994	0.071141
12/25/2002	4.8669	0.048669	0.052361	9/26/1994	0.071216
12/24/2002	4.867	0.04867	0.052408	9/27/1994	0.071293
12/23/2002	4.8943	0.048943	0.052452	9/28/1994	0.071373
12/20/2002	4.8933	0.048933	0.052494	9/29/1994	0.071454
12/19/2002	4.8894	0.048894	0.052537	9/30/1994	0.071534
12/18/2002	4.9603	0.049603	0.052584	10/3/1994	0.071615
12/17/2002	5.0191	0.050191	0.052623	10/4/1994	0.071698
12/16/2002	5.0211	0.050211	0.052659	10/5/1994	0.071782
12/13/2002	4.9484	0.049484	0.052694	10/6/1994	0.071863
12/12/2002	4.8925	0.048925	0.052732	10/7/1994	0.071941
12/11/2002	4.8857	0.048857	0.05277	#####	0.072016
12/10/2002	4.917	0.04917	0.052804	#####	0.072091
12/9/2002	4.9308	0.049308	0.052832	#####	0.072166
12/6/2002	4.9773	0.049773	0.052861	#####	0.072242
12/5/2002	4.9873	0.049873	0.052887	#####	0.072322
12/4/2002	4.9972	0.049972	0.052908	#####	0.072401
12/3/2002	5.0323	0.050323	0.052927	#####	0.072483
12/2/2002	5.0444	0.050444	0.052947	#####	0.072568
11/29/2002	5.0353	0.050353	0.052963	#####	0.072655
11/28/2002	5.1073	0.051073	0.052978	#####	0.072739
11/27/2002	5.1084	0.051084	0.052991	#####	0.072826
11/26/2002	4.9369	0.049369	0.053005	#####	0.072915
11/25/2002	5.0244	0.050244	0.053028	#####	0.073003
11/22/2002	5.0214	0.050214	0.053045	#####	0.073093
11/21/2002	5.0264	0.050264	0.053062	#####	0.073176
11/20/2002	4.935	0.04935	0.053082	#####	0.07326
11/19/2002	4.8502	0.048502	0.053107	11/1/1994	0.073346
11/18/2002	4.8638	0.048638	0.053138	11/2/1994	0.073435
11/15/2002	4.9096	0.049096	0.053165	11/3/1994	0.073527
11/14/2002	4.9539	0.049539	0.053188	11/4/1994	0.073624
11/13/2002	4.788	0.04788	0.053211	11/7/1994	0.073721
11/12/2002	4.7975	0.047975	0.05324	11/8/1994	0.073811
11/11/2002	4.789	0.04789	0.053267	11/9/1994	0.073903
11/8/2002	4.7634	0.047634	0.053295	#####	0.073995
11/7/2002	4.8854	0.048854	0.053327	#####	0.074084
11/6/2002	5.0579	0.050579	0.053354	#####	0.074169
11/5/2002	5.0771	0.050771	0.053373	#####	0.074249
11/4/2002	5.0589	0.050589	0.053388	#####	0.074333
11/1/2002	5.0408	0.050408	0.053409	#####	0.074417
10/31/2002	4.9858	0.049858	0.05343	#####	0.074503
10/30/2002	5.0268	0.050268	0.053453	#####	0.074587
10/29/2002	5.0118	0.050118	0.053475	#####	0.074667
10/28/2002	5.1047	0.051047	0.053494	#####	0.074742
10/25/2002	5.0833	0.050833	0.053506	#####	0.074812
10/24/2002	5.0864	0.050864	0.05352	#####	0.074878
10/23/2002	5.1642	0.051642	0.053536	#####	0.074944
10/22/2002	5.1539	0.051539	0.053545	#####	0.075015
10/21/2002	5.1426	0.051426	0.053554	#####	0.075083
10/18/2002	5.0581	0.050581	0.053566	12/1/1994	0.075147
10/17/2002	5.1089	0.051089	0.053582	12/2/1994	0.075207
10/16/2002	5.006	0.05006	0.053597	12/5/1994	0.07527
10/15/2002	4.9683	0.049683	0.053622	12/6/1994	0.075323
10/14/2002	4.8107	0.048107	0.05365	12/7/1994	0.075379
10/11/2002	4.8041	0.048041	0.053683	12/8/1994	0.075431

10/10/2002	4.7153	0.047153	0.053721	12/9/1994	0.075482
10/9/2002	4.6549	0.046549	0.053762	#####	0.075538
10/8/2002	4.6958	0.046958	0.053807	#####	0.075587
10/7/2002	4.7079	0.047079	0.053845	#####	0.075639
10/4/2002	4.7136	0.047136	0.053883	#####	0.075685
10/3/2002	4.7334	0.047334	0.053924	#####	0.075732
10/2/2002	4.7221	0.047221	0.053961	#####	0.075777
10/1/2002	4.7457	0.047457	0.054002	#####	0.075825
9/30/2002	4.6682	0.046682	0.054039	#####	0.075877
9/27/2002	4.6784	0.046784	0.05408	#####	0.075928
9/26/2002	4.7298	0.047298	0.054119	#####	0.075974
9/25/2002	4.7186	0.047186	0.054153	#####	0.076017
9/24/2002	4.6288	0.046288	0.054189	#####	0.076063
9/23/2002	4.6712	0.046712	0.054233	#####	0.07611
9/20/2002	4.7422	0.047422	0.054278	#####	0.076154
9/19/2002	4.7039	0.047039	0.05432	#####	0.076197
9/18/2002	4.7442	0.047442	0.054361	1/2/1995	0.076242
9/17/2002	4.7273	0.047273	0.054397	1/3/1995	0.076285
9/16/2002	4.7594	0.047594	0.054438	1/4/1995	0.076323
9/13/2002	4.7669	0.047669	0.054478	1/5/1995	0.076362
9/12/2002	4.8146	0.048146	0.054519	1/6/1995	0.076392
9/11/2002	4.8791	0.048791	0.054551	1/9/1995	0.076416
9/10/2002	4.8386	0.048386	0.054575	1/10/1995	0.076447
9/9/2002	4.8685	0.048685	0.054593	1/11/1995	0.076476
9/6/2002	4.8588	0.048588	0.054612	1/12/1995	0.076509
9/5/2002	4.7824	0.047824	0.054633	1/13/1995	0.076536
9/4/2002	4.8024	0.048024	0.054656	1/16/1995	0.076564
9/3/2002	4.81	0.0481	0.054683	1/17/1995	0.076592
9/2/2002	4.928	0.04928	0.054709	1/18/1995	0.076617
8/30/2002	4.9251	0.049251	0.054732	1/19/1995	0.076644
8/29/2002	4.9586	0.049586	0.054754	1/20/1995	0.076674
8/28/2002	5.0191	0.050191	0.054774	1/23/1995	0.076699
8/27/2002	5.0602	0.050602	0.05479	1/24/1995	0.076727
8/26/2002	5.0151	0.050151	0.054803	1/25/1995	0.076755
8/23/2002	5.0321	0.050321	0.054814	1/26/1995	0.076786
8/22/2002	5.0906	0.050906	0.054826	1/27/1995	0.076811
8/21/2002	5.0103	0.050103	0.054833	1/30/1995	0.076841
8/20/2002	4.9667	0.049667	0.054834	1/31/1995	0.076871
8/19/2002	5.0523	0.050523	0.054831	2/1/1995	0.076903
8/16/2002	5.0917	0.050917	0.054822	2/2/1995	0.076927
8/15/2002	4.9757	0.049757	0.054812	2/3/1995	0.076943
8/14/2002	4.9295	0.049295	0.054806	2/6/1995	0.076959
8/13/2002	4.9659	0.049659	0.054799	2/7/1995	0.076973
8/12/2002	5.0666	0.050666	0.054793	2/8/1995	0.076989
8/9/2002	5.1091	0.051091	0.054783	2/9/1995	0.077006
8/8/2002	5.2223	0.052223	0.054775	2/10/1995	0.077012
8/7/2002	5.215	0.05215	0.054754	2/13/1995	0.077014
8/6/2002	5.2286	0.052286	0.054737	2/14/1995	0.07702
8/5/2002	5.1592	0.051592	0.054736	2/15/1995	0.077017
8/2/2002	5.2171	0.052171	0.054741	2/16/1995	0.077018
8/1/2002	5.285	0.05285	0.054744	2/17/1995	0.077022
7/31/2002	5.3011	0.053011	0.054744	2/20/1995	0.077029
7/30/2002	5.3964	0.053964	0.054746	2/21/1995	0.077046
7/29/2002	5.417	0.05417	0.054746	2/22/1995	0.077059
7/26/2002	5.3096	0.053096	0.054744	2/23/1995	0.077075

7/25/2002	5.2968	0.052968	0.054746	2/24/1995	0.077086
7/24/2002	5.3415	0.053415	0.054748	2/27/1995	0.077088
7/23/2002	5.2757	0.052757	0.054746	2/28/1995	0.07709
7/22/2002	5.2789	0.052789	0.05475	3/1/1995	0.077096
7/19/2002	5.3233	0.053233	0.054754	3/2/1995	0.077102
7/18/2002	5.406	0.05406	0.054759	3/3/1995	0.077109
7/17/2002	5.4506	0.054506	0.054759	3/6/1995	0.077119
7/16/2002	5.4484	0.054484	0.054755	3/7/1995	0.077129
7/15/2002	5.38	0.0538	0.054751	3/8/1995	0.077137
7/12/2002	5.3275	0.053275	0.054748	3/9/1995	0.077146
7/11/2002	5.3682	0.053682	0.054747	3/10/1995	0.077155
7/10/2002	5.3361	0.053361	0.054743	3/13/1995	0.077167
7/9/2002	5.4135	0.054135	0.054741	3/14/1995	0.077172
7/8/2002	5.4779	0.054779	0.054737	3/15/1995	0.077176
7/5/2002	5.5244	0.055244	0.054731	3/16/1995	0.077181
7/4/2002	5.4461	0.054461	0.054726	3/17/1995	0.077183
7/3/2002	5.4516	0.054516	0.054726	3/20/1995	0.077185
7/2/2002	5.4363	0.054363	0.054728	3/21/1995	0.077192
7/1/2002	5.4767	0.054767	0.054735	3/22/1995	0.077195
6/28/2002	5.5076	0.055076	0.05474	3/23/1995	0.077199
6/27/2002	5.5142	0.055142	0.054744	3/24/1995	0.077195
6/26/2002	5.4275	0.054275	0.054749	3/27/1995	0.077188
6/25/2002	5.4569	0.054569	0.054755	3/28/1995	0.077182
6/24/2002	5.4536	0.054536	0.054759	3/29/1995	0.077181
6/21/2002	5.3971	0.053971	0.054758	3/30/1995	0.077182
6/20/2002	5.4264	0.054264	0.054756	3/31/1995	0.077178
6/19/2002	5.3863	0.053863	0.054754	4/3/1995	0.077174
6/18/2002	5.4602	0.054602	0.054755	4/4/1995	0.077167
6/17/2002	5.4602	0.054602	0.054754	4/5/1995	0.07716
6/14/2002	5.4111	0.054111	0.05475	4/6/1995	0.077147
6/13/2002	5.492	0.05492	0.05475	4/7/1995	0.077136
6/12/2002	5.5396	0.055396	0.054749	4/10/1995	0.077125
6/11/2002	5.5507	0.055507	0.054746	4/11/1995	0.077114
6/10/2002	5.6057	0.056057	0.054737	4/12/1995	0.077102
6/7/2002	5.6591	0.056591	0.054725	4/13/1995	0.077088
6/6/2002	5.6057	0.056057	0.054712	4/14/1995	0.07707
6/5/2002	5.6567	0.056567	0.054699	4/17/1995	0.077053
6/4/2002	5.6237	0.056237	0.054687	4/18/1995	0.077038
6/3/2002	5.5966	0.055966	0.054679	4/19/1995	0.077022
5/31/2002	5.6147	0.056147	0.054671	4/20/1995	0.077013
5/30/2002	5.5943	0.055943	0.054661	4/21/1995	0.077002
5/29/2002	5.6237	0.056237	0.054653	4/24/1995	0.076993
5/28/2002	5.6635	0.056635	0.054644	4/25/1995	0.076985
5/27/2002	5.6669	0.056669	0.054633	4/26/1995	0.076974
5/24/2002	5.6612	0.056612	0.054621	4/27/1995	0.076964
5/23/2002	5.6657	0.056657	0.054612	4/28/1995	0.076953
5/22/2002	5.6395	0.056395	0.054604	5/1/1995	0.076944
5/21/2002	5.6634	0.056634	0.054597	5/2/1995	0.076932
5/20/2002	5.6966	0.056966	0.05459	5/3/1995	0.076913
5/17/2002	5.7556	0.057556	0.05458	5/4/1995	0.076894
5/16/2002	5.6816	0.056816	0.054569	5/5/1995	0.076875
5/15/2002	5.73	0.0573	0.05456	5/8/1995	0.076857
5/14/2002	5.7428	0.057428	0.054554	5/9/1995	0.076834
5/13/2002	5.685	0.05685	0.054546	5/10/1995	0.076815
5/10/2002	5.5986	0.055986	0.054541	5/11/1995	0.076794

5/9/2002	5.6325	0.056325	0.05454	5/12/1995	0.076766
5/8/2002	5.6701	0.056701	0.054535	5/15/1995	0.076736
5/7/2002	5.5337	0.055337	0.054528	5/16/1995	0.076701
5/6/2002	5.5371	0.055371	0.054527	5/17/1995	0.076665
5/3/2002	5.536	0.05536	0.054527	5/18/1995	0.076628
5/2/2002	5.5862	0.055862	0.054529	5/19/1995	0.0766
5/1/2002	5.5638	0.055638	0.054529	5/22/1995	0.07657
4/30/2002	5.5918	0.055918	0.054527	5/23/1995	0.076545
4/29/2002	5.6256	0.056256	0.054524	5/24/1995	0.076512
4/26/2002	5.5873	0.055873	0.05452	5/25/1995	0.076474
4/25/2002	5.6222	0.056222	0.054517	5/26/1995	0.076437
4/24/2002	5.6233	0.056233	0.054512	5/29/1995	0.076396
4/23/2002	5.6608	0.056608	0.054511	5/30/1995	0.076353
4/22/2002	5.6734	0.056734	0.054507	5/31/1995	0.076312
4/19/2002	5.6837	0.056837	0.054504	6/1/1995	0.076266
4/18/2002	5.699	0.05699	0.054502	6/2/1995	0.076219
4/17/2002	5.73	0.0573	0.054502	6/5/1995	0.07617
4/16/2002	5.663	0.05663	0.054499	6/6/1995	0.076122
4/15/2002	5.618	0.05618	0.0545	6/7/1995	0.076077
4/12/2002	5.647	0.05647	0.054506	6/8/1995	0.076034
4/11/2002	5.671	0.05671	0.05451	6/9/1995	0.075996
4/10/2002	5.701	0.05701	0.054513	6/12/1995	0.075957
4/9/2002	5.669	0.05669	0.054514	6/13/1995	0.075907
4/8/2002	5.713	0.05713	0.054515	6/14/1995	0.075857
4/5/2002	5.666	0.05666	0.054517	6/15/1995	0.075809
4/4/2002	5.711	0.05711	0.054517	6/16/1995	0.075755
4/3/2002	5.719	0.05719	0.054513	6/19/1995	0.075698
4/2/2002	5.762	0.05762	0.054509	6/20/1995	0.075643
4/1/2002	5.829	0.05829	0.054501	6/21/1995	0.075587
3/29/2002	5.795	0.05795	0.054488	6/22/1995	0.075529
3/28/2002	5.799	0.05799	0.054479	6/23/1995	0.075465
3/27/2002	5.757	0.05757	0.054473	6/26/1995	0.075404
3/26/2002	5.756	0.05756	0.054469	6/27/1995	0.075343
3/25/2002	5.803	0.05803	0.054467	6/28/1995	0.075278
3/22/2002	5.812	0.05812	0.05446	6/29/1995	0.075221
3/21/2002	5.789	0.05789	0.054452	6/30/1995	0.075163
3/20/2002	5.821	0.05821	0.054445	7/3/1995	0.075104
3/19/2002	5.733	0.05733	0.054437	7/4/1995	0.075044
3/18/2002	5.735	0.05735	0.054434	7/5/1995	0.074983
3/15/2002	5.76	0.0576	0.054435	7/6/1995	0.074916
3/14/2002	5.834	0.05834	0.054433	7/7/1995	0.074852
3/13/2002	5.746	0.05746	0.054424	7/10/1995	0.074785
3/12/2002	5.724	0.05724	0.054419	7/11/1995	0.07472
3/11/2002	5.719	0.05719	0.054417	7/12/1995	0.07465
3/8/2002	5.717	0.05717	0.054417	7/13/1995	0.07458
3/7/2002	5.662	0.05662	0.054419	7/14/1995	0.074515
3/6/2002	5.547	0.05547	0.054428	7/17/1995	0.074453
3/5/2002	5.487	0.05487	0.054443	7/18/1995	0.074398
3/4/2002	5.502	0.05502	0.054462	7/19/1995	0.074346
3/1/2002	5.504	0.05504	0.054479	7/20/1995	0.074297
2/28/2002	5.417	0.05417	0.054496	7/21/1995	0.074254
2/27/2002	5.372	0.05372	0.054515	7/24/1995	0.074206
2/26/2002	5.425	0.05425	0.054536	7/25/1995	0.074154
2/25/2002	5.366	0.05366	0.054551	7/26/1995	0.074104
2/22/2002	5.344	0.05344	0.054571	7/27/1995	0.074046

2/21/2002	5.367	0.05367	0.054592	7/28/1995	0.073992
2/20/2002	5.389	0.05389	0.054617	7/31/1995	0.073932
2/19/2002	5.388	0.05388	0.054643	8/1/1995	0.073875
2/18/2002	5.369	0.05369	0.054665	8/2/1995	0.073814
2/15/2002	5.366	0.05366	0.05469	8/3/1995	0.073759
2/14/2002	5.41	0.0541	0.054709	8/4/1995	0.073706
2/13/2002	5.454	0.05454	0.054722	8/7/1995	0.073652
2/12/2002	5.456	0.05456	0.054736	8/8/1995	0.073593
2/11/2002	5.404	0.05404	0.054747	8/9/1995	0.073535
2/8/2002	5.375	0.05375	0.054761	8/10/1995	0.073477
2/7/2002	5.41	0.0541	0.054774	8/11/1995	0.073419
2/6/2002	5.373	0.05373	0.054789	8/14/1995	0.073358
2/5/2002	5.342	0.05342	0.054807	8/15/1995	0.073297
2/4/2002	5.348	0.05348	0.054829	8/16/1995	0.073236
2/1/2002	5.393	0.05393	0.054852	8/17/1995	0.073173
1/31/2002	5.431	0.05431	0.054868	8/18/1995	0.073111
1/30/2002	5.434	0.05434	0.054885	8/21/1995	0.07305
1/29/2002	5.387	0.05387	0.054901	8/22/1995	0.072992
1/28/2002	5.467	0.05467	0.054917	8/23/1995	0.072933
1/25/2002	5.467	0.05467	0.054934	8/24/1995	0.072867
1/24/2002	5.444	0.05444	0.05495	8/25/1995	0.072796
1/23/2002	5.47	0.0547	0.054961	8/28/1995	0.072725
1/22/2002	5.384	0.05384	0.05497	8/29/1995	0.072658
1/21/2002	5.36	0.0536	0.054985	8/30/1995	0.072596
1/18/2002	5.358	0.05358	0.054998	8/31/1995	0.07253
1/17/2002	5.4	0.054	0.05501	9/1/1995	0.072465
1/16/2002	5.347	0.05347	0.055021	9/4/1995	0.072396
1/15/2002	5.337	0.05337	0.055035	9/5/1995	0.072323
1/14/2002	5.379	0.05379	0.055044	9/6/1995	0.072252
1/11/2002	5.371	0.05371	0.055048	9/7/1995	0.072181
1/10/2002	5.416	0.05416	0.055056	9/8/1995	0.072115
1/9/2002	5.497	0.05497	0.055059	9/11/1995	0.072049
1/8/2002	5.529	0.05529	0.055057	9/12/1995	0.071981
1/7/2002	5.488	0.05488	0.055055	9/13/1995	0.071913
1/4/2002	5.548	0.05548	0.055053	9/14/1995	0.071843
1/3/2002	5.534	0.05534	0.055051	9/15/1995	0.071774
1/2/2002	5.556	0.05556	0.055047	9/18/1995	0.071704
1/1/2002	5.472	0.05472	0.055042	9/19/1995	0.071636
12/31/2001	5.466	0.05466	0.055037	9/20/1995	0.071566
12/28/2001	5.535	0.05535	0.055029	9/21/1995	0.0715
12/27/2001	5.472	0.05472	0.055016	9/22/1995	0.071437
12/26/2001	5.539	0.05539	0.055007	9/25/1995	0.071374
12/25/2001	5.49	0.0549	0.054993	9/26/1995	0.07131
12/24/2001	5.488	0.05488	0.054983	9/27/1995	0.071247
12/21/2001	5.442	0.05442	0.054972	9/28/1995	0.071184
12/20/2001	5.413	0.05413	0.054963	9/29/1995	0.071117
12/19/2001	5.448	0.05448	0.054956	10/2/1995	0.071105
12/18/2001	5.512	0.05512	0.05495	10/3/1995	0.070985
12/17/2001	5.567	0.05567	0.054939	10/4/1995	0.070915
12/14/2001	5.585	0.05585	0.054927	10/5/1995	0.070844
12/13/2001	5.509	0.05509	0.054912	10/6/1995	0.070771
12/12/2001	5.476	0.05476	0.054903	10/9/1995	0.070698
12/11/2001	5.539	0.05539	0.054898	#####	0.070624
12/10/2001	5.558	0.05558	0.05489	#####	0.070553
12/7/2001	5.584	0.05584	0.05488	#####	0.070478



12/6/2001	5.461	0.05461	0.054865	#####	0.0704
12/5/2001	5.355	0.05355	0.054858	#####	0.070321
12/4/2001	5.206	0.05206	0.054858	#####	0.070242
12/3/2001	5.243	0.05243	0.054869	#####	0.070167
11/30/2001	5.286	0.05286	0.054881	#####	0.070088
11/29/2001	5.237	0.05237	0.054893	#####	0.070016
11/28/2001	5.352	0.05352	0.054905	#####	0.069946
11/27/2001	5.333	0.05333	0.054911	#####	0.069874
11/26/2001	5.381	0.05381	0.054917	#####	0.069802
11/23/2001	5.36	0.0536	0.054921	#####	0.06973
11/22/2001	5.355	0.05355	0.054927	#####	0.069653
11/21/2001	5.355	0.05355	0.054932	#####	0.069576
11/20/2001	5.318	0.05318	0.054935	#####	0.069496
11/19/2001	5.237	0.05237	0.05494	11/1/1995	0.069417
11/16/2001	5.268	0.05268	0.054947	11/2/1995	0.069337
11/15/2001	5.221	0.05221	0.05496	11/3/1995	0.069265
11/14/2001	5.027	0.05027	0.054977	11/6/1995	0.069192
11/13/2001	4.921	0.04921	0.055001	11/7/1995	0.069122
11/12/2001	4.876	0.04876	0.055029	11/8/1995	0.069048
11/9/2001	4.873	0.04873	0.055061	11/9/1995	0.068975
11/8/2001	4.864	0.04864	0.05509	#####	0.06891
11/7/2001	4.791	0.04791	0.055122	#####	0.068842
11/6/2001	4.846	0.04846	0.055162	#####	0.068774
11/5/2001	4.857	0.04857	0.055204	#####	0.068707
11/2/2001	4.956	0.04956	0.055243	#####	0.068634
11/1/2001	4.803	0.04803	0.055275	#####	0.068562
10/31/2001	4.874	0.04874	0.055318	#####	0.068491
10/30/2001	5.205	0.05205	0.055357	#####	0.068424
10/29/2001	5.262	0.05262	0.055377	#####	0.06836
10/26/2001	5.271	0.05271	0.055391	#####	0.068295
10/25/2001	5.297	0.05297	0.055401	#####	0.068228
10/24/2001	5.339	0.05339	0.055413	#####	0.06816
10/23/2001	5.389	0.05389	0.055426	#####	0.068091
10/22/2001	5.384	0.05384	0.055437	#####	0.068024
10/19/2001	5.358	0.05358	0.055445	#####	0.067953
10/18/2001	5.318	0.05318	0.055452	12/1/1995	0.067881
10/17/2001	5.314	0.05314	0.055457	12/4/1995	0.067809
10/16/2001	5.343	0.05343	0.055464	12/5/1995	0.067739
10/15/2001	5.371	0.05371	0.055467	12/6/1995	0.067668
10/12/2001	5.426	0.05426	0.05547	12/7/1995	0.067598
10/11/2001	5.401	0.05401	0.055474	12/8/1995	0.067523
10/10/2001	5.365	0.05365	0.055471	#####	0.067446
10/9/2001	5.376	0.05376	0.055476	#####	0.067368
10/8/2001	5.312	0.05312	0.05548	#####	0.067295
10/5/2001	5.308	0.05308	0.055486	#####	0.067223
10/4/2001	5.302	0.05302	0.055494	#####	0.067155
10/3/2001	5.293	0.05293	0.0555	#####	0.067093
10/2/2001	5.322	0.05322	0.055505	#####	0.06703
10/1/2001	5.373	0.05373	0.055509	#####	0.066968
9/28/2001	5.421	0.05421	0.055511	#####	0.066904
9/27/2001	5.435	0.05435	0.05551	#####	0.066839
9/26/2001	5.502	0.05502	0.055512	#####	0.066772
9/25/2001	5.568	0.05568	0.055509	#####	0.066702
9/24/2001	5.576	0.05576	0.055501	#####	0.06663
9/21/2001	5.583	0.05583	0.055494	#####	0.066557



9/20/2001	5.623	0.05623	0.055488	#####	0.066487
9/19/2001	5.551	0.05551	0.055484	1/1/1996	0.066418
9/18/2001	5.542	0.05542	0.055483	1/2/1996	0.066347
9/17/2001	5.423	0.05423	0.055481	1/3/1996	0.066276
9/14/2001	5.35	0.0535	0.055486	1/4/1996	0.066207
9/13/2001	5.392	0.05392	0.055494	1/5/1996	0.066137
9/11/2001	5.416	0.05416	0.055504	1/8/1996	0.06607
9/10/2001	5.437	0.05437	0.055518	1/9/1996	0.066007
9/7/2001	5.369	0.05369	0.055528	1/10/1996	0.065948
9/6/2001	5.413	0.05413	0.05554	1/11/1996	0.065888
9/5/2001	5.479	0.05479	0.055551	1/12/1996	0.065825
9/4/2001	5.483	0.05483	0.055561	1/15/1996	0.065763
9/3/2001	5.369	0.05369	0.055572	1/16/1996	0.065698
8/31/2001	5.368	0.05368	0.055587	1/17/1996	0.06563
8/30/2001	5.385	0.05385	0.055602	1/18/1996	0.065563
8/29/2001	5.362	0.05362	0.055616	1/19/1996	0.065495
8/28/2001	5.405	0.05405	0.055634	1/22/1996	0.065429
8/27/2001	5.463	0.05463	0.055651	1/23/1996	0.065364
8/24/2001	5.449	0.05449	0.055667	1/24/1996	0.065298
8/23/2001	5.412	0.05412	0.055682	1/25/1996	0.065236
8/22/2001	5.435	0.05435	0.055699	1/26/1996	0.065172
8/21/2001	5.432	0.05432	0.055718	1/29/1996	0.065111
8/20/2001	5.453	0.05453	0.055739	1/30/1996	0.065046
8/17/2001	5.42	0.0542	0.05576	1/31/1996	0.064982
8/16/2001	5.477	0.05477	0.055782	2/1/1996	0.064918
8/15/2001	5.517	0.05517	0.055802	2/2/1996	0.06486
8/14/2001	5.506	0.05506	0.055821	2/5/1996	0.0648
8/13/2001	5.512	0.05512	0.055839	2/6/1996	0.064741
8/10/2001	5.504	0.05504	0.055857	2/7/1996	0.064687
8/9/2001	5.534	0.05534	0.055871	2/8/1996	0.064636
8/8/2001	5.507	0.05507	0.055883	2/9/1996	0.06459
8/7/2001	5.599	0.05599	0.055897	2/12/1996	0.064541
8/6/2001	5.592	0.05592	0.055905	2/13/1996	0.064495
8/3/2001	5.585	0.05585	0.055913	2/14/1996	0.06445
8/2/2001	5.578	0.05578	0.05592	2/15/1996	0.064408
8/1/2001	5.526	0.05526	0.055929	2/16/1996	0.064371
7/31/2001	5.522	0.05522	0.055937	2/19/1996	0.064336
7/30/2001	5.514	0.05514	0.055945	2/20/1996	0.064312
7/27/2001	5.543	0.05543	0.055956	2/21/1996	0.064288
7/26/2001	5.571	0.05571	0.055966	2/22/1996	0.06426
7/25/2001	5.597	0.05597	0.055976	2/23/1996	0.064235
7/24/2001	5.528	0.05528	0.055985	2/26/1996	0.064211
7/23/2001	5.527	0.05527	0.055999	2/27/1996	0.064192
7/20/2001	5.549	0.05549	0.056013	2/28/1996	0.064179
7/19/2001	5.527	0.05527	0.056026	2/29/1996	0.064166
7/18/2001	5.516	0.05516	0.056041	3/1/1996	0.064147
7/17/2001	5.599	0.05599	0.056055	3/4/1996	0.064126
7/16/2001	5.579	0.05579	0.056067	3/5/1996	0.064112
7/13/2001	5.619	0.05619	0.05608	3/6/1996	0.064102
7/12/2001	5.649	0.05649	0.056094	3/7/1996	0.064094
7/11/2001	5.684	0.05684	0.056108	3/8/1996	0.064104
7/10/2001	5.67	0.0567	0.056121	3/11/1996	0.06411
7/9/2001	5.694	0.05694	0.056134	3/12/1996	0.064117
7/6/2001	5.732	0.05732	0.056143	3/13/1996	0.064124
7/5/2001	5.74	0.0574	0.056151	3/14/1996	0.064128

7/4/2001	5.725	0.05725	0.056159	3/15/1996	0.064129
7/3/2001	5.719	0.05719	0.056165	3/18/1996	0.064129
7/2/2001	5.687	0.05687	0.056174	3/19/1996	0.064137
6/29/2001	5.759	0.05759	0.056185	3/20/1996	0.06414
6/28/2001	5.671	0.05671	0.056192	3/21/1996	0.064141
6/27/2001	5.618	0.05618	0.056207	3/22/1996	0.064143
6/26/2001	5.652	0.05652	0.056221	3/25/1996	0.064144
6/25/2001	5.587	0.05587	0.056236	3/26/1996	0.064143
6/22/2001	5.575	0.05575	0.056252	3/27/1996	0.06415
6/21/2001	5.623	0.05623	0.056264	3/28/1996	0.064163
6/20/2001	5.665	0.05665	0.056269	3/29/1996	0.064171
6/19/2001	5.689	0.05689	0.056274	4/1/1996	0.064175
6/18/2001	5.701	0.05701	0.056275	4/2/1996	0.064177
6/15/2001	5.677	0.05677	0.056275	4/3/1996	0.064183
6/14/2001	5.642	0.05642	0.056277	4/4/1996	0.064185
6/13/2001	5.662	0.05662	0.05628	4/5/1996	0.064195
6/12/2001	5.652	0.05652	0.056281	4/8/1996	0.064207
6/11/2001	5.683	0.05683	0.056281	4/9/1996	0.064217
6/8/2001	5.737	0.05737	0.05628	4/10/1996	0.064234
6/7/2001	5.729	0.05729	0.056277	4/11/1996	0.064255
6/6/2001	5.647	0.05647	0.056277	4/12/1996	0.064269
6/5/2001	5.653	0.05653	0.056282	4/15/1996	0.064283
6/4/2001	5.692	0.05692	0.056285	4/16/1996	0.064293
6/1/2001	5.705	0.05705	0.056284	4/17/1996	0.064306
5/31/2001	5.753	0.05753	0.056282	4/18/1996	0.06432
5/30/2001	5.842	0.05842	0.056278	4/19/1996	0.064329
5/29/2001	5.86	0.0586	0.056271	4/22/1996	0.064333
5/28/2001	5.854	0.05854	0.056264	4/23/1996	0.064334
5/25/2001	5.853	0.05853	0.056256	4/24/1996	0.064332
5/24/2001	5.846	0.05846	0.056248	4/25/1996	0.064329
5/23/2001	5.799	0.05799	0.056243	4/26/1996	0.06432
5/22/2001	5.778	0.05778	0.056239	4/29/1996	0.064318
5/21/2001	5.738	0.05738	0.056234	4/30/1996	0.064322
5/18/2001	5.767	0.05767	0.056233	5/1/1996	0.064324
5/17/2001	5.763	0.05763	0.056228	5/2/1996	0.064334
5/16/2001	5.853	0.05853	0.056227	5/3/1996	0.064345
5/15/2001	5.911	0.05911	0.05622	5/6/1996	0.064356
5/14/2001	5.842	0.05842	0.056213	5/7/1996	0.064365
5/11/2001	5.854	0.05854	0.056206	5/8/1996	0.06437
5/10/2001	5.762	0.05762	0.0562	5/9/1996	0.064374
5/9/2001	5.668	0.05668	0.0562	5/10/1996	0.064375
5/8/2001	5.738	0.05738	0.056203	5/13/1996	0.064375
5/7/2001	5.669	0.05669	0.056205	5/14/1996	0.064373
5/4/2001	5.676	0.05676	0.056211	5/15/1996	0.06437
5/3/2001	5.639	0.05639	0.056216	5/16/1996	0.064368
5/2/2001	5.702	0.05702	0.056224	5/17/1996	0.06436
5/1/2001	5.742	0.05742	0.056229	5/20/1996	0.064354
4/30/2001	5.788	0.05788	0.056233	5/21/1996	0.064352
4/27/2001	5.8	0.058	0.056233	5/22/1996	0.064348
4/26/2001	5.711	0.05711	0.056233	5/23/1996	0.064346
4/25/2001	5.767	0.05767	0.056243	5/24/1996	0.064343
4/24/2001	5.758	0.05758	0.05625	5/27/1996	0.064341
4/23/2001	5.719	0.05719	0.056258	5/28/1996	0.06434
4/20/2001	5.797	0.05797	0.056266	5/29/1996	0.064342
4/19/2001	5.79	0.0579	0.056267	5/30/1996	0.064347

4/18/2001	5.658	0.05658	0.056272	5/31/1996	0.064362
4/17/2001	5.665	0.05665	0.056283	6/3/1996	0.064377
4/16/2001	5.683	0.05683	0.056294	6/4/1996	0.064391
4/13/2001	5.603	0.05603	0.056303	6/5/1996	0.064404
4/12/2001	5.613	0.05613	0.056318	6/6/1996	0.064416
4/11/2001	5.615	0.05615	0.056331	6/7/1996	0.064437
4/10/2001	5.627	0.05627	0.056343	6/10/1996	0.064463
4/9/2001	5.514	0.05514	0.056357	6/11/1996	0.064491
4/6/2001	5.464	0.05464	0.056375	6/12/1996	0.064521
4/5/2001	5.527	0.05527	0.056399	6/13/1996	0.064547
4/4/2001	5.476	0.05476	0.056419	6/14/1996	0.064572
4/3/2001	5.466	0.05466	0.056445	6/17/1996	0.064596
4/2/2001	5.488	0.05488	0.056473	6/18/1996	0.064627
3/30/2001	5.444	0.05444	0.056497	6/19/1996	0.064656
3/29/2001	5.496	0.05496	0.056523	6/20/1996	0.064688
3/28/2001	5.464	0.05464	0.056543	6/21/1996	0.064719
3/27/2001	5.459	0.05459	0.056565	6/24/1996	0.064747
3/26/2001	5.365	0.05365	0.056585	6/25/1996	0.064775
3/23/2001	5.314	0.05314	0.056613	6/26/1996	0.064803
3/22/2001	5.271	0.05271	0.056643	6/27/1996	0.064825
3/21/2001	5.283	0.05283	0.056677	6/28/1996	0.06484
3/20/2001	5.26	0.0526	0.056706	7/1/1996	0.064856
3/19/2001	5.291	0.05291	0.056738	7/2/1996	0.064874
3/16/2001	5.271	0.05271	0.056768	7/3/1996	0.064892
3/15/2001	5.268	0.05268	0.056799	7/4/1996	0.06491
3/14/2001	5.268	0.05268	0.056831	7/5/1996	0.064944
3/13/2001	5.322	0.05322	0.056864	7/8/1996	0.064979
3/12/2001	5.297	0.05297	0.056895	7/9/1996	0.065013
3/9/2001	5.322	0.05322	0.056927	7/10/1996	0.065045
3/8/2001	5.301	0.05301	0.056961	7/11/1996	0.065077
3/7/2001	5.311	0.05311	0.057001	7/12/1996	0.065108
3/6/2001	5.381	0.05381	0.057038	7/15/1996	0.065141
3/5/2001	5.375	0.05375	0.057072	7/16/1996	0.06517
3/2/2001	5.367	0.05367	0.057109	7/17/1996	0.0652
3/1/2001	5.293	0.05293	0.05715	7/18/1996	0.065227
2/28/2001	5.314	0.05314	0.057194	7/19/1996	0.065261
2/27/2001	5.352	0.05352	0.057237	7/22/1996	0.065296
2/26/2001	5.428	0.05428	0.05728	7/23/1996	0.06533
2/23/2001	5.478	0.05478	0.05732	7/24/1996	0.065366
2/22/2001	5.528	0.05528	0.057355	7/25/1996	0.065401
2/21/2001	5.487	0.05487	0.057384	7/26/1996	0.065434
2/20/2001	5.459	0.05459	0.057418	7/29/1996	0.065469
2/19/2001	5.456	0.05456	0.057455	7/30/1996	0.065504
2/16/2001	5.454	0.05454	0.057489	7/31/1996	0.065537
2/15/2001	5.487	0.05487	0.057524	8/1/1996	0.065559
2/14/2001	5.457	0.05457	0.05756	8/2/1996	0.065578
2/13/2001	5.412	0.05412	0.0576	8/5/1996	0.065599
2/12/2001	5.416	0.05416	0.057638	8/6/1996	0.065621
2/9/2001	5.389	0.05389	0.057675	8/7/1996	0.065644
2/8/2001	5.529	0.05529	0.057712	8/8/1996	0.065671
2/7/2001	5.55	0.0555	0.057736	8/9/1996	0.065692
2/6/2001	5.501	0.05501	0.057758	8/12/1996	0.065712
2/5/2001	5.49	0.0549	0.057781	8/13/1996	0.065736
2/2/2001	5.509	0.05509	0.057805	8/14/1996	0.065763
2/1/2001	5.46	0.0546	0.057827	8/15/1996	0.065789

1/31/2001	5.501	0.05501	0.057851	8/16/1996	0.06581
1/30/2001	5.593	0.05593	0.05787	8/19/1996	0.065836
1/29/2001	5.687	0.05687	0.057881	8/20/1996	0.065862
1/26/2001	5.64	0.0564	0.057889	8/21/1996	0.065889
1/25/2001	5.592	0.05592	0.057899	8/22/1996	0.06592
1/24/2001	5.659	0.05659	0.057915	8/23/1996	0.065956
1/23/2001	5.652	0.05652	0.057928	8/26/1996	0.065994
1/22/2001	5.603	0.05603	0.057935	8/27/1996	0.066029
1/19/2001	5.553	0.05553	0.057944	8/28/1996	0.066064
1/18/2001	5.475	0.05475	0.057957	8/29/1996	0.066102
1/17/2001	5.524	0.05524	0.057972	8/30/1996	0.066145
1/16/2001	5.596	0.05596	0.057979	9/2/1996	0.06619
1/12/2001	5.618	0.05618	0.057985	9/3/1996	0.066231
1/11/2001	5.54	0.0554	0.057993	9/4/1996	0.066276
1/10/2001	5.499	0.05499	0.058005	9/5/1996	0.066327
1/9/2001	5.429	0.05429	0.058019	9/6/1996	0.066378
1/8/2001	5.447	0.05447	0.058038	9/9/1996	0.06643
1/5/2001	5.398	0.05398	0.058057	9/10/1996	0.066483
1/4/2001	5.441	0.05441	0.058081	9/11/1996	0.066537
1/3/2001	5.5	0.055	0.058108	9/12/1996	0.066587
1/2/2001	5.342	0.05342	0.058132	9/13/1996	0.066632
1/1/2001	5.458	0.05458	0.058164	9/16/1996	0.066677
12/29/2000	5.457	0.05457	0.05819	9/17/1996	0.066726
12/28/2000	5.444	0.05444	0.058212	9/18/1996	0.066772
12/27/2000	5.452	0.05452	0.058238	9/19/1996	0.06682
12/26/2000	5.432	0.05432	0.058264	9/20/1996	0.066867
12/25/2000	5.393	0.05393	0.058293	9/23/1996	0.066908
12/22/2000	5.402	0.05402	0.058323	9/24/1996	0.066952
12/21/2000	5.407	0.05407	0.058355	9/25/1996	0.066992
12/20/2000	5.4	0.054	0.058389	9/26/1996	0.067032
12/19/2000	5.473	0.05473	0.058423	9/27/1996	0.067074
12/18/2000	5.442	0.05442	0.058458	9/30/1996	0.067117
12/15/2000	5.419	0.05419	0.058495	10/1/1996	0.067159
12/14/2000	5.437	0.05437	0.058531	10/2/1996	0.0672
12/13/2000	5.467	0.05467	0.058568	10/3/1996	0.067243
12/12/2000	5.53	0.0553	0.058601	10/4/1996	0.067283
12/11/2000	5.546	0.05546	0.058632	10/7/1996	0.067324
12/8/2000	5.502	0.05502	0.058661	10/8/1996	0.067367
12/7/2000	5.508	0.05508	0.058693	10/9/1996	0.06741
12/6/2000	5.525	0.05525	0.058725	#####	0.067453
12/5/2000	5.586	0.05586	0.058756	#####	0.067493
12/4/2000	5.693	0.05693	0.058786	#####	0.067533
12/1/2000	5.635	0.05635	0.058808	#####	0.067569
11/30/2000	5.608	0.05608	0.058833	#####	0.067603
11/29/2000	5.641	0.05641	0.058859	#####	0.067635
11/28/2000	5.675	0.05675	0.058881	#####	0.067668
11/27/2000	5.696	0.05696	0.058905	#####	0.067701
11/24/2000	5.667	0.05667	0.058929	#####	0.06774
11/23/2000	5.675	0.05675	0.058956	#####	0.067781
11/22/2000	5.656	0.05656	0.058986	#####	0.067825
11/21/2000	5.728	0.05728	0.059015	#####	0.067867
11/20/2000	5.754	0.05754	0.05904	#####	0.067906
11/17/2000	5.776	0.05776	0.059066	#####	0.067935
11/16/2000	5.741	0.05741	0.059098	#####	0.067969
11/15/2000	5.766	0.05766	0.059127	#####	0.067995

11/14/2000	5.819	0.05819	0.05915	11/1/1996	0.068027
11/13/2000	5.838	0.05838	0.059176	11/4/1996	0.068055
11/10/2000	5.869	0.05869	0.059198	11/5/1996	0.068083
11/9/2000	5.867	0.05867	0.059211	11/6/1996	0.068112
11/8/2000	5.873	0.05873	0.059232	11/7/1996	0.068135
11/7/2000	5.894	0.05894	0.05926	11/8/1996	0.068152
11/6/2000	5.885	0.05885	0.05929	#####	0.06817
11/3/2000	5.859	0.05859	0.059318	#####	0.068186
11/2/2000	5.785	0.05785	0.059351	#####	0.068201
11/1/2000	5.78	0.0578	0.05939	#####	0.068214
10/31/2000	5.788	0.05788	0.059433	#####	0.068232
10/30/2000	5.758	0.05758	0.059476	#####	0.068254
10/27/2000	5.741	0.05741	0.059523	#####	0.068274
10/26/2000	5.735	0.05735	0.059573	#####	0.06829
10/25/2000	5.746	0.05746	0.059622	#####	0.068302
10/24/2000	5.705	0.05705	0.059672	#####	0.068312
10/23/2000	5.682	0.05682	0.059722	#####	0.068321
10/20/2000	5.727	0.05727	0.059772	#####	0.068324
10/19/2000	5.75	0.0575	0.059819	#####	0.068327
10/18/2000	5.77	0.0577	0.059867	#####	0.068332
10/17/2000	5.767	0.05767	0.059912	#####	0.068329
10/16/2000	5.807	0.05807	0.059953	12/2/1996	0.068324
10/13/2000	5.804	0.05804	0.05999	12/3/1996	0.068318
10/12/2000	5.811	0.05811	0.060027	12/4/1996	0.068314
10/11/2000	5.823	0.05823	0.060068	12/5/1996	0.068316
10/10/2000	5.806	0.05806	0.060104	12/6/1996	0.068324
10/9/2000	5.846	0.05846	0.060144	12/9/1996	0.06833
10/6/2000	5.837	0.05837	0.060176	#####	0.068336
10/5/2000	5.892	0.05892	0.060205	#####	0.068345
10/4/2000	5.937	0.05937	0.060233	#####	0.068353
10/3/2000	5.94	0.0594	0.060259	#####	0.068346
10/2/2000	5.923	0.05923	0.060286	#####	0.068345
9/29/2000	5.885	0.05885	0.060314	#####	0.068345
9/28/2000	5.882	0.05882	0.060344	#####	0.068346
9/27/2000	5.9	0.059	0.060373	#####	0.068341
9/26/2000	5.854	0.05854	0.060401	#####	0.068334
9/25/2000	5.895	0.05895	0.06043	#####	0.068328
9/22/2000	5.913	0.05913	0.060454	#####	0.068321
9/21/2000	5.893	0.05893	0.060478	#####	0.068319
9/20/2000	5.961	0.05961	0.060499	#####	0.068317
9/19/2000	5.908	0.05908	0.060517	#####	0.068312
9/18/2000	5.952	0.05952	0.060531	#####	0.06831
9/15/2000	5.9	0.059	0.060542	#####	0.068313
9/14/2000	5.815	0.05815	0.060558	1/1/1997	0.068312
9/13/2000	5.731	0.05731	0.060579	1/2/1997	0.068312
9/12/2000	5.751	0.05751	0.060602	1/3/1997	0.068316
9/11/2000	5.725	0.05725	0.060626	1/6/1997	0.068323
9/8/2000	5.7	0.057	0.060653	1/7/1997	0.068332
9/7/2000	5.715	0.05715	0.060684	1/8/1997	0.068343
9/6/2000	5.707	0.05707	0.060713	1/9/1997	0.068348
9/5/2000	5.667	0.05667	0.060742	1/10/1997	0.068349
9/4/2000	5.665	0.05665	0.060774	1/13/1997	0.068348
9/1/2000	5.661	0.05661	0.060802	1/14/1997	0.068345
8/31/2000	5.668	0.05668	0.06083	1/15/1997	0.068337
8/30/2000	5.733	0.05733	0.060857	1/16/1997	0.068332



8/29/2000	5.747	0.05747	0.06088	1/17/1997	0.068333
8/28/2000	5.723	0.05723	0.060902	1/20/1997	0.068335
8/25/2000	5.669	0.05669	0.060924	1/21/1997	0.068334
8/24/2000	5.657	0.05657	0.060949	1/22/1997	0.068336
8/23/2000	5.671	0.05671	0.060973	1/23/1997	0.068337
8/22/2000	5.712	0.05712	0.060993	1/24/1997	0.068342
8/21/2000	5.708	0.05708	0.061008	1/27/1997	0.068352
8/18/2000	5.69	0.0569	0.061025	1/28/1997	0.068359
8/17/2000	5.712	0.05712	0.061045	1/29/1997	0.068364
8/16/2000	5.742	0.05742	0.061063	1/30/1997	0.068367
8/15/2000	5.709	0.05709	0.06108	1/31/1997	0.068367
8/14/2000	5.69	0.0569	0.061097	2/3/1997	0.068363
8/11/2000	5.706	0.05706	0.061115	2/4/1997	0.068352
8/10/2000	5.681	0.05681	0.061135	2/5/1997	0.068345
8/9/2000	5.725	0.05725	0.061158	2/6/1997	0.06833
8/8/2000	5.731	0.05731	0.061178	2/7/1997	0.068309
8/7/2000	5.752	0.05752	0.061201	2/10/1997	0.068291
8/4/2000	5.708	0.05708	0.061221	2/11/1997	0.068273
8/3/2000	5.737	0.05737	0.061249	2/12/1997	0.06826
8/2/2000	5.759	0.05759	0.061278	2/13/1997	0.06824
8/1/2000	5.727	0.05727	0.06131	2/14/1997	0.06822
7/31/2000	5.782	0.05782	0.061341	2/17/1997	0.068202
7/28/2000	5.785	0.05785	0.061369	2/18/1997	0.068187
7/27/2000	5.771	0.05771	0.061398	2/19/1997	0.068174
7/26/2000	5.807	0.05807	0.061426	2/20/1997	0.068161
7/25/2000	5.807	0.05807	0.061453	2/21/1997	0.068151
7/24/2000	5.815	0.05815	0.061479	2/24/1997	0.068142
7/21/2000	5.789	0.05789	0.061501	2/25/1997	0.068133
7/20/2000	5.809	0.05809	0.061528	2/26/1997	0.068131
7/19/2000	5.913	0.05913	0.061551	2/27/1997	0.068128
7/18/2000	5.908	0.05908	0.061567	2/28/1997	0.068127
7/17/2000	5.915	0.05915	0.061581	3/3/1997	0.068126
7/14/2000	5.876	0.05876	0.061595	3/4/1997	0.068127
7/13/2000	5.816	0.05816	0.06161	3/5/1997	0.068121
7/12/2000	5.878	0.05878	0.061629	3/6/1997	0.068119
7/11/2000	5.885	0.05885	0.061644	3/7/1997	0.06811
7/10/2000	5.886	0.05886	0.061654	3/10/1997	0.068101
7/7/2000	5.869	0.05869	0.061666	3/11/1997	0.068093
7/6/2000	5.908	0.05908	0.061675	3/12/1997	0.06809
7/5/2000	5.857	0.05857	0.061686	3/13/1997	0.068093
7/3/2000	5.867	0.05867	0.061698	3/14/1997	0.068089
6/30/2000	5.896	0.05896	0.061705	3/17/1997	0.06808
6/29/2000	5.875	0.05875	0.061709	3/18/1997	0.068072
6/28/2000	5.952	0.05952	0.061714	3/19/1997	0.068062
6/27/2000	5.933	0.05933	0.061721	3/20/1997	0.068053
6/26/2000	5.979	0.05979	0.061729	3/21/1997	0.068047
6/23/2000	6.041	0.06041	0.061733	3/24/1997	0.06804
6/22/2000	5.962	0.05962	0.061734	3/25/1997	0.068033
6/21/2000	5.967	0.05967	0.06174	3/26/1997	0.068027
6/20/2000	5.896	0.05896	0.061747	3/27/1997	0.068026
6/19/2000	5.891	0.05891	0.061758	3/28/1997	0.068025
6/16/2000	5.869	0.05869	0.061766	3/31/1997	0.068026
6/15/2000	5.923	0.05923	0.061774	4/1/1997	0.068027
6/14/2000	5.91	0.0591	0.061783	4/2/1997	0.068029
6/13/2000	5.949	0.05949	0.061791	4/3/1997	0.068033



6/12/2000	5.871	0.05871	0.061797	4/4/1997	0.068045
6/9/2000	5.895	0.05895	0.061805	4/7/1997	0.068054
6/8/2000	5.886	0.05886	0.061811	4/8/1997	0.068062
6/7/2000	5.907	0.05907	0.061823	4/9/1997	0.06807
6/6/2000	5.908	0.05908	0.061832	4/10/1997	0.068079
6/5/2000	5.915	0.05915	0.061839	4/11/1997	0.068077
6/2/2000	5.945	0.05945	0.061847	4/14/1997	0.068077
6/1/2000	5.943	0.05943	0.061848	4/15/1997	0.068075
5/31/2000	6.008	0.06008	0.061846	4/16/1997	0.068076
5/30/2000	6.092	0.06092	0.061838	4/17/1997	0.068077
5/29/2000	6.06	0.0606	0.06183	4/18/1997	0.068078
5/26/2000	6.059	0.06059	0.061827	4/21/1997	0.068079
5/25/2000	6.106	0.06106	0.061823	4/22/1997	0.068079
5/24/2000	6.193	0.06193	0.061819	4/23/1997	0.068082
5/23/2000	6.16	0.0616	0.061809	4/24/1997	0.068092
5/22/2000	6.185	0.06185	0.061802	4/25/1997	0.068101
5/19/2000	6.206	0.06206	0.061797	4/28/1997	0.068106
5/18/2000	6.227	0.06227	0.061792	4/29/1997	0.068107
5/17/2000	6.184	0.06184	0.061794	4/30/1997	0.068102
5/16/2000	6.113	0.06113	0.061795	5/1/1997	0.068098
5/15/2000	6.154	0.06154	0.061802	5/2/1997	0.068091
5/12/2000	6.201	0.06201	0.061806	5/5/1997	0.06808
5/11/2000	6.146	0.06146	0.061804	5/6/1997	0.068072
5/10/2000	6.149	0.06149	0.061799	5/7/1997	0.068072
5/9/2000	6.213	0.06213	0.061797	5/8/1997	0.068077
5/8/2000	6.243	0.06243	0.061794	5/9/1997	0.068084
5/5/2000	6.188	0.06188	0.061788	5/12/1997	0.06809
5/4/2000	6.155	0.06155	0.061784	5/13/1997	0.068098
5/3/2000	6.116	0.06116	0.06178	5/14/1997	0.068103
5/2/2000	6.011	0.06011	0.061775	5/15/1997	0.068108
5/1/2000	5.988	0.05988	0.061775	5/16/1997	0.068118
4/28/2000	5.96	0.0596	0.061777	5/19/1997	0.068129
4/27/2000	5.985	0.05985	0.06178	5/20/1997	0.068135
4/26/2000	5.944	0.05944	0.061779	5/21/1997	0.068144
4/25/2000	5.936	0.05936	0.061777	5/22/1997	0.068153
4/24/2000	5.875	0.05875	0.061775	5/23/1997	0.068164
4/21/2000	5.827	0.05827	0.061776	5/26/1997	0.068173
4/20/2000	5.83	0.0583	0.061779	5/27/1997	0.068185
4/19/2000	5.847	0.05847	0.061783	5/28/1997	0.068195
4/18/2000	5.91	0.0591	0.061786	5/29/1997	0.068201
4/17/2000	5.932	0.05932	0.061786	5/30/1997	0.068199
4/14/2000	5.776	0.05776	0.061785	6/2/1997	0.068194
4/13/2000	5.792	0.05792	0.061796	6/3/1997	0.068189
4/12/2000	5.813	0.05813	0.061806	6/4/1997	0.068184
4/11/2000	5.77	0.0577	0.061818	6/5/1997	0.068176
4/10/2000	5.668	0.05668	0.061831	6/6/1997	0.068159
4/7/2000	5.709	0.05709	0.061848	6/9/1997	0.068145
4/6/2000	5.794	0.05794	0.061862	6/10/1997	0.068134
4/5/2000	5.778	0.05778	0.061873	6/11/1997	0.068121
4/4/2000	5.773	0.05773	0.061882	6/12/1997	0.068102
4/3/2000	5.812	0.05812	0.061897	6/13/1997	0.068083
3/31/2000	5.828	0.05828	0.061911	6/16/1997	0.068064
3/30/2000	5.878	0.05878	0.061927	6/17/1997	0.068045
3/29/2000	5.974	0.05974	0.061941	6/18/1997	0.068024
3/28/2000	5.977	0.05977	0.06195	6/19/1997	0.068004

3/27/2000	5.978	0.05978	0.061954	6/20/1997	0.067989
3/24/2000	5.986	0.05986	0.061956	6/23/1997	0.067977
3/23/2000	5.907	0.05907	0.061955	6/24/1997	0.067961
3/22/2000	5.958	0.05958	0.061958	6/25/1997	0.067947
3/21/2000	5.969	0.05969	0.061964	6/26/1997	0.067934
3/20/2000	6.004	0.06004	0.061971	6/27/1997	0.067919
3/17/2000	6	0.06	0.061976	6/30/1997	0.067907
3/16/2000	6.043	0.06043	0.061984	7/1/1997	0.067895
3/15/2000	6.079	0.06079	0.061985	7/2/1997	0.067884
3/14/2000	6.09	0.0609	0.061982	7/3/1997	0.067871
3/13/2000	6.17	0.0617	0.061977	7/4/1997	0.067857
3/10/2000	6.176	0.06176	0.061967	7/7/1997	0.06784
3/9/2000	6.152	0.06152	0.061956	7/8/1997	0.067825
3/8/2000	6.161	0.06161	0.061947	7/9/1997	0.067811
3/7/2000	6.145	0.06145	0.061935	7/10/1997	0.067798
3/6/2000	6.143	0.06143	0.061924	7/11/1997	0.067787
3/3/2000	6.132	0.06132	0.061909	7/14/1997	0.067776
3/2/2000	6.132	0.06132	0.061893	7/15/1997	0.067763
3/1/2000	6.158	0.06158	0.061879	7/16/1997	0.067745
2/29/2000	6.14	0.0614	0.061862	7/17/1997	0.067726
2/28/2000	6.187	0.06187	0.061842	7/18/1997	0.06771
2/25/2000	6.129	0.06129	0.061821	7/21/1997	0.067695
2/24/2000	6.137	0.06137	0.061802	7/22/1997	0.067674
2/23/2000	6.126	0.06126	0.061786	7/23/1997	0.067652
2/22/2000	6.086	0.06086	0.06177	7/24/1997	0.067635
2/21/2000	6.159	0.06159	0.06176	7/25/1997	0.067617
2/18/2000	6.158	0.06158	0.061747	7/28/1997	0.067597
2/17/2000	6.218	0.06218	0.061735	7/29/1997	0.067574
2/16/2000	6.265	0.06265	0.061712	7/30/1997	0.067549
2/15/2000	6.246	0.06246	0.06169	7/31/1997	0.067521
2/14/2000	6.227	0.06227	0.061669	8/1/1997	0.067503
2/11/2000	6.269	0.06269	0.061647	8/4/1997	0.067485
2/10/2000	6.429	0.06429	0.061625	8/5/1997	0.067476
2/9/2000	6.314	0.06314	0.061593	8/6/1997	0.067465
2/8/2000	6.231	0.06231	0.061562	8/7/1997	0.067459
2/7/2000	6.342	0.06342	0.061536	8/8/1997	0.067457
2/4/2000	6.271	0.06271	0.061502	8/11/1997	0.067456
2/3/2000	6.136	0.06136	0.061472	8/12/1997	0.06746
2/2/2000	6.284	0.06284	0.061441	8/13/1997	0.067461
2/1/2000	6.423	0.06423	0.061406	8/14/1997	0.067462
1/31/2000	6.491	0.06491	0.061362	8/15/1997	0.067464
1/28/2000	6.452	0.06452	0.061316	8/18/1997	0.067464
1/27/2000	6.519	0.06519	0.061274	8/19/1997	0.067467
1/26/2000	6.571	0.06571	0.061228	8/20/1997	0.067472
1/25/2000	6.634	0.06634	0.061175	8/21/1997	0.067482
1/24/2000	6.65	0.0665	0.061119	8/22/1997	0.067491
1/21/2000	6.695	0.06695	0.061062	8/25/1997	0.067501
1/20/2000	6.747	0.06747	0.061006	8/26/1997	0.067512
1/19/2000	6.717	0.06717	0.060945	8/27/1997	0.067524
1/18/2000	6.747	0.06747	0.060885	8/28/1997	0.067532
1/17/2000	6.689	0.06689	0.060822	8/29/1997	0.067541
1/14/2000	6.697	0.06697	0.06076	9/1/1997	0.06755
1/13/2000	6.653	0.06653	0.060698	9/2/1997	0.067556
1/12/2000	6.719	0.06719	0.060638	9/3/1997	0.067564
1/11/2000	6.671	0.06671	0.060577	9/4/1997	0.067573

1/10/2000	6.584	0.06584	0.060519	9/5/1997	0.067587
1/7/2000	6.546	0.06546	0.06047	9/8/1997	0.0676
1/6/2000	6.553	0.06553	0.060422	9/9/1997	0.067613
1/5/2000	6.621	0.06621	0.060378	9/10/1997	0.067626
1/4/2000	6.537	0.06537	0.060328	9/11/1997	0.067636
1/3/2000	6.622	0.06622	0.06028	9/12/1997	0.067639
12/31/1999	6.478	0.06478	0.060231	9/15/1997	0.067645
12/30/1999	6.418	0.06418	0.060187	9/16/1997	0.067641
12/29/1999	6.443	0.06443	0.060145	9/17/1997	0.067629
12/28/1999	6.474	0.06474	0.0601	9/18/1997	0.067618
12/27/1999	6.465	0.06465	0.060053	9/19/1997	0.067608
12/24/1999	6.486	0.06486	0.060008	9/22/1997	0.067594
12/23/1999	6.489	0.06489	0.059962	9/23/1997	0.067581
12/22/1999	6.451	0.06451	0.059912	9/24/1997	0.067562
12/21/1999	6.461	0.06461	0.059864	9/25/1997	0.067553
12/20/1999	6.443	0.06443	0.059815	9/26/1997	0.067541
12/17/1999	6.374	0.06374	0.059769	9/29/1997	0.067531
12/16/1999	6.391	0.06391	0.059727	9/30/1997	0.067522
12/15/1999	6.325	0.06325	0.059685	10/1/1997	0.067508
12/14/1999	6.306	0.06306	0.059647	10/2/1997	0.067494
12/13/1999	6.202	0.06202	0.059608	10/3/1997	0.067481
12/10/1999	6.166	0.06166	0.059577	10/6/1997	0.067467
12/9/1999	6.215	0.06215	0.059549	10/7/1997	0.067446
12/8/1999	6.229	0.06229	0.059523	10/8/1997	0.067433
12/7/1999	6.2	0.062	0.059497	10/9/1997	0.067413
12/6/1999	6.238	0.06238	0.059467	#####	0.067398
12/3/1999	6.252	0.06252	0.059439	#####	0.067381
12/2/1999	6.321	0.06321	0.059405	#####	0.06736
12/1/1999	6.294	0.06294	0.059372	#####	0.067337
11/30/1999	6.293	0.06293	0.059332	#####	0.067319
11/29/1999	6.308	0.06308	0.059289	#####	0.067299
11/26/1999	6.232	0.06232	0.059242	#####	0.067277
11/25/1999	6.211	0.06211	0.059199	#####	0.067259
11/24/1999	6.211	0.06211	0.059158	#####	0.06724
11/23/1999	6.196	0.06196	0.059112	#####	0.067215
11/22/1999	6.19	0.0619	0.05907	#####	0.067187
11/19/1999	6.162	0.06162	0.059032	#####	0.067152
11/18/1999	6.168	0.06168	0.058995	#####	0.067128
11/17/1999	6.132	0.06132	0.058954	#####	0.067096
11/16/1999	6.063	0.06063	0.058916	#####	0.06706
11/15/1999	6.024	0.06024	0.058878	#####	0.067023
11/12/1999	6.036	0.06036	0.058844	11/3/1997	0.066987
11/11/1999	6.088	0.06088	0.05881	11/4/1997	0.066953
11/10/1999	6.09	0.0609	0.05877	11/5/1997	0.066918
11/9/1999	6.071	0.06071	0.058728	11/6/1997	0.066884
11/8/1999	6.053	0.06053	0.058686	11/7/1997	0.066852
11/5/1999	6.056	0.06056	0.058643	#####	0.066823
11/4/1999	6.103	0.06103	0.058594	#####	0.066794
11/3/1999	6.132	0.06132	0.058544	#####	0.066762
11/2/1999	6.139	0.06139	0.058494	#####	0.066729
11/1/1999	6.179	0.06179	0.058444	#####	0.066699
10/29/1999	6.163	0.06163	0.058391	#####	0.066667
10/28/1999	6.252	0.06252	0.058336	#####	0.066636
10/27/1999	6.331	0.06331	0.05828	#####	0.066602
10/26/1999	6.384	0.06384	0.058222	#####	0.066574

10/25/1999	6.35	0.0635	0.058161	#####	0.06655
10/22/1999	6.351	0.06351	0.058099	#####	0.066527
10/21/1999	6.356	0.06356	0.058037	#####	0.066502
10/20/1999	6.335	0.06335	0.057972	#####	0.066475
10/19/1999	6.351	0.06351	0.057911	#####	0.066445
10/18/1999	6.32	0.0632	0.057855	#####	0.066416
10/15/1999	6.257	0.06257	0.057804	12/1/1997	0.066385
10/14/1999	6.325	0.06325	0.057755	12/2/1997	0.066354
10/13/1999	6.278	0.06278	0.0577	12/3/1997	0.066316
10/12/1999	6.224	0.06224	0.057644	12/4/1997	0.066278
10/11/1999	6.197	0.06197	0.057593	12/5/1997	0.066242
10/8/1999	6.195	0.06195	0.057541	12/8/1997	0.066207
10/7/1999	6.183	0.06183	0.057486	12/9/1997	0.06617
10/6/1999	6.18	0.0618	0.057432	#####	0.066132
10/5/1999	6.177	0.06177	0.057377	#####	0.066087
10/4/1999	6.087	0.06087	0.057323	#####	0.066043
10/1/1999	6.134	0.06134	0.057276	#####	0.066001
9/30/1999	6.051	0.06051	0.057231	#####	0.065956
9/29/1999	6.125	0.06125	0.057189	#####	0.065912
9/28/1999	6.086	0.06086	0.057141	#####	0.065861
9/27/1999	6.011	0.06011	0.057094	#####	0.06581
9/24/1999	5.973	0.05973	0.057046	#####	0.065756
9/23/1999	5.989	0.05989	0.056998	#####	0.065702
9/22/1999	6.085	0.06085	0.056949	#####	0.065648
9/21/1999	6.089	0.06089	0.056894	#####	0.065596
9/20/1999	6.071	0.06071	0.056841	#####	0.065543
9/17/1999	6.056	0.06056	0.056787	#####	0.065493
9/16/1999	6.076	0.06076	0.056735	#####	0.065443
9/15/1999	6.104	0.06104	0.056679	#####	0.06539
9/14/1999	6.119	0.06119	0.056623	1/1/1998	0.065332
9/13/1999	6.052	0.06052	0.056567	1/2/1998	0.065269
9/10/1999	6.041	0.06041	0.056516	1/5/1998	0.065201
9/9/1999	6.093	0.06093	0.056466	1/6/1998	0.065133
9/8/1999	6.068	0.06068	0.056411	1/7/1998	0.065069
9/7/1999	6.073	0.06073	0.056359	1/8/1998	0.065003
9/6/1999	6.024	0.06024	0.056307	1/9/1998	0.064933
9/3/1999	6.018	0.06018	0.056259	1/12/1998	0.064864
9/2/1999	6.134	0.06134	0.056216	1/13/1998	0.064796
9/1/1999	6.078	0.06078	0.056169	1/14/1998	0.064727
8/31/1999	6.059	0.06059	0.056124	1/15/1998	0.064659
8/30/1999	6.06	0.0606	0.056082	1/16/1998	0.064591
8/27/1999	5.976	0.05976	0.056042	1/19/1998	0.064523
8/26/1999	5.901	0.05901	0.056004	1/20/1998	0.06446
8/25/1999	5.857	0.05857	0.055971	1/21/1998	0.064396
8/24/1999	5.931	0.05931	0.055941	1/22/1998	0.064336
8/23/1999	5.983	0.05983	0.055909	1/23/1998	0.064282
8/20/1999	5.985	0.05985	0.055874	1/26/1998	0.064222
8/19/1999	6.031	0.06031	0.055837	1/27/1998	0.064167
8/18/1999	5.995	0.05995	0.055798	1/28/1998	0.064109
8/17/1999	6.008	0.06008	0.055763	1/29/1998	0.064045
8/16/1999	6.087	0.06087	0.055727	1/30/1998	0.063978
8/13/1999	6.103	0.06103	0.055687	2/2/1998	0.063916
8/12/1999	6.277	0.06277	0.055651	2/3/1998	0.06386
8/11/1999	6.207	0.06207	0.055605	2/4/1998	0.063805
8/10/1999	6.242	0.06242	0.055561	2/5/1998	0.063756

8/9/1999	6.233	0.06233	0.05551	2/6/1998	0.063708
8/6/1999	6.176	0.06176	0.05546	2/9/1998	0.063662
8/5/1999	6.039	0.06039	0.055409	2/10/1998	0.063613
8/4/1999	6.107	0.06107	0.055361	2/11/1998	0.063558
8/3/1999	6.164	0.06164	0.055312	2/12/1998	0.063504
8/2/1999	6.121	0.06121	0.055258	2/13/1998	0.063452
7/30/1999	6.103	0.06103	0.055207	2/16/1998	0.0634
7/29/1999	6.071	0.06071	0.055161	2/17/1998	0.063344
7/28/1999	6.009	0.06009	0.055114	2/18/1998	0.063292
7/27/1999	6.01	0.0601	0.055068	2/19/1998	0.063241
7/26/1999	6.028	0.06028	0.055021	2/20/1998	0.06319
7/23/1999	6.025	0.06025	0.054968	2/23/1998	0.063139
7/22/1999	5.971	0.05971	0.054916	2/24/1998	0.063091
7/21/1999	5.904	0.05904	0.054866	2/25/1998	0.063039
7/20/1999	5.886	0.05886	0.054822	2/26/1998	0.062987
7/19/1999	5.901	0.05901	0.054782	2/27/1998	0.062934
7/16/1999	5.884	0.05884	0.054743	3/2/1998	0.062885
7/15/1999	5.918	0.05918	0.054705	3/3/1998	0.062838
7/14/1999	5.914	0.05914	0.054659	3/4/1998	0.062787
7/13/1999	5.91	0.0591	0.054606	3/5/1998	0.062742
7/12/1999	5.907	0.05907	0.054547	3/6/1998	0.062697
7/9/1999	5.999	0.05999	0.054488	3/9/1998	0.062651
7/8/1999	5.991	0.05991	0.05443	3/10/1998	0.062605
7/7/1999	6.048	0.06048	0.054374	3/11/1998	0.062558
7/6/1999	6.037	0.06037	0.054321	3/12/1998	0.062507
7/5/1999	5.996	0.05996	0.054274	3/13/1998	0.062463
7/2/1999	5.998	0.05998	0.054231	3/16/1998	0.062415
7/1/1999	6.011	0.06011	0.054186	3/17/1998	0.062368
6/30/1999	5.963	0.05963	0.054144	3/18/1998	0.062321
6/29/1999	6.068	0.06068	0.054104	3/19/1998	0.062277
6/28/1999	6.094	0.06094	0.054058	3/20/1998	0.062236
6/25/1999	6.15	0.0615	0.05401	3/23/1998	0.062195
6/24/1999	6.161	0.06161	0.05396	3/24/1998	0.062153
6/23/1999	6.147	0.06147	0.053911	3/25/1998	0.062115
6/22/1999	6.057	0.06057	0.053864	3/26/1998	0.06208
6/21/1999	6.019	0.06019	0.053825	3/27/1998	0.062045
6/18/1999	5.972	0.05972	0.053785	3/30/1998	0.062009
6/17/1999	5.963	0.05963	0.053748	3/31/1998	0.061971
6/16/1999	6.066	0.06066	0.05371	4/1/1998	0.061928
6/15/1999	6.111	0.06111	0.05367	4/2/1998	0.061881
6/14/1999	6.1	0.061	0.053632	4/3/1998	0.061833
6/11/1999	6.159	0.06159	0.053592	4/6/1998	0.061785
6/10/1999	6.063	0.06063	0.053548	4/7/1998	0.06174
6/9/1999	6.026	0.06026	0.05351	4/8/1998	0.0617
6/8/1999	5.994	0.05994	0.053475	4/9/1998	0.061662
6/7/1999	5.966	0.05966	0.053443	4/10/1998	0.061625
6/4/1999	5.963	0.05963	0.053408	4/13/1998	0.061593
6/3/1999	5.963	0.05963	0.053377	4/14/1998	0.061558
6/2/1999	5.934	0.05934	0.053346	4/15/1998	0.061524
6/1/1999	5.924	0.05924	0.05332	4/16/1998	0.06149
5/31/1999	5.828	0.05828	0.053295	4/17/1998	0.061457
5/28/1999	5.828	0.05828	0.053277	4/20/1998	0.061426
5/27/1999	5.852	0.05852	0.053257	4/21/1998	0.061396
5/26/1999	5.804	0.05804	0.05324	4/22/1998	0.06137
5/25/1999	5.748	0.05748	0.053228	4/23/1998	0.061344



5/24/1999	5.757	0.05757	0.053218	4/24/1998	0.061315
5/21/1999	5.751	0.05751	0.053208	4/27/1998	0.061291
5/20/1999	5.827	0.05827	0.053197	4/28/1998	0.061273
5/19/1999	5.803	0.05803	0.053189	4/29/1998	0.061255
5/18/1999	5.89	0.0589	0.053179	4/30/1998	0.061231
5/17/1999	5.892	0.05892	0.053164	5/1/1998	0.061205
5/14/1999	5.922	0.05922	0.053151	5/4/1998	0.061181
5/13/1999	5.75	0.0575	0.053136	5/5/1998	0.061161
5/12/1999	5.828	0.05828	0.053133	5/6/1998	0.061142
5/11/1999	5.835	0.05835	0.053125	5/7/1998	0.061125
5/10/1999	5.79	0.0579	0.053114	5/8/1998	0.061101
5/7/1999	5.813	0.05813	0.053108	5/11/1998	0.061079
5/6/1999	5.791	0.05791	0.053103	5/12/1998	0.061053
5/5/1999	5.706	0.05706	0.053099	5/13/1998	0.061026
5/4/1999	5.713	0.05713	0.053103	5/14/1998	0.060998
5/3/1999	5.655	0.05655	0.053104	5/15/1998	0.060965
4/30/1999	5.662	0.05662	0.053107	5/18/1998	0.06093
4/29/1999	5.53	0.0553	0.053108	5/19/1998	0.060893
4/28/1999	5.583	0.05583	0.053114	5/20/1998	0.060856
4/27/1999	5.538	0.05538	0.053119	5/21/1998	0.060825
4/26/1999	5.575	0.05575	0.053125	5/22/1998	0.060792
4/23/1999	5.597	0.05597	0.053132	5/25/1998	0.060761
4/22/1999	5.603	0.05603	0.05314	5/26/1998	0.060728
4/21/1999	5.524	0.05524	0.053146	5/27/1998	0.060693
4/20/1999	5.507	0.05507	0.053155	5/28/1998	0.060653
4/19/1999	5.519	0.05519	0.053165	5/29/1998	0.060611
4/16/1999	5.573	0.05573	0.053174	6/1/1998	0.060566
4/15/1999	5.526	0.05526	0.053177	6/2/1998	0.060523
4/14/1999	5.507	0.05507	0.053181	6/3/1998	0.06048
4/13/1999	5.49	0.0549	0.053187	6/4/1998	0.060442
4/12/1999	5.452	0.05452	0.053192	6/5/1998	0.060401
4/9/1999	5.46	0.0546	0.053198	6/8/1998	0.06036
4/8/1999	5.443	0.05443	0.053205	6/9/1998	0.060321
4/7/1999	5.503	0.05503	0.053213	6/10/1998	0.060276
4/6/1999	5.519	0.05519	0.053219	6/11/1998	0.060228
4/5/1999	5.588	0.05588	0.053225	6/12/1998	0.060179
4/2/1999	5.596	0.05596	0.053228	6/15/1998	0.060127
4/1/1999	5.671	0.05671	0.053229	6/16/1998	0.060079
3/31/1999	5.625	0.05625	0.053229	6/17/1998	0.060033
3/30/1999	5.58	0.0558	0.05323	6/18/1998	0.059983
3/29/1999	5.64	0.0564	0.053233	6/19/1998	0.059937
3/26/1999	5.589	0.05589	0.053235	6/22/1998	0.059892
3/25/1999	5.585	0.05585	0.053239	6/23/1998	0.059854
3/24/1999	5.531	0.05531	0.053245	6/24/1998	0.059817
3/23/1999	5.541	0.05541	0.053255	6/25/1998	0.05978
3/22/1999	5.568	0.05568	0.053261	6/26/1998	0.059742
3/19/1999	5.56	0.0556	0.053261	6/29/1998	0.059707
3/18/1999	5.488	0.05488	0.053266	6/30/1998	0.059669
3/17/1999	5.507	0.05507	0.053274	7/1/1998	0.059635
3/16/1999	5.476	0.05476	0.053284	7/2/1998	0.059595
3/15/1999	5.521	0.05521	0.0533	7/3/1998	0.059556
3/12/1999	5.526	0.05526	0.053313	7/6/1998	0.059516
3/11/1999	5.563	0.05563	0.053326	7/7/1998	0.059476
3/10/1999	5.555	0.05555	0.053338	7/8/1998	0.059441
3/9/1999	5.531	0.05531	0.05335	7/9/1998	0.059406



3/8/1999	5.588	0.05588	0.053363	7/10/1998	0.059373
3/5/1999	5.596	0.05596	0.053372	7/13/1998	0.059345
3/4/1999	5.701	0.05701	0.053382	7/14/1998	0.059319
3/3/1999	5.696	0.05696	0.053389	7/15/1998	0.059286
3/2/1999	5.614	0.05614	0.053396	7/16/1998	0.059254
3/1/1999	5.67	0.0567	0.053407	7/17/1998	0.05922
2/26/1999	5.576	0.05576	0.053419	7/20/1998	0.059184
2/25/1999	5.653	0.05653	0.053435	7/21/1998	0.059149
2/24/1999	5.508	0.05508	0.053448	7/22/1998	0.059114
2/23/1999	5.43	0.0543	0.053468	7/23/1998	0.059077
2/22/1999	5.355	0.05355	0.053493	7/24/1998	0.059039
2/19/1999	5.387	0.05387	0.053521	7/27/1998	0.059003
2/18/1999	5.378	0.05378	0.053551	7/28/1998	0.05897
2/17/1999	5.308	0.05308	0.053581	7/29/1998	0.058937
2/16/1999	5.341	0.05341	0.053613	7/30/1998	0.058908
2/15/1999	5.427	0.05427	0.053644	7/31/1998	0.05888
2/12/1999	5.422	0.05422	0.053674	8/3/1998	0.058856
2/11/1999	5.366	0.05366	0.053702	8/4/1998	0.058823
2/10/1999	5.366	0.05366	0.053731	8/5/1998	0.058797
2/9/1999	5.302	0.05302	0.05376	8/6/1998	0.058773
2/8/1999	5.341	0.05341	0.053794	8/7/1998	0.058747
2/5/1999	5.349	0.05349	0.053824	8/10/1998	0.058718
2/4/1999	5.288	0.05288	0.053853	8/11/1998	0.058686
2/3/1999	5.254	0.05254	0.053886	8/12/1998	0.058655
2/2/1999	5.239	0.05239	0.053927	8/13/1998	0.058628
2/1/1999	5.183	0.05183	0.053969	8/14/1998	0.058598
1/29/1999	5.086	0.05086	0.054012	8/17/1998	0.058568
1/28/1999	5.107	0.05107	0.054055	8/18/1998	0.058539
1/27/1999	5.127	0.05127	0.054099	8/19/1998	0.058511
1/26/1999	5.129	0.05129	0.05414	8/20/1998	0.058482
1/25/1999	5.116	0.05116	0.054181	8/21/1998	0.058448
1/22/1999	5.082	0.05082	0.054222	8/24/1998	0.058418
1/21/1999	5.131	0.05131	0.054262	8/25/1998	0.058386
1/20/1999	5.168	0.05168	0.054299	8/26/1998	0.058355
1/19/1999	5.149	0.05149	0.054334	8/27/1998	0.058319
1/18/1999	5.115	0.05115	0.054372	8/28/1998	0.058284
1/15/1999	5.107	0.05107	0.054412	8/31/1998	0.058244
1/14/1999	5.057	0.05057	0.054451	9/1/1998	0.058208
1/13/1999	5.132	0.05132	0.054492	9/2/1998	0.058173
1/12/1999	5.22	0.0522	0.05453	9/3/1998	0.058135
1/11/1999	5.306	0.05306	0.054561	9/4/1998	0.058097
1/8/1999	5.273	0.05273	0.054587	9/7/1998	0.058059
1/7/1999	5.224	0.05224	0.054613	9/8/1998	0.058026
1/6/1999	5.163	0.05163	0.054644	9/9/1998	0.057988
1/5/1999	5.208	0.05208	0.05468	9/10/1998	0.057946
1/4/1999	5.151	0.05151	0.054716	9/11/1998	0.057903
1/1/1999	5.095	0.05095	0.054758	9/14/1998	0.057857
12/31/1998	5.095	0.05095	0.054801	9/15/1998	0.057814
12/30/1998	5.087	0.05087	0.054845	9/16/1998	0.057772
12/29/1998	5.1	0.051	0.054888	9/17/1998	0.057731
12/28/1998	5.152	0.05152	0.054927	9/18/1998	0.057692
12/25/1998	5.216	0.05216	0.054963	9/21/1998	0.05765
12/24/1998	5.213	0.05213	0.054997	9/22/1998	0.057609
12/23/1998	5.177	0.05177	0.055031	9/23/1998	0.057568
12/22/1998	5.138	0.05138	0.055068	9/24/1998	0.057529

12/21/1998	5.06	0.0506	0.055105	9/25/1998	0.057489
12/18/1998	4.998	0.04998	0.055145	9/28/1998	0.057451
12/17/1998	5.012	0.05012	0.05519	9/29/1998	0.057413
12/16/1998	4.994	0.04994	0.055233	9/30/1998	0.057366
12/15/1998	5.025	0.05025	0.05528	10/1/1998	0.057314
12/14/1998	4.99	0.0499	0.055327	10/2/1998	0.057261
12/11/1998	5.024	0.05024	0.055375	10/5/1998	0.057201
12/10/1998	4.955	0.04955	0.055425	10/6/1998	0.057139
12/9/1998	4.982	0.04982	0.05548	10/7/1998	0.057086
12/8/1998	4.993	0.04993	0.055533	10/8/1998	0.05704
12/7/1998	5.034	0.05034	0.055587	10/9/1998	0.057004
12/4/1998	5.04	0.0504	0.055635	#####	0.056973
12/3/1998	5.003	0.05003	0.05568	#####	0.056941
12/2/1998	5.023	0.05023	0.055727	#####	0.056903
12/1/1998	5.036	0.05036	0.055772	#####	0.056864
11/30/1998	5.063	0.05063	0.055818	#####	0.056827
11/27/1998	5.159	0.05159	0.05586	#####	0.056791
11/26/1998	5.186	0.05186	0.055895	#####	0.056758
11/25/1998	5.187	0.05187	0.055929	#####	0.056725
11/24/1998	5.217	0.05217	0.055961	#####	0.056695
11/23/1998	5.252	0.05252	0.05599	#####	0.056663
11/20/1998	5.218	0.05218	0.05602	#####	0.056628
11/19/1998	5.243	0.05243	0.056051	#####	0.05659
11/18/1998	5.249	0.05249	0.056082	#####	0.056556
11/17/1998	5.294	0.05294	0.056112	#####	0.056516
11/16/1998	5.288	0.05288	0.056144	#####	0.056476
11/13/1998	5.25	0.0525	0.056176	11/2/1998	0.056443
11/12/1998	5.249	0.05249	0.05621	11/3/1998	0.056407
11/11/1998	5.288	0.05288	0.056244	11/4/1998	0.056376
11/10/1998	5.289	0.05289	0.056273	11/5/1998	0.056352
11/9/1998	5.289	0.05289	0.056302	11/6/1998	0.056331
11/6/1998	5.387	0.05387	0.056331	11/9/1998	0.056302
11/5/1998	5.355	0.05355	0.056352	#####	0.056273
11/4/1998	5.325	0.05325	0.056376	#####	0.056244
11/3/1998	5.215	0.05215	0.056407	#####	0.05621
11/2/1998	5.244	0.05244	0.056443	#####	0.056176
10/30/1998	5.157	0.05157	0.056476	#####	0.056144
10/29/1998	5.078	0.05078	0.056516	#####	0.056112
10/28/1998	5.12	0.0512	0.056556	#####	0.056082
10/27/1998	5.089	0.05089	0.05659	#####	0.056051
10/26/1998	5.107	0.05107	0.056628	#####	0.05602
10/23/1998	5.178	0.05178	0.056663	#####	0.05599
10/22/1998	5.137	0.05137	0.056695	#####	0.055961
10/21/1998	5.071	0.05071	0.056725	#####	0.055929
10/20/1998	5.069	0.05069	0.056758	#####	0.055895
10/19/1998	4.983	0.04983	0.056791	#####	0.05586
10/16/1998	4.978	0.04978	0.056827	#####	0.055818
10/15/1998	4.967	0.04967	0.056864	12/1/1998	0.055772
10/14/1998	5.031	0.05031	0.056903	12/2/1998	0.055727
10/13/1998	5.089	0.05089	0.056941	12/3/1998	0.05568
10/12/1998	5.117	0.05117	0.056973	12/4/1998	0.055635
10/9/1998	5.115	0.05115	0.057004	12/7/1998	0.055587
10/8/1998	4.999	0.04999	0.05704	12/8/1998	0.055533
10/7/1998	4.86	0.0486	0.057086	12/9/1998	0.05548
10/6/1998	4.735	0.04735	0.057139	#####	0.055425

10/5/1998	4.716	0.04716	0.057201	#####	0.055375
10/2/1998	4.84	0.0484	0.057261	#####	0.055327
10/1/1998	4.882	0.04882	0.057314	#####	0.05528
9/30/1998	4.978	0.04978	0.057366	#####	0.055233
9/29/1998	5.094	0.05094	0.057413	#####	0.05519
9/28/1998	5.141	0.05141	0.057451	#####	0.055145
9/25/1998	5.109	0.05109	0.057489	#####	0.055105
9/24/1998	5.164	0.05164	0.057529	#####	0.055068
9/23/1998	5.168	0.05168	0.057568	#####	0.055031
9/22/1998	5.152	0.05152	0.057609	#####	0.054997
9/21/1998	5.125	0.05125	0.05765	#####	0.054963
9/18/1998	5.147	0.05147	0.057692	#####	0.054927
9/17/1998	5.179	0.05179	0.057731	#####	0.054888
9/16/1998	5.221	0.05221	0.057772	#####	0.054845
9/15/1998	5.26	0.0526	0.057814	#####	0.054801
9/14/1998	5.23	0.0523	0.057857	1/1/1999	0.054758
9/11/1998	5.229	0.05229	0.057903	1/4/1999	0.054716
9/10/1998	5.204	0.05204	0.057946	1/5/1999	0.05468
9/9/1998	5.262	0.05262	0.057988	1/6/1999	0.054644
9/8/1998	5.363	0.05363	0.058026	1/7/1999	0.054613
9/7/1998	5.284	0.05284	0.058059	1/8/1999	0.054587
9/4/1998	5.288	0.05288	0.058097	1/11/1999	0.054561
9/3/1998	5.303	0.05303	0.058135	1/12/1999	0.05453
9/2/1998	5.333	0.05333	0.058173	1/13/1999	0.054492
9/1/1998	5.341	0.05341	0.058208	1/14/1999	0.054451
8/31/1998	5.267	0.05267	0.058244	1/15/1999	0.054412
8/28/1998	5.338	0.05338	0.058284	1/18/1999	0.054372
8/27/1998	5.344	0.05344	0.058319	1/19/1999	0.054334
8/26/1998	5.417	0.05417	0.058355	1/20/1999	0.054299
8/25/1998	5.428	0.05428	0.058386	1/21/1999	0.054262
8/24/1998	5.471	0.05471	0.058418	1/22/1999	0.054222
8/21/1998	5.433	0.05433	0.058448	1/25/1999	0.054181
8/20/1998	5.513	0.05513	0.058482	1/26/1999	0.05414
8/19/1998	5.556	0.05556	0.058511	1/27/1999	0.054099
8/18/1998	5.556	0.05556	0.058539	1/28/1999	0.054055
8/17/1998	5.546	0.05546	0.058568	1/29/1999	0.054012
8/14/1998	5.54	0.0554	0.058598	2/1/1999	0.053969
8/13/1998	5.65	0.0565	0.058628	2/2/1999	0.053927
8/12/1998	5.609	0.05609	0.058655	2/3/1999	0.053886
8/11/1998	5.602	0.05602	0.058686	2/4/1999	0.053853
8/10/1998	5.624	0.05624	0.058718	2/5/1999	0.053824
8/7/1998	5.631	0.05631	0.058747	2/8/1999	0.053794
8/6/1998	5.671	0.05671	0.058773	2/9/1999	0.05376
8/5/1998	5.671	0.05671	0.058797	2/10/1999	0.053731
8/4/1998	5.631	0.05631	0.058823	2/11/1999	0.053702
8/3/1998	5.659	0.05659	0.058856	2/12/1999	0.053674
7/31/1998	5.713	0.05713	0.05888	2/15/1999	0.053644
7/30/1998	5.722	0.05722	0.058908	2/16/1999	0.053613
7/29/1998	5.769	0.05769	0.058937	2/17/1999	0.053581
7/28/1998	5.74	0.0574	0.05897	2/18/1999	0.053551
7/27/1998	5.708	0.05708	0.059003	2/19/1999	0.053521
7/24/1998	5.686	0.05686	0.059039	2/22/1999	0.053493
7/23/1998	5.657	0.05657	0.059077	2/23/1999	0.053468
7/22/1998	5.681	0.05681	0.059114	2/24/1999	0.053448
7/21/1998	5.663	0.05663	0.059149	2/25/1999	0.053435

7/20/1998	5.713	0.05713	0.059184	2/26/1999	0.053419
7/17/1998	5.746	0.05746	0.05922	3/1/1999	0.053407
7/16/1998	5.727	0.05727	0.059254	3/2/1999	0.053396
7/15/1998	5.705	0.05705	0.059286	3/3/1999	0.053389
7/14/1998	5.717	0.05717	0.059319	3/4/1999	0.053382
7/13/1998	5.693	0.05693	0.059345	3/5/1999	0.053372
7/10/1998	5.625	0.05625	0.059373	3/8/1999	0.053363
7/9/1998	5.605	0.05605	0.059406	3/9/1999	0.05335
7/8/1998	5.626	0.05626	0.059441	3/10/1999	0.053338
7/7/1998	5.603	0.05603	0.059476	3/11/1999	0.053326
7/6/1998	5.572	0.05572	0.059516	3/12/1999	0.053313
7/3/1998	5.599	0.05599	0.059556	3/15/1999	0.0533
7/2/1998	5.6	0.056	0.059595	3/16/1999	0.053284
7/1/1998	5.629	0.05629	0.059635	3/17/1999	0.053274
6/30/1998	5.627	0.05627	0.059669	3/18/1999	0.053266
6/29/1998	5.643	0.05643	0.059707	3/19/1999	0.053261
6/26/1998	5.632	0.05632	0.059742	3/22/1999	0.053261
6/25/1998	5.655	0.05655	0.05978	3/23/1999	0.053255
6/24/1998	5.658	0.05658	0.059817	3/24/1999	0.053245
6/23/1998	5.643	0.05643	0.059854	3/25/1999	0.053239
6/22/1998	5.669	0.05669	0.059892	3/26/1999	0.053235
6/19/1998	5.669	0.05669	0.059937	3/29/1999	0.053233
6/18/1998	5.7	0.057	0.059983	3/30/1999	0.05323
6/17/1998	5.747	0.05747	0.060033	3/31/1999	0.053229
6/16/1998	5.649	0.05649	0.060079	4/1/1999	0.053229
6/15/1998	5.574	0.05574	0.060127	4/2/1999	0.053228
6/12/1998	5.662	0.05662	0.060179	4/5/1999	0.053225
6/11/1998	5.654	0.05654	0.060228	4/6/1999	0.053219
6/10/1998	5.702	0.05702	0.060276	4/7/1999	0.053213
6/9/1998	5.788	0.05788	0.060321	4/8/1999	0.053205
6/8/1998	5.779	0.05779	0.06036	4/9/1999	0.053198
6/5/1998	5.787	0.05787	0.060401	4/12/1999	0.053192
6/4/1998	5.817	0.05817	0.060442	4/13/1999	0.053187
6/3/1998	5.782	0.05782	0.06048	4/14/1999	0.053181
6/2/1998	5.79	0.0579	0.060523	4/15/1999	0.053177
6/1/1998	5.777	0.05777	0.060566	4/16/1999	0.053174
5/29/1998	5.802	0.05802	0.060611	4/19/1999	0.053165
5/28/1998	5.825	0.05825	0.060653	4/20/1999	0.053155
5/27/1998	5.846	0.05846	0.060693	4/21/1999	0.053146
5/26/1998	5.836	0.05836	0.060728	4/22/1999	0.05314
5/25/1998	5.9	0.059	0.060761	4/23/1999	0.053132
5/22/1998	5.9	0.059	0.060792	4/26/1999	0.053125
5/21/1998	5.923	0.05923	0.060825	4/27/1999	0.053119
5/20/1998	5.895	0.05895	0.060856	4/28/1999	0.053114
5/19/1998	5.934	0.05934	0.060893	4/29/1999	0.053108
5/18/1998	5.923	0.05923	0.06093	4/30/1999	0.053107
5/15/1998	5.972	0.05972	0.060965	5/3/1999	0.053104
5/14/1998	5.984	0.05984	0.060998	5/4/1999	0.053103
5/13/1998	5.939	0.05939	0.061026	5/5/1999	0.053099
5/12/1998	5.972	0.05972	0.061053	5/6/1999	0.053103
5/11/1998	6.029	0.06029	0.061079	5/7/1999	0.053108
5/8/1998	5.977	0.05977	0.061101	5/10/1999	0.053114
5/7/1998	5.953	0.05953	0.061125	5/11/1999	0.053125
5/6/1998	5.94	0.0594	0.061142	5/12/1999	0.053133
5/5/1998	5.987	0.05987	0.061161	5/13/1999	0.053136

5/4/1998	5.937	0.05937	0.061181	5/14/1999	0.053151
5/1/1998	5.933	0.05933	0.061205	5/17/1999	0.053164
4/30/1998	5.949	0.05949	0.061231	5/18/1999	0.053179
4/29/1998	6.075	0.06075	0.061255	5/19/1999	0.053189
4/28/1998	6.069	0.06069	0.061273	5/20/1999	0.053197
4/27/1998	6.053	0.06053	0.061291	5/21/1999	0.053208
4/24/1998	5.945	0.05945	0.061315	5/24/1999	0.053218
4/23/1998	5.981	0.05981	0.061344	5/25/1999	0.053228
4/22/1998	5.956	0.05956	0.06137	5/26/1999	0.05324
4/21/1998	5.948	0.05948	0.061396	5/27/1999	0.053257
4/20/1998	5.925	0.05925	0.061426	5/28/1999	0.053277
4/17/1998	5.876	0.05876	0.061457	5/31/1999	0.053295
4/16/1998	5.871	0.05871	0.06149	6/1/1999	0.05332
4/15/1998	5.883	0.05883	0.061524	6/2/1999	0.053346
4/14/1998	5.899	0.05899	0.061558	6/3/1999	0.053377
4/13/1998	5.926	0.05926	0.061593	6/4/1999	0.053408
4/10/1998	5.881	0.05881	0.061625	6/7/1999	0.053443
4/9/1998	5.879	0.05879	0.061662	6/8/1999	0.053475
4/8/1998	5.896	0.05896	0.0617	6/9/1999	0.05351
4/7/1998	5.843	0.05843	0.06174	6/10/1999	0.053548
4/6/1998	5.824	0.05824	0.061785	6/11/1999	0.053592
4/3/1998	5.794	0.05794	0.061833	6/14/1999	0.053632
4/2/1998	5.841	0.05841	0.061881	6/15/1999	0.05367
4/1/1998	5.881	0.05881	0.061928	6/16/1999	0.05371
3/31/1998	5.933	0.05933	0.061971	6/17/1999	0.053748
3/30/1998	5.979	0.05979	0.062009	6/18/1999	0.053785
3/27/1998	5.958	0.05958	0.062045	6/21/1999	0.053825
3/26/1998	5.975	0.05975	0.06208	6/22/1999	0.053864
3/25/1998	5.942	0.05942	0.062115	6/23/1999	0.053911
3/24/1998	5.88	0.0588	0.062153	6/24/1999	0.05396
3/23/1998	5.883	0.05883	0.062195	6/25/1999	0.05401
3/20/1998	5.885	0.05885	0.062236	6/28/1999	0.054058
3/19/1998	5.9	0.059	0.062277	6/29/1999	0.054104
3/18/1998	5.907	0.05907	0.062321	6/30/1999	0.054144
3/17/1998	5.89	0.0589	0.062368	7/1/1999	0.054186
3/16/1998	5.862	0.05862	0.062415	7/2/1999	0.054231
3/13/1998	5.893	0.05893	0.062463	7/5/1999	0.054274
3/12/1998	5.866	0.05866	0.062507	7/6/1999	0.054321
3/11/1998	5.939	0.05939	0.062558	7/7/1999	0.054374
3/10/1998	5.96	0.0596	0.062605	7/8/1999	0.05443
3/9/1998	5.962	0.05962	0.062651	7/9/1999	0.054488
3/6/1998	6.019	0.06019	0.062697	7/12/1999	0.054547
3/5/1998	6.063	0.06063	0.062742	7/13/1999	0.054606
3/4/1998	6.023	0.06023	0.062787	7/14/1999	0.054659
3/3/1998	6.073	0.06073	0.062838	7/15/1999	0.054705
3/2/1998	6.011	0.06011	0.062885	7/16/1999	0.054743
2/27/1998	5.923	0.05923	0.062934	7/19/1999	0.054782
2/26/1998	5.947	0.05947	0.062987	7/20/1999	0.054822
2/25/1998	5.921	0.05921	0.063039	7/21/1999	0.054866
2/24/1998	5.961	0.05961	0.063091	7/22/1999	0.054916
2/23/1998	5.9	0.059	0.063139	7/23/1999	0.054968
2/20/1998	5.871	0.05871	0.06319	7/26/1999	0.055021
2/19/1998	5.851	0.05851	0.063241	7/27/1999	0.055068
2/18/1998	5.837	0.05837	0.063292	7/28/1999	0.055114
2/17/1998	5.796	0.05796	0.063344	7/29/1999	0.055161



2/16/1998	5.848	0.05848	0.0634	7/30/1999	0.055207
2/13/1998	5.849	0.05849	0.063452	8/2/1999	0.055258
2/12/1998	5.865	0.05865	0.063504	8/3/1999	0.055312
2/11/1998	5.846	0.05846	0.063558	8/4/1999	0.055361
2/10/1998	5.922	0.05922	0.063613	8/5/1999	0.055409
2/9/1998	5.943	0.05943	0.063662	8/6/1999	0.05546
2/6/1998	5.92	0.0592	0.063708	8/9/1999	0.05551
2/5/1998	5.933	0.05933	0.063756	8/10/1999	0.055561
2/4/1998	5.862	0.05862	0.063805	8/11/1999	0.055605
2/3/1998	5.863	0.05863	0.06386	8/12/1999	0.055651
2/2/1998	5.878	0.05878	0.063916	8/13/1999	0.055687
1/30/1998	5.8	0.058	0.063978	8/16/1999	0.055727
1/29/1998	5.841	0.05841	0.064045	8/17/1999	0.055763
1/28/1998	5.942	0.05942	0.064109	8/18/1999	0.055798
1/27/1998	5.94	0.0594	0.064167	8/19/1999	0.055837
1/26/1998	5.897	0.05897	0.064222	8/20/1999	0.055874
1/23/1998	5.97	0.0597	0.064282	8/23/1999	0.055909
1/22/1998	5.866	0.05866	0.064336	8/24/1999	0.055941
1/21/1998	5.811	0.05811	0.064396	8/25/1999	0.055971
1/20/1998	5.845	0.05845	0.06446	8/26/1999	0.056004
1/19/1998	5.809	0.05809	0.064523	8/27/1999	0.056042
1/16/1998	5.809	0.05809	0.064591	8/30/1999	0.056082
1/15/1998	5.739	0.05739	0.064659	8/31/1999	0.056124
1/14/1998	5.733	0.05733	0.064727	9/1/1999	0.056169
1/13/1998	5.738	0.05738	0.064796	9/2/1999	0.056216
1/12/1998	5.689	0.05689	0.064864	9/3/1999	0.056259
1/9/1998	5.728	0.05728	0.064933	9/6/1999	0.056307
1/8/1998	5.75	0.0575	0.065003	9/7/1999	0.056359
1/7/1998	5.787	0.05787	0.065069	9/8/1999	0.056411
1/6/1998	5.718	0.05718	0.065133	9/9/1999	0.056466
1/5/1998	5.735	0.05735	0.065201	9/10/1999	0.056516
1/2/1998	5.838	0.05838	0.065269	9/13/1999	0.056567
1/1/1998	5.925	0.05925	0.065332	9/14/1999	0.056623
12/31/1997	5.923	0.05923	0.06539	9/15/1999	0.056679
12/30/1997	5.97	0.0597	0.065443	9/16/1999	0.056735
12/29/1997	5.925	0.05925	0.065493	9/17/1999	0.056787
12/26/1997	5.9	0.059	0.065543	9/20/1999	0.056841
12/25/1997	5.911	0.05911	0.065596	9/21/1999	0.056894
12/24/1997	5.913	0.05913	0.065648	9/22/1999	0.056949
12/23/1997	5.873	0.05873	0.065702	9/23/1999	0.056998
12/22/1997	5.886	0.05886	0.065756	9/24/1999	0.057046
12/19/1997	5.922	0.05922	0.06581	9/27/1999	0.057094
12/18/1997	5.934	0.05934	0.065861	9/28/1999	0.057141
12/17/1997	5.997	0.05997	0.065912	9/29/1999	0.057189
12/16/1997	5.963	0.05963	0.065956	9/30/1999	0.057231
12/15/1997	5.973	0.05973	0.066001	10/1/1999	0.057276
12/12/1997	5.925	0.05925	0.066043	10/4/1999	0.057323
12/11/1997	5.994	0.05994	0.066087	10/5/1999	0.057377
12/10/1997	6.07	0.0607	0.066132	10/6/1999	0.057432
12/9/1997	6.117	0.06117	0.06617	10/7/1999	0.057486
12/8/1997	6.143	0.06143	0.066207	10/8/1999	0.057541
12/5/1997	6.084	0.06084	0.066242	#####	0.057593
12/4/1997	6.049	0.06049	0.066278	#####	0.057644
12/3/1997	6.015	0.06015	0.066316	#####	0.0577
12/2/1997	6.036	0.06036	0.066354	#####	0.057755



12/1/1997	6.038	0.06038	0.066385	#####	0.057804
11/28/1997	6.054	0.06054	0.066416	#####	0.057855
11/27/1997	6.05	0.0605	0.066445	#####	0.057911
11/26/1997	6.047	0.06047	0.066475	#####	0.057972
11/25/1997	6.06	0.0606	0.066502	#####	0.058037
11/24/1997	6.067	0.06067	0.066527	#####	0.058099
11/21/1997	6.033	0.06033	0.06655	#####	0.058161
11/20/1997	6.062	0.06062	0.066574	#####	0.058222
11/19/1997	6.039	0.06039	0.066602	#####	0.05828
11/18/1997	6.073	0.06073	0.066636	#####	0.058336
11/17/1997	6.067	0.06067	0.066667	#####	0.058391
11/14/1997	6.113	0.06113	0.066699	11/1/1999	0.058444
11/13/1997	6.098	0.06098	0.066729	11/2/1999	0.058494
11/12/1997	6.102	0.06102	0.066762	11/3/1999	0.058544
11/11/1997	6.143	0.06143	0.066794	11/4/1999	0.058594
11/10/1997	6.143	0.06143	0.066823	11/5/1999	0.058643
11/7/1997	6.155	0.06155	0.066852	11/8/1999	0.058686
11/6/1997	6.183	0.06183	0.066884	11/9/1999	0.058728
11/5/1997	6.218	0.06218	0.066918	#####	0.05877
11/4/1997	6.252	0.06252	0.066953	#####	0.05881
11/3/1997	6.209	0.06209	0.066987	#####	0.058844
10/31/1997	6.153	0.06153	0.067023	#####	0.058878
10/30/1997	6.14	0.0614	0.06706	#####	0.058916
10/29/1997	6.203	0.06203	0.067096	#####	0.058954
10/28/1997	6.289	0.06289	0.067128	#####	0.058995
10/27/1997	6.133	0.06133	0.067152	#####	0.059032
10/24/1997	6.273	0.06273	0.067187	#####	0.05907
10/23/1997	6.309	0.06309	0.067215	#####	0.059112
10/22/1997	6.419	0.06419	0.06724	#####	0.059158
10/21/1997	6.41	0.0641	0.067259	#####	0.059199
10/20/1997	6.423	0.06423	0.067277	#####	0.059242
10/17/1997	6.439	0.06439	0.067299	#####	0.059289
10/16/1997	6.392	0.06392	0.067319	#####	0.059332
10/15/1997	6.397	0.06397	0.067337	12/1/1999	0.059372
10/14/1997	6.356	0.06356	0.06736	12/2/1999	0.059405
10/13/1997	6.432	0.06432	0.067381	12/3/1999	0.059439
10/10/1997	6.43	0.0643	0.067398	12/6/1999	0.059467
10/9/1997	6.354	0.06354	0.067413	12/7/1999	0.059497
10/8/1997	6.373	0.06373	0.067433	12/8/1999	0.059523
10/7/1997	6.233	0.06233	0.067446	12/9/1999	0.059549
10/6/1997	6.259	0.06259	0.067467	#####	0.059577
10/3/1997	6.294	0.06294	0.067481	#####	0.059608
10/2/1997	6.295	0.06295	0.067494	#####	0.059647
10/1/1997	6.322	0.06322	0.067508	#####	0.059685
9/30/1997	6.399	0.06399	0.067522	#####	0.059727
9/29/1997	6.384	0.06384	0.067531	#####	0.059769
9/26/1997	6.367	0.06367	0.067541	#####	0.059815
9/25/1997	6.403	0.06403	0.067553	#####	0.059864
9/24/1997	6.316	0.06316	0.067562	#####	0.059912
9/23/1997	6.385	0.06385	0.067581	#####	0.059962
9/22/1997	6.352	0.06352	0.067594	#####	0.060008
9/19/1997	6.378	0.06378	0.067608	#####	0.060053
9/18/1997	6.401	0.06401	0.067618	#####	0.0601
9/17/1997	6.399	0.06399	0.067629	#####	0.060145
9/16/1997	6.406	0.06406	0.067641	#####	0.060187

9/15/1997	6.574	0.06574	0.067645	#####	0.060231
9/12/1997	6.587	0.06587	0.067639	1/3/2000	0.06028
9/11/1997	6.692	0.06692	0.067636	1/4/2000	0.060328
9/10/1997	6.658	0.06658	0.067626	1/5/2000	0.060378
9/9/1997	6.626	0.06626	0.067613	1/6/2000	0.060422
9/8/1997	6.612	0.06612	0.0676	1/7/2000	0.06047
9/5/1997	6.642	0.06642	0.067587	1/10/2000	0.060519
9/4/1997	6.611	0.06611	0.067573	1/11/2000	0.060577
9/3/1997	6.601	0.06601	0.067564	1/12/2000	0.060638
9/2/1997	6.559	0.06559	0.067556	1/13/2000	0.060698
9/1/1997	6.607	0.06607	0.06755	1/14/2000	0.06076
8/29/1997	6.611	0.06611	0.067541	1/17/2000	0.060822
8/28/1997	6.573	0.06573	0.067532	1/18/2000	0.060885
8/27/1997	6.651	0.06651	0.067524	1/19/2000	0.060945
8/26/1997	6.645	0.06645	0.067512	1/20/2000	0.061006
8/25/1997	6.668	0.06668	0.067501	1/21/2000	0.061062
8/22/1997	6.649	0.06649	0.067491	1/24/2000	0.061119
8/21/1997	6.621	0.06621	0.067482	1/25/2000	0.061175
8/20/1997	6.54	0.0654	0.067472	1/26/2000	0.061228
8/19/1997	6.51	0.0651	0.067467	1/27/2000	0.061274
8/18/1997	6.523	0.06523	0.067464	1/28/2000	0.061316
8/15/1997	6.546	0.06546	0.067464	1/31/2000	0.061362
8/14/1997	6.55	0.0655	0.067462	2/1/2000	0.061406
8/13/1997	6.626	0.06626	0.067461	2/2/2000	0.061441
8/12/1997	6.671	0.06671	0.06746	2/3/2000	0.061472
8/11/1997	6.636	0.06636	0.067456	2/4/2000	0.061502
8/8/1997	6.635	0.06635	0.067457	2/7/2000	0.061536
8/7/1997	6.529	0.06529	0.067459	2/8/2000	0.061562
8/6/1997	6.479	0.06479	0.067465	2/9/2000	0.061593
8/5/1997	6.491	0.06491	0.067476	2/10/2000	0.061625
8/4/1997	6.478	0.06478	0.067485	2/11/2000	0.061647
8/1/1997	6.454	0.06454	0.067503	2/14/2000	0.061669
7/31/1997	6.298	0.06298	0.067521	2/15/2000	0.06169
7/30/1997	6.324	0.06324	0.067549	2/16/2000	0.061712
7/29/1997	6.385	0.06385	0.067574	2/17/2000	0.061735
7/28/1997	6.405	0.06405	0.067597	2/18/2000	0.061747
7/25/1997	6.454	0.06454	0.067617	2/21/2000	0.06176
7/24/1997	6.437	0.06437	0.067635	2/22/2000	0.06177
7/23/1997	6.436	0.06436	0.067652	2/23/2000	0.061786
7/22/1997	6.419	0.06419	0.067674	2/24/2000	0.061802
7/21/1997	6.54	0.0654	0.067695	2/25/2000	0.061821
7/18/1997	6.53	0.0653	0.06771	2/28/2000	0.061842
7/17/1997	6.492	0.06492	0.067726	2/29/2000	0.061862
7/16/1997	6.478	0.06478	0.067745	3/1/2000	0.061879
7/15/1997	6.543	0.06543	0.067763	3/2/2000	0.061893
7/14/1997	6.556	0.06556	0.067776	3/3/2000	0.061909
7/11/1997	6.529	0.06529	0.067787	3/6/2000	0.061924
7/10/1997	6.562	0.06562	0.067798	3/7/2000	0.061935
7/9/1997	6.565	0.06565	0.067811	3/8/2000	0.061947
7/8/1997	6.581	0.06581	0.067825	3/9/2000	0.061956
7/7/1997	6.579	0.06579	0.06784	3/10/2000	0.061967
7/4/1997	6.627	0.06627	0.067857	3/13/2000	0.061977
7/3/1997	6.627	0.06627	0.067871	3/14/2000	0.061982
7/2/1997	6.706	0.06706	0.067884	3/15/2000	0.061985
7/1/1997	6.741	0.06741	0.067895	3/16/2000	0.061984

6/30/1997	6.785	0.06785	0.067907	3/17/2000	0.061976
6/27/1997	6.742	0.06742	0.067919	3/20/2000	0.061971
6/26/1997	6.783	0.06783	0.067934	3/21/2000	0.061964
6/25/1997	6.737	0.06737	0.067947	3/22/2000	0.061958
6/24/1997	6.692	0.06692	0.067961	3/23/2000	0.061955
6/23/1997	6.708	0.06708	0.067977	3/24/2000	0.061956
6/20/1997	6.661	0.06661	0.067989	3/27/2000	0.061954
6/19/1997	6.679	0.06679	0.068004	3/28/2000	0.06195
6/18/1997	6.685	0.06685	0.068024	3/29/2000	0.061941
6/17/1997	6.724	0.06724	0.068045	3/30/2000	0.061927
6/16/1997	6.699	0.06699	0.068064	3/31/2000	0.061911
6/13/1997	6.724	0.06724	0.068083	4/3/2000	0.061897
6/12/1997	6.777	0.06777	0.068102	4/4/2000	0.061882
6/11/1997	6.831	0.06831	0.068121	4/5/2000	0.061873
6/10/1997	6.84	0.0684	0.068134	4/6/2000	0.061862
6/9/1997	6.826	0.06826	0.068145	4/7/2000	0.061848
6/6/1997	6.774	0.06774	0.068159	4/10/2000	0.061831
6/5/1997	6.879	0.06879	0.068176	4/11/2000	0.061818
6/4/1997	6.881	0.06881	0.068184	4/12/2000	0.061806
6/3/1997	6.87	0.0687	0.068189	4/13/2000	0.061796
6/2/1997	6.901	0.06901	0.068194	4/14/2000	0.061785
5/30/1997	6.906	0.06906	0.068199	4/17/2000	0.061786
5/29/1997	6.976	0.06976	0.068201	4/18/2000	0.061786
5/28/1997	7.03	0.0703	0.068195	4/19/2000	0.061783
5/27/1997	7.026	0.07026	0.068185	4/20/2000	0.061779
5/26/1997	6.986	0.06986	0.068173	4/21/2000	0.061776
5/23/1997	6.987	0.06987	0.068164	4/24/2000	0.061775
5/22/1997	6.988	0.06988	0.068153	4/25/2000	0.061777
5/21/1997	6.961	0.06961	0.068144	4/26/2000	0.061779
5/20/1997	6.904	0.06904	0.068135	4/27/2000	0.06178
5/19/1997	6.92	0.0692	0.068129	4/28/2000	0.061777
5/16/1997	6.9	0.069	0.068118	5/1/2000	0.061775
5/15/1997	6.869	0.06869	0.068108	5/2/2000	0.061775
5/14/1997	6.879	0.06879	0.068103	5/3/2000	0.06178
5/13/1997	6.923	0.06923	0.068098	5/4/2000	0.061784
5/12/1997	6.886	0.06886	0.06809	5/5/2000	0.061788
5/9/1997	6.891	0.06891	0.068084	5/8/2000	0.061794
5/8/1997	6.93	0.0693	0.068077	5/9/2000	0.061797
5/7/1997	6.962	0.06962	0.068072	5/10/2000	0.061799
5/6/1997	6.884	0.06884	0.068072	5/11/2000	0.061804
5/5/1997	6.876	0.06876	0.06808	5/12/2000	0.061806
5/2/1997	6.875	0.06875	0.068091	5/15/2000	0.061802
5/1/1997	6.916	0.06916	0.068098	5/16/2000	0.061795
4/30/1997	6.957	0.06957	0.068102	5/17/2000	0.061794
4/29/1997	6.985	0.06985	0.068107	5/18/2000	0.061792
4/28/1997	7.114	0.07114	0.068106	5/19/2000	0.061797
4/25/1997	7.142	0.07142	0.068101	5/22/2000	0.061802
4/24/1997	7.133	0.07133	0.068092	5/23/2000	0.061809
4/23/1997	7.092	0.07092	0.068082	5/24/2000	0.061819
4/22/1997	7.039	0.07039	0.068079	5/25/2000	0.061823
4/21/1997	7.092	0.07092	0.068079	5/26/2000	0.061827
4/18/1997	7.053	0.07053	0.068078	5/29/2000	0.06183
4/17/1997	7.069	0.07069	0.068077	5/30/2000	0.061838
4/16/1997	7.1	0.071	0.068076	5/31/2000	0.061846
4/15/1997	7.093	0.07093	0.068075	6/1/2000	0.061848

4/14/1997	7.169	0.07169	0.068077	6/2/2000	0.061847
4/11/1997	7.166	0.07166	0.068077	6/5/2000	0.061839
4/10/1997	7.109	0.07109	0.068079	6/6/2000	0.061832
4/9/1997	7.102	0.07102	0.06807	6/7/2000	0.061823
4/8/1997	7.1	0.071	0.068062	6/8/2000	0.061811
4/7/1997	7.072	0.07072	0.068054	6/9/2000	0.061805
4/4/1997	7.124	0.07124	0.068045	6/12/2000	0.061797
4/3/1997	7.07	0.0707	0.068033	6/13/2000	0.061791
4/2/1997	7.077	0.07077	0.068029	6/14/2000	0.061783
4/1/1997	7.076	0.07076	0.068027	6/15/2000	0.061774
3/31/1997	7.096	0.07096	0.068026	6/16/2000	0.061766
3/28/1997	7.088	0.07088	0.068025	6/19/2000	0.061758
3/27/1997	7.09	0.0709	0.068026	6/20/2000	0.061747
3/26/1997	6.979	0.06979	0.068027	6/21/2000	0.06174
3/25/1997	6.968	0.06968	0.068033	6/22/2000	0.061734
3/24/1997	6.925	0.06925	0.06804	6/23/2000	0.061733
3/21/1997	6.968	0.06968	0.068047	6/26/2000	0.061729
3/20/1997	6.956	0.06956	0.068053	6/27/2000	0.061721
3/19/1997	6.988	0.06988	0.068062	6/28/2000	0.061714
3/18/1997	6.959	0.06959	0.068072	6/29/2000	0.061709
3/17/1997	6.957	0.06957	0.06808	6/30/2000	0.061705
3/14/1997	6.941	0.06941	0.068089	7/3/2000	0.061698
3/13/1997	6.959	0.06959	0.068093	7/5/2000	0.061686
3/12/1997	6.885	0.06885	0.06809	7/6/2000	0.061675
3/11/1997	6.852	0.06852	0.068093	7/7/2000	0.061666
3/10/1997	6.814	0.06814	0.068101	7/10/2000	0.061654
3/7/1997	6.814	0.06814	0.06811	7/11/2000	0.061644
3/6/1997	6.885	0.06885	0.068119	7/12/2000	0.061629
3/5/1997	6.828	0.06828	0.068121	7/13/2000	0.06161
3/4/1997	6.869	0.06869	0.068127	7/14/2000	0.061595
3/3/1997	6.832	0.06832	0.068126	7/17/2000	0.061581
2/28/1997	6.803	0.06803	0.068127	7/18/2000	0.061567
2/27/1997	6.805	0.06805	0.068128	7/19/2000	0.061551
2/26/1997	6.778	0.06778	0.068131	7/20/2000	0.061528
2/25/1997	6.658	0.06658	0.068133	7/21/2000	0.061501
2/24/1997	6.655	0.06655	0.068142	7/24/2000	0.061479
2/21/1997	6.643	0.06643	0.068151	7/25/2000	0.061453
2/20/1997	6.656	0.06656	0.068161	7/26/2000	0.061426
2/19/1997	6.582	0.06582	0.068174	7/27/2000	0.061398
2/18/1997	6.546	0.06546	0.068187	7/28/2000	0.061369
2/17/1997	6.53	0.0653	0.068202	7/31/2000	0.061341
2/14/1997	6.525	0.06525	0.06822	8/1/2000	0.06131
2/13/1997	6.625	0.06625	0.06824	8/2/2000	0.061278
2/12/1997	6.708	0.06708	0.06826	8/3/2000	0.061249
2/11/1997	6.705	0.06705	0.068273	8/4/2000	0.061221
2/10/1997	6.703	0.06703	0.068291	8/7/2000	0.061201
2/7/1997	6.704	0.06704	0.068309	8/8/2000	0.061178
2/6/1997	6.757	0.06757	0.06833	8/9/2000	0.061158
2/5/1997	6.755	0.06755	0.068345	8/10/2000	0.061135
2/4/1997	6.705	0.06705	0.068352	8/11/2000	0.061115
2/3/1997	6.739	0.06739	0.068363	8/14/2000	0.061097
1/31/1997	6.789	0.06789	0.068367	8/15/2000	0.06108
1/30/1997	6.872	0.06872	0.068367	8/16/2000	0.061063
1/29/1997	6.909	0.06909	0.068364	8/17/2000	0.061045
1/28/1997	6.922	0.06922	0.068359	8/18/2000	0.061025

1/27/1997	6.942	0.06942	0.068352	8/21/2000	0.061008
1/24/1997	6.89	0.0689	0.068342	8/22/2000	0.060993
1/23/1997	6.86	0.0686	0.068337	8/23/2000	0.060973
1/22/1997	6.834	0.06834	0.068336	8/24/2000	0.060949
1/21/1997	6.784	0.06784	0.068334	8/25/2000	0.060924
1/20/1997	6.828	0.06828	0.068335	8/28/2000	0.060902
1/17/1997	6.822	0.06822	0.068333	8/29/2000	0.06088
1/16/1997	6.825	0.06825	0.068332	8/30/2000	0.060857
1/15/1997	6.793	0.06793	0.068337	8/31/2000	0.06083
1/14/1997	6.772	0.06772	0.068345	9/1/2000	0.060802
1/13/1997	6.853	0.06853	0.068348	9/4/2000	0.060774
1/10/1997	6.845	0.06845	0.068349	9/5/2000	0.060742
1/9/1997	6.759	0.06759	0.068348	9/6/2000	0.060713
1/8/1997	6.845	0.06845	0.068343	9/7/2000	0.060684
1/7/1997	6.789	0.06789	0.068332	9/8/2000	0.060653
1/6/1997	6.773	0.06773	0.068323	9/11/2000	0.060626
1/3/1997	6.732	0.06732	0.068316	9/12/2000	0.060602
1/2/1997	6.739	0.06739	0.068312	9/13/2000	0.060579
1/1/1997	6.641	0.06641	0.068312	9/14/2000	0.060558
12/31/1996	6.642	0.06642	0.068313	9/15/2000	0.060542
12/30/1996	6.54	0.0654	0.06831	9/18/2000	0.060531
12/27/1996	6.562	0.06562	0.068312	9/19/2000	0.060517
12/26/1996	6.584	0.06584	0.068317	9/20/2000	0.060499
12/25/1996	6.583	0.06583	0.068319	9/21/2000	0.060478
12/24/1996	6.585	0.06585	0.068321	9/22/2000	0.060454
12/23/1996	6.581	0.06581	0.068328	9/25/2000	0.06043
12/20/1996	6.606	0.06606	0.068334	9/26/2000	0.060401
12/19/1996	6.582	0.06582	0.068341	9/27/2000	0.060373
12/18/1996	6.703	0.06703	0.068346	9/28/2000	0.060344
12/17/1996	6.655	0.06655	0.068345	9/29/2000	0.060314
12/16/1996	6.625	0.06625	0.068345	10/2/2000	0.060286
12/13/1996	6.572	0.06572	0.068346	10/3/2000	0.060259
12/12/1996	6.625	0.06625	0.068353	10/4/2000	0.060233
12/11/1996	6.63	0.0663	0.068345	10/5/2000	0.060205
12/10/1996	6.496	0.06496	0.068336	10/6/2000	0.060176
12/9/1996	6.462	0.06462	0.06833	10/9/2000	0.060144
12/6/1996	6.511	0.06511	0.068324	#####	0.060104
12/5/1996	6.508	0.06508	0.068316	#####	0.060068
12/4/1996	6.394	0.06394	0.068314	#####	0.060027
12/3/1996	6.362	0.06362	0.068318	#####	0.05999
12/2/1996	6.36	0.0636	0.068324	#####	0.059953
11/29/1996	6.35	0.0635	0.068329	#####	0.059912
11/28/1996	6.435	0.06435	0.068332	#####	0.059867
11/27/1996	6.432	0.06432	0.068327	#####	0.059819
11/26/1996	6.445	0.06445	0.068324	#####	0.059772
11/25/1996	6.426	0.06426	0.068321	#####	0.059722
11/22/1996	6.436	0.06436	0.068312	#####	0.059672
11/21/1996	6.415	0.06415	0.068302	#####	0.059622
11/20/1996	6.409	0.06409	0.06829	#####	0.059573
11/19/1996	6.433	0.06433	0.068274	#####	0.059523
11/18/1996	6.466	0.06466	0.068254	#####	0.059476
11/15/1996	6.457	0.06457	0.068232	#####	0.059433
11/14/1996	6.419	0.06419	0.068214	11/1/2000	0.05939
11/13/1996	6.455	0.06455	0.068201	11/2/2000	0.059351
11/12/1996	6.443	0.06443	0.068186	11/3/2000	0.059318



11/11/1996	6.512	0.06512	0.06817	11/6/2000	0.05929
11/8/1996	6.506	0.06506	0.068152	11/7/2000	0.05926
11/7/1996	6.531	0.06531	0.068135	11/8/2000	0.059232
11/6/1996	6.615	0.06615	0.068112	11/9/2000	0.059211
11/5/1996	6.585	0.06585	0.068083	#####	0.059198
11/4/1996	6.66	0.0666	0.068055	#####	0.059176
11/1/1996	6.679	0.06679	0.068027	#####	0.05915
10/31/1996	6.642	0.06642	0.067995	#####	0.059127
10/30/1996	6.703	0.06703	0.067969	#####	0.059098
10/29/1996	6.678	0.06678	0.067935	#####	0.059066
10/28/1996	6.834	0.06834	0.067906	#####	0.05904
10/25/1996	6.815	0.06815	0.067867	#####	0.059015
10/24/1996	6.852	0.06852	0.067825	#####	0.058986
10/23/1996	6.826	0.06826	0.067781	#####	0.058956
10/22/1996	6.849	0.06849	0.06774	#####	0.058929
10/21/1996	6.808	0.06808	0.067701	#####	0.058905
10/18/1996	6.801	0.06801	0.067668	#####	0.058881
10/17/1996	6.793	0.06793	0.067635	#####	0.058859
10/16/1996	6.857	0.06857	0.067603	#####	0.058833
10/15/1996	6.84	0.0684	0.067569	12/1/2000	0.058808
10/14/1996	6.844	0.06844	0.067533	12/4/2000	0.058786
10/11/1996	6.845	0.06845	0.067493	12/5/2000	0.058756
10/10/1996	6.882	0.06882	0.067453	12/6/2000	0.058725
10/9/1996	6.829	0.06829	0.06741	12/7/2000	0.058693
10/8/1996	6.804	0.06804	0.067367	12/8/2000	0.058661
10/7/1996	6.788	0.06788	0.067324	#####	0.058632
10/4/1996	6.741	0.06741	0.067283	#####	0.058601
10/3/1996	6.833	0.06833	0.067243	#####	0.058568
10/2/1996	6.839	0.06839	0.0672	#####	0.058531
10/1/1996	6.874	0.06874	0.067159	#####	0.058495
9/30/1996	6.923	0.06923	0.067117	#####	0.058458
9/27/1996	6.908	0.06908	0.067074	#####	0.058423
9/26/1996	6.888	0.06888	0.067032	#####	0.058389
9/25/1996	6.925	0.06925	0.066992	#####	0.058355
9/24/1996	6.984	0.06984	0.066952	#####	0.058323
9/23/1996	7.025	0.07025	0.066908	#####	0.058293
9/20/1996	7.043	0.07043	0.066867	#####	0.058264
9/19/1996	7.043	0.07043	0.06682	#####	0.058238
9/18/1996	7.009	0.07009	0.066772	#####	0.058212
9/17/1996	7.024	0.07024	0.066726	#####	0.05819
9/16/1996	6.95	0.0695	0.066677	1/1/2001	0.058164
9/13/1996	6.948	0.06948	0.066632	1/2/2001	0.058132
9/12/1996	7.075	0.07075	0.066587	1/3/2001	0.058108
9/11/1996	7.107	0.07107	0.066537	1/4/2001	0.058081
9/10/1996	7.111	0.07111	0.066483	1/5/2001	0.058057
9/9/1996	7.069	0.07069	0.06643	1/8/2001	0.058038
9/6/1996	7.11	0.0711	0.066378	1/9/2001	0.058019
9/5/1996	7.152	0.07152	0.066327	1/10/2001	0.058005
9/4/1996	7.098	0.07098	0.066276	1/11/2001	0.057993
9/3/1996	7.053	0.07053	0.066231	1/12/2001	0.057985
9/2/1996	7.115	0.07115	0.06619	1/16/2001	0.057979
8/30/1996	7.118	0.07118	0.066145	1/17/2001	0.057972
8/29/1996	7.038	0.07038	0.066102	1/18/2001	0.057957
8/28/1996	6.977	0.06977	0.066064	1/19/2001	0.057944
8/27/1996	6.97	0.0697	0.066029	1/22/2001	0.057935



8/26/1996	6.997	0.06997	0.065994	1/23/2001	0.057928
8/23/1996	6.955	0.06955	0.065956	1/24/2001	0.057915
8/22/1996	6.841	0.06841	0.06592	1/25/2001	0.057899
8/21/1996	6.836	0.06836	0.065889	1/26/2001	0.057889
8/20/1996	6.796	0.06796	0.065862	1/29/2001	0.057881
8/19/1996	6.795	0.06795	0.065836	1/30/2001	0.05787
8/16/1996	6.768	0.06768	0.06581	1/31/2001	0.057851
8/15/1996	6.804	0.06804	0.065789	2/1/2001	0.057827
8/14/1996	6.788	0.06788	0.065763	2/2/2001	0.057805
8/13/1996	6.792	0.06792	0.065736	2/5/2001	0.057781
8/12/1996	6.693	0.06693	0.065712	2/6/2001	0.057758
8/9/1996	6.69	0.0669	0.065692	2/7/2001	0.057736
8/8/1996	6.785	0.06785	0.065671	2/8/2001	0.057712
8/7/1996	6.773	0.06773	0.065644	2/9/2001	0.057675
8/6/1996	6.76	0.0676	0.065621	2/12/2001	0.057638
8/5/1996	6.769	0.06769	0.065599	2/13/2001	0.0576
8/2/1996	6.743	0.06743	0.065578	2/14/2001	0.05756
8/1/1996	6.837	0.06837	0.065559	2/15/2001	0.057524
7/31/1996	6.97	0.0697	0.065537	2/16/2001	0.057489
7/30/1996	7.036	0.07036	0.065504	2/19/2001	0.057455
7/29/1996	7.095	0.07095	0.065469	2/20/2001	0.057418
7/26/1996	7.008	0.07008	0.065434	2/21/2001	0.057384
7/25/1996	7.01	0.0701	0.065401	2/22/2001	0.057355
7/24/1996	7.043	0.07043	0.065366	2/23/2001	0.05732
7/23/1996	6.975	0.06975	0.06533	2/26/2001	0.05728
7/22/1996	7.008	0.07008	0.065296	2/27/2001	0.057237
7/19/1996	6.974	0.06974	0.065261	2/28/2001	0.057194
7/18/1996	6.931	0.06931	0.065227	3/1/2001	0.05715
7/17/1996	7.03	0.0703	0.0652	3/2/2001	0.057109
7/16/1996	7.03	0.0703	0.06517	3/5/2001	0.057072
7/15/1996	7.073	0.07073	0.065141	3/6/2001	0.057038
7/12/1996	7.03	0.0703	0.065108	3/7/2001	0.057001
7/11/1996	7.058	0.07058	0.065077	3/8/2001	0.056961
7/10/1996	7.077	0.07077	0.065045	3/9/2001	0.056927
7/9/1996	7.13	0.0713	0.065013	3/12/2001	0.056895
7/8/1996	7.181	0.07181	0.064979	3/13/2001	0.056864
7/5/1996	7.192	0.07192	0.064944	3/14/2001	0.056831
7/4/1996	6.933	0.06933	0.06491	3/15/2001	0.056799
7/3/1996	6.936	0.06936	0.064892	3/16/2001	0.056768
7/2/1996	6.939	0.06939	0.064874	3/19/2001	0.056738
7/1/1996	6.911	0.06911	0.064856	3/20/2001	0.056706
6/28/1996	6.871	0.06871	0.06484	3/21/2001	0.056677
6/27/1996	6.992	0.06992	0.064825	3/22/2001	0.056643
6/26/1996	7.041	0.07041	0.064803	3/23/2001	0.056613
6/25/1996	7.046	0.07046	0.064775	3/26/2001	0.056585
6/24/1996	7.088	0.07088	0.064747	3/27/2001	0.056565
6/21/1996	7.096	0.07096	0.064719	3/28/2001	0.056543
6/20/1996	7.109	0.07109	0.064688	3/29/2001	0.056523
6/19/1996	7.108	0.07108	0.064656	3/30/2001	0.056497
6/18/1996	7.103	0.07103	0.064627	4/2/2001	0.056473
6/17/1996	7.071	0.07071	0.064596	4/3/2001	0.056445
6/14/1996	7.089	0.07089	0.064572	4/4/2001	0.056419
6/13/1996	7.129	0.07129	0.064547	4/5/2001	0.056399
6/12/1996	7.192	0.07192	0.064521	4/6/2001	0.056375
6/11/1996	7.123	0.07123	0.064491	4/9/2001	0.056357

6/10/1996	7.127	0.07127	0.064463	4/10/2001	0.056343
6/7/1996	7.031	0.07031	0.064437	4/11/2001	0.056331
6/6/1996	6.896	0.06896	0.064416	4/12/2001	0.056318
6/5/1996	6.948	0.06948	0.064404	4/13/2001	0.056303
6/4/1996	7.001	0.07001	0.064391	4/16/2001	0.056294
6/3/1996	7.008	0.07008	0.064377	4/17/2001	0.056283
5/31/1996	6.989	0.06989	0.064362	4/18/2001	0.056272
5/30/1996	6.932	0.06932	0.064347	4/19/2001	0.056267
5/29/1996	6.941	0.06941	0.064342	4/20/2001	0.056266
5/28/1996	6.855	0.06855	0.06434	4/23/2001	0.056258
5/27/1996	6.836	0.06836	0.064341	4/24/2001	0.05625
5/24/1996	6.834	0.06834	0.064343	4/25/2001	0.056243
5/23/1996	6.859	0.06859	0.064346	4/26/2001	0.056233
5/22/1996	6.815	0.06815	0.064348	4/27/2001	0.056233
5/21/1996	6.85	0.0685	0.064352	4/30/2001	0.056233
5/20/1996	6.837	0.06837	0.064354	5/1/2001	0.056229
5/17/1996	6.833	0.06833	0.06436	5/2/2001	0.056224
5/16/1996	6.913	0.06913	0.064368	5/3/2001	0.056216
5/15/1996	6.845	0.06845	0.06437	5/4/2001	0.056211
5/14/1996	6.845	0.06845	0.064373	5/7/2001	0.056205
5/13/1996	6.897	0.06897	0.064375	5/8/2001	0.056203
5/10/1996	6.928	0.06928	0.064375	5/9/2001	0.0562
5/9/1996	7.017	0.07017	0.064374	5/10/2001	0.0562
5/8/1996	6.96	0.0696	0.06437	5/11/2001	0.056206
5/7/1996	7.078	0.07078	0.064365	5/14/2001	0.056213
5/6/1996	7.059	0.07059	0.064356	5/15/2001	0.05622
5/3/1996	7.117	0.07117	0.064345	5/16/2001	0.056227
5/2/1996	7.059	0.07059	0.064334	5/17/2001	0.056228
5/1/1996	6.91	0.0691	0.064324	5/18/2001	0.056233
4/30/1996	6.906	0.06906	0.064322	5/21/2001	0.056234
4/29/1996	6.836	0.06836	0.064318	5/22/2001	0.056239
4/26/1996	6.789	0.06789	0.06432	5/23/2001	0.056243
4/25/1996	6.795	0.06795	0.064329	5/24/2001	0.056248
4/24/1996	6.822	0.06822	0.064332	5/25/2001	0.056256
4/23/1996	6.779	0.06779	0.064334	5/28/2001	0.056264
4/22/1996	6.75	0.0675	0.064333	5/29/2001	0.056271
4/19/1996	6.786	0.06786	0.064329	5/30/2001	0.056278
4/18/1996	6.829	0.06829	0.06432	5/31/2001	0.056282
4/17/1996	6.806	0.06806	0.064306	6/1/2001	0.056284
4/16/1996	6.792	0.06792	0.064293	6/4/2001	0.056285
4/15/1996	6.79	0.0679	0.064283	6/5/2001	0.056282
4/12/1996	6.802	0.06802	0.064269	6/6/2001	0.056277
4/11/1996	6.935	0.06935	0.064255	6/7/2001	0.056277
4/10/1996	6.947	0.06947	0.064234	6/8/2001	0.05628
4/9/1996	6.832	0.06832	0.064217	6/11/2001	0.056281
4/8/1996	6.87	0.0687	0.064207	6/12/2001	0.056281
4/5/1996	6.824	0.06824	0.064195	6/13/2001	0.05628
4/4/1996	6.67	0.0667	0.064185	6/14/2001	0.056277
4/3/1996	6.625	0.06625	0.064183	6/15/2001	0.056275
4/2/1996	6.597	0.06597	0.064177	6/18/2001	0.056275
4/1/1996	6.631	0.06631	0.064175	6/19/2001	0.056274
3/29/1996	6.667	0.06667	0.064171	6/20/2001	0.056269
3/28/1996	6.723	0.06723	0.064163	6/21/2001	0.056264
3/27/1996	6.679	0.06679	0.06415	6/22/2001	0.056252
3/26/1996	6.579	0.06579	0.064143	6/25/2001	0.056236

3/25/1996	6.58	0.0658	0.064144	6/26/2001	0.056221
3/22/1996	6.655	0.06655	0.064143	6/27/2001	0.056207
3/21/1996	6.62	0.0662	0.064141	6/28/2001	0.056192
3/20/1996	6.634	0.06634	0.06414	6/29/2001	0.056185
3/19/1996	6.715	0.06715	0.064137	7/2/2001	0.056174
3/18/1996	6.705	0.06705	0.064129	7/3/2001	0.056165
3/15/1996	6.739	0.06739	0.064129	7/4/2001	0.056159
3/14/1996	6.689	0.06689	0.064128	7/5/2001	0.056151
3/13/1996	6.68	0.0668	0.064124	7/6/2001	0.056143
3/12/1996	6.665	0.06665	0.064117	7/9/2001	0.056134
3/11/1996	6.636	0.06636	0.06411	7/10/2001	0.056121
3/8/1996	6.711	0.06711	0.064104	7/11/2001	0.056108
3/7/1996	6.459	0.06459	0.064094	7/12/2001	0.056094
3/6/1996	6.453	0.06453	0.064102	7/13/2001	0.05608
3/5/1996	6.382	0.06382	0.064112	7/16/2001	0.056067
3/4/1996	6.333	0.06333	0.064126	7/17/2001	0.056055
3/1/1996	6.367	0.06367	0.064147	7/18/2001	0.056041
2/29/1996	6.469	0.06469	0.064166	7/19/2001	0.056026
2/28/1996	6.473	0.06473	0.064179	7/20/2001	0.056013
2/27/1996	6.476	0.06476	0.064192	7/23/2001	0.055999
2/26/1996	6.454	0.06454	0.064211	7/24/2001	0.055985
2/23/1996	6.405	0.06405	0.064235	7/25/2001	0.055976
2/22/1996	6.343	0.06343	0.06426	7/26/2001	0.055966
2/21/1996	6.371	0.06371	0.064288	7/27/2001	0.055956
2/20/1996	6.395	0.06395	0.064312	7/30/2001	0.055945
2/19/1996	6.239	0.06239	0.064336	7/31/2001	0.055937
2/16/1996	6.243	0.06243	0.064371	8/1/2001	0.055929
2/15/1996	6.167	0.06167	0.064408	8/2/2001	0.05592
2/14/1996	6.089	0.06089	0.06445	8/3/2001	0.055913
2/13/1996	6.03	0.0603	0.064495	8/6/2001	0.055905
2/12/1996	6.034	0.06034	0.064541	8/7/2001	0.055897
2/9/1996	6.098	0.06098	0.06459	8/8/2001	0.055883
2/8/1996	6.147	0.06147	0.064636	8/9/2001	0.055871
2/7/1996	6.155	0.06155	0.064687	8/10/2001	0.055857
2/6/1996	6.13	0.0613	0.064741	8/13/2001	0.055839
2/5/1996	6.158	0.06158	0.0648	8/14/2001	0.055821
2/2/1996	6.163	0.06163	0.06486	8/15/2001	0.055802
2/1/1996	6.07	0.0607	0.064918	8/16/2001	0.055782
1/31/1996	6.028	0.06028	0.064982	8/17/2001	0.05576
1/30/1996	6.036	0.06036	0.065046	8/20/2001	0.055739
1/29/1996	6.093	0.06093	0.065111	8/21/2001	0.055718
1/26/1996	6.044	0.06044	0.065172	8/22/2001	0.055699
1/25/1996	6.113	0.06113	0.065236	8/23/2001	0.055682
1/24/1996	6.036	0.06036	0.065298	8/24/2001	0.055667
1/23/1996	6.093	0.06093	0.065364	8/27/2001	0.055651
1/22/1996	6.043	0.06043	0.065429	8/28/2001	0.055634
1/19/1996	5.973	0.05973	0.065495	8/29/2001	0.055616
1/18/1996	5.985	0.05985	0.065563	8/30/2001	0.055602
1/17/1996	6.01	0.0601	0.06563	8/31/2001	0.055587
1/16/1996	6.057	0.06057	0.065698	9/3/2001	0.055572
1/15/1996	6.148	0.06148	0.065763	9/4/2001	0.055561
1/12/1996	6.147	0.06147	0.065825	9/5/2001	0.055551
1/11/1996	6.149	0.06149	0.065888	9/6/2001	0.05554
1/10/1996	6.182	0.06182	0.065948	9/7/2001	0.055528
1/9/1996	6.112	0.06112	0.066007	9/10/2001	0.055518

1/8/1996	6.043	0.06043	0.06607	9/11/2001	0.055504
1/5/1996	6.044	0.06044	0.066137	9/13/2001	0.055494
1/4/1996	6.032	0.06032	0.066207	9/14/2001	0.055486
1/3/1996	5.957	0.05957	0.066276	9/17/2001	0.055481
1/2/1996	5.962	0.05962	0.066347	9/18/2001	0.055483
1/1/1996	5.95	0.0595	0.066418	9/19/2001	0.055484
12/29/1995	5.948	0.05948	0.066487	9/20/2001	0.055488
12/28/1995	5.984	0.05984	0.066557	9/21/2001	0.055494
12/27/1995	6.009	0.06009	0.06663	9/24/2001	0.055501
12/26/1995	6.039	0.06039	0.066702	9/25/2001	0.055509
12/25/1995	6.066	0.06066	0.066772	9/26/2001	0.055512
12/22/1995	6.063	0.06063	0.066839	9/27/2001	0.05551
12/21/1995	6.088	0.06088	0.066904	9/28/2001	0.055511
12/20/1995	6.123	0.06123	0.066968	10/1/2001	0.055509
12/19/1995	6.114	0.06114	0.06703	10/2/2001	0.055505
12/18/1995	6.2	0.062	0.067093	10/3/2001	0.0555
12/15/1995	6.097	0.06097	0.067155	10/4/2001	0.055494
12/14/1995	6.086	0.06086	0.067223	10/5/2001	0.055486
12/13/1995	6.082	0.06082	0.067295	10/8/2001	0.05548
12/12/1995	6.051	0.06051	0.067368	10/9/2001	0.055476
12/11/1995	6.046	0.06046	0.067446	#####	0.055471
12/8/1995	6.053	0.06053	0.067523	#####	0.055474
12/7/1995	6.077	0.06077	0.067598	#####	0.05547
12/6/1995	6.032	0.06032	0.067668	#####	0.055467
12/5/1995	6.05	0.0605	0.067739	#####	0.055464
12/4/1995	6.026	0.06026	0.067809	#####	0.055457
12/1/1995	6.086	0.06086	0.067881	#####	0.055452
11/30/1995	6.131	0.06131	0.067953	#####	0.055445
11/29/1995	6.197	0.06197	0.068024	#####	0.055437
11/28/1995	6.228	0.06228	0.068091	#####	0.055426
11/27/1995	6.222	0.06222	0.06816	#####	0.055413
11/24/1995	6.249	0.06249	0.068228	#####	0.055401
11/23/1995	6.278	0.06278	0.068295	#####	0.055391
11/22/1995	6.281	0.06281	0.06836	#####	0.055377
11/21/1995	6.266	0.06266	0.068424	#####	0.055357
11/20/1995	6.246	0.06246	0.068491	#####	0.055318
11/17/1995	6.232	0.06232	0.068562	11/1/2001	0.055275
11/16/1995	6.223	0.06223	0.068634	11/2/2001	0.055243
11/15/1995	6.291	0.06291	0.068707	11/5/2001	0.055204
11/14/1995	6.285	0.06285	0.068774	11/6/2001	0.055162
11/13/1995	6.277	0.06277	0.068842	11/7/2001	0.055122
11/10/1995	6.337	0.06337	0.06891	11/8/2001	0.05509
11/9/1995	6.283	0.06283	0.068975	11/9/2001	0.055061
11/8/1995	6.254	0.06254	0.069048	#####	0.055029
11/7/1995	6.308	0.06308	0.069122	#####	0.055001
11/6/1995	6.293	0.06293	0.069192	#####	0.054977
11/3/1995	6.283	0.06283	0.069265	#####	0.05496
11/2/1995	6.244	0.06244	0.069337	#####	0.054947
11/1/1995	6.297	0.06297	0.069417	#####	0.05494
10/31/1995	6.328	0.06328	0.069496	#####	0.054935
10/30/1995	6.353	0.06353	0.069576	#####	0.054932
10/27/1995	6.355	0.06355	0.069653	#####	0.054927
10/26/1995	6.392	0.06392	0.06973	#####	0.054921
10/25/1995	6.324	0.06324	0.069802	#####	0.054917
10/24/1995	6.326	0.06326	0.069874	#####	0.054911

10/23/1995	6.393	0.06393	0.069946	#####	0.054905
10/20/1995	6.361	0.06361	0.070016	#####	0.054893
10/19/1995	6.306	0.06306	0.070088	#####	0.054881
10/18/1995	6.33	0.0633	0.070167	12/3/2001	0.054869
10/17/1995	6.284	0.06284	0.070242	12/4/2001	0.054858
10/16/1995	6.304	0.06304	0.070321	12/5/2001	0.054858
10/13/1995	6.304	0.06304	0.0704	12/6/2001	0.054865
10/12/1995	6.386	0.06386	0.070478	12/7/2001	0.05488
10/11/1995	6.433	0.06433	0.070553	#####	0.05489
10/10/1995	6.441	0.06441	0.070624	#####	0.054898
10/9/1995	6.419	0.06419	0.070698	#####	0.054903
10/6/1995	6.42	0.0642	0.070771	#####	0.054912
10/5/1995	6.417	0.06417	0.070844	#####	0.054927
10/4/1995	6.431	0.06431	0.070915	#####	0.054939
10/3/1995	6.455	0.06455	0.070985	#####	0.05495
10/2/1995	6.476	0.06476	0.07105	#####	0.054956
9/29/1995	6.501	0.06501	0.071117	#####	0.054963
9/28/1995	6.586	0.06586	0.071184	#####	0.054972
9/27/1995	6.577	0.06577	0.071247	#####	0.054983
9/26/1995	6.575	0.06575	0.07131	#####	0.054993
9/25/1995	6.58	0.0658	0.071374	#####	0.055007
9/22/1995	6.584	0.06584	0.071437	#####	0.055016
9/21/1995	6.556	0.06556	0.0715	#####	0.055029
9/20/1995	6.469	0.06469	0.071566	#####	0.055037
9/19/1995	6.485	0.06485	0.071636	1/1/2002	0.055042
9/18/1995	6.53	0.0653	0.071704	1/2/2002	0.055047
9/15/1995	6.479	0.06479	0.071774	1/3/2002	0.055051
9/14/1995	6.467	0.06467	0.071843	1/4/2002	0.055053
9/13/1995	6.521	0.06521	0.071913	1/7/2002	0.055055
9/12/1995	6.501	0.06501	0.071981	1/8/2002	0.055057
9/11/1995	6.588	0.06588	0.072049	1/9/2002	0.055059
9/8/1995	6.587	0.06587	0.072115	1/10/2002	0.055056
9/7/1995	6.599	0.06599	0.072181	1/11/2002	0.055048
9/6/1995	6.593	0.06593	0.072252	1/14/2002	0.055044
9/5/1995	6.566	0.06566	0.072323	1/15/2002	0.055035
9/4/1995	6.61	0.0661	0.072396	1/16/2002	0.055021
9/1/1995	6.616	0.06616	0.072465	1/17/2002	0.05501
8/31/1995	6.647	0.06647	0.07253	1/18/2002	0.054998
8/30/1995	6.698	0.06698	0.072596	1/21/2002	0.054985
8/29/1995	6.714	0.06714	0.072658	1/22/2002	0.05497
8/28/1995	6.702	0.06702	0.072725	1/23/2002	0.054961
8/25/1995	6.704	0.06704	0.072796	1/24/2002	0.05495
8/24/1995	6.814	0.06814	0.072867	1/25/2002	0.054934
8/23/1995	6.908	0.06908	0.072933	1/28/2002	0.054917
8/22/1995	6.885	0.06885	0.072992	1/29/2002	0.054901
8/21/1995	6.871	0.06871	0.07305	1/30/2002	0.054885
8/18/1995	6.897	0.06897	0.073111	1/31/2002	0.054868
8/17/1995	6.899	0.06899	0.073173	2/1/2002	0.054852
8/16/1995	6.886	0.06886	0.073236	2/4/2002	0.054829
8/15/1995	6.894	0.06894	0.073297	2/5/2002	0.054807
8/14/1995	6.954	0.06954	0.073358	2/6/2002	0.054789
8/11/1995	6.99	0.0699	0.073419	2/7/2002	0.054774
8/10/1995	6.953	0.06953	0.073477	2/8/2002	0.054761
8/9/1995	6.919	0.06919	0.073535	2/11/2002	0.054747
8/8/1995	6.886	0.06886	0.073593	2/12/2002	0.054736



8/7/1995	6.89	0.0689	0.073652	2/13/2002	0.054722
8/4/1995	6.908	0.06908	0.073706	2/14/2002	0.054709
8/3/1995	6.931	0.06931	0.073759	2/15/2002	0.05469
8/2/1995	6.859	0.06859	0.073814	2/18/2002	0.054665
8/1/1995	6.898	0.06898	0.073875	2/19/2002	0.054643
7/31/1995	6.846	0.06846	0.073932	2/20/2002	0.054617
7/28/1995	6.9	0.069	0.073992	2/21/2002	0.054592
7/27/1995	6.844	0.06844	0.074046	2/22/2002	0.054571
7/26/1995	6.881	0.06881	0.074104	2/25/2002	0.054551
7/25/1995	6.822	0.06822	0.074154	2/26/2002	0.054536
7/24/1995	6.879	0.06879	0.074206	2/27/2002	0.054515
7/21/1995	6.962	0.06962	0.074254	2/28/2002	0.054496
7/20/1995	6.863	0.06863	0.074297	3/1/2002	0.054479
7/19/1995	6.861	0.06861	0.074346	3/4/2002	0.054462
7/18/1995	6.758	0.06758	0.074398	3/5/2002	0.054443
7/17/1995	6.676	0.06676	0.074453	3/6/2002	0.054428
7/14/1995	6.604	0.06604	0.074515	3/7/2002	0.054419
7/13/1995	6.555	0.06555	0.07458	3/8/2002	0.054417
7/12/1995	6.543	0.06543	0.07465	3/11/2002	0.054417
7/11/1995	6.581	0.06581	0.07472	3/12/2002	0.054419
7/10/1995	6.519	0.06519	0.074785	3/13/2002	0.054424
7/7/1995	6.524	0.06524	0.074852	3/14/2002	0.054433
7/6/1995	6.507	0.06507	0.074916	3/15/2002	0.054435
7/5/1995	6.603	0.06603	0.074983	3/18/2002	0.054434
7/4/1995	6.634	0.06634	0.075044	3/19/2002	0.054437
7/3/1995	6.632	0.06632	0.075104	3/20/2002	0.054445
6/30/1995	6.617	0.06617	0.075163	3/21/2002	0.054452
6/29/1995	6.642	0.06642	0.075221	3/22/2002	0.05446
6/28/1995	6.509	0.06509	0.075278	3/25/2002	0.054467
6/27/1995	6.55	0.0655	0.075343	3/26/2002	0.054469
6/26/1995	6.549	0.06549	0.075404	3/27/2002	0.054473
6/23/1995	6.5	0.065	0.075465	3/28/2002	0.054479
6/22/1995	6.468	0.06468	0.075529	3/29/2002	0.054488
6/21/1995	6.548	0.06548	0.075587	4/1/2002	0.054501
6/20/1995	6.584	0.06584	0.075643	4/2/2002	0.054509
6/19/1995	6.571	0.06571	0.075698	4/3/2002	0.054513
6/16/1995	6.615	0.06615	0.075755	4/4/2002	0.054517
6/15/1995	6.604	0.06604	0.075809	4/5/2002	0.054517
6/14/1995	6.572	0.06572	0.075857	4/8/2002	0.054515
6/13/1995	6.549	0.06549	0.075907	4/9/2002	0.054514
6/12/1995	6.703	0.06703	0.075957	4/10/2002	0.054513
6/9/1995	6.726	0.06726	0.075996	4/11/2002	0.05451
6/8/1995	6.608	0.06608	0.076034	4/12/2002	0.054506
6/7/1995	6.548	0.06548	0.076077	4/15/2002	0.0545
6/6/1995	6.506	0.06506	0.076122	4/16/2002	0.054499
6/5/1995	6.516	0.06516	0.07617	4/17/2002	0.054502
6/2/1995	6.529	0.06529	0.076219	4/18/2002	0.054502
6/1/1995	6.62	0.0662	0.076266	4/19/2002	0.054504
5/31/1995	6.649	0.06649	0.076312	4/22/2002	0.054507
5/30/1995	6.66	0.0666	0.076353	4/23/2002	0.054511
5/29/1995	6.752	0.06752	0.076396	4/24/2002	0.054512
5/26/1995	6.748	0.06748	0.076437	4/25/2002	0.054517
5/25/1995	6.718	0.06718	0.076474	4/26/2002	0.05452
5/24/1995	6.744	0.06744	0.076512	4/29/2002	0.054524
5/23/1995	6.862	0.06862	0.076545	4/30/2002	0.054527



5/22/1995	6.916	0.06916	0.07657	5/1/2002	0.054529
5/19/1995	6.917	0.06917	0.0766	5/2/2002	0.054529
5/18/1995	6.894	0.06894	0.076628	5/3/2002	0.054527
5/17/1995	6.864	0.06864	0.076665	5/6/2002	0.054527
5/16/1995	6.861	0.06861	0.076701	5/7/2002	0.054528
5/15/1995	6.944	0.06944	0.076736	5/8/2002	0.054535
5/12/1995	6.989	0.06989	0.076766	5/9/2002	0.05454
5/11/1995	6.993	0.06993	0.076794	5/10/2002	0.054541
5/10/1995	6.996	0.06996	0.076815	5/13/2002	0.054546
5/9/1995	6.943	0.06943	0.076834	5/14/2002	0.054554
5/8/1995	7.029	0.07029	0.076857	5/15/2002	0.05456
5/5/1995	7.018	0.07018	0.076875	5/16/2002	0.054569
5/4/1995	7.163	0.07163	0.076894	5/17/2002	0.05458
5/3/1995	7.242	0.07242	0.076913	5/20/2002	0.05459
5/2/1995	7.311	0.07311	0.076932	5/21/2002	0.054597
5/1/1995	7.344	0.07344	0.076944	5/22/2002	0.054604
4/28/1995	7.336	0.07336	0.076953	5/23/2002	0.054612
4/27/1995	7.336	0.07336	0.076964	5/24/2002	0.054621
4/26/1995	7.319	0.07319	0.076974	5/27/2002	0.054633
4/25/1995	7.322	0.07322	0.076985	5/28/2002	0.054644
4/24/1995	7.312	0.07312	0.076993	5/29/2002	0.054653
4/21/1995	7.333	0.07333	0.077002	5/30/2002	0.054661
4/20/1995	7.345	0.07345	0.077013	5/31/2002	0.054671
4/19/1995	7.363	0.07363	0.077022	6/3/2002	0.054679
4/18/1995	7.386	0.07386	0.077038	6/4/2002	0.054687
4/17/1995	7.374	0.07374	0.077053	6/5/2002	0.054699
4/14/1995	7.335	0.07335	0.07707	6/6/2002	0.054712
4/13/1995	7.329	0.07329	0.077088	6/7/2002	0.054725
4/12/1995	7.353	0.07353	0.077102	6/10/2002	0.054737
4/11/1995	7.371	0.07371	0.077114	6/11/2002	0.054746
4/10/1995	7.392	0.07392	0.077125	6/12/2002	0.054749
4/7/1995	7.39	0.0739	0.077136	6/13/2002	0.05475
4/6/1995	7.347	0.07347	0.077147	6/14/2002	0.05475
4/5/1995	7.37	0.0737	0.07716	6/17/2002	0.054754
4/4/1995	7.378	0.07378	0.077167	6/18/2002	0.054755
4/3/1995	7.386	0.07386	0.077174	6/19/2002	0.054754
3/31/1995	7.431	0.07431	0.077178	6/20/2002	0.054756
3/30/1995	7.414	0.07414	0.077182	6/21/2002	0.054758
3/29/1995	7.375	0.07375	0.077181	6/24/2002	0.054759
3/28/1995	7.39	0.0739	0.077182	6/25/2002	0.054755
3/27/1995	7.32	0.0732	0.077188	6/26/2002	0.054749
3/24/1995	7.363	0.07363	0.077195	6/27/2002	0.054744
3/23/1995	7.444	0.07444	0.077199	6/28/2002	0.05474
3/22/1995	7.445	0.07445	0.077195	7/1/2002	0.054735
3/21/1995	7.445	0.07445	0.077192	7/2/2002	0.054728
3/20/1995	7.395	0.07395	0.077185	7/3/2002	0.054726
3/17/1995	7.367	0.07367	0.077183	7/4/2002	0.054726
3/16/1995	7.374	0.07374	0.077181	7/5/2002	0.054731
3/15/1995	7.359	0.07359	0.077176	7/8/2002	0.054737
3/14/1995	7.36	0.0736	0.077172	7/9/2002	0.054741
3/13/1995	7.451	0.07451	0.077167	7/10/2002	0.054743
3/10/1995	7.462	0.07462	0.077155	7/11/2002	0.054747
3/9/1995	7.51	0.0751	0.077146	7/12/2002	0.054748
3/8/1995	7.544	0.07544	0.077137	7/15/2002	0.054751
3/7/1995	7.626	0.07626	0.077129	7/16/2002	0.054755

3/6/1995	7.587	0.07587	0.077119	7/17/2002	0.054759
3/3/1995	7.541	0.07541	0.077109	7/18/2002	0.054759
3/2/1995	7.487	0.07487	0.077102	7/19/2002	0.054754
3/1/1995	7.448	0.07448	0.077096	7/22/2002	0.05475
2/28/1995	7.443	0.07443	0.07709	7/23/2002	0.054746
2/27/1995	7.468	0.07468	0.077088	7/24/2002	0.054748
2/24/1995	7.528	0.07528	0.077086	7/25/2002	0.054746
2/23/1995	7.549	0.07549	0.077075	7/26/2002	0.054744
2/22/1995	7.537	0.07537	0.077059	7/29/2002	0.054746
2/21/1995	7.611	0.07611	0.077046	7/30/2002	0.054746
2/20/1995	7.59	0.0759	0.077029	7/31/2002	0.054744
2/17/1995	7.586	0.07586	0.077022	8/1/2002	0.054744
2/16/1995	7.571	0.07571	0.077018	8/2/2002	0.054741
2/15/1995	7.556	0.07556	0.077017	8/5/2002	0.054736
2/14/1995	7.61	0.0761	0.07702	8/6/2002	0.054737
2/13/1995	7.667	0.07667	0.077014	8/7/2002	0.054754
2/10/1995	7.668	0.07668	0.077012	8/8/2002	0.054775
2/9/1995	7.682	0.07682	0.077006	8/9/2002	0.054783
2/8/1995	7.642	0.07642	0.076989	8/12/2002	0.054793
2/7/1995	7.641	0.07641	0.076973	8/13/2002	0.054799
2/6/1995	7.642	0.07642	0.076959	8/14/2002	0.054806
2/3/1995	7.626	0.07626	0.076943	8/15/2002	0.054812
2/2/1995	7.741	0.07741	0.076927	8/16/2002	0.054822
2/1/1995	7.746	0.07746	0.076903	8/19/2002	0.054831
1/31/1995	7.698	0.07698	0.076871	8/20/2002	0.054834
1/30/1995	7.753	0.07753	0.076841	8/21/2002	0.054833
1/27/1995	7.73	0.0773	0.076811	8/22/2002	0.054826
1/26/1995	7.843	0.07843	0.076786	8/23/2002	0.054814
1/25/1995	7.872	0.07872	0.076755	8/26/2002	0.054803
1/24/1995	7.925	0.07925	0.076727	8/27/2002	0.05479
1/23/1995	7.906	0.07906	0.076699	8/28/2002	0.054774
1/20/1995	7.891	0.07891	0.076674	8/29/2002	0.054754
1/19/1995	7.821	0.07821	0.076644	8/30/2002	0.054732
1/18/1995	7.773	0.07773	0.076617	9/2/2002	0.054709
1/17/1995	7.773	0.07773	0.076592	9/3/2002	0.054683
1/16/1995	7.792	0.07792	0.076564	9/4/2002	0.054656
1/13/1995	7.792	0.07792	0.076536	9/5/2002	0.054633
1/12/1995	7.881	0.07881	0.076509	9/6/2002	0.054612
1/11/1995	7.838	0.07838	0.076476	9/9/2002	0.054593
1/10/1995	7.869	0.07869	0.076447	9/10/2002	0.054575
1/9/1995	7.882	0.07882	0.076416	9/11/2002	0.054551
1/6/1995	7.86	0.0786	0.076392	9/12/2002	0.054519
1/5/1995	7.882	0.07882	0.076362	9/13/2002	0.054478
1/4/1995	7.851	0.07851	0.076323	9/16/2002	0.054438
1/3/1995	7.919	0.07919	0.076285	9/17/2002	0.054397
1/2/1995	7.879	0.07879	0.076242	9/18/2002	0.054361
12/30/1994	7.881	0.07881	0.076197	9/19/2002	0.05432
12/29/1994	7.838	0.07838	0.076154	9/20/2002	0.054278
12/28/1994	7.829	0.07829	0.07611	9/23/2002	0.054233
12/27/1994	7.76	0.0776	0.076063	9/24/2002	0.054189
12/26/1994	7.827	0.07827	0.076017	9/25/2002	0.054153
12/23/1994	7.827	0.07827	0.075974	9/26/2002	0.054119
12/22/1994	7.853	0.07853	0.075928	9/27/2002	0.05408
12/21/1994	7.841	0.07841	0.075877	9/30/2002	0.054039
12/20/1994	7.847	0.07847	0.075825	10/1/2002	0.054002

12/19/1994	7.841	0.07841	0.075777	10/2/2002	0.053961
12/16/1994	7.854	0.07854	0.075732	10/3/2002	0.053924
12/15/1994	7.868	0.07868	0.075685	10/4/2002	0.053883
12/14/1994	7.865	0.07865	0.075639	10/7/2002	0.053845
12/13/1994	7.854	0.07854	0.075587	10/8/2002	0.053807
12/12/1994	7.924	0.07924	0.075538	10/9/2002	0.053762
12/9/1994	7.858	0.07858	0.075482	#####	0.053721
12/8/1994	7.864	0.07864	0.075431	#####	0.053683
12/7/1994	7.892	0.07892	0.075379	#####	0.05365
12/6/1994	7.847	0.07847	0.075323	#####	0.053622
12/5/1994	7.927	0.07927	0.07527	#####	0.053597
12/2/1994	7.905	0.07905	0.075207	#####	0.053582
12/1/1994	8.019	0.08019	0.075147	#####	0.053566
11/30/1994	7.999	0.07999	0.075083	#####	0.053554
11/29/1994	8.034	0.08034	0.075015	#####	0.053545
11/28/1994	7.981	0.07981	0.074944	#####	0.053536
11/25/1994	7.931	0.07931	0.074878	#####	0.05352
11/24/1994	7.95	0.0795	0.074812	#####	0.053506
11/23/1994	7.953	0.07953	0.074742	#####	0.053494
11/22/1994	8.044	0.08044	0.074667	#####	0.053475
11/21/1994	8.127	0.08127	0.074587	#####	0.053453
11/18/1994	8.131	0.08131	0.074503	#####	0.05343
11/17/1994	8.125	0.08125	0.074417	11/1/2002	0.053409
11/16/1994	8.094	0.08094	0.074333	11/4/2002	0.053388
11/15/1994	8.047	0.08047	0.074249	11/5/2002	0.053373
11/14/1994	8.075	0.08075	0.074169	11/6/2002	0.053354
11/11/1994	8.149	0.08149	0.074084	11/7/2002	0.053327
11/10/1994	8.149	0.08149	0.073995	11/8/2002	0.053295
11/9/1994	8.11	0.0811	0.073903	#####	0.053267
11/8/1994	8.125	0.08125	0.073811	#####	0.05324
11/7/1994	8.164	0.08164	0.073721	#####	0.053211
11/4/1994	8.159	0.08159	0.073624	#####	0.053188
11/3/1994	8.098	0.08098	0.073527	#####	0.053165
11/2/1994	8.097	0.08097	0.073435	#####	0.053138
11/1/1994	8.061	0.08061	0.073346	#####	0.053107
10/31/1994	7.97	0.0797	0.07326	#####	0.053082
10/28/1994	7.958	0.07958	0.073176	#####	0.053062
10/27/1994	8.046	0.08046	0.073093	#####	0.053045
10/26/1994	8.067	0.08067	0.073003	#####	0.053028
10/25/1994	8.046	0.08046	0.072915	#####	0.053005
10/24/1994	8.046	0.08046	0.072826	#####	0.052991
10/21/1994	7.978	0.07978	0.072739	#####	0.052978
10/20/1994	7.991	0.07991	0.072655	#####	0.052963
10/19/1994	7.889	0.07889	0.072568	12/2/2002	0.052947
10/18/1994	7.869	0.07869	0.072483	12/3/2002	0.052927
10/17/1994	7.824	0.07824	0.072401	12/4/2002	0.052908
10/14/1994	7.828	0.07828	0.072322	12/5/2002	0.052887
10/13/1994	7.854	0.07854	0.072242	12/6/2002	0.052861
10/12/1994	7.896	0.07896	0.072166	12/9/2002	0.052832
10/11/1994	7.865	0.07865	0.072091	#####	0.052804
10/10/1994	7.902	0.07902	0.072016	#####	0.05277
10/7/1994	7.909	0.07909	0.071941	#####	0.052732
10/6/1994	7.953	0.07953	0.071863	#####	0.052694
10/5/1994	7.947	0.07947	0.071782	#####	0.052659
10/4/1994	7.883	0.07883	0.071698	#####	0.052623

10/3/1994	7.85	0.0785	0.071615	#####	0.052584
9/30/1994	7.817	0.07817	0.071534	#####	0.052537
9/29/1994	7.843	0.07843	0.071454	#####	0.052494
9/28/1994	7.814	0.07814	0.071373	#####	0.052452
9/27/1994	7.846	0.07846	0.071293	#####	0.052408
9/26/1994	7.798	0.07798	0.071216	#####	0.052361
9/23/1994	7.793	0.07793	0.071141	#####	0.052314
9/22/1994	7.778	0.07778	0.071066	#####	0.052262
9/21/1994	7.807	0.07807	0.070992	#####	0.05221
9/20/1994	7.775	0.07775	0.070916	#####	0.052161
9/19/1994	7.76	0.0776	0.070842	1/1/2003	0.052112
9/16/1994	7.772	0.07772	0.070766	1/2/2003	0.05207
9/15/1994	7.635	0.07635	0.070687	1/3/2003	0.052028
9/14/1994	7.674	0.07674	0.070613	1/6/2003	0.051985
9/13/1994	7.681	0.07681	0.070537	1/7/2003	0.051944
9/12/1994	7.711	0.07711	0.070462	1/8/2003	0.051906
9/9/1994	7.703	0.07703	0.070385	1/9/2003	0.051874
9/8/1994	7.564	0.07564	0.070312	1/10/2003	0.051843
9/7/1994	7.564	0.07564	0.070247	1/13/2003	0.051808
9/6/1994	7.545	0.07545	0.070182	1/14/2003	0.051775
9/5/1994	7.491	0.07491	0.07012	1/15/2003	0.051738
9/2/1994	7.49	0.0749	0.070056	1/16/2003	0.051703
9/1/1994	7.452	0.07452	0.069995	1/17/2003	0.051666
8/31/1994	7.451	0.07451	0.069938	1/20/2003	0.051632
8/30/1994	7.463	0.07463	0.06988	1/21/2003	0.051593
8/29/1994	7.493	0.07493	0.069822	1/22/2003	0.051549
8/26/1994	7.482	0.07482	0.069767	1/23/2003	0.051508
8/25/1994	7.535	0.07535	0.06971	1/24/2003	0.051467
8/24/1994	7.463	0.07463	0.069645	1/27/2003	0.051428
8/23/1994	7.537	0.07537	0.069581	1/28/2003	0.051388
8/22/1994	7.556	0.07556	0.069513	1/29/2003	0.051353
8/19/1994	7.485	0.07485	0.069443	1/30/2003	0.051315
8/18/1994	7.494	0.07494	0.069376	1/31/2003	0.051278
8/17/1994	7.395	0.07395	0.069311	2/3/2003	0.051238
8/16/1994	7.368	0.07368	0.069249	2/4/2003	0.051198
8/15/1994	7.506	0.07506	0.06919	2/5/2003	0.051163
8/12/1994	7.482	0.07482	0.069125	2/6/2003	0.051124
8/11/1994	7.645	0.07645	0.069061	2/7/2003	0.051087
8/10/1994	7.572	0.07572	0.068984	2/10/2003	0.051053
8/9/1994	7.569	0.07569	0.068909	2/11/2003	0.051019
8/8/1994	7.539	0.07539	0.068832	2/12/2003	0.050978
8/5/1994	7.546	0.07546	0.068753	2/13/2003	0.050937
8/4/1994	7.408	0.07408	0.068673	2/14/2003	0.050901
8/3/1994	7.384	0.07384	0.068603	2/17/2003	0.050861
8/2/1994	7.4	0.074	0.068533	2/18/2003	0.050817
8/1/1994	7.396	0.07396	0.068463	2/19/2003	0.050771
7/29/1994	7.396	0.07396	0.068392	2/20/2003	0.050728
7/28/1994	7.55	0.0755	0.068318	2/21/2003	0.050682
7/27/1994	7.61	0.0761	0.068232	2/24/2003	0.050638
7/26/1994	7.544	0.07544	0.068144	2/25/2003	0.050593
7/25/1994	7.524	0.07524	0.068059	2/26/2003	0.050549
7/22/1994	7.564	0.07564	0.067972	2/27/2003	0.050501
7/21/1994	7.542	0.07542	0.067887	2/28/2003	0.050452
7/20/1994	7.542	0.07542	0.067805	3/3/2003	0.050402
7/19/1994	7.468	0.07468	0.067724	3/4/2003	0.050352

7/18/1994	7.502	0.07502	0.067647	3/5/2003	0.050304
7/15/1994	7.545	0.07545	0.067572	3/6/2003	0.050259
7/14/1994	7.534	0.07534	0.067496	3/7/2003	0.050213
7/13/1994	7.676	0.07676	0.067419	3/10/2003	0.050165
7/12/1994	7.686	0.07686	0.067336	3/11/2003	0.050116
7/11/1994	7.726	0.07726	0.067251	3/12/2003	0.050064
7/8/1994	7.693	0.07693	0.067166	3/13/2003	0.05002
7/7/1994	7.607	0.07607	0.067081	3/14/2003	0.049973
7/6/1994	7.595	0.07595	0.066998	3/17/2003	0.049933
7/5/1994	7.587	0.07587	0.066915	3/18/2003	0.049899
7/4/1994	7.608	0.07608	0.066838	3/19/2003	0.049868
7/1/1994	7.614	0.07614	0.066761	3/20/2003	0.04984
6/30/1994	7.608	0.07608	0.066685	3/21/2003	0.049821
6/29/1994	7.506	0.07506	0.066611	3/24/2003	0.049795
6/28/1994	7.522	0.07522	0.06654	3/25/2003	0.049768
6/27/1994	7.458	0.07458	0.066466	3/26/2003	0.049745
6/24/1994	7.516	0.07516	0.066395	3/27/2003	0.04972
6/23/1994	7.401	0.07401	0.066318	3/28/2003	0.049696
6/22/1994	7.395	0.07395	0.066247	3/31/2003	0.049664
6/21/1994	7.493	0.07493	0.066171	4/1/2003	0.049632
6/20/1994	7.462	0.07462	0.06609	4/2/2003	0.049607
6/17/1994	7.447	0.07447	0.066015	4/3/2003	0.049578
6/16/1994	7.358	0.07358	0.065936	4/4/2003	0.04955
6/15/1994	7.396	0.07396	0.065863	4/7/2003	0.049525
6/14/1994	7.307	0.07307	0.06579	4/8/2003	0.049499
6/13/1994	7.356	0.07356	0.065722	4/9/2003	0.049472
6/10/1994	7.314	0.07314	0.065657	4/10/2003	0.049447
6/9/1994	7.278	0.07278	0.065595	4/11/2003	0.049418
6/8/1994	7.278	0.07278	0.065536	4/14/2003	0.049393
6/7/1994	7.258	0.07258	0.065478	4/15/2003	0.04937
6/6/1994	7.217	0.07217	0.065422	4/16/2003	0.049348
6/3/1994	7.273	0.07273	0.065366	4/17/2003	0.049324
6/2/1994	7.343	0.07343	0.06531	4/18/2003	0.049303
6/1/1994	7.384	0.07384	0.065253	4/21/2003	0.049278
5/31/1994	7.428	0.07428	0.065195	4/22/2003	0.049251
5/30/1994	7.391	0.07391	0.065134	4/23/2003	0.049222
5/27/1994	7.39	0.0739	0.065075	4/24/2003	0.049194
5/26/1994	7.359	0.07359	0.065018	4/25/2003	0.049168
5/25/1994	7.345	0.07345	0.064966	4/28/2003	0.049146
5/24/1994	7.395	0.07395	0.064914	4/29/2003	0.049124
5/23/1994	7.432	0.07432	0.064861	4/30/2003	0.049095
5/20/1994	7.303	0.07303	0.064811	5/1/2003	0.049069
5/19/1994	7.235	0.07235	0.064768	5/2/2003	0.049045
5/18/1994	7.274	0.07274	0.064728	5/5/2003	0.049014
5/17/1994	7.274	0.07274	0.064688	5/6/2003	0.048982
5/16/1994	7.451	0.07451	0.064651	5/7/2003	0.048951
5/13/1994	7.492	0.07492	0.064604	5/8/2003	0.048921
5/12/1994	7.561	0.07561	0.064557	5/9/2003	0.048893
5/11/1994	7.609	0.07609	0.064506	5/12/2003	0.048868
5/10/1994	7.498	0.07498	0.064453	5/13/2003	0.048837
5/9/1994	7.632	0.07632	0.064406	5/14/2003	0.048801
5/6/1994	7.541	0.07541	0.064353	5/15/2003	0.048764
5/5/1994	7.336	0.07336	0.064308	5/16/2003	0.04873
5/4/1994	7.336	0.07336	0.064275	5/19/2003	0.0487
5/3/1994	7.349	0.07349	0.064242	5/20/2003	0.04867



5/2/1994	7.332	0.07332	0.06421	5/21/2003	0.048641
4/29/1994	7.307	0.07307	0.064176	5/22/2003	0.048605
4/28/1994	7.258	0.07258	0.064142	5/23/2003	0.048564
4/27/1994	7.106	0.07106	0.064107	5/26/2003	0.048524
4/26/1994	7.101	0.07101	0.064079	5/27/2003	0.048495
4/25/1994	7.147	0.07147	0.06405	5/28/2003	0.048465
4/22/1994	7.233	0.07233	0.064021	5/29/2003	0.048427
4/21/1994	7.212	0.07212	0.063987	5/30/2003	0.048394
4/20/1994	7.32	0.0732	0.063957	6/2/2003	0.048365
4/19/1994	7.368	0.07368	0.063923	6/3/2003	0.04833
4/18/1994	7.409	0.07409	0.063886	6/4/2003	0.048297
4/15/1994	7.289	0.07289	0.063848	6/5/2003	0.048269
4/14/1994	7.283	0.07283	0.063818	6/6/2003	0.048243
4/13/1994	7.257	0.07257	0.063788	6/9/2003	0.048213
4/12/1994	7.214	0.07214	0.063758	6/10/2003	0.048185
4/11/1994	7.234	0.07234	0.06373	6/11/2003	0.048158
4/8/1994	7.264	0.07264	0.063703	6/12/2003	0.04813
4/7/1994	7.212	0.07212	0.063673	6/13/2003	0.048096
4/6/1994	7.253	0.07253	0.063646	6/16/2003	0.048064
4/5/1994	7.251	0.07251	0.063617	6/17/2003	0.048037
4/4/1994	7.416	0.07416	0.063589	6/18/2003	0.048013
4/1/1994	7.254	0.07254	0.063555	6/19/2003	0.047992
3/31/1994	7.092	0.07092	0.063531	6/20/2003	0.047976
3/30/1994	7.103	0.07103	0.063515	6/23/2003	0.047957
3/29/1994	7.06	0.0706	0.063498	6/24/2003	0.047938
3/28/1994	6.975	0.06975	0.063485	6/25/2003	0.047924
3/25/1994	7.016	0.07016	0.063477	6/26/2003	0.047917
3/24/1994	6.952	0.06952	0.063467	6/27/2003	0.047909
3/23/1994	6.889	0.06889	0.06346	6/30/2003	0.047903
3/22/1994	6.848	0.06848	0.063456	7/1/2003	0.047901
3/21/1994	6.961	0.06961	0.063454	7/2/2003	0.047894
3/18/1994	6.919	0.06919	0.06345	7/3/2003	0.047892
3/17/1994	6.826	0.06826	0.063448	7/4/2003	0.047892
3/16/1994	6.8	0.068	0.063452	7/7/2003	0.047896
3/15/1994	6.889	0.06889	0.063456	7/8/2003	0.047894
3/14/1994	6.944	0.06944	0.063457	7/9/2003	0.047893
3/11/1994	6.904	0.06904	0.063453	7/10/2003	0.047891
3/10/1994	6.956	0.06956	0.063451	7/11/2003	0.04789
3/9/1994	6.834	0.06834	0.063448	7/14/2003	0.047893
3/8/1994	6.864	0.06864	0.063455	7/15/2003	0.047906
3/7/1994	6.8	0.068	0.063461	7/16/2003	0.047918
3/4/1994	6.839	0.06839	0.063467	7/17/2003	0.047927
3/3/1994	6.836	0.06836	0.063471	7/18/2003	0.047933
3/2/1994	6.772	0.06772	0.06348	7/21/2003	0.047947
3/1/1994	6.779	0.06779	0.063491	7/22/2003	0.047951
2/28/1994	6.661	0.06661	0.063504	7/23/2003	0.047953
2/25/1994	6.713	0.06713	0.063521	7/24/2003	0.047952
2/24/1994	6.74	0.0674	0.063533	7/25/2003	0.047955
2/23/1994	6.645	0.06645	0.063547	7/28/2003	0.047958
2/22/1994	6.599	0.06599	0.063563	7/29/2003	0.047967
2/21/1994	6.661	0.06661	0.06358	7/30/2003	0.047971
2/18/1994	6.625	0.06625	0.063595	7/31/2003	0.047985
2/17/1994	6.54	0.0654	0.063607	8/1/2003	0.047997
2/16/1994	6.457	0.06457	0.06362	8/4/2003	0.048004
2/15/1994	6.451	0.06451	0.063638	8/5/2003	0.048021



2/14/1994	6.441	0.06441	0.063657	8/6/2003	0.048032
2/11/1994	6.407	0.06407	0.063676	8/7/2003	0.048043
2/10/1994	6.441	0.06441	0.063694	8/8/2003	0.048053
2/9/1994	6.414	0.06414	0.063712	8/11/2003	0.048063
2/8/1994	6.446	0.06446	0.063734	8/12/2003	0.048077
2/7/1994	6.388	0.06388	0.063758	8/13/2003	0.048096
2/4/1994	6.362	0.06362	0.063783	8/14/2003	0.048121
2/3/1994	6.303	0.06303	0.063811	8/15/2003	0.048153
2/2/1994	6.281	0.06281	0.063841	8/18/2003	0.048181
2/1/1994	6.313	0.06313	0.063868	8/19/2003	0.048203
1/31/1994	6.238	0.06238	0.063892	8/20/2003	0.048228
1/28/1994	6.217	0.06217	0.063917	8/21/2003	0.048244
1/27/1994	6.26	0.0626	0.063944	8/22/2003	0.048261
1/26/1994	6.311	0.06311	0.063968	8/25/2003	0.048283
1/25/1994	6.341	0.06341	0.063989	8/26/2003	0.048304
1/24/1994	6.297	0.06297	0.064009	8/27/2003	0.048323
1/21/1994	6.281	0.06281	0.064031	8/28/2003	0.048332
1/20/1994	6.266	0.06266	0.064054	8/29/2003	0.048342
1/19/1994	6.297	0.06297	0.06408	9/1/2003	0.048352
1/18/1994	6.264	0.06264	0.064105	9/2/2003	0.048372
1/17/1994	6.305	0.06305	0.064134	9/3/2003	0.048384
1/14/1994	6.296	0.06296	0.064161	9/4/2003	0.048394
1/13/1994	6.262	0.06262	0.064194	9/5/2003	0.048401
1/12/1994	6.174	0.06174	0.064229	9/8/2003	0.048412
1/11/1994	6.234	0.06234	0.064271	9/9/2003	0.048422
1/10/1994	6.242	0.06242	0.064312	9/10/2003	0.04843
1/7/1994	6.227	0.06227	0.064349	9/11/2003	0.048441
1/6/1994	6.344	0.06344	0.064384	9/12/2003	0.04845
1/5/1994	6.4	0.064	0.064412	9/15/2003	0.048462
1/4/1994	6.351	0.06351	0.064436	9/16/2003	0.048476
1/3/1994	6.416	0.06416	0.064466	9/17/2003	0.048486
12/31/1993	6.348	0.06348	0.064487	9/18/2003	0.048495
12/30/1993	6.335	0.06335	0.064511	9/19/2003	0.048501
12/29/1993	6.251	0.06251	0.064532	9/22/2003	0.048506
12/28/1993	6.239	0.06239	0.06456	9/23/2003	0.04851
12/27/1993	6.229	0.06229	0.064588	9/24/2003	0.048513
12/24/1993	6.213	0.06213	0.064615	9/25/2003	0.048518
12/23/1993	6.214	0.06214	0.064648	9/26/2003	0.04852
12/22/1993	6.222	0.06222	0.064681	9/29/2003	0.048526
12/21/1993	6.311	0.06311	0.064715	9/30/2003	0.048527
12/20/1993	6.3	0.063	0.064742	10/1/2003	0.048528
12/17/1993	6.279	0.06279	0.064765	10/2/2003	0.048532
12/16/1993	6.298	0.06298	0.064788	10/3/2003	0.048547
12/15/1993	6.291	0.06291	0.06481	10/6/2003	0.048563
12/14/1993	6.302	0.06302	0.064832	10/7/2003	0.048582
12/13/1993	6.231	0.06231	0.064854	10/8/2003	0.048601
12/10/1993	6.192	0.06192	0.064878	10/9/2003	0.048614
12/9/1993	6.154	0.06154	0.064908	#####	0.048625
12/8/1993	6.162	0.06162	0.064942	#####	0.048636
12/7/1993	6.167	0.06167	0.064976	#####	0.048651
12/6/1993	6.172	0.06172	0.065012	#####	0.048668
12/3/1993	6.245	0.06245	0.065048	#####	0.04868
12/2/1993	6.273	0.06273	0.06508	#####	0.04869
12/1/1993	6.256	0.06256	0.065108	#####	0.0487
11/30/1993	6.301	0.06301	0.065142	#####	0.048711

11/29/1993	6.229	0.06229	0.065177	#####	0.048719
11/26/1993	6.26	0.0626	0.065216	#####	0.048731
11/25/1993	6.307	0.06307	0.065258	#####	0.04874
11/24/1993	6.304	0.06304	0.0653	#####	0.048751
11/23/1993	6.306	0.06306	0.065341	#####	0.048761
11/22/1993	6.383	0.06383	0.065382	#####	0.048777
11/19/1993	6.338	0.06338	0.065422	#####	0.048793
11/18/1993	6.241	0.06241	0.065468	#####	0.048806
11/17/1993	6.183	0.06183	0.065516	11/3/2003	0.04882
11/16/1993	6.169	0.06169	0.065567	11/4/2003	0.048833
11/15/1993	6.159	0.06159	0.065616	11/5/2003	0.048847
11/12/1993	6.145	0.06145	0.065667	11/6/2003	0.048866
11/10/1993	6.206	0.06206	0.065721	11/7/2003	0.048886
11/9/1993	6.141	0.06141	0.065773	#####	0.048908
11/8/1993	6.197	0.06197	0.065826	#####	0.048931
11/5/1993	6.211	0.06211	0.065876	#####	0.048949
11/4/1993	6.185	0.06185	0.065926	#####	0.048964
11/3/1993	6.115	0.06115	0.065979	#####	0.048976
11/2/1993	6.061	0.06061	0.066036	#####	0.048986
11/1/1993	6.03	0.0603	0.066093	#####	0.048992
10/29/1993	5.97	0.0597	0.066156	#####	0.049004
10/28/1993	5.951	0.05951	0.066222	#####	0.049014
10/27/1993	6.005	0.06005	0.066291	#####	0.049021
10/26/1993	5.985	0.05985	0.066356	#####	0.04903
10/25/1993	6.003	0.06003	0.066424	#####	0.049038
10/22/1993	5.976	0.05976	0.066491	#####	0.049051
10/21/1993	5.917	0.05917	0.066562	#####	0.049064
10/20/1993	5.823	0.05823	0.066638	#####	0.049078
10/19/1993	5.841	0.05841	0.06672	12/1/2003	0.049095
10/18/1993	5.852	0.05852	0.066801	12/2/2003	0.049114
10/15/1993	5.786	0.05786	0.066882	12/3/2003	0.049136
10/14/1993	5.852	0.05852	0.066964	12/4/2003	0.049158
10/13/1993	5.917	0.05917	0.067039	12/5/2003	0.049178
10/12/1993	5.92	0.0592	0.06711	12/8/2003	0.0492
10/8/1993	5.923	0.05923	0.06718	12/9/2003	0.049225
10/7/1993	6.012	0.06012	0.067253	#####	0.049249
10/6/1993	6.008	0.06008	0.067322	#####	0.049269
10/5/1993	6.008	0.06008	0.067389	#####	0.049289
10/4/1993	6.002	0.06002	0.067459	#####	0.049312
10/1/1993	5.99	0.0599	0.067527	#####	0.049333
9/30/1993	6.025	0.06025	0.067595	#####	0.049354
9/29/1993	5.998	0.05998	0.067662	#####	0.049364
9/28/1993	5.941	0.05941	0.067729	#####	0.049377
9/27/1993	5.949	0.05949	0.067801	#####	0.049386
9/24/1993	6.048	0.06048	0.067875	#####	0.049394
9/23/1993	6.064	0.06064	0.067944	#####	0.049397
9/22/1993	6.087	0.06087	0.068012	#####	0.0494
9/21/1993	6.124	0.06124	0.06808	#####	0.049397
9/20/1993	6.095	0.06095	0.068147	#####	0.049403
9/17/1993	6.038	0.06038	0.068214	#####	0.04941
9/16/1993	6.032	0.06032	0.068284	#####	0.049418
9/15/1993	5.982	0.05982	0.068354	1/1/2004	0.049425
9/14/1993	5.975	0.05975	0.068426	1/2/2004	0.049438
9/13/1993	5.875	0.05875	0.0685	1/5/2004	0.049456
9/10/1993	5.881	0.05881	0.068581	1/6/2004	0.049469

9/9/1993	5.958	0.05958	0.068665	1/7/2004	0.049477
9/8/1993	5.865	0.05865	0.068745	1/8/2004	0.049485
9/7/1993	5.902	0.05902	0.06883	1/9/2004	0.049485
9/6/1993	5.944	0.05944	0.068915	1/12/2004	0.049485
9/3/1993	5.944	0.05944	0.068997	1/13/2004	0.049485
9/2/1993	6.042	0.06042	0.069077	1/14/2004	0.049484
9/1/1993	6.086	0.06086	0.069152	1/15/2004	0.04948
8/31/1993	6.092	0.06092	0.069224	1/16/2004	0.049477
8/30/1993	6.118	0.06118	0.069297	1/19/2004	0.049473
8/27/1993	6.134	0.06134	0.069367	1/20/2004	0.049472
8/26/1993	6.095	0.06095	0.069438	1/21/2004	0.049471
8/25/1993	6.17	0.0617	0.069508	1/22/2004	0.049469
8/24/1993	6.199	0.06199	0.069577	1/23/2004	0.049472
8/23/1993	6.221	0.06221	0.069645	1/26/2004	0.049476
8/20/1993	6.217	0.06217	0.069712	1/27/2004	0.049478
8/19/1993	6.195	0.06195	0.069781	1/28/2004	0.049484
8/18/1993	6.258	0.06258	0.069855	1/29/2004	0.049492
8/17/1993	6.31	0.0631	0.069925	1/30/2004	0.0495
8/16/1993	6.303	0.06303	0.069996	2/2/2004	0.049508
8/13/1993	6.348	0.06348	0.070069	2/3/2004	0.049513
8/12/1993	6.438	0.06438	0.070136	2/4/2004	0.049523
8/11/1993	6.43	0.0643	0.070198	2/5/2004	0.049533
8/10/1993	6.447	0.06447	0.070259	2/6/2004	0.049537
8/9/1993	6.469	0.06469	0.07032	2/9/2004	0.049542
8/6/1993	6.526	0.06526	0.070378	2/10/2004	0.049552
8/5/1993	6.524	0.06524	0.070431	2/11/2004	0.049563
8/4/1993	6.551	0.06551	0.070485	2/12/2004	0.049575
8/3/1993	6.526	0.06526	0.070538	2/13/2004	0.049588
8/2/1993	6.552	0.06552	0.070595	2/16/2004	0.049601
7/30/1993	6.564	0.06564	0.07065	2/17/2004	0.049616
7/29/1993	6.567	0.06567	0.070702	2/18/2004	0.049636
7/28/1993	6.654	0.06654	0.070754	2/19/2004	0.049657
7/27/1993	6.675	0.06675	0.070804	2/20/2004	0.049684
7/26/1993	6.677	0.06677	0.070849	2/23/2004	0.049705
7/23/1993	6.699	0.06699	0.070891	2/24/2004	0.049732
7/22/1993	6.659	0.06659	0.070932	2/25/2004	0.049759
7/21/1993	6.624	0.06624	0.070974	2/26/2004	0.049791
7/20/1993	6.552	0.06552	0.071019	2/27/2004	0.04982
7/19/1993	6.539	0.06539	0.071067	3/1/2004	0.049849
7/16/1993	6.539	0.06539	0.071116	3/2/2004	0.049874
7/15/1993	6.56	0.0656	0.071162	3/3/2004	0.049899
7/14/1993	6.561	0.06561	0.071208	3/4/2004	0.049926
7/13/1993	6.612	0.06612	0.071251	3/5/2004	0.049945
7/12/1993	6.624	0.06624	0.071288	3/8/2004	0.04996
7/9/1993	6.637	0.06637	0.071323	3/9/2004	0.049975
7/8/1993	6.656	0.06656	0.071357	3/10/2004	0.049991
7/7/1993	6.677	0.06677	0.071394	3/11/2004	0.050004
7/6/1993	6.678	0.06678	0.071428	3/12/2004	0.05002
7/5/1993	6.665	0.06665	0.071461	3/15/2004	0.050038
7/2/1993	6.663	0.06663	0.071496	3/16/2004	0.050057
7/1/1993	6.682	0.06682	0.071534	3/17/2004	0.050077
6/30/1993	6.672	0.06672	0.071574	3/18/2004	0.050102
6/29/1993	6.67	0.0667	0.071613	3/19/2004	0.050128
6/28/1993	6.669	0.06669	0.071648	3/22/2004	0.05015
6/25/1993	6.7	0.067	0.07168	3/23/2004	0.050168

6/24/1993	6.733	0.06733	0.071712	3/24/2004	0.050181
6/23/1993	6.76	0.0676	0.071742	3/25/2004	0.050195
6/22/1993	6.771	0.06771	0.071769	3/26/2004	0.050211
6/21/1993	6.772	0.06772	0.071794	3/29/2004	0.050232
6/18/1993	6.806	0.06806	0.07182	3/30/2004	0.050256
6/17/1993	6.806	0.06806	0.071842	3/31/2004	0.050271
6/16/1993	6.813	0.06813	0.071864	4/1/2004	0.050283
6/15/1993	6.82	0.0682	0.071885	4/2/2004	0.050303
6/14/1993	6.814	0.06814	0.071908	4/5/2004	0.050327
6/11/1993	6.803	0.06803	0.071935	4/6/2004	0.050348
6/10/1993	6.872	0.06872	0.071963	4/7/2004	0.050369
6/9/1993	6.881	0.06881	0.071989	4/8/2004	0.050386
6/8/1993	6.918	0.06918	0.072015	4/9/2004	0.050403
6/7/1993	6.878	0.06878	0.07204	4/12/2004	0.050419
6/4/1993	6.908	0.06908	0.072067	4/13/2004	0.050441
6/3/1993	6.857	0.06857	0.072092	4/14/2004	0.050464
6/2/1993	6.875	0.06875	0.072123	4/15/2004	0.05049
6/1/1993	6.881	0.06881	0.072152	4/16/2004	0.050514
5/31/1993	6.98	0.0698	0.072175	4/19/2004	0.050536
5/28/1993	6.978	0.06978	0.072192	4/20/2004	0.050551
5/27/1993	6.932	0.06932	0.072209	4/21/2004	0.050567
5/26/1993	6.92	0.0692	0.072229	4/22/2004	0.050583
5/25/1993	7.005	0.07005	0.072251	4/23/2004	0.050598
5/24/1993	7.004	0.07004	0.072267	4/26/2004	0.050605
5/21/1993	7.031	0.07031	0.072287	4/27/2004	0.050613
5/20/1993	6.993	0.06993	0.072302	4/28/2004	0.050625
5/19/1993	6.969	0.06969	0.072318	4/29/2004	0.050636
5/18/1993	7.018	0.07018	0.072338	4/30/2004	0.050645
5/17/1993	6.964	0.06964	0.072357	5/3/2004	0.050648
5/14/1993	6.945	0.06945	0.072382	5/4/2004	0.050648
5/13/1993	6.953	0.06953	0.072406	5/5/2004	0.050654
5/12/1993	6.856	0.06856	0.072429	5/6/2004	0.050654
5/11/1993	6.812	0.06812	0.072459	5/7/2004	0.050662
5/10/1993	6.809	0.06809	0.072492	5/10/2004	0.050674
5/7/1993	6.844	0.06844	0.072523	5/11/2004	0.050678
5/6/1993	6.803	0.06803	0.072553	5/12/2004	0.050692
5/5/1993	6.784	0.06784	0.072584	5/13/2004	0.05071
5/4/1993	6.788	0.06788	0.072621	5/14/2004	0.050723
5/3/1993	6.861	0.06861	0.07266	5/17/2004	0.05073
4/30/1993	6.933	0.06933	0.072694	5/18/2004	0.050735
4/29/1993	6.879	0.06879	0.072728	5/19/2004	0.050737
4/28/1993	6.919	0.06919	0.072767	5/20/2004	0.050739
4/27/1993	6.899	0.06899	0.072804	5/21/2004	0.050742
4/26/1993	6.826	0.06826	0.072843	5/24/2004	0.050746
4/23/1993	6.79	0.0679	0.072883	5/25/2004	0.050755
4/22/1993	6.748	0.06748	0.072924	5/26/2004	0.050759
4/21/1993	6.744	0.06744	0.072971	5/27/2004	0.05076
4/20/1993	6.749	0.06749	0.073018	5/28/2004	0.050765
4/19/1993	6.722	0.06722	0.073062	5/31/2004	0.050767
4/16/1993	6.755	0.06755	0.073106	6/1/2004	0.050773
4/15/1993	6.721	0.06721	0.073148	6/2/2004	0.050779
4/14/1993	6.755	0.06755	0.073192	6/3/2004	0.050789
4/13/1993	6.78	0.0678	0.073236	6/4/2004	0.050801
4/12/1993	6.792	0.06792	0.073278	6/7/2004	0.050813
4/9/1993	6.847	0.06847	0.07332	6/8/2004	0.050818

4/8/1993	6.849	0.06849	0.073365	6/9/2004	0.050825
4/7/1993	6.951	0.06951	0.073411	6/10/2004	0.050833
4/6/1993	6.964	0.06964	0.073452	6/11/2004	0.050847
4/5/1993	7.025	0.07025	0.073493	6/14/2004	0.050861
4/2/1993	7.054	0.07054	0.07353	6/15/2004	0.050867
4/1/1993	6.966	0.06966	0.073569	6/16/2004	0.05088
3/31/1993	6.926	0.06926	0.073613	6/17/2004	0.050887
3/30/1993	6.909	0.06909	0.073658	6/18/2004	0.050898
3/29/1993	6.889	0.06889	0.073704	6/21/2004	0.050907
3/26/1993	6.938	0.06938	0.07375	6/22/2004	0.050918
3/25/1993	6.851	0.06851	0.073794	6/23/2004	0.050933
3/24/1993	6.815	0.06815	0.073843	6/24/2004	0.050946
3/23/1993	6.769	0.06769	0.073895	6/25/2004	0.050959
3/22/1993	6.797	0.06797	0.073949	6/28/2004	0.050973
3/19/1993	6.802	0.06802	0.074003	6/29/2004	0.050987
3/18/1993	6.781	0.06781	0.074058	6/30/2004	0.051
3/17/1993	6.864	0.06864	0.074113	7/1/2004	0.051015
3/16/1993	6.874	0.06874	0.074162	7/2/2004	0.051028
3/15/1993	6.892	0.06892	0.07421	7/5/2004	0.051038
3/12/1993	6.858	0.06858	0.07426	7/6/2004	0.051055
3/11/1993	6.763	0.06763	0.07431	7/7/2004	0.051072
3/10/1993	6.747	0.06747	0.074365	7/8/2004	0.051086
3/9/1993	6.736	0.06736	0.074422	7/9/2004	0.051092
3/8/1993	6.721	0.06721	0.074477	7/12/2004	0.051098
3/5/1993	6.737	0.06737	0.074534	7/13/2004	0.051101
3/4/1993	6.724	0.06724	0.074593	7/14/2004	0.051104
3/3/1993	6.781	0.06781	0.074652	7/15/2004	0.051104
3/2/1993	6.837	0.06837	0.074704	7/16/2004	0.0511
3/1/1993	6.841	0.06841	0.074753	7/19/2004	0.051097
2/26/1993	6.897	0.06897	0.074804	7/20/2004	0.051093
2/25/1993	6.89	0.0689	0.07485	7/21/2004	0.051089
2/24/1993	6.885	0.06885	0.074894	7/22/2004	0.051083
2/23/1993	6.822	0.06822	0.07494	7/23/2004	0.051079
2/22/1993	6.935	0.06935	0.07499	7/26/2004	0.051077
2/19/1993	7.006	0.07006	0.075037	7/27/2004	0.051083
2/18/1993	7.019	0.07019	0.07508	7/28/2004	0.051092
2/17/1993	7.1	0.071	0.075123	7/29/2004	0.051097
2/16/1993	7.149	0.07149	0.075163	7/30/2004	0.051101
2/15/1993	7.109	0.07109	0.075204	8/2/2004	0.051103
2/12/1993	7.124	0.07124	0.075247	8/3/2004	0.051107
2/11/1993	7.199	0.07199	0.07529	8/4/2004	0.051106
2/10/1993	7.251	0.07251	0.075332	8/5/2004	0.051104
2/9/1993	7.199	0.07199	0.07537	8/6/2004	0.051099
2/8/1993	7.197	0.07197	0.075412	8/9/2004	0.051094
2/5/1993	7.161	0.07161	0.075455	8/10/2004	0.051091
2/4/1993	7.184	0.07184	0.0755	8/11/2004	0.051085
2/3/1993	7.213	0.07213	0.075546	8/12/2004	0.051075
2/2/1993	7.245	0.07245	0.075587	8/13/2004	0.051063
2/1/1993	7.207	0.07207	0.075627	8/16/2004	0.051053
1/29/1993	7.197	0.07197	0.075669	8/17/2004	0.05104
1/28/1993	7.204	0.07204	0.07571	8/18/2004	0.051031
1/27/1993	7.244	0.07244	0.075751	8/19/2004	0.051027
1/26/1993	7.255	0.07255	0.075786	8/20/2004	0.051026
1/25/1993	7.203	0.07203	0.07582	8/23/2004	0.051027
1/22/1993	7.29	0.0729	0.075853	8/24/2004	0.05103



1/21/1993	7.302	0.07302	0.075882	8/25/2004	0.051029
1/20/1993	7.329	0.07329	0.07591	8/26/2004	0.051029
1/19/1993	7.299	0.07299	0.075938	8/27/2004	0.051029
1/18/1993	7.346	0.07346	0.075966	8/30/2004	0.051025
1/15/1993	7.346	0.07346	0.075995	8/31/2004	0.05102
1/14/1993	7.393	0.07393	0.076022	9/1/2004	0.051012
1/13/1993	7.432	0.07432	0.076047	9/2/2004	0.051009
1/12/1993	7.476	0.07476	0.076069	9/3/2004	0.051005
1/11/1993	7.449	0.07449	0.07609	9/6/2004	0.051001
1/8/1993	7.465	0.07465	0.076113	9/7/2004	0.050994
1/7/1993	7.445	0.07445	0.076137	9/8/2004	0.050982
1/6/1993	7.35	0.0735	0.076162	9/9/2004	0.050974
1/5/1993	7.32	0.0732	0.076192	9/10/2004	0.05097
1/4/1993	7.32	0.0732	0.076226	9/13/2004	0.050961
12/31/1992	7.396	0.07396	0.076257	9/14/2004	0.05095
12/30/1992	7.381	0.07381	0.076284	9/15/2004	0.05094
12/29/1992	7.361	0.07361	0.076317	9/16/2004	0.050929
12/28/1992	7.399	0.07399	0.076351	9/17/2004	0.05092
12/25/1992	7.361	0.07361	0.076379	9/20/2004	0.050908
12/24/1992	7.36	0.0736	0.076412	9/21/2004	0.050897
12/23/1992	7.355	0.07355	0.076444	9/22/2004	0.050885
12/22/1992	7.339	0.07339	0.07648	9/23/2004	0.050877
12/21/1992	7.389	0.07389	0.076516	9/24/2004	0.050869
12/18/1992	7.425	0.07425	0.076549	9/27/2004	0.050858
12/17/1992	7.422	0.07422	0.076575	9/28/2004	0.050845
12/16/1992	7.432	0.07432	0.076599	9/29/2004	0.050839
12/15/1992	7.448	0.07448	0.076621	9/30/2004	0.050835
12/14/1992	7.462	0.07462	0.076645	10/1/2004	0.050833
12/11/1992	7.438	0.07438	0.076671	10/4/2004	0.050827
12/10/1992	7.425	0.07425	0.076694	10/5/2004	0.05082
12/9/1992	7.437	0.07437	0.076719	10/6/2004	0.050815
12/8/1992	7.433	0.07433	0.076742	10/7/2004	0.050811
12/7/1992	7.455	0.07455	0.07676	10/8/2004	0.050798
12/4/1992	7.487	0.07487	0.076779	#####	0.050784
12/3/1992	7.559	0.07559	0.076797	#####	0.050773
12/2/1992	7.564	0.07564	0.076817	#####	0.050763
12/1/1992	7.567	0.07567	0.076837	#####	0.050749
11/30/1992	7.597	0.07597	0.076856	#####	0.050744
11/27/1992	7.591	0.07591	0.076871	#####	0.050737
11/26/1992	7.529	0.07529	0.076887	#####	0.050732
11/25/1992	7.542	0.07542	0.07691	#####	0.050726
11/24/1992	7.533	0.07533	0.076932	#####	0.050721
11/23/1992	7.543	0.07543	0.076951	#####	0.050715
11/20/1992	7.534	0.07534	0.076969	#####	0.050708
11/19/1992	7.545	0.07545	0.076983	#####	0.0507
11/18/1992	7.504	0.07504	0.076995	#####	0.050697
11/17/1992	7.538	0.07538	0.077009	#####	0.050696
11/16/1992	7.566	0.07566	0.07702	#####	0.050688
11/13/1992	7.565	0.07565	0.07703	11/1/2004	0.050681
11/12/1992	7.597	0.07597	0.077039	11/2/2004	0.050675
11/11/1992	7.661	0.07661	0.077046	11/3/2004	0.050666
11/10/1992	7.667	0.07667	0.077054	11/4/2004	0.050657
11/9/1992	7.739	0.07739	0.077058	11/5/2004	0.050653
11/6/1992	7.756	0.07756	0.077061	11/8/2004	0.050651
11/5/1992	7.688	0.07688	0.077061	11/9/2004	0.050651



11/4/1992	7.68	0.0768	0.07706	#####	0.050651
11/3/1992	7.652	0.07652	0.077062	#####	0.05065
11/2/1992	7.66	0.0766	0.077064	#####	0.050649
10/30/1992	7.626	0.07626	0.077068	#####	0.050649
10/29/1992	7.58	0.0758	0.077068	#####	0.050646
10/28/1992	7.612	0.07612	0.077067	#####	0.050643
10/27/1992	7.619	0.07619	0.077066	#####	0.050637
10/26/1992	7.66	0.0766	0.077066	#####	0.050636
10/23/1992	7.645	0.07645	0.077067	#####	0.050632
10/22/1992	7.62	0.0762	0.077063	#####	0.050628
10/21/1992	7.604	0.07604	0.077059	#####	0.050625
10/20/1992	7.649	0.07649	0.077055	#####	0.050622
10/19/1992	7.566	0.07566	0.077046	#####	0.050619
10/16/1992	7.531	0.07531	0.077038	#####	0.050622
10/15/1992	7.508	0.07508	0.077031	#####	0.050627
10/14/1992	7.499	0.07499	0.077025	12/1/2004	0.050634
10/13/1992	7.534	0.07534	0.077022	12/2/2004	0.050641
10/12/1992	7.511	0.07511	0.077019	12/3/2004	0.050646
10/9/1992	7.524	0.07524	0.077017	12/6/2004	0.050649
10/8/1992	7.445	0.07445	0.077011	12/7/2004	0.050648
10/7/1992	7.484	0.07484	0.077011	12/8/2004	0.050642
10/6/1992	7.414	0.07414	0.077012	12/9/2004	0.05064
10/5/1992	7.35	0.0735	0.077017	#####	0.050642
10/2/1992	7.334	0.07334	0.077025	#####	0.050647
10/1/1992	7.322	0.07322	0.077035	#####	0.050652
9/30/1992	7.381	0.07381	0.077045	#####	0.050654
9/29/1992	7.363	0.07363	0.077056	#####	0.050662
9/28/1992	7.341	0.07341	0.07707	#####	0.050668
9/25/1992	7.359	0.07359	0.077091	#####	0.050673
9/24/1992	7.42	0.0742	0.077111	#####	0.050681
9/23/1992	7.487	0.07487	0.077127	#####	0.050689
9/22/1992	7.466	0.07466	0.077142	#####	0.050696
9/21/1992	7.354	0.07354	0.077156	#####	0.050703
9/18/1992	7.322	0.07322	0.077179	#####	0.050716
9/17/1992	7.329	0.07329	0.077202	#####	0.050729
9/16/1992	7.332	0.07332	0.077225	#####	0.050743
9/15/1992	7.315	0.07315	0.077249	#####	0.050752
9/14/1992	7.259	0.07259	0.077275	#####	0.050755
9/11/1992	7.293	0.07293	0.077304	1/3/2005	0.050756
9/10/1992	7.245	0.07245	0.077335	1/4/2005	0.050759
9/9/1992	7.255	0.07255	0.077368	1/5/2005	0.050763
9/8/1992	7.224	0.07224	0.077402	1/6/2005	0.050765
9/4/1992	7.28	0.0728	0.077439	1/7/2005	0.050758
9/3/1992	7.357	0.07357	0.077474	1/10/2005	0.050747
9/2/1992	7.372	0.07372	0.077503	1/11/2005	0.050736
9/1/1992	7.376	0.07376	0.077534	1/12/2005	0.050724
8/31/1992	7.409	0.07409	0.077564	1/13/2005	0.050707
8/28/1992	7.423	0.07423	0.077593	1/14/2005	0.050692
8/27/1992	7.408	0.07408	0.077617	1/17/2005	0.050676
8/26/1992	7.419	0.07419	0.077642	1/18/2005	0.050652
8/25/1992	7.476	0.07476	0.077664	1/19/2005	0.050626
8/24/1992	7.446	0.07446	0.077681	1/20/2005	0.050599
8/21/1992	7.35	0.0735	0.077699	1/21/2005	0.050573
8/20/1992	7.314	0.07314	0.077725	1/24/2005	0.050542
8/19/1992	7.315	0.07315	0.077749	1/25/2005	0.050513

8/18/1992	7.333	0.07333	0.077776	1/26/2005	0.050485
8/17/1992	7.356	0.07356	0.077803	1/27/2005	0.05046
8/14/1992	7.324	0.07324	0.077832	1/28/2005	0.050428
8/13/1992	7.417	0.07417	0.077865	1/31/2005	0.050396
8/12/1992	7.327	0.07327	0.077896	2/1/2005	0.050366
8/11/1992	7.318	0.07318	0.077927	2/2/2005	0.05033
8/10/1992	7.364	0.07364	0.077958	2/3/2005	0.050294
8/7/1992	7.396	0.07396	0.077985	2/4/2005	0.050254
8/6/1992	7.459	0.07459	0.07801	2/7/2005	0.050211
8/5/1992	7.426	0.07426	0.078032	2/8/2005	0.050162
8/4/1992	7.426	0.07426	0.078062	2/9/2005	0.050113
8/3/1992	7.452	0.07452	0.078093	2/10/2005	0.050068
7/31/1992	7.458	0.07458	0.078122	2/11/2005	0.050019
7/30/1992	7.439	0.07439	0.078153	2/14/2005	0.049967
7/29/1992	7.439	0.07439	0.078186	2/15/2005	0.049919
7/28/1992	7.433	0.07433	0.078218	2/16/2005	0.049868
7/27/1992	7.519	0.07519	0.078244	2/17/2005	0.049819
7/24/1992	7.572	0.07572	0.078269	2/18/2005	0.049777
7/23/1992	7.537	0.07537	0.078284	2/21/2005	0.049738
7/22/1992	7.616	0.07616	0.0783	2/22/2005	0.0497
7/21/1992	7.66	0.0766	0.078313	2/23/2005	0.049659
7/20/1992	7.661	0.07661	0.078324	2/24/2005	0.049621
7/17/1992	7.678	0.07678	0.078339	2/25/2005	0.04958
7/16/1992	7.61	0.0761	0.07835	2/28/2005	0.049545
7/15/1992	7.624	0.07624	0.078361	3/1/2005	0.04951
7/14/1992	7.684	0.07684	0.078369	3/2/2005	0.049478
7/13/1992	7.677	0.07677	0.078374	3/3/2005	0.04945
7/10/1992	7.633	0.07633	0.078383	3/4/2005	0.049415
7/9/1992	7.596	0.07596	0.078392	3/7/2005	0.049379
7/8/1992	7.607	0.07607	0.078403	3/8/2005	0.049344
7/7/1992	7.601	0.07601	0.078413	3/9/2005	0.049314
7/6/1992	7.623	0.07623	0.078424	3/10/2005	0.049282
7/3/1992	7.629	0.07629	0.078436	3/11/2005	0.04925
7/2/1992	7.628	0.07628	0.07845	3/14/2005	0.049216
7/1/1992	7.742	0.07742	0.078463	3/15/2005	0.049185
6/30/1992	7.78	0.0778	0.078469	3/16/2005	0.04915
6/29/1992	7.766	0.07766	0.078475	3/17/2005	0.049115
6/26/1992	7.782	0.07782	0.078482	3/18/2005	0.049082
6/25/1992	7.773	0.07773	0.078489	3/21/2005	0.049047
6/24/1992	7.825	0.07825	0.078496	3/22/2005	0.049024
6/23/1992	7.844	0.07844	0.078501	3/23/2005	0.048997
6/22/1992	7.838	0.07838	0.078506	3/24/2005	0.048972
6/19/1992	7.83	0.0783	0.07851	3/25/2005	0.048945
6/18/1992	7.801	0.07801	0.07852	3/28/2005	0.048921
6/17/1992	7.82	0.0782	0.07853	3/29/2005	0.048893
6/16/1992	7.832	0.07832	0.078539	3/30/2005	0.048864
6/15/1992	7.851	0.07851	0.078548	3/31/2005	0.048835
6/12/1992	7.858	0.07858	0.07856	4/1/2005	0.048804
6/11/1992	7.876	0.07876	0.07857	4/4/2005	0.04877
6/10/1992	7.899	0.07899	0.078578	4/5/2005	0.04874
6/9/1992	7.878	0.07878	0.078586	4/6/2005	0.048712
6/8/1992	7.84	0.0784	0.078595	4/7/2005	0.048687
6/5/1992	7.847	0.07847	0.078603	4/8/2005	0.048665
6/4/1992	7.878	0.07878	0.078614	4/11/2005	0.048641
6/3/1992	7.872	0.07872	0.078628	4/12/2005	0.048613

6/2/1992	7.86	0.0786	0.078642	4/13/2005	0.048586
6/1/1992	7.889	0.07889	0.078655	4/14/2005	0.048559
5/29/1992	7.837	0.07837	0.078663	4/15/2005	0.048529
5/28/1992	7.859	0.07859	0.078674	4/18/2005	0.0485
5/27/1992	7.903	0.07903	0.078686	4/19/2005	0.048466
5/26/1992	7.914	0.07914	0.078696	4/20/2005	0.048433
5/25/1992	7.811	0.07811	0.078705	4/21/2005	0.048404
5/22/1992	7.822	0.07822	0.078719	4/22/2005	0.048377
5/21/1992	7.865	0.07865	0.078731	4/25/2005	0.048349
5/20/1992	7.811	0.07811	0.078746	4/26/2005	0.048319
5/19/1992	7.768	0.07768	0.078766	4/27/2005	0.048287
5/18/1992	7.819	0.07819	0.078788	4/28/2005	0.048252
5/15/1992	7.819	0.07819	0.078809	4/29/2005	0.048219
5/14/1992	7.868	0.07868	0.078827	5/2/2005	0.048184
5/12/1992	7.862	0.07862	0.078842	5/3/2005	0.048143
5/11/1992	7.888	0.07888	0.078861	5/4/2005	0.048107
5/8/1992	7.895	0.07895	0.078878	5/5/2005	0.048071
5/7/1992	7.973	0.07973	0.078901	5/6/2005	0.048042
5/6/1992	7.963	0.07963	0.07892	5/9/2005	0.048014
5/5/1992	7.999	0.07999	0.078941	5/10/2005	0.047984
5/4/1992	8.027	0.08027	0.07896	5/11/2005	0.047953
5/1/1992	8.013	0.08013	0.078979	5/12/2005	0.047921
4/30/1992	8.036	0.08036	0.078997	5/13/2005	0.047893
4/29/1992	8.063	0.08063	0.079016	5/16/2005	0.047865
4/28/1992	8.049	0.08049	0.079037	5/17/2005	0.047836
4/27/1992	8.105	0.08105	0.079058	5/18/2005	0.047805
4/24/1992	8.042	0.08042	0.079077	5/19/2005	0.047775
4/23/1992	8.053	0.08053	0.079098	5/20/2005	0.047746
4/22/1992	8.037	0.08037	0.079121	5/23/2005	0.047712
4/21/1992	8.022	0.08022	0.079141	5/24/2005	0.04768
4/20/1992	8.029	0.08029	0.079163	5/25/2005	0.04765
4/17/1992	7.938	0.07938	0.079184	5/26/2005	0.04762
4/16/1992	7.932	0.07932	0.07921	5/27/2005	0.04759
4/15/1992	7.872	0.07872	0.079239	5/30/2005	0.047558
4/14/1992	7.868	0.07868	0.079272	5/31/2005	0.047521
4/13/1992	7.859	0.07859	0.079304	6/1/2005	0.04748
4/10/1992	7.886	0.07886	0.079336	6/2/2005	0.047442
4/9/1992	7.864	0.07864	0.079363	6/3/2005	0.047405
4/8/1992	7.914	0.07914	0.07939	6/6/2005	0.047368
4/7/1992	7.886	0.07886	0.079416	6/7/2005	0.047331
4/6/1992	7.895	0.07895	0.079444	6/8/2005	0.047296
4/3/1992	7.876	0.07876	0.079469	6/9/2005	0.047257
4/2/1992	7.903	0.07903	0.0795	6/10/2005	0.047221
4/1/1992	7.896	0.07896	0.07953	6/13/2005	0.047186
3/31/1992	7.958	0.07958	0.079561	6/14/2005	0.047156
3/30/1992	7.94	0.0794	0.079588	6/15/2005	0.047129
3/27/1992	7.94	0.0794	0.079617	6/16/2005	0.047098
3/26/1992	7.999	0.07999	0.079643	6/17/2005	0.047067
3/25/1992	7.944	0.07944	0.079669	6/20/2005	0.047039
3/24/1992	7.945	0.07945	0.079697	6/21/2005	0.047009
3/23/1992	8.031	0.08031	0.079725	6/22/2005	0.046973
3/20/1992	8.046	0.08046	0.079747	6/23/2005	0.046942
3/19/1992	7.969	0.07969	0.07977	6/24/2005	0.046907
3/18/1992	8.01	0.0801	0.079799	6/27/2005	0.046874
3/17/1992	8.007	0.08007	0.079822	6/28/2005	0.046844

3/16/1992	8.069	0.08069	0.079846	6/29/2005	0.046818
3/13/1992	8.066	0.08066	0.079866	6/30/2005	0.046788
3/12/1992	8.035	0.08035	0.079883	7/1/2005	0.046763
3/11/1992	7.959	0.07959	0.079901	7/4/2005	0.04674
3/10/1992	7.902	0.07902	0.07992	7/5/2005	0.046718
3/9/1992	7.872	0.07872	0.079941	7/6/2005	0.046691
3/6/1992	7.932	0.07932	0.079961	7/7/2005	0.046662
3/5/1992	7.963	0.07963	0.079975	7/8/2005	0.046632
3/4/1992	7.908	0.07908	0.079991	7/11/2005	0.046603
3/3/1992	7.919	0.07919	0.08001	7/12/2005	0.046576
3/2/1992	7.898	0.07898	0.080029	7/13/2005	0.046547
2/28/1992	7.789	0.07789	0.080049	7/14/2005	0.046518
2/27/1992	7.849	0.07849	0.080075	7/15/2005	0.046492
2/26/1992	7.846	0.07846	0.080097	7/18/2005	0.046471
2/25/1992	7.948	0.07948	0.080117	7/19/2005	0.046448
2/24/1992	7.967	0.07967	0.080133	7/20/2005	0.046424
2/21/1992	7.945	0.07945	0.080149	7/21/2005	0.046408
2/20/1992	7.91	0.0791	0.080169	7/22/2005	0.046388
2/19/1992	7.912	0.07912	0.08019	7/25/2005	0.046369
2/18/1992	7.98	0.0798	0.080211	7/26/2005	0.046351
2/17/1992	7.982	0.07982	0.080225	7/27/2005	0.046336
2/14/1992	7.906	0.07906	0.080241	7/28/2005	0.046317
2/13/1992	7.912	0.07912	0.080257	7/29/2005	0.046302
2/12/1992	7.813	0.07813	0.080273	8/1/2005	0.04629
2/11/1992	7.786	0.07786	0.080294	8/2/2005	0.046279
2/10/1992	7.787	0.07787	0.080316	8/3/2005	0.046262
2/7/1992	7.76	0.0776	0.080338	8/4/2005	0.046247
2/6/1992	7.768	0.07768	0.080356	8/5/2005	0.046236
2/5/1992	7.731	0.07731	0.080376	8/8/2005	0.046225
2/4/1992	7.744	0.07744	0.080399	8/9/2005	0.046213
2/3/1992	7.818	0.07818	0.080423	8/10/2005	0.0462
1/31/1992	7.758	0.07758	0.080442	8/11/2005	0.046185
1/30/1992	7.788	0.07788	0.080466	8/12/2005	0.046163
1/29/1992	7.752	0.07752	0.080488	8/15/2005	0.04614
1/28/1992	7.667	0.07667	0.080514	8/16/2005	0.046114
1/27/1992	7.718	0.07718	0.080545	8/17/2005	0.04609
1/24/1992	7.708	0.07708	0.080572	8/18/2005	0.046062
1/23/1992	7.724	0.07724	0.080595	8/19/2005	0.046038
1/22/1992	7.627	0.07627	0.080614	8/22/2005	0.046015
1/21/1992	7.573	0.07573	0.080639	8/23/2005	0.04599
1/20/1992	7.592	0.07592	0.080667	8/24/2005	0.045967
1/17/1992	7.614	0.07614	0.080695	8/25/2005	0.045945
1/16/1992	7.67	0.0767	0.080727	8/26/2005	0.04592
1/15/1992	7.576	0.07576	0.080756	8/29/2005	0.045895
1/14/1992	7.54	0.0754	0.080788	8/30/2005	0.045869
1/13/1992	7.522	0.07522	0.080819	8/31/2005	0.04584
1/10/1992	7.462	0.07462	0.080851	9/1/2005	0.045813
1/9/1992	7.412	0.07412	0.080887	9/2/2005	0.045784
1/8/1992	7.388	0.07388	0.080928	9/5/2005	0.045751
1/7/1992	7.397	0.07397	0.08097	9/6/2005	0.045718
1/6/1992	7.434	0.07434	0.081013	9/7/2005	0.045689
1/3/1992	7.48	0.0748	0.081053	9/8/2005	0.045657
1/2/1992	7.465	0.07465	0.081091	9/9/2005	0.045631
12/31/1991	7.401	0.07401	0.081131	9/12/2005	0.045609
12/30/1991	7.44	0.0744	0.081176	9/13/2005	0.045585

12/27/1991	7.513	0.07513	0.08122	9/14/2005	0.045568
12/26/1991	7.508	0.07508	0.08126	9/15/2005	0.045552
12/25/1991	7.524	0.07524	0.081301	9/16/2005	0.04554
12/24/1991	7.523	0.07523	0.081342	9/19/2005	0.045527
12/23/1991	7.527	0.07527	0.081386	9/20/2005	0.045515
12/20/1991	7.589	0.07589	0.081426	9/21/2005	0.045502
12/19/1991	7.655	0.07655	0.081461	9/22/2005	0.045484
12/18/1991	7.758	0.07758	0.081488	9/23/2005	0.045469
12/17/1991	7.753	0.07753	0.081509	9/26/2005	0.045456
12/16/1991	7.753	0.07753	0.081535	9/27/2005	0.045443
12/13/1991	7.774	0.07774	0.081559	9/28/2005	0.045427
12/12/1991	7.753	0.07753	0.081585	9/29/2005	0.045412
12/11/1991	7.807	0.07807	0.081609	9/30/2005	0.045398
12/10/1991	7.787	0.07787	0.081632	10/3/2005	0.045383
12/9/1991	7.789	0.07789	0.081655	10/4/2005	0.045367
12/6/1991	7.806	0.07806	0.08168	10/5/2005	0.045349
12/5/1991	7.841	0.07841	0.081705	10/6/2005	0.045336
12/4/1991	7.849	0.07849	0.081723	10/7/2005	0.045322
12/3/1991	7.901	0.07901	0.081737	#####	0.04531
12/2/1991	7.906	0.07906	0.081749	#####	0.045296
11/29/1991	7.942	0.07942	0.081756	#####	0.045286
11/28/1991	7.968	0.07968	0.081762	#####	0.045279
11/27/1991	7.966	0.07966	0.081766	#####	0.045272
11/26/1991	7.948	0.07948	0.081769	#####	0.045267
11/25/1991	7.986	0.07986	0.081771	#####	0.045263
11/22/1991	7.981	0.07981	0.08177	#####	0.045259
11/21/1991	7.976	0.07976	0.08177	#####	0.045257
11/20/1991	7.902	0.07902	0.08177	#####	0.045251
11/19/1991	7.922	0.07922	0.081773	#####	0.045248
11/18/1991	7.848	0.07848	0.081775	#####	0.045251
11/15/1991	7.821	0.07821	0.08178	#####	0.045258
11/14/1991	7.817	0.07817	0.081787	#####	0.045263
11/13/1991	7.862	0.07862	0.081799	#####	0.045269
11/12/1991	7.788	0.07788	0.081806	#####	0.045277
11/11/1991	7.866	0.07866	0.081819	11/1/2005	0.045281
11/8/1991	7.872	0.07872	0.081828	11/2/2005	0.045288
11/7/1991	7.922	0.07922	0.081839	11/3/2005	0.045296
11/6/1991	7.998	0.07998	0.081852	11/4/2005	0.045308
11/5/1991	8.025	0.08025	0.081863	11/7/2005	0.04532
11/4/1991	7.952	0.07952	0.081872	11/8/2005	0.045328
11/1/1991	7.93	0.0793	0.081885	11/9/2005	0.045341
10/31/1991	7.914	0.07914	0.0819	#####	0.045348
10/30/1991	7.901	0.07901	0.081913	#####	0.045361
10/29/1991	7.894	0.07894	0.081927	#####	0.04538
10/28/1991	8.028	0.08028	0.081945	#####	0.045399
10/25/1991	8.046	0.08046	0.081954	#####	0.045414
10/24/1991	8.032	0.08032	0.08196	#####	0.045422
10/23/1991	8.075	0.08075	0.081968	#####	0.045432
10/22/1991	8.1	0.081	0.081985	#####	0.045443
10/21/1991	8.071	0.08071	0.081999	#####	0.045451
10/18/1991	7.955	0.07955	0.082014	#####	0.045461
10/17/1991	8.023	0.08023	0.082034	#####	0.045467
10/16/1991	7.881	0.07881	0.082049	#####	0.045467
10/15/1991	7.857	0.07857	0.082078	#####	0.045466
10/14/1991	7.873	0.07873	0.082104	#####	0.045466



10/11/1991	7.867	0.07867	0.082126	#####	0.045468
10/10/1991	7.964	0.07964	0.082143	12/1/2005	0.045471
10/9/1991	7.912	0.07912	0.082151	12/2/2005	0.045474
10/8/1991	7.824	0.07824	0.082167	12/5/2005	0.045476
10/7/1991	7.791	0.07791	0.082191	12/6/2005	0.045475
10/4/1991	7.783	0.07783	0.082214	12/7/2005	0.045474
10/3/1991	7.841	0.07841	0.082239	12/8/2005	0.04547
10/2/1991	7.828	0.07828	0.082265	12/9/2005	0.045474
10/1/1991	7.799	0.07799	0.082292	#####	0.04548
9/30/1991	7.809	0.07809	0.082316	#####	0.045481
9/27/1991	7.821	0.07821	0.082337	#####	0.045472
9/26/1991	7.88	0.0788	0.082355	#####	0.045468
9/25/1991	7.903	0.07903	0.082365	#####	0.04546
9/24/1991	7.882	0.07882	0.082379	#####	0.045453
9/23/1991	7.873	0.07873	0.082394	#####	0.045444
9/20/1991	7.892	0.07892	0.082407	#####	0.045438
9/19/1991	7.913	0.07913	0.082416	#####	0.04543
9/18/1991	7.919	0.07919	0.082424	#####	0.045417
9/17/1991	7.911	0.07911	0.082434	#####	0.0454
9/16/1991	7.93	0.0793	0.082448	#####	0.045381
9/13/1991	7.94	0.0794	0.082468	#####	0.045365
9/12/1991	7.923	0.07923	0.082487	#####	0.045349
9/11/1991	8.017	0.08017	0.082507	1/2/2006	0.045334
9/10/1991	8.006	0.08006	0.082525	1/3/2006	0.045317
9/9/1991	7.994	0.07994	0.082549	1/4/2006	0.045301
9/6/1991	8.015	0.08015	0.082573	1/5/2006	0.045289
9/5/1991	8.094	0.08094	0.082595	1/6/2006	0.045279
9/4/1991	8.06	0.0806	0.082612	1/9/2006	0.045271
9/3/1991	8.042	0.08042	0.08263	1/10/2006	0.045264
9/2/1991	8.051	0.08051	0.08265	1/11/2006	0.045258
8/30/1991	8.06	0.0806	0.082669	1/12/2006	0.045251
8/29/1991	8.005	0.08005	0.082687	1/13/2006	0.045238
8/28/1991	8.061	0.08061	0.08271	1/16/2006	0.045226
8/27/1991	8.152	0.08152	0.082732	1/17/2006	0.045215
8/26/1991	8.152	0.08152	0.082747	1/18/2006	0.045207
8/23/1991	8.125	0.08125	0.082766	1/19/2006	0.0452
8/22/1991	8.049	0.08049	0.082785	1/20/2006	0.045192
8/21/1991	8.061	0.08061	0.082809	1/23/2006	0.045189
8/20/1991	8.088	0.08088	0.082834	1/24/2006	0.045187
8/19/1991	8.111	0.08111	0.08286	1/25/2006	0.045192
8/16/1991	8.088	0.08088	0.08289	1/26/2006	0.0452
8/15/1991	8.088	0.08088	0.08292	1/27/2006	0.045202
8/14/1991	8.062	0.08062	0.082948	1/30/2006	0.045209
8/13/1991	8.169	0.08169	0.082976	1/31/2006	0.045215
8/12/1991	8.212	0.08212	0.083002	2/1/2006	0.045221
8/9/1991	8.22	0.0822	0.083025	2/2/2006	0.045229
8/8/1991	8.227	0.08227	0.083052	2/3/2006	0.045236
8/7/1991	8.18	0.0818	0.083082	2/6/2006	0.045241
8/6/1991	8.176	0.08176	0.083115	2/7/2006	0.045248
8/5/1991	8.226	0.08226	0.083145	2/8/2006	0.045258
8/2/1991	8.244	0.08244	0.083171	2/9/2006	0.045261
8/1/1991	8.358	0.08358	0.083198	2/10/2006	0.04526
7/31/1991	8.341	0.08341	0.08322	2/13/2006	0.045256
7/30/1991	8.379	0.08379	0.083241	2/14/2006	0.045254
7/29/1991	8.395	0.08395	0.083259	2/15/2006	0.045254



7/26/1991	8.388	0.08388	0.08328	2/16/2006	0.045255
7/25/1991	8.379	0.08379	0.083305	2/17/2006	0.045255
7/24/1991	8.416	0.08416	0.083331	2/20/2006	0.045256
7/23/1991	8.491	0.08491	0.083357	2/21/2006	0.045258
7/22/1991	8.469	0.08469	0.08338	2/22/2006	0.045258
7/19/1991	8.474	0.08474	0.083411	2/23/2006	0.045261
7/18/1991	8.474	0.08474	0.08344	2/24/2006	0.045266
7/17/1991	8.501	0.08501	0.083464	2/27/2006	0.045271
7/16/1991	8.453	0.08453	0.08348	2/28/2006	0.045278
7/15/1991	8.457	0.08457	0.083497	3/1/2006	0.045288
7/12/1991	8.442	0.08442	0.083514	3/2/2006	0.045297
7/11/1991	8.466	0.08466	0.083535	3/3/2006	0.045308
7/10/1991	8.513	0.08513	0.083553	3/6/2006	0.045323
7/9/1991	8.531	0.08531	0.08357	3/7/2006	0.045337
7/8/1991	8.499	0.08499	0.083591	3/8/2006	0.045357
7/5/1991	8.495	0.08495	0.083617	3/9/2006	0.045381
7/4/1991	8.425	0.08425	0.083648	3/10/2006	0.045407
7/3/1991	8.414	0.08414	0.083684	3/13/2006	0.045431
7/2/1991	8.437	0.08437	0.083722	3/14/2006	0.045453
7/1/1991	8.434	0.08434	0.083757	3/15/2006	0.045481
6/28/1991	8.406	0.08406	0.083787	3/16/2006	0.045505
6/27/1991	8.484	0.08484	0.083817	3/17/2006	0.045529
6/26/1991	8.514	0.08514	0.083846	3/20/2006	0.045548
6/25/1991	8.511	0.08511	0.083873	3/21/2006	0.045566
6/24/1991	8.508	0.08508	0.083899	3/22/2006	0.045582
6/21/1991	8.51	0.0851	0.083921	3/23/2006	0.0456
6/20/1991	8.465	0.08465	0.083943	3/24/2006	0.045616
6/19/1991	8.507	0.08507	0.083966	3/27/2006	0.045634
6/18/1991	8.517	0.08517	0.083989	3/28/2006	0.045654
6/17/1991	8.498	0.08498	0.084008	3/29/2006	0.04568
6/14/1991	8.47	0.0847	0.084031	3/30/2006	0.045713
6/13/1991	8.514	0.08514	0.084056	3/31/2006	0.045745
6/12/1991	8.548	0.08548	0.084081	4/3/2006	0.045778
6/11/1991	8.476	0.08476	0.084104	4/4/2006	0.045814
6/10/1991	8.477	0.08477	0.08413	4/5/2006	0.045847
6/7/1991	8.476	0.08476	0.084155	4/6/2006	0.045883
6/6/1991	8.393	0.08393	0.084177	4/7/2006	0.045926
6/5/1991	8.393	0.08393	0.084209	4/10/2006	0.045962
6/4/1991	8.339	0.08339	0.08424	4/11/2006	0.045997
6/3/1991	8.34	0.0834	0.084281	4/12/2006	0.046032
5/31/1991	8.265	0.08265	0.08432	4/13/2006	0.046071
5/30/1991	8.22	0.0822	0.08436	4/14/2006	0.046111
5/29/1991	8.281	0.08281	0.084396	4/17/2006	0.046148
5/28/1991	8.281	0.08281	0.084427	4/18/2006	0.046185
5/27/1991	8.297	0.08297	0.084461	4/19/2006	0.046221
5/24/1991	8.306	0.08306	0.084491	4/20/2006	0.046259
5/23/1991	8.306	0.08306	0.084514	4/21/2006	0.046293
5/22/1991	8.276	0.08276	0.084538	4/24/2006	0.046326
5/21/1991	8.251	0.08251	0.084564	4/25/2006	0.04636
5/20/1991	8.281	0.08281	0.08459	4/26/2006	0.046398
5/17/1991	8.279	0.08279	0.084614	4/27/2006	0.046437
5/16/1991	8.336	0.08336	0.084642	4/28/2006	0.04647
5/15/1991	8.334	0.08334	0.084668	5/1/2006	0.046509
5/14/1991	8.339	0.08339	0.084691	5/2/2006	0.046546
5/13/1991	8.263	0.08263	0.084702	5/3/2006	0.046586

5/10/1991	8.306	0.08306	0.084712	5/4/2006	0.046624
5/9/1991	8.214	0.08214	0.084714	5/5/2006	0.046664
5/8/1991	8.229	0.08229	0.084724	5/8/2006	0.046699
5/7/1991	8.245	0.08245	0.084733	5/9/2006	0.046734
5/6/1991	8.215	0.08215	0.084744	5/10/2006	0.046766
5/3/1991	8.227	0.08227	0.08476	5/11/2006	0.046803
5/2/1991	8.122	0.08122	0.084776	5/12/2006	0.046842
5/1/1991	8.17	0.0817	0.084799	5/15/2006	0.046877
4/30/1991	8.182	0.08182	0.084819	5/16/2006	0.046907
4/29/1991	8.229	0.08229	0.084836	5/17/2006	0.046942
4/26/1991	8.211	0.08211	0.084853	5/18/2006	0.046971
4/25/1991	8.239	0.08239	0.084869	5/19/2006	0.047002
4/24/1991	8.215	0.08215	0.08488	5/22/2006	0.047037
4/23/1991	8.271	0.08271	0.084892	5/23/2006	0.047068
4/22/1991	8.295	0.08295	0.084901	5/24/2006	0.047104
4/19/1991	8.245	0.08245	0.084911	5/25/2006	0.047139
4/18/1991	8.181	0.08181	0.084927	5/26/2006	0.047176
4/17/1991	8.106	0.08106	0.084946	5/29/2006	0.047212
4/16/1991	8.117	0.08117	0.084968	5/30/2006	0.04725
4/15/1991	8.13	0.0813	0.084987	5/31/2006	0.047292
4/12/1991	8.153	0.08153	0.085001	6/1/2006	0.047332
4/11/1991	8.255	0.08255	0.085012	6/2/2006	0.047368
4/10/1991	8.262	0.08262	0.085019	6/5/2006	0.047405
4/9/1991	8.204	0.08204	0.085026	6/6/2006	0.047441
4/8/1991	8.158	0.08158	0.085036	6/7/2006	0.04748
4/5/1991	8.166	0.08166	0.08505	6/8/2006	0.04752
4/4/1991	8.182	0.08182	0.085065	6/9/2006	0.047556
4/3/1991	8.242	0.08242	0.085082	6/12/2006	0.047592
4/2/1991	8.216	0.08216	0.085098	6/13/2006	0.047628
4/1/1991	8.257	0.08257	0.085111	6/14/2006	0.047665
3/29/1991	8.246	0.08246	0.085123	6/15/2006	0.0477
3/28/1991	8.236	0.08236	0.085136	6/16/2006	0.047737
3/27/1991	8.255	0.08255	0.085148	6/19/2006	0.047776
3/26/1991	8.305	0.08305	0.085159	6/20/2006	0.047813
3/25/1991	8.32	0.0832	0.085165	6/21/2006	0.047852
3/22/1991	8.308	0.08308	0.085166	6/22/2006	0.047892
3/21/1991	8.329	0.08329	0.08517	6/23/2006	0.047929
3/20/1991	8.343	0.08343	0.085176	6/26/2006	0.047964
3/19/1991	8.403	0.08403	0.085181	6/27/2006	0.047998
3/18/1991	8.332	0.08332	0.085183	6/28/2006	0.048036
3/15/1991	8.288	0.08288	0.085188	6/29/2006	0.048076
3/14/1991	8.201	0.08201	0.085196	6/30/2006	0.048112
3/13/1991	8.185	0.08185	0.085208	7/3/2006	0.048146
3/12/1991	8.267	0.08267	0.08522	7/4/2006	0.048178
3/11/1991	8.222	0.08222	0.085228	7/5/2006	0.048214
3/8/1991	8.31	0.0831	0.085246	7/6/2006	0.04825
3/7/1991	8.222	0.08222	0.08526	7/7/2006	0.048282
3/6/1991	8.279	0.08279	0.08528	7/10/2006	0.048312
3/5/1991	8.242	0.08242	0.0853	7/11/2006	0.048338
3/4/1991	8.294	0.08294	0.085321	7/12/2006	0.048365
3/1/1991	8.288	0.08288	0.085337	7/13/2006	0.048392
2/28/1991	8.203	0.08203	0.085351	7/14/2006	0.048417
2/27/1991	8.143	0.08143	0.085372	7/17/2006	0.048444
2/26/1991	8.133	0.08133	0.085399	7/18/2006	0.048474
2/25/1991	8.049	0.08049	0.085427	7/19/2006	0.048499

2/22/1991	8.061	0.08061	0.085458	7/20/2006	0.04852
2/21/1991	8.04	0.0804	0.085486	7/21/2006	0.04854
2/20/1991	8.04	0.0804	0.085515	7/24/2006	0.04856
2/19/1991	7.99	0.0799	0.085542	7/25/2006	0.048581
2/18/1991	7.954	0.07954	0.085575	7/26/2006	0.048601
2/15/1991	7.977	0.07977	0.085619	7/27/2006	0.048621
2/14/1991	7.989	0.07989	0.085664	7/28/2006	0.048642
2/13/1991	7.955	0.07955	0.085706	7/31/2006	0.048665
2/12/1991	7.958	0.07958	0.08575	8/1/2006	0.048685
2/11/1991	7.961	0.07961	0.085793	8/2/2006	0.048701
2/8/1991	7.958	0.07958	0.085844	8/3/2006	0.048713
2/7/1991	8.057	0.08057	0.085897	8/4/2006	0.048725
2/6/1991	8.007	0.08007	0.085946	8/7/2006	0.048736
2/5/1991	8.031	0.08031	0.085996	8/8/2006	0.048749
2/4/1991	8.046	0.08046	0.086045	8/9/2006	0.048764
2/1/1991	8.091	0.08091	0.086095	8/10/2006	0.048778
1/31/1991	8.195	0.08195	0.086139	8/11/2006	0.04879
1/30/1991	8.222	0.08222	0.086178	8/14/2006	0.048803
1/29/1991	8.203	0.08203	0.086215	8/15/2006	0.048814
1/28/1991	8.214	0.08214	0.086252	8/16/2006	0.048826
1/25/1991	8.227	0.08227	0.086283	8/17/2006	0.048834
1/24/1991	8.16	0.0816	0.086314	8/18/2006	0.048846
1/23/1991	8.199	0.08199	0.086342	8/21/2006	0.048857
1/22/1991	8.248	0.08248	0.086364	8/22/2006	0.048864
1/21/1991	8.206	0.08206	0.08638	8/23/2006	0.048874
1/18/1991	8.167	0.08167	0.0864	8/24/2006	0.048888
1/17/1991	8.196	0.08196	0.08642	8/25/2006	0.048902
1/16/1991	8.403	0.08403	0.08644	8/28/2006	0.048914
1/15/1991	8.394	0.08394	0.086447	8/29/2006	0.048927
1/14/1991	8.365	0.08365	0.086453	8/30/2006	0.04894
1/11/1991	8.358	0.08358	0.086461	8/31/2006	0.048949
1/10/1991	8.326	0.08326	0.086469	9/1/2006	0.048957
1/9/1991	8.456	0.08456	0.086483	9/4/2006	0.048968
1/8/1991	8.373	0.08373	0.086492	9/5/2006	0.048983
1/7/1991	8.318	0.08318	0.086504	9/6/2006	0.048996
1/4/1991	8.207	0.08207	0.086518	9/7/2006	0.049008
1/3/1991	8.11	0.0811	0.086531	9/8/2006	0.049018
12/31/1990	8.249	0.08249	0.086549	9/11/2006	0.04903
12/28/1990	8.298	0.08298	0.086559	9/12/2006	0.049037
12/27/1990	8.244	0.08244	0.086568	9/13/2006	0.049048
12/26/1990	8.291	0.08291	0.08658	9/14/2006	0.049058
12/25/1990	8.357	0.08357	0.08659	9/15/2006	0.04907
12/24/1990	8.361	0.08361	0.086595	9/18/2006	0.04908
12/21/1990	8.281	0.08281	0.086604	9/19/2006	0.049085
12/20/1990	8.232	0.08232	0.086617	9/20/2006	0.049092
12/19/1990	8.181	0.08181	0.086636	9/21/2006	0.049097
12/18/1990	8.086	0.08086	0.086657	9/22/2006	0.0491
12/17/1990	8.184	0.08184	0.086689	9/25/2006	0.049102
12/14/1990	8.188	0.08188	0.08671	9/26/2006	0.049106
12/13/1990	8.124	0.08124	0.086732	9/27/2006	0.04911
12/12/1990	8.062	0.08062	0.086754	9/28/2006	0.049114
12/11/1990	8.074	0.08074	0.08678	9/29/2006	0.049122
12/10/1990	8.131	0.08131	0.086805	10/2/2006	0.049132
12/7/1990	8.184	0.08184	0.086831	10/3/2006	0.049145
12/6/1990	8.333	0.08333	0.086849	10/4/2006	0.049154

12/5/1990	8.329	0.08329	0.086863	10/5/2006	0.049167
12/4/1990	8.321	0.08321	0.086874	10/6/2006	0.049182
12/3/1990	8.362	0.08362	0.08688	10/9/2006	0.049197
11/30/1990	8.486	0.08486	0.086886	#####	0.049213
11/29/1990	8.486	0.08486	0.08689	#####	0.049232
11/28/1990	8.443	0.08443	0.086894	#####	0.04925
11/27/1990	8.437	0.08437	0.086903	#####	0.049269
11/26/1990	8.429	0.08429	0.086915	#####	0.049286
11/23/1990	8.447	0.08447	0.086919	#####	0.049301
11/22/1990	8.425	0.08425	0.08692	#####	0.049313
11/21/1990	8.42	0.0842	0.086921	#####	0.04933
11/20/1990	8.461	0.08461	0.086921	#####	0.049349
11/19/1990	8.512	0.08512	0.086917	#####	0.04937
11/16/1990	8.45	0.0845	0.086913	#####	0.049392
11/15/1990	8.515	0.08515	0.086907	#####	0.04941
11/14/1990	8.515	0.08515	0.086906	#####	0.049425
11/13/1990	8.532	0.08532	0.086907	#####	0.049439
11/12/1990	8.549	0.08549	0.08691	#####	0.049451
11/9/1990	8.622	0.08622	0.086909	#####	0.049458
11/8/1990	8.71	0.0871	0.086903	11/1/2006	0.04946
11/7/1990	8.694	0.08694	0.086889	11/2/2006	0.049461
11/6/1990	8.635	0.08635	0.086877	11/3/2006	0.049467
11/5/1990	8.622	0.08622	0.086873	11/6/2006	0.049471
11/2/1990	8.689	0.08689	0.086871	11/7/2006	0.049475
11/1/1990	8.685	0.08685	0.086862	11/8/2006	0.049476
10/31/1990	8.759	0.08759	0.086851	11/9/2006	0.049478
10/30/1990	8.82	0.0882	0.086833	#####	0.049481
10/29/1990	8.838	0.08838	0.086812	#####	0.049485
10/26/1990	8.775	0.08775	0.086786	#####	0.049485
10/25/1990	8.753	0.08753	0.08676	#####	0.049487
10/24/1990	8.775	0.08775	0.08674	#####	0.049491
10/23/1990	8.799	0.08799	0.086713	#####	0.049498
10/22/1990	8.753	0.08753	0.086686	#####	0.049504
10/19/1990	8.753	0.08753	0.086658	#####	0.049508
10/18/1990	8.819	0.08819	0.086628	#####	0.049511
10/17/1990	8.885	0.08885	0.086593	#####	0.049515
10/16/1990	8.893	0.08893	0.086553	#####	0.049522
10/15/1990	8.937	0.08937	0.086513	#####	0.049527
10/12/1990	8.958	0.08958	0.086471	#####	0.04953
10/11/1990	9.08	0.0908	0.086426	#####	0.049537
10/10/1990	9.055	0.09055	0.086374	#####	0.04954
10/9/1990	8.963	0.08963	0.086323	12/1/2006	0.049541
10/8/1990	8.819	0.08819	0.086274	12/4/2006	0.04954
10/5/1990	8.789	0.08789	0.086232	12/5/2006	0.049544
10/4/1990	8.79	0.0879	0.086191	12/6/2006	0.049546
10/3/1990	8.865	0.08865	0.08615	12/7/2006	0.049545
10/2/1990	8.825	0.08825	0.086106	12/8/2006	0.049545
10/1/1990	8.853	0.08853	0.086059	#####	0.049539
9/28/1990	8.949	0.08949	0.086009	#####	0.049534
9/27/1990	9.019	0.09019	0.085953	#####	0.049533
9/26/1990	9.126	0.09126	0.085894	#####	0.049533
9/25/1990	9.146	0.09146	0.08583	#####	0.049531
9/24/1990	9.172	0.09172	0.085765	#####	0.049529
9/21/1990	9.123	0.09123	0.085699	#####	0.04953
9/20/1990	9.036	0.09036	0.085637	#####	0.049529

9/19/1990	9.014	0.09014	0.08558	#####	0.049528
9/18/1990	9.058	0.09058	0.085524	#####	0.04953
9/17/1990	9.06	0.0906	0.085465	#####	0.049533
9/14/1990	9.022	0.09022	0.085408	#####	0.049533
9/13/1990	8.951	0.08951	0.085352	#####	0.049535
9/12/1990	8.947	0.08947	0.085299	#####	0.049538
9/11/1990	8.927	0.08927	0.085245	#####	0.049544
9/10/1990	8.964	0.08964	0.085193	1/1/2007	0.049548
9/7/1990	8.913	0.08913	0.085139	1/2/2007	0.049548
9/6/1990	8.948	0.08948	0.085089	1/3/2007	0.049544
9/5/1990	8.965	0.08965	0.085037	1/4/2007	0.049534
9/4/1990	9.018	0.09018	0.084985	1/5/2007	0.049527
9/3/1990	9.018	0.09018	0.084927	1/8/2007	0.049519
8/31/1990	8.984	0.08984	0.08487	1/9/2007	0.04951
8/30/1990	8.975	0.08975	0.084814	1/10/2007	0.049504
8/29/1990	8.926	0.08926	0.084761	1/11/2007	0.049496
8/28/1990	9.039	0.09039	0.08471	1/12/2007	0.049486
8/27/1990	9.006	0.09006	0.084655	1/15/2007	0.049478
8/24/1990	9.155	0.09155	0.084598	1/16/2007	0.04947
8/23/1990	9.128	0.09128	0.084533	1/17/2007	0.049461
8/22/1990	9.054	0.09054	0.084471	1/18/2007	0.049447
8/21/1990	8.937	0.08937	0.084412	1/19/2007	0.049435
8/20/1990	8.919	0.08919	0.08436	1/22/2007	0.049423
8/17/1990	8.943	0.08943	0.084309	1/23/2007	0.049415
8/16/1990	8.908	0.08908	0.084255	1/24/2007	0.049404
8/15/1990	8.759	0.08759	0.084204	1/25/2007	0.049396
8/14/1990	8.783	0.08783	0.084163	1/26/2007	0.049389
8/13/1990	8.807	0.08807	0.084121	1/29/2007	0.049386
8/10/1990	8.777	0.08777	0.084074	1/30/2007	0.049377
8/9/1990	8.756	0.08756	0.084029	1/31/2007	0.049364
8/8/1990	8.841	0.08841	0.083987	2/1/2007	0.049352
8/7/1990	8.842	0.08842	0.083941	2/2/2007	0.04934
8/6/1990	8.802	0.08802	0.083896	2/5/2007	0.049324
8/3/1990	8.555	0.08555	0.08385	2/6/2007	0.049307
8/2/1990	8.458	0.08458	0.083817	2/7/2007	0.049288
8/1/1990	8.353	0.08353	0.083788	2/8/2007	0.049268
7/31/1990	8.411	0.08411	0.083767	2/9/2007	0.049252
7/30/1990	8.405	0.08405	0.083746	2/12/2007	0.049237
7/27/1990	8.478	0.08478	0.083724	2/13/2007	0.049222
7/26/1990	8.538	0.08538	0.083702	2/14/2007	0.049204
7/25/1990	8.545	0.08545	0.083676	2/15/2007	0.049183
7/24/1990	8.585	0.08585	0.083648	2/16/2007	0.049156
7/23/1990	8.553	0.08553	0.083612	2/19/2007	0.049132
7/20/1990	8.538	0.08538	0.083587	2/20/2007	0.049111
7/19/1990	8.553	0.08553	0.083562	2/21/2007	0.049087
7/18/1990	8.545	0.08545	0.083535	2/22/2007	0.04907
7/17/1990	8.459	0.08459	0.083508	2/23/2007	0.049052
7/16/1990	8.456	0.08456	0.083486	2/26/2007	0.049032
7/13/1990	8.449	0.08449	0.083466	2/27/2007	0.049008
7/12/1990	8.497	0.08497	0.083452	2/28/2007	0.048985
7/11/1990	8.561	0.08561	0.083435	3/1/2007	0.04896
7/10/1990	8.555	0.08555	0.083418	3/2/2007	0.048935
7/9/1990	8.545	0.08545	0.083402	3/5/2007	0.048909
7/6/1990	8.505	0.08505	0.083387	3/6/2007	0.048882
7/5/1990	8.404	0.08404	0.083374	3/7/2007	0.048852



7/4/1990	8.383	0.08383	0.083368	3/8/2007	0.048825
7/3/1990	8.388	0.08388	0.083363	3/9/2007	0.048807
7/2/1990	8.399	0.08399	0.083354	3/12/2007	0.048786
6/29/1990	8.4	0.084	0.083343	3/13/2007	0.048765
6/28/1990	8.439	0.08439	0.083331	3/14/2007	0.048746
6/27/1990	8.48	0.0848	0.083314	3/15/2007	0.048728
6/26/1990	8.51	0.0851	0.083294	3/16/2007	0.048711
6/25/1990	8.565	0.08565	0.083272	3/19/2007	0.048696
6/22/1990	8.48	0.0848	0.083249	3/20/2007	0.048681
6/21/1990	8.492	0.08492	0.083232	3/21/2007	0.048662
6/20/1990	8.513	0.08513	0.083213	3/22/2007	0.048644
6/19/1990	8.48	0.0848	0.08319	3/23/2007	0.048626
6/18/1990	8.461	0.08461	0.083171	3/26/2007	0.048607
6/15/1990	8.424	0.08424	0.083153	3/27/2007	0.048587
6/14/1990	8.345	0.08345	0.083137	3/28/2007	0.048569
6/13/1990	8.383	0.08383	0.083126	3/29/2007	0.048549
6/12/1990	8.457	0.08457	0.083114	3/30/2007	0.048529
6/11/1990	8.447	0.08447	0.083098	4/2/2007	0.048507
6/8/1990	8.443	0.08443	0.083086	4/3/2007	0.048488
6/7/1990	8.426	0.08426	0.083072	4/4/2007	0.048466
6/6/1990	8.442	0.08442	0.083061	4/5/2007	0.048447
6/5/1990	8.449	0.08449	0.083051	4/6/2007	0.048434
6/4/1990	8.425	0.08425	0.083038	4/9/2007	0.04842
6/1/1990	8.419	0.08419	0.083024	4/10/2007	0.048405
5/31/1990	8.578	0.08578	0.083012	4/11/2007	0.048387
5/30/1990	8.594	0.08594	0.082996	4/12/2007	0.048371
5/29/1990	8.618	0.08618	0.082975	4/13/2007	0.048359
5/28/1990	8.679	0.08679	0.082952	4/16/2007	0.048345
5/25/1990	8.668	0.08668	0.082926	4/17/2007	0.04833
5/24/1990	8.611	0.08611	0.082898	4/18/2007	0.048314
5/23/1990	8.575	0.08575	0.082875	4/19/2007	0.0483
5/22/1990	8.613	0.08613	0.082859	4/20/2007	0.048286
5/21/1990	8.688	0.08688	0.082833	4/23/2007	0.048273
5/18/1990	8.702	0.08702	0.082802	4/24/2007	0.048255
5/17/1990	8.655	0.08655	0.082774	4/25/2007	0.048241
5/16/1990	8.639	0.08639	0.082745	4/26/2007	0.048231
5/15/1990	8.616	0.08616	0.082717	4/27/2007	0.048221
5/14/1990	8.579	0.08579	0.082691	4/30/2007	0.048206
5/11/1990	8.641	0.08641	0.082657	5/1/2007	0.048191
5/10/1990	8.847	0.08847	0.082616	5/2/2007	0.048177
5/9/1990	8.868	0.08868	0.082566	5/3/2007	0.048164
5/8/1990	8.825	0.08825	0.082519	5/4/2007	0.04815
5/7/1990	8.841	0.08841	0.082477	5/7/2007	0.048136
5/4/1990	8.816	0.08816	0.082436	5/8/2007	0.048123
5/3/1990	8.973	0.08973	0.082401	5/9/2007	0.048112
5/2/1990	9.034	0.09034	0.082358	5/10/2007	0.048101
5/1/1990	9.034	0.09034	0.082313	5/11/2007	0.048094
4/30/1990	8.994	0.08994	0.082268	5/14/2007	0.048088
4/27/1990	9.021	0.09021	0.082225	5/15/2007	0.04808
4/26/1990	9.041	0.09041	0.082181	5/16/2007	0.048072
4/25/1990	8.983	0.08983	0.082139	5/17/2007	0.048064
4/24/1990	8.961	0.08961	0.082096	5/18/2007	0.048057
4/23/1990	8.961	0.08961	0.082052	5/21/2007	0.048048
4/20/1990	8.943	0.08943	0.082006	5/22/2007	0.048045
4/19/1990	8.847	0.08847	0.081961	5/23/2007	0.048046



4/18/1990	8.844	0.08844	0.081919	5/24/2007	0.048045
4/17/1990	8.717	0.08717	0.081878	5/25/2007	0.048046
4/16/1990	8.637	0.08637	0.081844	5/28/2007	0.048049
4/13/1990	8.576	0.08576	0.081816	5/29/2007	0.048052
4/12/1990	8.594	0.08594	0.081794	5/30/2007	0.048055
4/11/1990	8.575	0.08575	0.081768	5/31/2007	0.048059
4/10/1990	8.589	0.08589	0.081741	6/1/2007	0.048065
4/9/1990	8.548	0.08548	0.081716	6/4/2007	0.04807
4/6/1990	8.521	0.08521	0.081696	6/5/2007	0.048078
4/5/1990	8.519	0.08519	0.081674	6/6/2007	0.048087
4/4/1990	8.509	0.08509	0.081655	6/7/2007	0.048105
4/3/1990	8.615	0.08615	0.08164	6/8/2007	0.048121
4/2/1990	8.631	0.08631	0.081625	6/11/2007	0.048141
3/30/1990	8.626	0.08626	0.081611	6/12/2007	0.048164
3/29/1990	8.585	0.08585	0.081593	6/13/2007	0.048181
3/28/1990	8.463	0.08463	0.081581	6/14/2007	0.048199
3/27/1990	8.47	0.0847	0.081573	6/15/2007	0.048216
3/26/1990	8.463	0.08463	0.081564	6/18/2007	0.048232
3/23/1990	8.478	0.08478	0.081549	6/19/2007	0.048246
3/22/1990	8.486	0.08486	0.081536	6/20/2007	0.048264
3/21/1990	8.493	0.08493	0.081519	6/21/2007	0.048283
3/20/1990	8.457	0.08457	0.081501	6/22/2007	0.0483
3/19/1990	8.534	0.08534	0.081493	6/25/2007	0.048314
3/16/1990	8.54	0.0854	0.081482	6/26/2007	0.048331
3/15/1990	8.615	0.08615	0.081475	6/27/2007	0.048348
3/14/1990	8.605	0.08605	0.081466	6/28/2007	0.04837
3/13/1990	8.713	0.08713	0.081459	6/29/2007	0.048389
3/12/1990	8.615	0.08615	0.081453	7/2/2007	0.048409
3/9/1990	8.624	0.08624	0.081452	7/3/2007	0.048431
3/8/1990	8.552	0.08552	0.081452	7/4/2007	0.048451
3/7/1990	8.598	0.08598	0.081454	7/5/2007	0.048475
3/6/1990	8.571	0.08571	0.081455	7/6/2007	0.0485
3/5/1990	8.651	0.08651	0.081461	7/9/2007	0.048524
3/2/1990	8.548	0.08548	0.081459	7/10/2007	0.048543
3/1/1990	8.605	0.08605	0.081463	7/11/2007	0.048566
2/28/1990	8.542	0.08542	0.081462	7/12/2007	0.048589
2/27/1990	8.447	0.08447	0.081471	7/13/2007	0.048607
2/26/1990	8.484	0.08484	0.081487	7/16/2007	0.048621
2/23/1990	8.557	0.08557	0.081503	7/17/2007	0.048634
2/22/1990	8.566	0.08566	0.081516	7/18/2007	0.048645
2/21/1990	8.641	0.08641	0.08153	7/19/2007	0.048655
2/20/1990	8.659	0.08659	0.08154	7/20/2007	0.048661
2/19/1990	8.521	0.08521	0.08156	7/23/2007	0.048669
2/16/1990	8.46	0.0846	0.081589	7/24/2007	0.048675
2/15/1990	8.457	0.08457	0.081621	7/25/2007	0.048682
2/14/1990	8.413	0.08413	0.081647	7/26/2007	0.048685
2/13/1990	8.383	0.08383	0.081674	7/27/2007	0.048686
2/12/1990	8.43	0.0843	0.081705	7/30/2007	0.048686
2/9/1990	8.331	0.08331	0.081733	7/31/2007	0.048684
2/8/1990	8.483	0.08483	0.081763	8/1/2007	0.048686
2/7/1990	8.544	0.08544	0.081789	8/2/2007	0.04869
2/6/1990	8.588	0.08588	0.081808	8/3/2007	0.048693
2/5/1990	8.535	0.08535	0.081824	8/6/2007	0.048699
2/2/1990	8.51	0.0851	0.081845	8/7/2007	0.04871
2/1/1990	8.429	0.08429	0.081867	8/8/2007	0.048728

1/31/1990	8.452	0.08452	0.081895	8/9/2007	0.048743
1/30/1990	8.545	0.08545	0.081921	8/10/2007	0.048754
1/29/1990	8.578	0.08578	0.081945	8/13/2007	0.048765
1/26/1990	8.522	0.08522	0.081963	8/14/2007	0.048777
1/25/1990	8.457	0.08457	0.081984	8/15/2007	0.048792
1/24/1990	8.411	0.08411	0.082014	8/16/2007	0.048803
1/23/1990	8.391	0.08391	0.082045	8/17/2007	0.048818
1/22/1990	8.309	0.08309	0.082083	8/20/2007	0.048831
1/19/1990	8.27	0.0827	0.082123	8/21/2007	0.048845
1/18/1990	8.338	0.08338	0.082164	8/22/2007	0.048858
1/17/1990	8.248	0.08248	0.082202	8/23/2007	0.048868
1/16/1990	8.254	0.08254	0.082245	8/24/2007	0.048878
1/15/1990	8.185	0.08185	0.082285	8/27/2007	0.048887
1/12/1990	8.171	0.08171	0.082327	8/28/2007	0.048896
1/11/1990	8.115	0.08115	0.082369	8/29/2007	0.048907
1/10/1990	8.085	0.08085	0.082416	8/30/2007	0.048916
1/9/1990	8.094	0.08094	0.082467	8/31/2007	0.048926
1/8/1990	8.094	0.08094	0.082519	9/3/2007	0.048937
1/5/1990	8.056	0.08056	0.08257	9/4/2007	0.048948
1/4/1990	8.035	0.08035	0.082627	9/5/2007	0.048956
1/3/1990	8.034	0.08034	0.082686	9/6/2007	0.048968
1/2/1990	7.99	0.0799	0.082746	9/7/2007	0.048975
12/29/1989	7.978	0.07978	0.082808	9/10/2007	0.04898
12/28/1989	7.961	0.07961	0.082873	9/11/2007	0.048984
12/27/1989	7.98	0.0798	0.082942	9/12/2007	0.048989
12/26/1989	7.986	0.07986	0.083007	9/13/2007	0.048995
12/22/1989	7.874	0.07874	0.083063	9/14/2007	0.048998
12/21/1989	7.852	0.07852	0.083126	9/17/2007	0.049002
12/20/1989	7.839	0.07839	0.083189	9/18/2007	0.04901
12/19/1989	7.842	0.07842	0.083255	9/19/2007	0.049016
12/18/1989	7.839	0.07839	0.08332	9/20/2007	0.049029
12/15/1989	7.851	0.07851	0.083381	9/21/2007	0.049038
12/14/1989	7.852	0.07852	0.083441	9/24/2007	0.049046
12/13/1989	7.882	0.07882	0.083502	9/25/2007	0.049056
12/12/1989	7.892	0.07892	0.083562	9/26/2007	0.049064
12/11/1989	7.891	0.07891	0.083623	9/27/2007	0.049071
12/8/1989	7.879	0.07879	0.083684	9/28/2007	0.049075
12/7/1989	7.919	0.07919	0.08375	10/1/2007	0.049076
12/6/1989	7.908	0.07908	0.083809	10/2/2007	0.049078
12/5/1989	7.882	0.07882	0.083872	10/3/2007	0.049079
12/4/1989	7.875	0.07875	0.083937	10/4/2007	0.049077
12/1/1989	7.879	0.07879	0.084	10/5/2007	0.049079
11/30/1989	7.89	0.0789	0.084062	10/8/2007	0.049082
11/29/1989	7.923	0.07923	0.08412	10/9/2007	0.049086
11/28/1989	7.908	0.07908	0.084176	#####	0.049091
11/27/1989	7.912	0.07912	0.084233	#####	0.049099
11/24/1989	7.872	0.07872	0.084292	#####	0.049107
11/23/1989	7.87	0.0787	0.084353	#####	0.049116
11/22/1989	7.871	0.07871	0.084413	#####	0.049124
11/21/1989	7.899	0.07899	0.084471	#####	0.049127
11/20/1989	7.917	0.07917	0.084526	#####	0.049125
11/17/1989	7.929	0.07929	0.084572	#####	0.049116
11/16/1989	7.864	0.07864	0.084615	#####	0.049107
11/15/1989	7.858	0.07858	0.084664	#####	0.0491
11/14/1989	7.884	0.07884	0.084712	#####	0.049089

11/13/1989	7.884	0.07884	0.084759	#####	0.049081
11/10/1989	7.895	0.07895	0.084805	#####	0.049072
11/9/1989	7.895	0.07895	0.084851	#####	0.049063
11/8/1989	7.878	0.07878	0.084897	#####	0.049052
11/7/1989	7.872	0.07872	0.084941	#####	0.049044
11/6/1989	7.952	0.07952	0.084987	11/1/2007	0.049027
11/3/1989	7.934	0.07934	0.085031	11/2/2007	0.049009
11/2/1989	7.874	0.07874	0.085073	11/5/2007	0.048991
11/1/1989	7.879	0.07879	0.085122	11/6/2007	0.048975
10/31/1989	7.906	0.07906	0.085172	11/7/2007	0.048963
10/30/1989	7.923	0.07923	0.08522	11/8/2007	0.048949
10/27/1989	7.942	0.07942	0.085264	11/9/2007	0.048934
10/26/1989	7.883	0.07883	0.085312	#####	0.048918
10/25/1989	7.887	0.07887	0.085361	#####	0.048906
10/24/1989	7.889	0.07889	0.085416	#####	0.048893
10/23/1989	7.936	0.07936	0.085474	#####	0.048877
10/20/1989	7.98	0.0798	0.085529	#####	0.04886
10/19/1989	7.961	0.07961	0.085582	#####	0.04884
10/18/1989	8.039	0.08039	0.085636	#####	0.04882
10/17/1989	8.03	0.0803	0.085688	#####	0.048801
10/16/1989	7.974	0.07974	0.085741	#####	0.048784
10/13/1989	7.871	0.07871	0.085796	#####	0.048766
10/12/1989	8.046	0.08046	0.085852	#####	0.048741
10/11/1989	8.055	0.08055	0.0859	#####	0.04872
10/10/1989	8.011	0.08011	0.085948	#####	0.048702
10/9/1989	8	0.08	0.085995	#####	0.048677
10/6/1989	8.009	0.08009	0.08604	#####	0.048657
10/5/1989	8.071	0.08071	0.086086	12/3/2007	0.048637
10/4/1989	8.163	0.08163	0.08613	12/4/2007	0.048623
10/3/1989	8.162	0.08162	0.086169	12/5/2007	0.048611
10/2/1989	8.216	0.08216	0.086213	12/6/2007	0.048601
9/29/1989	8.236	0.08236	0.086254	12/7/2007	0.048598
9/28/1989	8.246	0.08246	0.086295	#####	0.048597
9/27/1989	8.246	0.08246	0.086335	#####	0.048588
9/26/1989	8.286	0.08286	0.086371	#####	0.048583
9/25/1989	8.286	0.08286	0.086404	#####	0.048581
9/22/1989	8.192	0.08192	0.086437	#####	0.048578
9/21/1989	8.185	0.08185	0.086476	#####	0.048572
9/20/1989	8.165	0.08165	0.086515	#####	0.048566
9/19/1989	8.088	0.08088	0.086554	#####	0.048553
9/18/1989	8.09	0.0809	0.086605	#####	0.048543
9/15/1989	8.076	0.08076	0.086659	#####	0.048537
9/14/1989	8.098	0.08098	0.086707	#####	0.048532
9/13/1989	8.147	0.08147	0.086755	#####	0.048527
9/12/1989	8.1	0.081	0.086804	#####	0.048525
9/11/1989	8.066	0.08066	0.086856	#####	0.048517
9/8/1989	8.082	0.08082	0.086911	#####	0.048501
9/7/1989	8.116	0.08116	0.086962	#####	0.048484
9/6/1989	8.101	0.08101	0.087012	1/1/2008	0.048467
9/5/1989	8.13	0.0813	0.087062	1/2/2008	0.048443
9/4/1989	8.139	0.08139	0.087111	1/3/2008	0.048419
9/1/1989	8.129	0.08129	0.087163	1/4/2008	0.048395
8/31/1989	8.204	0.08204	0.087212	1/7/2008	0.04837
8/30/1989	8.177	0.08177	0.087252	1/8/2008	0.048344
8/29/1989	8.205	0.08205	0.087293	1/9/2008	0.048318

8/28/1989	8.231	0.08231	0.087332	1/10/2008	0.048297
8/25/1989	8.19	0.0819	0.08737	1/11/2008	0.04827
8/24/1989	8.155	0.08155	0.087407	1/14/2008	0.048242
8/23/1989	8.17	0.0817	0.087447	1/15/2008	0.04821
8/22/1989	8.251	0.08251	0.087484	1/16/2008	0.048182
8/21/1989	8.177	0.08177	0.087508	1/17/2008	0.048149
8/18/1989	8.158	0.08158	0.087539	1/18/2008	0.048117
8/17/1989	8.159	0.08159	0.08757	1/21/2008	0.048087
8/16/1989	8.113	0.08113	0.087599	1/22/2008	0.048054
8/15/1989	8.158	0.08158	0.087633	1/23/2008	0.048029
8/14/1989	8.241	0.08241	0.087667	1/24/2008	0.048007
8/11/1989	8.11	0.0811	0.0877	1/25/2008	0.047978
8/10/1989	8.057	0.08057	0.087741	1/28/2008	0.047951
8/9/1989	8.141	0.08141	0.087784	1/29/2008	0.047928
8/8/1989	8.084	0.08084	0.087821	1/30/2008	0.047906
8/7/1989	8.082	0.08082	0.087859	1/31/2008	0.047878
8/4/1989	8.079	0.08079	0.087899	2/1/2008	0.047849
8/3/1989	7.9	0.079	0.087938	2/4/2008	0.047828
8/2/1989	7.835	0.07835	0.087986	2/5/2008	0.047803
8/1/1989	7.846	0.07846	0.088039	2/6/2008	0.04778
7/31/1989	7.92	0.0792	0.088093	2/7/2008	0.047764
7/28/1989	7.99	0.0799	0.088142	2/8/2008	0.047745
7/27/1989	8.027	0.08027	0.088185	2/11/2008	0.047725
7/26/1989	8.104	0.08104	0.088223	2/12/2008	0.047708
7/25/1989	8.113	0.08113	0.088265	2/13/2008	0.047693
7/24/1989	8.128	0.08128	0.088307	2/14/2008	0.047684
7/21/1989	8.152	0.08152	0.088349	2/15/2008	0.04767
7/20/1989	8.134	0.08134	0.088389	2/18/2008	0.047656
7/19/1989	8.138	0.08138	0.088435	2/19/2008	0.047645
7/18/1989	8.188	0.08188	0.08848	2/20/2008	0.047632
7/17/1989	8.124	0.08124	0.088526	2/21/2008	0.047613
7/14/1989	8.083	0.08083	0.088576	2/22/2008	0.047594
7/13/1989	8.054	0.08054	0.088625	2/25/2008	0.04758
7/12/1989	8.032	0.08032	0.088675	2/26/2008	0.047564
7/11/1989	8.017	0.08017	0.088725	2/27/2008	0.047546
7/10/1989	8.009	0.08009	0.088775	2/28/2008	0.047523
7/7/1989	8.039	0.08039	0.088826	2/29/2008	0.047493
7/6/1989	8.09	0.0809	0.088877	3/3/2008	0.047464
7/5/1989	8.13	0.0813	0.088923	3/4/2008	0.047439
7/3/1989	8.072	0.08072	0.088966	3/5/2008	0.047418
6/30/1989	8.037	0.08037	0.089011	3/6/2008	0.047396
6/29/1989	8.097	0.08097	0.089059	3/7/2008	0.04737
6/28/1989	8.14	0.0814	0.089106	3/10/2008	0.047342
6/27/1989	8.072	0.08072	0.089148	3/11/2008	0.047313
6/26/1989	8.152	0.08152	0.089195	3/12/2008	0.04728
6/23/1989	8.195	0.08195	0.089241	3/13/2008	0.04724
6/22/1989	8.326	0.08326	0.089283	3/14/2008	0.047198
6/21/1989	8.341	0.08341	0.089319	3/17/2008	0.04715
6/20/1989	8.282	0.08282	0.089367	3/18/2008	0.047097
6/19/1989	8.345	0.08345	0.089418	3/19/2008	0.047044
6/16/1989	8.301	0.08301	0.089467	3/20/2008	0.046987
6/15/1989	8.292	0.08292	0.089519	3/21/2008	0.046932
6/14/1989	8.164	0.08164	0.089575	3/24/2008	0.046887
6/13/1989	8.217	0.08217	0.089639	3/25/2008	0.046843
6/12/1989	8.135	0.08135	0.089699	3/26/2008	0.046796

6/9/1989	8.135	0.08135	0.089761	3/27/2008	0.04675
6/8/1989	8.298	0.08298	0.089826	3/28/2008	0.046704
6/7/1989	8.319	0.08319	0.089881	3/31/2008	0.046658
6/6/1989	8.399	0.08399	0.089935	4/1/2008	0.046618
6/5/1989	8.435	0.08435	0.089986	4/2/2008	0.046579
6/2/1989	8.451	0.08451	0.090034	4/3/2008	0.046538
6/1/1989	8.598	0.08598	0.090083	4/4/2008	0.046497
5/31/1989	8.595	0.08595	0.090124	4/7/2008	0.046459
5/30/1989	8.628	0.08628	0.090163	4/8/2008	0.046421
5/29/1989	8.6	0.086	0.0902	4/9/2008	0.04638
5/26/1989	8.617	0.08617	0.09023	4/10/2008	0.046336
5/25/1989	8.677	0.08677	0.090254	4/11/2008	0.046288
5/24/1989	8.625	0.08625	0.090276	4/14/2008	0.046244
5/23/1989	8.615	0.08615	0.090297	4/15/2008	0.04621
5/22/1989	8.6	0.086	0.09032	4/16/2008	0.046175
5/19/1989	8.705	0.08705	0.090343	4/17/2008	0.04614
5/18/1989	8.769	0.08769	0.090366	4/18/2008	0.046106
5/17/1989	8.806	0.08806	0.090388	4/21/2008	0.046074
5/16/1989	8.818	0.08818	0.09041	4/22/2008	0.046039
5/15/1989	8.848	0.08848	0.090431	4/23/2008	0.046007
5/12/1989	8.836	0.08836	0.090448	4/24/2008	0.045979
5/11/1989	9.062	0.09062	0.090464	4/25/2008	0.045956
5/10/1989	9.103	0.09103	0.090471	4/28/2008	0.045931
5/9/1989	9.095	0.09095	0.090478	4/29/2008	0.045907
5/8/1989	8.988	0.08988	0.090485	4/30/2008	0.045879
5/5/1989	8.956	0.08956	0.090495	5/1/2008	0.045857
5/4/1989	8.993	0.08993	0.090509	5/2/2008	0.045839
5/3/1989	8.988	0.08988	0.090516	5/5/2008	0.045821
5/2/1989	8.944	0.08944	0.090525	5/6/2008	0.045809
5/1/1989	8.99	0.0899	0.090537	5/7/2008	0.045793
4/28/1989	8.928	0.08928	0.090543	5/8/2008	0.045775
4/27/1989	8.907	0.08907	0.09055	5/9/2008	0.045758
4/26/1989	8.959	0.08959	0.090559	5/12/2008	0.045739
4/25/1989	8.95	0.0895	0.090561	5/13/2008	0.045725
4/24/1989	8.983	0.08983	0.090562	5/14/2008	0.045703
4/21/1989	8.983	0.08983	0.090556	5/15/2008	0.04568
4/20/1989	9.017	0.09017	0.090549	5/16/2008	0.045657
4/19/1989	8.947	0.08947	0.090544	5/19/2008	0.045635
4/18/1989	8.938	0.08938	0.090539	5/20/2008	0.045612
4/17/1989	9.054	0.09054	0.09054	5/21/2008	0.045588
4/14/1989	9.029	0.09029	0.09053	5/22/2008	0.045571
4/13/1989	9.151	0.09151	0.090524	5/23/2008	0.04555
4/12/1989	9.104	0.09104	0.090512	5/26/2008	0.045531
4/11/1989	9.095	0.09095	0.090511	5/27/2008	0.045515
4/10/1989	9.107	0.09107	0.090511	5/28/2008	0.045502
4/7/1989	9.104	0.09104	0.09051	5/29/2008	0.045492
4/6/1989	9.042	0.09042	0.090504	5/30/2008	0.045484
4/5/1989	9.023	0.09023	0.090493	6/2/2008	0.045474
4/4/1989	9.011	0.09011	0.090483	6/3/2008	0.045463
4/3/1989	9.07	0.0907	0.090483	6/4/2008	0.045454
3/31/1989	9.092	0.09092	0.090481	6/5/2008	0.04545
3/30/1989	9.148	0.09148	0.090479	6/6/2008	0.04544
3/29/1989	9.117	0.09117	0.090472	6/9/2008	0.04543
3/28/1989	9.183	0.09183	0.090472	6/10/2008	0.045424
3/27/1989	9.224	0.09224	0.090465	6/11/2008	0.04542



3/23/1989	9.221	0.09221	0.090456	6/12/2008	0.045418
3/22/1989	9.234	0.09234	0.090453	6/13/2008	0.045423
3/21/1989	9.288	0.09288	0.090445	6/16/2008	0.04543
3/20/1989	9.327	0.09327	0.090442	6/17/2008	0.045436
3/17/1989	9.288	0.09288	0.090442	6/18/2008	0.045437
3/16/1989	9.114	0.09114	0.090444	6/19/2008	0.045439
3/15/1989	9.117	0.09117	0.090453	6/20/2008	0.045439
3/14/1989	9.114	0.09114	0.090464	6/23/2008	0.045439
3/13/1989	9.158	0.09158	0.090476	6/24/2008	0.045433
3/10/1989	9.152	0.09152	0.090485	6/25/2008	0.045424
3/9/1989	9.058	0.09058	0.090491	6/26/2008	0.045405
3/8/1989	9.046	0.09046	0.090503	6/27/2008	0.045387
3/7/1989	9.083	0.09083	0.090511	6/30/2008	0.045369
3/6/1989	9.071	0.09071	0.090513	7/1/2008	0.045352
3/3/1989	9.121	0.09121	0.090514	7/2/2008	0.045332
3/2/1989	9.114	0.09114	0.090519	7/3/2008	0.045317
3/1/1989	9.184	0.09184	0.090523	7/4/2008	0.045302
2/28/1989	9.114	0.09114	0.090523	7/7/2008	0.045287
2/27/1989	9.155	0.09155	0.090526	7/8/2008	0.045271
2/24/1989	9.184	0.09184	0.090525	7/9/2008	0.045252
2/23/1989	9.14	0.0914	0.090521	7/10/2008	0.045235
2/22/1989	9.115	0.09115	0.090519	7/11/2008	0.045219
2/21/1989	9.053	0.09053	0.090518	7/14/2008	0.045198
2/17/1989	9.043	0.09043	0.090521	7/15/2008	0.045178
2/16/1989	9.053	0.09053	0.090524	7/16/2008	0.045164
2/15/1989	9.078	0.09078	0.090526	7/17/2008	0.045151
2/14/1989	9.109	0.09109	0.090523	7/18/2008	0.045138
2/13/1989	9.065	0.09065	0.090517	7/21/2008	0.045124
2/10/1989	9.034	0.09034	0.090514	7/22/2008	0.045111
2/9/1989	8.987	0.08987	0.090512	7/23/2008	0.045104
2/8/1989	8.832	0.08832	0.090514	7/24/2008	0.045095
2/7/1989	8.791	0.08791	0.090523	7/25/2008	0.045095
2/6/1989	8.85	0.0885	0.090535	7/28/2008	0.045091
2/3/1989	8.826	0.08826	0.090543	7/29/2008	0.045087
2/2/1989	8.808	0.08808	0.090549	7/30/2008	0.045088
2/1/1989	8.806	0.08806	0.090552	7/31/2008	0.045082
1/31/1989	8.82	0.0882	0.090548	8/1/2008	0.045075
1/30/1989	8.811	0.08811	0.090545	8/4/2008	0.045071
1/27/1989	8.762	0.08762	0.090543	8/5/2008	0.04507
1/26/1989	8.803	0.08803	0.090539	8/6/2008	0.045067
1/25/1989	8.814	0.08814	0.090538	8/7/2008	0.045063
1/24/1989	8.785	0.08785	0.090535	8/8/2008	0.045059
1/23/1989	8.856	0.08856	0.090538	8/11/2008	0.045058
1/20/1989	8.882	0.08882	0.090538	8/12/2008	0.045051
1/19/1989	8.85	0.0885	0.090532	8/13/2008	0.045046
1/18/1989	8.82	0.0882	0.090527	8/14/2008	0.045039
1/17/1989	8.885	0.08885	0.090524	8/15/2008	0.045032
1/13/1989	8.879	0.08879	0.090521	8/18/2008	0.045023
1/12/1989	8.975	0.08975	0.090511	8/19/2008	0.045016
1/11/1989	9.048	0.09048	0.090498	8/20/2008	0.045008
1/10/1989	9.042	0.09042	0.090483	8/21/2008	0.045005
1/9/1989	9.048	0.09048	0.090466	8/22/2008	0.045002
1/6/1989	9.03	0.0903	0.090448	8/25/2008	0.044998
1/5/1989	9.091	0.09091	0.09043	8/26/2008	0.044992
1/4/1989	9.085	0.09085	0.090403	8/27/2008	0.044988



1/3/1989	9.079	0.09079	0.090379	8/28/2008	0.044984
12/30/1988	8.991	0.08991	0.090351	8/29/2008	0.044984
12/29/1988	9.006	0.09006	0.090326	9/1/2008	0.044991
12/28/1988	9	0.09	0.090301	9/2/2008	0.04499
12/27/1988	8.964	0.08964	0.090279	9/3/2008	0.044985
12/23/1988	8.898	0.08898	0.090257	9/4/2008	0.044981
12/22/1988	8.934	0.08934	0.090238	9/5/2008	0.044977
12/21/1988	8.94	0.0894	0.090217	9/8/2008	0.044974
12/20/1988	8.946	0.08946	0.090193	9/9/2008	0.044965
12/19/1988	9.036	0.09036	0.090162	9/10/2008	0.044954
12/16/1988	9.049	0.09049	0.090125	9/11/2008	0.044941
12/15/1988	9.049	0.09049	0.09009	9/12/2008	0.044929
12/14/1988	9.043	0.09043	0.090054	9/15/2008	0.044899
12/13/1988	8.97	0.0897	0.09002	9/16/2008	0.04488
12/12/1988	8.946	0.08946	0.089992	9/17/2008	0.044857
12/9/1988	8.946	0.08946	0.089964	9/18/2008	0.044836
12/8/1988	8.97	0.0897	0.089934	9/19/2008	0.044822
12/7/1988	8.97	0.0897	0.089906	9/22/2008	0.044814
12/6/1988	8.934	0.08934	0.08988	9/23/2008	0.044806
12/5/1988	9.123	0.09123	0.089856	9/24/2008	0.044804
12/2/1988	9.163	0.09163	0.089824	9/25/2008	0.044801
12/1/1988	9.025	0.09025	0.089789	9/26/2008	0.04479
11/30/1988	9.068	0.09068	0.089758	9/29/2008	0.044765
11/29/1988	9.123	0.09123	0.089722	9/30/2008	0.04475
11/28/1988	9.145	0.09145	0.089681	10/1/2008	0.044727
11/25/1988	9.173	0.09173	0.08964	10/2/2008	0.044704
11/23/1988	9.102	0.09102	0.089599	10/3/2008	0.044684
11/22/1988	9.105	0.09105	0.089559	10/6/2008	0.04466
11/21/1988	9.105	0.09105	0.089525	10/7/2008	0.044639
11/18/1988	9.108	0.09108	0.089489	10/8/2008	0.044624
11/17/1988	9.176	0.09176	0.08945	10/9/2008	0.044611
11/16/1988	9.108	0.09108	0.089413	#####	0.044599
11/15/1988	9.011	0.09011	0.089378	#####	0.044588
11/14/1988	8.999	0.08999	0.089352	#####	0.044587
11/10/1988	8.981	0.08981	0.089329	#####	0.044579
11/9/1988	8.993	0.08993	0.089315	#####	0.04457
11/8/1988	8.933	0.08933	0.089296	#####	0.044567
11/7/1988	8.957	0.08957	0.089282	#####	0.044562
11/4/1988	8.909	0.08909	0.089269	#####	0.044559
11/3/1988	8.734	0.08734	0.089262	#####	0.044545
11/2/1988	8.786	0.08786	0.089265	#####	0.044534
11/1/1988	8.775	0.08775	0.089264	#####	0.044524
10/31/1988	8.74	0.0874	0.089277	#####	0.044512
10/28/1988	8.798	0.08798	0.089291	#####	0.044512
10/27/1988	8.827	0.08827	0.089306	#####	0.044508
10/26/1988	8.909	0.08909	0.089319	#####	0.044505
10/25/1988	8.926	0.08926	0.089328	#####	0.04451
10/24/1988	8.92	0.0892	0.08933	11/3/2008	0.044512
10/21/1988	8.879	0.08879	0.089333	11/4/2008	0.044504
10/20/1988	8.838	0.08838	0.089332	11/5/2008	0.044494
10/19/1988	8.891	0.08891	0.089336	11/6/2008	0.044487
10/18/1988	8.855	0.08855	0.089341	11/7/2008	0.044486
10/17/1988	8.867	0.08867	0.089342	#####	0.044476
10/14/1988	8.897	0.08897	0.089345	#####	0.04447
10/13/1988	8.92	0.0892	0.089349	#####	0.04446

10/12/1988	8.902	0.08902	0.089349	#####	0.044452
10/11/1988	8.849	0.08849	0.089349	#####	0.044443
10/7/1988	8.797	0.08797	0.089359	#####	0.044432
10/6/1988	8.944	0.08944	0.089369	#####	0.044415
10/5/1988	8.95	0.0895	0.089368	#####	0.044384
10/4/1988	8.955	0.08955	0.089378	#####	0.044326
10/3/1988	8.952	0.08952	0.089386	#####	0.044282
9/30/1988	9.051	0.09051	0.089399	#####	0.044242
9/29/1988	9.051	0.09051	0.089415	#####	0.04419
9/28/1988	9.1	0.091	0.089435	#####	0.044136
9/27/1988	9.125	0.09125	0.08945	#####	0.044085
9/26/1988	9.076	0.09076	0.089453	#####	0.044028
9/23/1988	9.045	0.09045	0.089461	12/1/2008	0.043956
9/22/1988	9.039	0.09039	0.089469	12/2/2008	0.043882
9/21/1988	9.009	0.09009	0.089473	12/3/2008	0.043807
9/20/1988	9.033	0.09033	0.089475	12/4/2008	0.043733
9/19/1988	9.063	0.09063	0.08948	12/5/2008	0.043669
9/16/1988	9.003	0.09003	0.089483	12/8/2008	0.043605
9/15/1988	8.991	0.08991	0.089488	12/9/2008	0.043532
9/14/1988	8.967	0.08967	0.089496	#####	0.043456
9/13/1988	8.997	0.08997	0.089501	#####	0.043381
9/12/1988	9.033	0.09033	0.089501	#####	0.043307
9/9/1988	8.979	0.08979	0.089494	#####	0.043231
9/8/1988	9.027	0.09027	0.089488	#####	0.043143
9/7/1988	9.057	0.09057	0.089482	#####	0.043055
9/6/1988	9.051	0.09051	0.089476	#####	0.042958
9/2/1988	9.045	0.09045	0.08947	#####	0.042868
9/1/1988	9.298	0.09298	0.089463	#####	0.042784
8/31/1988	9.298	0.09298	0.089445	#####	0.042699
8/30/1988	9.324	0.09324	0.089423	#####	0.04262
8/29/1988	9.336	0.09336	0.0894	#####	0.042543
8/26/1988	9.426	0.09426	0.089375	#####	0.042466
8/25/1988	9.446	0.09446	0.089345	#####	0.042379
8/24/1988	9.4	0.094	0.089312	#####	0.042292
8/23/1988	9.375	0.09375	0.089289	#####	0.04221
8/22/1988	9.446	0.09446	0.089272	1/1/2009	0.042124
8/19/1988	9.394	0.09394	0.089255	1/2/2009	0.042048
8/18/1988	9.4	0.094	0.089237	1/5/2009	0.041985
8/17/1988	9.413	0.09413	0.089218	1/6/2009	0.041915
8/16/1988	9.4	0.094	0.089204	1/7/2009	0.041846
8/15/1988	9.433	0.09433	0.089187	1/8/2009	0.04178
8/12/1988	9.42	0.0942	0.08916	1/9/2009	0.041717
8/11/1988	9.381	0.09381	0.089144	1/12/2009	0.04165
8/10/1988	9.362	0.09362	0.089129	1/13/2009	0.041581
8/9/1988	9.192	0.09192	0.089133	1/14/2009	0.041509
8/8/1988	9.1	0.091	0.089148	1/15/2009	0.041435
8/5/1988	9.124	0.09124	0.089183	1/16/2009	0.041364
8/4/1988	9.039	0.09039	0.089236	1/19/2009	0.04129
8/3/1988	9.075	0.09075	0.089295	1/20/2009	0.041217
8/2/1988	9.063	0.09063	0.089349	1/21/2009	0.04115
8/1/1988	9.161	0.09161	0.089391	1/22/2009	0.041087
7/29/1988	9.207	0.09207	0.089429	1/23/2009	0.041028
7/28/1988	9.254	0.09254	0.089462	1/26/2009	0.040973
7/27/1988	9.242	0.09242	0.089489	1/27/2009	0.040913
7/26/1988	9.18	0.0918	0.089515	1/28/2009	0.040859

7/25/1988	9.155	0.09155	0.089546	1/29/2009	0.040812
7/22/1988	9.195	0.09195	0.089572	1/30/2009	0.040763
7/21/1988	9.254	0.09254	0.089601	2/2/2009	0.040708
7/20/1988	9.226	0.09226	0.089626	2/3/2009	0.040665
7/19/1988	9.198	0.09198	0.089655	2/4/2009	0.040625
7/18/1988	9.229	0.09229	0.089678	2/5/2009	0.040583
7/15/1988	9.14	0.0914	0.0897	2/6/2009	0.040539
7/14/1988	9.167	0.09167	0.089727	2/9/2009	0.040491
7/13/1988	9.174	0.09174	0.089746	2/10/2009	0.040432
7/12/1988	9.124	0.09124	0.089763	2/11/2009	0.040374
7/11/1988	9.051	0.09051	0.089787	2/12/2009	0.040323
7/8/1988	9.091	0.09091	0.089813	2/13/2009	0.040281
7/7/1988	8.997	0.08997	0.089835	2/16/2009	0.040237
7/6/1988	8.982	0.08982	0.089869	2/17/2009	0.04018
7/5/1988	8.867	0.08867	0.089903	2/18/2009	0.040126
7/1/1988	8.832	0.08832	0.089935	2/19/2009	0.040082
6/30/1988	8.914	0.08914	0.089968	2/20/2009	0.040032
6/29/1988	8.856	0.08856	0.09	2/23/2009	0.039979
6/28/1988	8.956	0.08956	0.090039	2/24/2009	0.039927
6/27/1988	8.85	0.0885	0.090073	2/25/2009	0.039879
6/24/1988	8.908	0.08908	0.090103	2/26/2009	0.039832
6/23/1988	8.914	0.08914	0.09013	2/27/2009	0.039789
6/22/1988	9.088	0.09088	0.090156	3/2/2009	0.039741
6/21/1988	9.088	0.09088	0.090165	3/3/2009	0.039689
6/20/1988	9.094	0.09094	0.090168	3/4/2009	0.039638
6/17/1988	8.98	0.0898	0.090172	3/5/2009	0.039575
6/16/1988	8.827	0.08827	0.090179	3/6/2009	0.039517
6/15/1988	8.809	0.08809	0.090187	3/9/2009	0.039462
6/14/1988	9.016	0.09016	0.090193	3/10/2009	0.039417
6/13/1988	9.034	0.09034	0.090191	3/11/2009	0.039365
6/10/1988	9.046	0.09046	0.090187	3/12/2009	0.039309
6/9/1988	9.016	0.09016	0.090181	3/13/2009	0.039261
6/8/1988	9.113	0.09113	0.09018	3/16/2009	0.039217
6/7/1988	9.052	0.09052	0.090171	3/17/2009	0.039174
6/6/1988	9.046	0.09046	0.090158	3/18/2009	0.039116
6/3/1988	9.15	0.0915	0.090143	3/19/2009	0.039059
6/2/1988	9.077	0.09077	0.090124	3/20/2009	0.039003
5/31/1988	9.237	0.09237	0.090117	3/23/2009	0.038948
5/27/1988	9.322	0.09322	0.090103	3/24/2009	0.038891
5/26/1988	9.325	0.09325	0.090084	3/25/2009	0.038843
5/25/1988	9.294	0.09294	0.090062	3/26/2009	0.038787
5/24/1988	9.332	0.09332	0.090044	3/27/2009	0.038732
5/23/1988	9.351	0.09351	0.090025	3/30/2009	0.038677
5/20/1988	9.338	0.09338	0.090008	3/31/2009	0.038622
5/19/1988	9.275	0.09275	0.089992	4/1/2009	0.038565
5/18/1988	9.3	0.093	0.089973	4/2/2009	0.038514
5/17/1988	9.213	0.09213	0.08995	4/3/2009	0.038473
5/16/1988	9.12	0.0912	0.089929	4/6/2009	0.038433
5/13/1988	9.096	0.09096	0.089916	4/7/2009	0.038391
5/12/1988	9.215	0.09215	0.089902	4/8/2009	0.038349
5/11/1988	9.202	0.09202	0.089883	4/9/2009	0.03831
5/10/1988	9.183	0.09183	0.089862	4/10/2009	0.038271
5/9/1988	9.158	0.09158	0.089842	4/13/2009	0.038232
5/6/1988	9.152	0.09152	0.08982	4/14/2009	0.038193
5/5/1988	9.089	0.09089	0.089793	4/15/2009	0.038155

5/4/1988	9.108	0.09108	0.089766	4/16/2009	0.03812
5/3/1988	9.089	0.09089	0.08974	4/17/2009	0.038083
5/2/1988	9.12	0.0912	0.089716	4/20/2009	0.038045
4/29/1988	9.095	0.09095	0.089685	4/21/2009	0.038009
4/28/1988	9.095	0.09095	0.089657	4/22/2009	0.03797
4/27/1988	9.014	0.09014	0.089625	4/23/2009	0.037929
4/26/1988	9.002	0.09002	0.0896	4/24/2009	0.037891
4/25/1988	8.996	0.08996	0.089572	4/27/2009	0.037851
4/22/1988	8.993	0.08993	0.089541	4/28/2009	0.037816
4/21/1988	9.027	0.09027	0.089513	4/29/2009	0.037784
4/20/1988	9.008	0.09008	0.089483	4/30/2009	0.037755
4/19/1988	9.033	0.09033	0.089456	5/1/2009	0.037725
4/18/1988	9.014	0.09014	0.089429	5/4/2009	0.037697
4/15/1988	8.941	0.08941	0.089402	5/5/2009	0.037669
4/14/1988	8.874	0.08874	0.089379	5/6/2009	0.037641
4/13/1988	8.732	0.08732	0.089357	5/7/2009	0.037628
4/12/1988	8.75	0.0875	0.089342	5/8/2009	0.037613
4/11/1988	8.773	0.08773	0.089325	5/11/2009	0.037593
4/8/1988	8.679	0.08679	0.089307	5/12/2009	0.037569
4/7/1988	8.779	0.08779	0.089297	5/13/2009	0.037539
4/6/1988	8.761	0.08761	0.089282	5/14/2009	0.037514
4/5/1988	8.845	0.08845	0.089263	5/15/2009	0.037492
4/4/1988	8.857	0.08857	0.089243	5/18/2009	0.037471
3/31/1988	8.756	0.08756	0.089222	5/19/2009	0.037455
3/30/1988	8.762	0.08762	0.089209	5/20/2009	0.037434
3/29/1988	8.75	0.0875	0.089204	5/21/2009	0.037424
3/28/1988	8.833	0.08833	0.089203	5/22/2009	0.03742
3/25/1988	8.668	0.08668	0.089198	5/25/2009	0.037418
3/24/1988	8.727	0.08727	0.089199	5/26/2009	0.037419
3/23/1988	8.738	0.08738	0.089195	5/27/2009	0.037428
3/22/1988	8.703	0.08703	0.089195	5/28/2009	0.03743
3/21/1988	8.697	0.08697	0.089197	5/29/2009	0.037423
3/18/1988	8.671	0.08671	0.089209	6/1/2009	0.03743
3/17/1988	8.537	0.08537	0.089206	6/2/2009	0.037435
3/16/1988	8.611	0.08611	0.089211	6/3/2009	0.037438
3/15/1988	8.514	0.08514	0.089215	6/4/2009	0.037448
3/14/1988	8.509	0.08509	0.089226	6/5/2009	0.037459
3/11/1988	8.503	0.08503	0.089234	6/8/2009	0.037468
3/10/1988	8.56	0.0856	0.089254	6/9/2009	0.037483
3/9/1988	8.515	0.08515	0.089278	6/10/2009	0.037505
3/8/1988	8.52	0.0852	0.089305	6/11/2009	0.037527
3/7/1988	8.512	0.08512	0.089333	6/12/2009	0.037544
3/4/1988	8.47	0.0847	0.089352	6/15/2009	0.037559
3/3/1988	8.31	0.0831	0.089374	6/16/2009	0.037574
3/2/1988	8.31	0.0831	0.089395	6/17/2009	0.037588
3/1/1988	8.343	0.08343	0.089414	6/18/2009	0.037608
2/29/1988	8.338	0.08338	0.089432	6/19/2009	0.037617
2/26/1988	8.354	0.08354	0.089454	6/22/2009	0.037638
2/25/1988	8.42	0.0842	0.089465	6/23/2009	0.037651
2/24/1988	8.373	0.08373	0.089479	6/24/2009	0.037669
2/23/1988	8.349	0.08349	0.089497	6/25/2009	0.037676
2/22/1988	8.418	0.08418	0.089512	6/26/2009	0.037674
2/19/1988	8.446	0.08446	0.089525	6/29/2009	0.037667
2/18/1988	8.448	0.08448	0.089532	6/30/2009	0.037664
2/17/1988	8.479	0.08479	0.089531	7/1/2009	0.03766

2/16/1988	8.462	0.08462	0.089542	7/2/2009	0.037656
2/12/1988	8.421	0.08421	0.089542	7/3/2009	0.037653
2/11/1988	8.344	0.08344	0.089552	7/6/2009	0.037665
2/10/1988	8.289	0.08289	0.089569	7/7/2009	0.037665
2/9/1988	8.333	0.08333	0.089579	7/8/2009	0.037664
2/8/1988	8.363	0.08363	0.089588	7/9/2009	0.037672
2/5/1988	8.286	0.08286	0.089585	7/10/2009	0.037677
2/4/1988	8.437	0.08437	0.08959	7/13/2009	0.03769
2/3/1988	8.387	0.08387	0.089578	7/14/2009	0.037708
2/2/1988	8.322	0.08322	0.089573	7/15/2009	0.03773
2/1/1988	8.426	0.08426	0.089576	7/16/2009	0.037747
1/29/1988	8.415	0.08415	0.089573	7/17/2009	0.037767
1/28/1988	8.493	0.08493	0.089561	7/20/2009	0.037786
1/27/1988	8.532	0.08532	0.08954	7/21/2009	0.037791
1/26/1988	8.704	0.08704	0.089507	7/22/2009	0.037804
1/25/1988	8.617	0.08617	0.089469	7/23/2009	0.037819
1/22/1988	8.652	0.08652	0.08943	7/24/2009	0.03783
1/21/1988	8.698	0.08698	0.08939	7/27/2009	0.037848
1/20/1988	8.774	0.08774	0.089351	7/28/2009	0.037865
1/19/1988	8.798	0.08798	0.089306	7/29/2009	0.037887
1/15/1988	8.762	0.08762	0.089261	7/30/2009	0.037906
1/14/1988	9.021	0.09021	0.089215	7/31/2009	0.037917
1/13/1988	9.033	0.09033	0.089147	8/3/2009	0.037935
1/12/1988	9.102	0.09102	0.089072	8/4/2009	0.037949
1/11/1988	9.089	0.09089	0.088996	8/5/2009	0.037964
1/8/1988	9.089	0.09089	0.088919	8/6/2009	0.037974
1/7/1988	8.947	0.08947	0.088842	8/7/2009	0.037986
1/6/1988	8.996	0.08996	0.088771	8/10/2009	0.037997
1/5/1988	8.851	0.08851	0.088696	8/11/2009	0.038009
1/4/1988	8.923	0.08923	0.088629	8/12/2009	0.038027
12/31/1987	8.978	0.08978	0.088558	8/13/2009	0.038038
12/30/1987	8.887	0.08887	0.088485	8/14/2009	0.038046
12/29/1987	8.917	0.08917	0.088415	8/17/2009	0.038052
12/28/1987	8.99	0.0899	0.088345	8/18/2009	0.03806
12/24/1987	8.911	0.08911	0.088271	8/19/2009	0.038067
12/23/1987	8.905	0.08905	0.088202	8/20/2009	0.038061
12/22/1987	9.045	0.09045	0.088132	8/21/2009	0.038068
12/21/1987	9.008	0.09008	0.088055	8/24/2009	0.038072
12/18/1987	8.917	0.08917	0.087977	8/25/2009	0.038077
12/17/1987	9.142	0.09142	0.087902	8/26/2009	0.038092
12/16/1987	9.132	0.09132	0.087819	8/27/2009	0.038129
12/15/1987	9.202	0.09202	0.087735	8/28/2009	0.038154
12/14/1987	9.376	0.09376	0.087648	8/31/2009	0.038174
12/11/1987	9.455	0.09455	0.087554	9/1/2009	0.038203
12/10/1987	9.383	0.09383	0.087457	9/2/2009	0.038233
12/9/1987	9.202	0.09202	0.087363	9/3/2009	0.038264
12/8/1987	9.221	0.09221	0.087279	9/4/2009	0.038306
12/7/1987	9.214	0.09214	0.087195	9/7/2009	0.038359
12/4/1987	9.12	0.0912	0.087111	9/8/2009	0.038416
12/3/1987	9.045	0.09045	0.087034	9/9/2009	0.038474
12/2/1987	9.129	0.09129	0.086962	9/10/2009	0.038532
12/1/1987	9.132	0.09132	0.086885	9/11/2009	0.038585
11/30/1987	9.101	0.09101	0.086806	9/14/2009	0.038639
11/27/1987	9.157	0.09157	0.086731	9/15/2009	0.0387
11/25/1987	9.063	0.09063	0.086653	9/16/2009	0.038759



11/24/1987	9.002	0.09002	0.086576	9/17/2009	0.038814
11/23/1987	8.892	0.08892	0.086499	9/18/2009	0.038872
11/20/1987	8.844	0.08844	0.086425	9/21/2009	0.038936
11/19/1987	8.922	0.08922	0.086358	9/22/2009	0.039009
11/18/1987	8.931	0.08931	0.086288	9/23/2009	0.039087
11/17/1987	8.928	0.08928	0.086216	9/24/2009	0.039169
11/16/1987	8.898	0.08898	0.086144	9/25/2009	0.039246
11/13/1987	8.938	0.08938	0.086071	9/28/2009	0.039317
11/12/1987	8.862	0.08862	0.085997	9/29/2009	0.039386
11/10/1987	8.874	0.08874	0.085928	9/30/2009	0.039457
11/9/1987	8.826	0.08826	0.085858	10/1/2009	0.039523
11/6/1987	8.838	0.08838	0.085788	10/2/2009	0.039593
11/5/1987	8.779	0.08779	0.085713	10/5/2009	0.039662
11/4/1987	8.941	0.08941	0.08564	10/6/2009	0.039738
11/3/1987	9.026	0.09026	0.085559	10/7/2009	0.039804
11/2/1987	9.119	0.09119	0.085474	10/8/2009	0.039875
10/30/1987	9.032	0.09032	0.085387	10/9/2009	0.039946
10/29/1987	9.008	0.09008	0.085306	#####	0.040006
10/28/1987	9.138	0.09138	0.085224	#####	0.040066
10/27/1987	9.063	0.09063	0.085133	#####	0.040128
10/26/1987	8.892	0.08892	0.085044	#####	0.04019
10/23/1987	9.094	0.09094	0.084966	#####	0.04025
10/22/1987	9.088	0.09088	0.084876	#####	0.04031
10/21/1987	9.448	0.09448	0.084789	#####	0.040368
10/20/1987	9.481	0.09481	0.084683	#####	0.040434
10/19/1987	9.811	0.09811	0.084579	#####	0.040503
10/16/1987	10.179	0.10179	0.084462	#####	0.040574
10/15/1987	10.22	0.1022	0.084326	#####	0.040648
10/14/1987	10.16	0.1016	0.084186	#####	0.040713
10/13/1987	9.889	0.09889	0.084045	#####	0.040768
10/9/1987	9.932	0.09932	0.083917	#####	0.040822
10/8/1987	9.857	0.09857	0.083788	#####	0.040867
10/7/1987	9.797	0.09797	0.083662	11/2/2009	0.040911
10/6/1987	9.765	0.09765	0.08354	11/3/2009	0.040965
10/5/1987	9.793	0.09793	0.083421	11/4/2009	0.041014
10/2/1987	9.692	0.09692	0.0833	11/5/2009	0.041054
10/1/1987	9.772	0.09772	0.083184	11/6/2009	0.041094
9/30/1987	9.744	0.09744	0.083066	11/9/2009	0.04114
9/29/1987	9.804	0.09804	0.082948	#####	0.041177
9/28/1987	9.664	0.09664	0.082826	#####	0.041213
9/25/1987	9.664	0.09664	0.082708	#####	0.04125
9/24/1987	9.685	0.09685	0.082592	#####	0.041283
9/23/1987	9.542	0.09542	0.082473	#####	0.041314
9/22/1987	9.518	0.09518	0.082364	#####	0.041353
9/21/1987	9.613	0.09613	0.082252	#####	0.041396
9/18/1987	9.556	0.09556	0.082137	#####	0.041434
9/17/1987	9.542	0.09542	0.082026	#####	0.041465
9/16/1987	9.672	0.09672	0.081919	#####	0.041495
9/15/1987	9.672	0.09672	0.081806	#####	0.041533
9/14/1987	9.499	0.09499	0.081693	#####	0.041568
9/11/1987	9.495	0.09495	0.08159	#####	0.041596
9/10/1987	9.556	0.09556	0.081484	#####	0.041627
9/9/1987	9.624	0.09624	0.081378	#####	0.041662
9/8/1987	9.641	0.09641	0.081271	12/1/2009	0.041701
9/4/1987	9.459	0.09459	0.08116	12/2/2009	0.041734



9/3/1987	9.436	0.09436	0.081063	12/3/2009	0.041767
9/2/1987	9.436	0.09436	0.080965	12/4/2009	0.041801
9/1/1987	9.266	0.09266	0.080869	12/7/2009	0.04184
8/31/1987	9.152	0.09152	0.080785	12/8/2009	0.041878
8/28/1987	9.177	0.09177	0.080707	12/9/2009	0.041916
8/27/1987	9.121	0.09121	0.080629	#####	0.041967
8/26/1987	8.973	0.08973	0.080556	#####	0.042014
8/25/1987	8.93	0.0893	0.080484	#####	0.04206
8/24/1987	8.979	0.08979	0.080417	#####	0.0421
8/21/1987	8.964	0.08964	0.080347	#####	0.042143
8/20/1987	8.924	0.08924	0.080277	#####	0.042183
8/19/1987	9.003	0.09003	0.080211	#####	0.042223
8/18/1987	8.924	0.08924	0.080141	#####	0.042263
8/17/1987	8.793	0.08793	0.080079	#####	0.042302
8/14/1987	8.74	0.0874	0.080028	#####	0.042356
8/13/1987	8.77	0.0877	0.079977	#####	0.042408
8/12/1987	8.942	0.08942	0.079927	#####	0.042459
8/11/1987	8.955	0.08955	0.079866	#####	0.042509
8/10/1987	8.936	0.08936	0.079806	#####	0.042559
8/7/1987	8.9	0.089	0.07975	#####	0.042603
8/6/1987	8.936	0.08936	0.0797	#####	0.042652
8/5/1987	8.936	0.08936	0.079645	1/1/2010	0.042703
8/4/1987	9.02	0.0902	0.079588	1/4/2010	0.042755
8/3/1987	9.013	0.09013	0.079525	1/5/2010	0.042809
7/31/1987	8.896	0.08896	0.079464	1/6/2010	0.042868
7/30/1987	8.833	0.08833	0.079402	1/7/2010	0.042923
7/29/1987	8.809	0.08809	0.079341	1/8/2010	0.042974
7/28/1987	8.86	0.0886	0.079281	1/11/2010	0.043024
7/27/1987	8.815	0.08815	0.079215	1/12/2010	0.043069
7/24/1987	8.83	0.0883	0.07915	1/13/2010	0.043122
7/23/1987	8.776	0.08776	0.079085	1/14/2010	0.043165
7/22/1987	8.785	0.08785	0.079028	1/15/2010	0.043207
7/21/1987	8.714	0.08714	0.078968	1/18/2010	0.04325
7/20/1987	8.618	0.08618	0.078912	1/19/2010	0.043297
7/17/1987	8.554	0.08554	0.078866	1/20/2010	0.043341
7/16/1987	8.586	0.08586	0.07882	1/21/2010	0.04338
7/15/1987	8.603	0.08603	0.078773	1/22/2010	0.043416
7/14/1987	8.5	0.085	0.078725	1/25/2010	0.043459
7/13/1987	8.535	0.08535	0.078685	1/26/2010	0.0435
7/10/1987	8.458	0.08458	0.078647	1/27/2010	0.043538
7/9/1987	8.512	0.08512	0.078615	1/28/2010	0.043576
7/8/1987	8.447	0.08447	0.078577	1/29/2010	0.043606
7/7/1987	8.377	0.08377	0.078536	2/1/2010	0.043643
7/6/1987	8.425	0.08425	0.0785	2/2/2010	0.043673
7/2/1987	8.43	0.0843	0.078461	2/3/2010	0.043703
7/1/1987	8.478	0.08478	0.078423	2/4/2010	0.043729
6/30/1987	8.492	0.08492	0.078385	2/5/2010	0.043752
6/29/1987	8.473	0.08473	0.078338	2/8/2010	0.043774
6/26/1987	8.484	0.08484	0.078288	2/9/2010	0.0438
6/25/1987	8.419	0.08419	0.078244	2/10/2010	0.043827
6/24/1987	8.445	0.08445	0.078199	2/11/2010	0.043845
6/23/1987	8.411	0.08411	0.078148	2/12/2010	0.043864
6/22/1987	8.4	0.084	0.078096	2/15/2010	0.043887
6/19/1987	8.476	0.08476	0.078042	2/16/2010	0.043911
6/18/1987	8.481	0.08481	0.077978	2/17/2010	0.043941

6/17/1987	8.386	0.08386	0.077917	2/18/2010	0.043975
6/16/1987	8.448	0.08448	0.077857	2/19/2010	0.044006
6/15/1987	8.439	0.08439	0.077796	2/22/2010	0.044032
6/12/1987	8.487	0.08487	0.077738	2/23/2010	0.044053
6/11/1987	8.671	0.08671	0.077673	2/24/2010	0.044078
6/10/1987	8.73	0.0873	0.077598	2/25/2010	0.044091
6/9/1987	8.73	0.0873	0.07752	2/26/2010	0.0441
6/8/1987	8.692	0.08692	0.077446	3/1/2010	0.044108
6/5/1987	8.645	0.08645	0.077376	3/2/2010	0.044112
6/4/1987	8.727	0.08727	0.077308	3/3/2010	0.04411
6/3/1987	8.76	0.0876	0.077235	3/4/2010	0.044113
6/2/1987	8.925	0.08925	0.077164	3/5/2010	0.044129
6/1/1987	8.605	0.08605	0.077085	3/8/2010	0.044136
5/29/1987	8.636	0.08636	0.077025	3/9/2010	0.044146
5/28/1987	8.71	0.0871	0.07697	3/10/2010	0.044158
5/27/1987	8.73	0.0873	0.076913	3/11/2010	0.044163
5/26/1987	8.657	0.08657	0.076852	3/12/2010	0.044162
5/22/1987	8.904	0.08904	0.076792	3/15/2010	0.044163
5/21/1987	9.043	0.09043	0.076719	3/16/2010	0.04416
5/20/1987	9.062	0.09062	0.076637	3/17/2010	0.04415
5/19/1987	9.074	0.09074	0.076558	3/18/2010	0.044145
5/18/1987	8.886	0.08886	0.076478	3/19/2010	0.044141
5/15/1987	8.908	0.08908	0.076412	3/22/2010	0.044142
5/14/1987	8.731	0.08731	0.076336	3/23/2010	0.044148
5/13/1987	8.699	0.08699	0.076269	3/24/2010	0.044159
5/12/1987	8.696	0.08696	0.076201	3/25/2010	0.044167
5/11/1987	8.776	0.08776	0.07613	3/26/2010	0.044179
5/8/1987	8.586	0.08586	0.07605	3/29/2010	0.044196
5/7/1987	8.693	0.08693	0.07598	3/30/2010	0.044215
5/6/1987	8.729	0.08729	0.075904	3/31/2010	0.044229
5/5/1987	8.65	0.0865	0.075826	4/1/2010	0.044249
5/4/1987	8.689	0.08689	0.075749	4/2/2010	0.044273
5/1/1987	8.578	0.08578	0.075672	4/5/2010	0.0443
4/30/1987	8.437	0.08437	0.075602	4/6/2010	0.044325
4/29/1987	8.686	0.08686	0.075536	4/7/2010	0.044346
4/28/1987	8.478	0.08478	0.075459	4/8/2010	0.044368
4/27/1987	8.607	0.08607	0.075396	4/9/2010	0.044388
4/24/1987	8.682	0.08682	0.075324	4/12/2010	0.044405
4/23/1987	8.506	0.08506	0.075248	4/13/2010	0.044424
4/22/1987	8.494	0.08494	0.075183	4/14/2010	0.044451
4/21/1987	8.318	0.08318	0.075118	4/15/2010	0.044472
4/20/1987	8.386	0.08386	0.075064	4/16/2010	0.044495
4/16/1987	8.196	0.08196	0.075008	4/19/2010	0.044518
4/15/1987	8.281	0.08281	0.074965	4/20/2010	0.044533
4/14/1987	8.383	0.08383	0.074919	4/21/2010	0.04454
4/13/1987	8.358	0.08358	0.074867	4/22/2010	0.044549
4/10/1987	8.177	0.08177	0.074822	4/23/2010	0.044555
4/9/1987	8.07	0.0807	0.074785	4/26/2010	0.044563
4/8/1987	7.885	0.07885	0.074758	4/27/2010	0.044572
4/7/1987	7.936	0.07936	0.074736	4/28/2010	0.044581
4/6/1987	7.834	0.07834	0.074709	4/29/2010	0.044583
4/3/1987	7.851	0.07851	0.07469	4/30/2010	0.044582
4/2/1987	7.936	0.07936	0.07467	5/3/2010	0.044577
4/1/1987	7.859	0.07859	0.074656	5/4/2010	0.04457
3/31/1987	7.913	0.07913	0.074649	5/5/2010	0.044564

3/30/1987	7.836	0.07836	0.07464	5/6/2010	0.044553
3/27/1987	7.651	0.07651	0.074637	5/7/2010	0.044552
3/26/1987	7.549	0.07549	0.074638	5/10/2010	0.044553
3/25/1987	7.567	0.07567	0.074654	5/11/2010	0.04455
3/24/1987	7.559	0.07559	0.07467	5/12/2010	0.044547
3/23/1987	7.551	0.07551	0.074683	5/13/2010	0.044542
3/20/1987	7.517	0.07517	0.074701	5/14/2010	0.044528
3/19/1987	7.509	0.07509	0.074712	5/17/2010	0.04452
3/18/1987	7.503	0.07503	0.074722	5/18/2010	0.044509
3/17/1987	7.495	0.07495	0.07472	5/19/2010	0.044495
3/16/1987	7.517	0.07517	0.074714	5/20/2010	0.044478
3/13/1987	7.49	0.0749	0.07471	5/21/2010	0.044462
3/12/1987	7.517	0.07517	0.074711	5/24/2010	0.04445
3/11/1987	7.519	0.07519	0.074714	5/25/2010	0.044435
3/10/1987	7.522	0.07522	0.074715	5/26/2010	0.044425
3/9/1987	7.506	0.07506	0.074724	5/27/2010	0.044425
3/6/1987	7.514	0.07514	0.07473	5/28/2010	0.044417
3/5/1987	7.443	0.07443	0.074732	5/31/2010	0.044414
3/4/1987	7.425	0.07425	0.074732	6/1/2010	0.044412
3/3/1987	7.482	0.07482	0.074731	6/2/2010	0.044414
3/2/1987	7.453	0.07453	0.074729	6/3/2010	0.044416
2/27/1987	7.459	0.07459	0.074724	6/4/2010	0.044413
2/26/1987	7.49	0.0749	0.074721	6/7/2010	0.044408
2/25/1987	7.519	0.07519	0.074722	6/8/2010	0.044404
2/24/1987	7.49	0.0749	0.07472	6/9/2010	0.044403
2/23/1987	7.522	0.07522	0.074718	6/10/2010	0.044407
2/20/1987	7.554	0.07554	0.074723	6/11/2010	0.044401
2/19/1987	7.538	0.07538	0.074723	6/14/2010	0.044397
2/18/1987	7.58	0.0758	0.074718	6/15/2010	0.044392
2/17/1987	7.596	0.07596	0.07471	6/16/2010	0.044384
2/13/1987	7.58	0.0758	0.074705	6/17/2010	0.04438
2/12/1987	7.556	0.07556	0.074704	6/18/2010	0.044379
2/11/1987	7.604	0.07604	0.074707	6/21/2010	0.044375
2/10/1987	7.602	0.07602	0.074699	6/22/2010	0.044367
2/9/1987	7.516	0.07516	0.074685	6/23/2010	0.044357
2/6/1987	7.459	0.07459	0.074667	6/24/2010	0.044354
2/5/1987	7.417	0.07417	0.074651	6/25/2010	0.044346
2/4/1987	7.508	0.07508	0.074637	6/28/2010	0.044335
2/3/1987	7.516	0.07516	0.074617	6/29/2010	0.044322
2/2/1987	7.501	0.07501	0.074607	6/30/2010	0.044306
1/30/1987	7.474	0.07474	0.074597	7/1/2010	0.044292
1/29/1987	7.443	0.07443	0.074591	7/2/2010	0.044285
1/28/1987	7.459	0.07459	0.074584	7/5/2010	0.04428
1/27/1987	7.477	0.07477	0.074577	7/6/2010	0.044274
1/26/1987	7.472	0.07472	0.074571	7/7/2010	0.044269
1/23/1987	7.44	0.0744	0.074577	7/8/2010	0.044272
1/22/1987	7.34	0.0734	0.074582	7/9/2010	0.044274
1/21/1987	7.322	0.07322	0.074589	7/12/2010	0.044276
1/20/1987	7.314	0.07314	0.074592	7/13/2010	0.044278
1/16/1987	7.33	0.0733	0.074599	7/14/2010	0.044279
1/15/1987	7.381	0.07381	0.074604	7/15/2010	0.044274
1/14/1987	7.399	0.07399	0.074615	7/16/2010	0.04426
1/13/1987	7.365	0.07365	0.074634	7/19/2010	0.044248
1/12/1987	7.335	0.07335	0.07466	7/20/2010	0.044236
1/9/1987	7.279	0.07279	0.07469	7/21/2010	0.044218

1/8/1987	7.322	0.07322	0.074725	7/22/2010	0.0442
1/7/1987	7.289	0.07289	0.074756	7/23/2010	0.044189
1/6/1987	7.35	0.0735	0.074791	7/26/2010	0.04418
1/5/1987	7.335	0.07335	0.074821	7/27/2010	0.044175
1/2/1987	7.397	0.07397	0.074854	7/28/2010	0.044168
12/31/1986	7.485	0.07485	0.074881	7/29/2010	0.04416
12/30/1986	7.443	0.07443	0.074903	7/30/2010	0.044145
12/29/1986	7.428	0.07428	0.074928	8/2/2010	0.04413
12/26/1986	7.333	0.07333	0.074951	8/3/2010	0.044118
12/24/1986	7.335	0.07335	0.074984	8/4/2010	0.044109
12/23/1986	7.343	0.07343	0.075025	8/5/2010	0.044095
12/22/1986	7.348	0.07348	0.075067	8/6/2010	0.044084
12/19/1986	7.363	0.07363	0.075112	8/9/2010	0.044071
12/18/1986	7.371	0.07371	0.075146	8/10/2010	0.044055
12/17/1986	7.376	0.07376	0.075183	8/11/2010	0.044031
12/16/1986	7.381	0.07381	0.075228	8/12/2010	0.044009
12/15/1986	7.402	0.07402	0.075274	8/13/2010	0.043981
12/12/1986	7.392	0.07392	0.075326	8/16/2010	0.043947
12/11/1986	7.356	0.07356	0.075387	8/17/2010	0.043915
12/10/1986	7.313	0.07313	0.075451	8/18/2010	0.043881
12/9/1986	7.335	0.07335	0.07552	8/19/2010	0.043844
12/8/1986	7.318	0.07318	0.075596	8/20/2010	0.043809
12/5/1986	7.361	0.07361	0.075676	8/23/2010	0.043779
12/4/1986	7.26	0.0726	0.075752	8/24/2010	0.043744
12/3/1986	7.318	0.07318	0.075836	8/25/2010	0.043707
12/2/1986	7.348	0.07348	0.075923	8/26/2010	0.043669
12/1/1986	7.4	0.074	0.076012	8/27/2010	0.043639
11/28/1986	7.403	0.07403	0.0761	8/30/2010	0.043604
11/26/1986	7.41	0.0741	0.07619	8/31/2010	0.043568
11/25/1986	7.441	0.07441	0.076284	9/1/2010	0.043538
11/24/1986	7.382	0.07382	0.076375	9/2/2010	0.043512
11/21/1986	7.434	0.07434	0.07647	9/3/2010	0.043491
11/20/1986	7.483	0.07483	0.07656	9/6/2010	0.043471
11/19/1986	7.426	0.07426	0.076648	9/7/2010	0.04344
11/18/1986	7.512	0.07512	0.076743	9/8/2010	0.043414
11/17/1986	7.476	0.07476	0.076834	9/9/2010	0.043389
11/14/1986	7.52	0.0752	0.076927	9/10/2010	0.043363
11/13/1986	7.584	0.07584	0.077015	9/13/2010	0.043336
11/12/1986	7.587	0.07587	0.077104	9/14/2010	0.043308
11/10/1986	7.614	0.07614	0.077195	9/15/2010	0.04328
11/7/1986	7.662	0.07662	0.077285	9/16/2010	0.043251
11/6/1986	7.544	0.07544	0.077373	9/17/2010	0.043221
11/5/1986	7.588	0.07588	0.077467	9/20/2010	0.043191
11/4/1986	7.574	0.07574	0.077558	9/21/2010	0.043154
11/3/1986	7.568	0.07568	0.077648	9/22/2010	0.043115
10/31/1986	7.607	0.07607	0.077739	9/23/2010	0.043081
10/30/1986	7.598	0.07598	0.077837	9/24/2010	0.043048
10/29/1986	7.676	0.07676	0.077937	9/27/2010	0.043006
10/28/1986	7.784	0.07784	0.078032	9/28/2010	0.042958
10/27/1986	7.718	0.07718	0.078115	9/29/2010	0.042912
10/24/1986	7.764	0.07764	0.078195	9/30/2010	0.042862
10/23/1986	7.718	0.07718	0.078265	10/1/2010	0.042814
10/22/1986	7.767	0.07767	0.078344	10/4/2010	0.042765
10/21/1986	7.821	0.07821	0.078419	10/5/2010	0.04272
10/20/1986	7.902	0.07902	0.078492	10/6/2010	0.042673

10/17/1986	7.832	0.07832	0.07856	10/7/2010	0.042627
10/16/1986	7.798	0.07798	0.078632	10/8/2010	0.042583
10/15/1986	7.752	0.07752	0.078705	#####	0.042538
10/14/1986	7.789	0.07789	0.078782	#####	0.042499
10/10/1986	7.659	0.07659	0.078859	#####	0.042455
10/9/1986	7.609	0.07609	0.078942	#####	0.042417
10/8/1986	7.614	0.07614	0.079028	#####	0.04238
10/7/1986	7.537	0.07537	0.079117	#####	0.042341
10/6/1986	7.526	0.07526	0.07921	#####	0.042306
10/3/1986	7.524	0.07524	0.079301	#####	0.042265
10/2/1986	7.625	0.07625	0.079397	#####	0.042231
10/1/1986	7.6	0.076	0.079492	#####	0.042199
9/30/1986	7.592	0.07592	0.079588	#####	0.042165
9/29/1986	7.692	0.07692	0.079685	#####	0.042136
9/26/1986	7.631	0.07631	0.079784	#####	0.042112
9/25/1986	7.661	0.07661	0.079888	#####	0.04209
9/24/1986	7.631	0.07631	0.079998	#####	0.042062
9/23/1986	7.709	0.07709	0.08011	11/1/2010	0.042035
9/22/1986	7.777	0.07777	0.080218	11/2/2010	0.042004
9/19/1986	7.817	0.07817	0.080323	11/3/2010	0.041977
9/18/1986	7.737	0.07737	0.080429	11/4/2010	0.041954
9/17/1986	7.639	0.07639	0.080534	11/5/2010	0.041935
9/16/1986	7.658	0.07658	0.080647	11/8/2010	0.041913
9/15/1986	7.639	0.07639	0.080761	11/9/2010	0.041897
9/12/1986	7.675	0.07675	0.080877	#####	0.041877
9/11/1986	7.72	0.0772	0.080993	#####	0.041862
9/10/1986	7.545	0.07545	0.081103	#####	0.04185
9/9/1986	7.466	0.07466	0.081222	#####	0.041846
9/8/1986	7.603	0.07603	0.081348	#####	0.04183
9/5/1986	7.531	0.07531	0.081468	#####	0.041812
9/4/1986	7.418	0.07418	0.081598	#####	0.041793
9/3/1986	7.379	0.07379	0.081735	#####	0.041773
9/2/1986	7.323	0.07323	0.081869	#####	0.041751
8/29/1986	7.197	0.07197	0.082004	#####	0.041729
8/28/1986	7.246	0.07246	0.082151	#####	0.041708
8/26/1986	7.197	0.07197	0.082297	#####	0.041685
8/25/1986	7.225	0.07225	0.082446	#####	0.04166
8/22/1986	7.274	0.07274	0.082593	#####	0.041631
8/21/1986	7.194	0.07194	0.08274	#####	0.041605
8/20/1986	7.159	0.07159	0.082891	12/1/2010	0.041585
8/19/1986	7.169	0.07169	0.083046	12/2/2010	0.041569
8/18/1986	7.264	0.07264	0.0832	12/3/2010	0.041557
8/15/1986	7.287	0.07287	0.083353	12/6/2010	0.041541
8/14/1986	7.282	0.07282	0.083515	12/7/2010	0.041531
8/13/1986	7.266	0.07266	0.083673	12/8/2010	0.041525
8/12/1986	7.344	0.07344	0.083829	12/9/2010	0.041517
8/11/1986	7.339	0.07339	0.083981	#####	0.041506
8/8/1986	7.415	0.07415	0.084132	#####	0.041492
8/7/1986	7.526	0.07526	0.084283	#####	0.041485
8/6/1986	7.575	0.07575	0.084428	#####	0.04148
8/5/1986	7.509	0.07509	0.084572	#####	0.041474
8/4/1986	7.45	0.0745	0.084723	#####	0.041464
8/1/1986	7.445	0.07445	0.084877	#####	0.041455
7/31/1986	7.418	0.07418	0.085034	#####	0.041446
7/30/1986	7.466	0.07466	0.085193	#####	0.04144



7/29/1986	7.474	0.07474	0.08535	#####	0.041434
7/28/1986	7.566	0.07566	0.085507	#####	0.041429
7/25/1986	7.407	0.07407	0.085661	#####	0.041421
7/24/1986	7.386	0.07386	0.085822	#####	0.041417
7/23/1986	7.339	0.07339	0.085982	#####	0.041402
7/22/1986	7.269	0.07269	0.086142	#####	0.041385
7/21/1986	7.174	0.07174	0.086306	#####	0.041365
7/18/1986	7.184	0.07184	0.086475	1/3/2011	0.041346
7/17/1986	7.177	0.07177	0.086643	1/4/2011	0.041329
7/16/1986	7.174	0.07174	0.086809	1/5/2011	0.041321
7/15/1986	7.114	0.07114	0.086976	1/6/2011	0.04131
7/14/1986	7.136	0.07136	0.087148	1/7/2011	0.041294
7/11/1986	7.182	0.07182	0.087323	1/10/2011	0.041275
7/10/1986	7.126	0.07126	0.087493	1/11/2011	0.041258
7/9/1986	7.136	0.07136	0.087667	1/12/2011	0.041247
7/8/1986	7.22	0.0722	0.087844	1/13/2011	0.041235
7/7/1986	7.159	0.07159	0.088013	1/14/2011	0.041224
7/3/1986	7.164	0.07164	0.088184	1/17/2011	0.041216
7/2/1986	7.215	0.07215	0.088355	1/18/2011	0.04121
7/1/1986	7.195	0.07195	0.088532	1/19/2011	0.0412
6/30/1986	7.23	0.0723	0.088707	1/20/2011	0.041195
6/27/1986	7.277	0.07277	0.08888	1/21/2011	0.041189
6/26/1986	7.339	0.07339	0.089052	1/24/2011	0.041182
6/25/1986	7.355	0.07355	0.08922	1/25/2011	0.041173
6/24/1986	7.345	0.07345	0.089376	1/26/2011	0.041172
6/23/1986	7.456	0.07456	0.089528	1/27/2011	0.041168
6/20/1986	7.434	0.07434	0.089678	1/28/2011	0.041162
6/19/1986	7.526	0.07526	0.089829	1/31/2011	0.041157
6/18/1986	7.44	0.0744	0.089971	2/1/2011	0.041159
6/17/1986	7.408	0.07408	0.090117	2/2/2011	0.041159
6/16/1986	7.445	0.07445	0.090265	2/3/2011	0.041163
6/13/1986	7.464	0.07464	0.090414	2/4/2011	0.041173
6/12/1986	7.647	0.07647	0.090563	2/7/2011	0.041182
6/11/1986	7.719	0.07719	0.090701	2/8/2011	0.041199
6/10/1986	7.742	0.07742	0.090836	2/9/2011	0.041216
6/9/1986	7.765	0.07765	0.090972	2/10/2011	0.041244
6/6/1986	7.666	0.07666	0.091109	2/11/2011	0.041264
6/5/1986	7.886	0.07886	0.091251	2/14/2011	0.041277
6/4/1986	7.886	0.07886	0.091391	2/15/2011	0.04129
6/3/1986	7.805	0.07805	0.091526	2/16/2011	0.041299
6/2/1986	7.915	0.07915	0.09167	2/17/2011	0.041312
5/30/1986	7.748	0.07748	0.091806	2/18/2011	0.041329
5/29/1986	7.692	0.07692	0.091949	2/21/2011	0.041345
5/28/1986	7.467	0.07467	0.092097	2/22/2011	0.041364
5/27/1986	7.387	0.07387	0.092259	2/23/2011	0.041381
5/23/1986	7.435	0.07435	0.092426	2/24/2011	0.041404
5/22/1986	7.502	0.07502	0.09259	2/25/2011	0.041423
5/21/1986	7.581	0.07581	0.092753	2/28/2011	0.041444
5/20/1986	7.543	0.07543	0.092906	3/1/2011	0.041465
5/19/1986	7.703	0.07703	0.093062	3/2/2011	0.041489
5/16/1986	7.614	0.07614	0.093215	3/3/2011	0.041507
5/15/1986	7.554	0.07554	0.093372	3/4/2011	0.041527
5/14/1986	7.456	0.07456	0.093531	3/7/2011	0.041547
5/13/1986	7.398	0.07398	0.093689	3/8/2011	0.041572
5/12/1986	7.435	0.07435	0.093849	3/9/2011	0.04159



5/9/1986	7.351	0.07351	0.094006	3/10/2011	0.041601
5/8/1986	7.403	0.07403	0.094168	3/11/2011	0.041622
5/7/1986	7.508	0.07508	0.094322	3/14/2011	0.041645
5/6/1986	7.492	0.07492	0.094472	3/15/2011	0.041662
5/5/1986	7.445	0.07445	0.094612	3/16/2011	0.041675
5/2/1986	7.618	0.07618	0.094757	3/17/2011	0.041685
5/1/1986	7.549	0.07549	0.094898	3/18/2011	0.041698
4/30/1986	7.45	0.0745	0.095043	3/21/2011	0.041712
4/29/1986	7.414	0.07414	0.095192	3/22/2011	0.041723
4/28/1986	7.495	0.07495	0.095339	3/23/2011	0.041736
4/25/1986	7.567	0.07567	0.095478	3/24/2011	0.041754
4/24/1986	7.613	0.07613	0.095614	3/25/2011	0.041772
4/23/1986	7.439	0.07439	0.095747	3/28/2011	0.041788
4/22/1986	7.331	0.07331	0.095896	3/29/2011	0.04181
4/21/1986	7.147	0.07147	0.096051	3/30/2011	0.041833
4/18/1986	7.153	0.07153	0.096215	3/31/2011	0.041853
4/17/1986	7.128	0.07128	0.096379	4/1/2011	0.041874
4/16/1986	7.109	0.07109	0.09655	4/4/2011	0.041898
4/15/1986	7.318	0.07318	0.096726	4/5/2011	0.041926
4/14/1986	7.288	0.07288	0.096895	4/6/2011	0.041962
4/11/1986	7.362	0.07362	0.097061	4/7/2011	0.041998
4/10/1986	7.308	0.07308	0.097221	4/8/2011	0.042033
4/9/1986	7.321	0.07321	0.09738	4/11/2011	0.042068
4/8/1986	7.36	0.0736	0.097532	4/12/2011	0.042102
4/7/1986	7.577	0.07577	0.097676	4/13/2011	0.042132
4/4/1986	7.55	0.0755	0.09781	4/14/2011	0.042159
4/3/1986	7.474	0.07474	0.09795	4/15/2011	0.04218
4/2/1986	7.38	0.0738	0.098099	4/18/2011	0.0422
4/1/1986	7.456	0.07456	0.098253	4/19/2011	0.042216
3/31/1986	7.44	0.0744	0.098402	4/20/2011	0.042238
3/27/1986	7.592	0.07592	0.098556	4/21/2011	0.042263
3/26/1986	7.783	0.07783	0.098692	4/22/2011	0.042289
3/25/1986	7.888	0.07888	0.098816	4/25/2011	0.042313
3/24/1986	7.932	0.07932	0.098937	4/26/2011	0.042334
3/21/1986	7.969	0.07969	0.09906	4/27/2011	0.042362
3/20/1986	7.952	0.07952	0.099189	4/28/2011	0.042385
3/19/1986	7.991	0.07991	0.099326	4/29/2011	0.042404
3/18/1986	7.952	0.07952	0.099461	5/2/2011	0.042422
3/17/1986	7.979	0.07979	0.099598	5/3/2011	0.042436
3/14/1986	7.952	0.07952	0.099741	5/4/2011	0.042449
3/13/1986	7.913	0.07913	0.099888	5/5/2011	0.042457
3/12/1986	7.943	0.07943	0.100039	5/6/2011	0.042472
3/11/1986	7.894	0.07894	0.100184	5/9/2011	0.042485
3/10/1986	8.002	0.08002	0.100329	5/10/2011	0.0425
3/7/1986	8.145	0.08145	0.100475	5/11/2011	0.042511
3/6/1986	8.193	0.08193	0.100618	5/12/2011	0.042526
3/5/1986	8.24	0.0824	0.100762	5/13/2011	0.042541
3/4/1986	8.052	0.08052	0.100901	5/16/2011	0.042554
3/3/1986	8.094	0.08094	0.101057	5/17/2011	0.042565
2/28/1986	8.281	0.08281	0.101212	5/18/2011	0.042584
2/27/1986	8.297	0.08297	0.101365	5/19/2011	0.042602
2/26/1986	8.456	0.08456	0.101518	5/20/2011	0.042624
2/25/1986	8.614	0.08614	0.101659	5/23/2011	0.042652
2/24/1986	8.625	0.08625	0.101792	5/24/2011	0.042676
2/21/1986	8.698	0.08698	0.101925	5/25/2011	0.042704

2/20/1986	8.857	0.08857	0.102057	5/26/2011	0.042732
2/19/1986	8.909	0.08909	0.102183	5/27/2011	0.042761
2/18/1986	8.892	0.08892	0.102311	5/30/2011	0.04279
2/14/1986	8.939	0.08939	0.102442	5/31/2011	0.042823
2/13/1986	9.045	0.09045	0.102565	6/1/2011	0.042852
2/12/1986	9.129	0.09129	0.102685	6/2/2011	0.042889
2/11/1986	9.16	0.0916	0.102798	6/3/2011	0.042915
2/10/1986	9.203	0.09203	0.102905	6/6/2011	0.042949
2/7/1986	9.292	0.09292	0.103005	6/7/2011	0.042986
2/6/1986	9.265	0.09265	0.103103	6/8/2011	0.043013
2/5/1986	9.278	0.09278	0.103201	6/9/2011	0.043038
2/4/1986	9.236	0.09236	0.103303	6/10/2011	0.043058
2/3/1986	9.242	0.09242	0.103405	6/13/2011	0.043079
1/31/1986	9.319	0.09319	0.103511	6/14/2011	0.043111
1/30/1986	9.343	0.09343	0.103614	6/15/2011	0.043134
1/29/1986	9.337	0.09337	0.103717	6/16/2011	0.043151
1/28/1986	9.284	0.09284	0.103827	6/17/2011	0.043168
1/27/1986	9.355	0.09355	0.103942	6/20/2011	0.043185
1/24/1986	9.415	0.09415	0.104061	6/21/2011	0.043206
1/23/1986	9.409	0.09409	0.104172	6/22/2011	0.043224
1/22/1986	9.427	0.09427	0.104286	6/23/2011	0.043236
1/21/1986	9.415	0.09415	0.104398	6/24/2011	0.04325
1/17/1986	9.421	0.09421	0.10451	6/27/2011	0.043271
1/16/1986	9.355	0.09355	0.10462	6/28/2011	0.043298
1/15/1986	9.403	0.09403	0.104737	6/29/2011	0.043329
1/14/1986	9.556	0.09556	0.104857	6/30/2011	0.043361
1/13/1986	9.606	0.09606	0.104967	7/1/2011	0.043391
1/10/1986	9.569	0.09569	0.105074	7/4/2011	0.043425
1/9/1986	9.44	0.0944	0.105186	7/5/2011	0.04346
1/8/1986	9.32	0.0932	0.1053	7/6/2011	0.043494
1/7/1986	9.161	0.09161	0.105424	7/7/2011	0.043528
1/6/1986	9.302	0.09302	0.10556	7/8/2011	0.043557
1/3/1986	9.278	0.09278	0.105691	7/11/2011	0.043582
1/2/1986	9.273	0.09273	0.105821	7/12/2011	0.043603
12/31/1985	9.267	0.09267	0.105948	7/13/2011	0.043628
12/30/1985	9.261	0.09261	0.106069	7/14/2011	0.043655
12/27/1985	9.267	0.09267	0.106193	7/15/2011	0.04368
12/26/1985	9.291	0.09291	0.106314	7/18/2011	0.043708
12/24/1985	9.32	0.0932	0.106444	7/19/2011	0.043726
12/23/1985	9.338	0.09338	0.106573	7/20/2011	0.043748
12/20/1985	9.326	0.09326	0.106697	7/21/2011	0.043768
12/19/1985	9.392	0.09392	0.106824	7/22/2011	0.043782
12/18/1985	9.392	0.09392	0.106931	7/25/2011	0.0438
12/17/1985	9.339	0.09339	0.107031	7/26/2011	0.043819
12/16/1985	9.447	0.09447	0.10713	7/27/2011	0.043838
12/13/1985	9.52	0.0952	0.107218	7/28/2011	0.043853
12/12/1985	9.539	0.09539	0.107306	7/29/2011	0.043862
12/11/1985	9.527	0.09527	0.107395	8/1/2011	0.043871
12/10/1985	9.664	0.09664	0.107482	8/2/2011	0.043867
12/9/1985	9.714	0.09714	0.107564	8/3/2011	0.043859
12/6/1985	9.856	0.09856	0.107644	8/4/2011	0.04384
12/5/1985	9.876	0.09876	0.107715	8/5/2011	0.043833
12/4/1985	9.863	0.09863	0.107786	8/8/2011	0.043816
12/3/1985	9.882	0.09882	0.107859	8/9/2011	0.0438
12/2/1985	9.935	0.09935	0.107925	8/10/2011	0.043774

11/29/1985	9.837	0.09837	0.107984	8/11/2011	0.043759
11/27/1985	9.896	0.09896	0.108046	8/12/2011	0.043739
11/26/1985	9.949	0.09949	0.10811	8/15/2011	0.043722
11/25/1985	9.962	0.09962	0.108171	8/16/2011	0.043693
11/22/1985	9.996	0.09996	0.10823	8/17/2011	0.043659
11/21/1985	9.921	0.09921	0.108296	8/18/2011	0.043618
11/20/1985	9.915	0.09915	0.108368	8/19/2011	0.043574
11/19/1985	9.977	0.09977	0.108447	8/22/2011	0.043524
11/18/1985	10.008	0.10008	0.108523	8/23/2011	0.043485
11/15/1985	10.135	0.10135	0.108601	8/24/2011	0.043454
11/14/1985	10.161	0.10161	0.108675	8/25/2011	0.04342
11/13/1985	10.059	0.10059	0.108748	8/26/2011	0.043384
11/12/1985	10.027	0.10027	0.108822	8/29/2011	0.043354
11/8/1985	10.129	0.10129	0.108896	8/30/2011	0.04332
11/7/1985	10.168	0.10168	0.108962	8/31/2011	0.043286
11/6/1985	10.181	0.10181	0.109029	9/1/2011	0.043247
11/5/1985	10.161	0.10161	0.109101	9/2/2011	0.043202
11/4/1985	10.207	0.10207	0.109173	9/5/2011	0.043159
11/1/1985	10.226	0.10226	0.109249	9/6/2011	0.043118
10/31/1985	10.246	0.10246	0.109314	9/7/2011	0.043074
10/30/1985	10.265	0.10265	0.109376	9/8/2011	0.043027
10/29/1985	10.325	0.10325	0.109435	9/9/2011	0.042973
10/28/1985	10.513	0.10513	0.109492	9/12/2011	0.042924
10/25/1985	10.445	0.10445	0.109533	9/13/2011	0.042872
10/24/1985	10.391	0.10391	0.109579	9/14/2011	0.042813
10/23/1985	10.371	0.10371	0.109627	9/15/2011	0.04276
10/22/1985	10.371	0.10371	0.109678	9/16/2011	0.042705
10/21/1985	10.425	0.10425	0.109727	9/19/2011	0.042645
10/18/1985	10.439	0.10439	0.109779	9/20/2011	0.042579
10/17/1985	10.445	0.10445	0.109836	9/21/2011	0.042499
10/16/1985	10.527	0.10527	0.109894	9/22/2011	0.042412
10/15/1985	10.534	0.10534	0.109944	9/23/2011	0.042335
10/11/1985	10.596	0.10596	0.109995	9/26/2011	0.042263
10/10/1985	10.589	0.10589	0.110046	9/27/2011	0.042195
10/9/1985	10.61	0.1061	0.1101	9/28/2011	0.042127
10/8/1985	10.603	0.10603	0.110148	9/29/2011	0.042056
10/7/1985	10.652	0.10652	0.110195	9/30/2011	0.041978
10/4/1985	10.624	0.10624	0.110238	10/3/2011	0.041894
10/3/1985	10.582	0.10582	0.110283	10/4/2011	0.041808
10/2/1985	10.555	0.10555	0.11033	10/5/2011	0.041729
10/1/1985	10.534	0.10534	0.110377	10/6/2011	0.041655
9/30/1985	10.555	0.10555	0.110419	10/7/2011	0.041589
9/27/1985	10.548	0.10548	0.110456	#####	0.04152
9/26/1985	10.494	0.10494	0.110495	#####	0.041455
9/25/1985	10.514	0.10514	0.110535	#####	0.041387
9/24/1985	10.569	0.10569	0.11058	#####	0.041319
9/23/1985	10.624	0.10624	0.110628	#####	0.041257
9/20/1985	10.576	0.10576	0.110676	#####	0.04119
9/19/1985	10.611	0.10611	0.11073	#####	0.041124
9/18/1985	10.681	0.10681	0.110783	#####	0.041056
9/17/1985	10.604	0.10604	0.11084	#####	0.040992
9/16/1985	10.569	0.10569	0.110896	#####	0.040929
9/13/1985	10.583	0.10583	0.11095	#####	0.040866
9/12/1985	10.751	0.10751	0.111008	#####	0.040794
9/11/1985	10.709	0.10709	0.111053	#####	0.040729

9/10/1985	10.695	0.10695	0.11109	#####	0.040671
9/9/1985	10.702	0.10702	0.11113	#####	0.040612
9/6/1985	10.702	0.10702	0.111168	#####	0.040541
9/5/1985	10.474	0.10474	0.111211	11/1/2011	0.040466
9/4/1985	10.394	0.10394	0.111266	11/2/2011	0.040388
9/3/1985	10.441	0.10441	0.111331	11/3/2011	0.040315
8/30/1985	10.468	0.10468	0.111395	11/4/2011	0.040243
8/29/1985	10.361	0.10361	0.111458	11/7/2011	0.04017
8/28/1985	10.361	0.10361	0.111518	11/8/2011	0.040096
8/27/1985	10.367	0.10367	0.111579	11/9/2011	0.040016
8/26/1985	10.435	0.10435	0.111643	#####	0.039938
8/23/1985	10.435	0.10435	0.111706	#####	0.039858
8/22/1985	10.408	0.10408	0.111774	#####	0.039779
8/21/1985	10.411	0.10411	0.111855	#####	0.039695
8/20/1985	10.462	0.10462	0.11194	#####	0.039611
8/19/1985	10.503	0.10503	0.112023	#####	0.039522
8/16/1985	10.517	0.10517	0.112104	#####	0.039437
8/15/1985	10.676	0.10676	0.112185	#####	0.039351
8/14/1985	10.599	0.10599	0.112259	#####	0.039262
8/13/1985	10.683	0.10683	0.112336	#####	0.039169
8/12/1985	10.641	0.10641	0.112411	#####	0.039078
8/9/1985	10.599	0.10599	0.112492	#####	0.038989
8/8/1985	10.662	0.10662	0.112581	#####	0.038902
8/7/1985	10.698	0.10698	0.112663	#####	0.038819
8/6/1985	10.718	0.10718	0.112746	#####	0.038743
8/5/1985	10.718	0.10718	0.112822	12/1/2011	0.03867
8/2/1985	10.772	0.10772	0.112891	12/2/2011	0.038597
8/1/1985	10.637	0.10637	0.112964	12/5/2011	0.038523
7/31/1985	10.657	0.10657	0.113047	12/6/2011	0.038454
7/30/1985	10.765	0.10765	0.113129	12/7/2011	0.038379
7/29/1985	10.764	0.10764	0.113202	12/8/2011	0.038298
7/26/1985	10.737	0.10737	0.113269	12/9/2011	0.038223
7/25/1985	10.61	0.1061	0.113335	#####	0.038145
7/24/1985	10.604	0.10604	0.113411	#####	0.038062
7/23/1985	10.571	0.10571	0.113489	#####	0.037977
7/22/1985	10.577	0.10577	0.113568	#####	0.037898
7/19/1985	10.492	0.10492	0.113644	#####	0.037813
7/18/1985	10.498	0.10498	0.113732	#####	0.037726
7/17/1985	10.294	0.10294	0.113823	#####	0.037649
7/16/1985	10.344	0.10344	0.113924	#####	0.037581
7/15/1985	10.453	0.10453	0.114029	#####	0.037509
7/12/1985	10.44	0.1044	0.114129	#####	0.037441
7/11/1985	10.44	0.1044	0.114237	#####	0.037371
7/10/1985	10.338	0.10338	0.114344	#####	0.037301
7/9/1985	10.281	0.10281	0.114453	#####	0.037224
7/8/1985	10.281	0.10281	0.114567	#####	0.037145
7/5/1985	10.275	0.10275	0.114682	#####	0.037065
7/3/1985	10.427	0.10427	0.114795	1/2/2012	0.036985
7/2/1985	10.427	0.10427	0.114902	1/3/2012	0.036907
7/1/1985	10.427	0.10427	0.115003	1/4/2012	0.036833
6/28/1985	10.439	0.10439	0.115103	1/5/2012	0.036761
6/27/1985	10.55	0.1055	0.115202	1/6/2012	0.036687
6/26/1985	10.622	0.10622	0.11529	1/9/2012	0.036615
6/25/1985	10.695	0.10695	0.115378	1/10/2012	0.036541
6/24/1985	10.609	0.10609	0.115465	1/11/2012	0.036459

6/21/1985	10.563	0.10563	0.115558	1/12/2012	0.036377
6/20/1985	10.491	0.10491	0.115662	1/13/2012	0.03629
6/19/1985	10.369	0.10369	0.11576	1/16/2012	0.036203
6/18/1985	10.237	0.10237	0.115868	1/17/2012	0.036119
6/17/1985	10.255	0.10255	0.11598	1/18/2012	0.03604
6/14/1985	10.343	0.10343	0.116084	1/19/2012	0.035965
6/13/1985	10.458	0.10458	0.116197	1/20/2012	0.035896
6/12/1985	10.458	0.10458	0.116303	1/23/2012	0.03583
6/10/1985	10.433	0.10433	0.116411	1/24/2012	0.035766
6/7/1985	10.523	0.10523	0.116513	1/25/2012	0.0357
6/6/1985	10.306	0.10306	0.116615	1/26/2012	0.035631
6/5/1985	10.268	0.10268	0.116736	1/27/2012	0.03556
6/4/1985	10.318	0.10318	0.116861	1/30/2012	0.035488
6/3/1985	10.381	0.10381	0.116989	1/31/2012	0.035415
5/31/1985	10.556	0.10556	0.117111	2/1/2012	0.035342
5/30/1985	10.695	0.10695	0.11722	2/2/2012	0.035271
5/29/1985	10.675	0.10675	0.117331	2/3/2012	0.035207
5/28/1985	10.708	0.10708	0.117453	2/6/2012	0.035143
5/24/1985	10.83	0.1083	0.117575	2/7/2012	0.035083
5/23/1985	10.899	0.10899	0.117691	2/8/2012	0.035025
5/22/1985	10.927	0.10927	0.117801	2/9/2012	0.034971
5/21/1985	10.851	0.10851	0.117908	2/10/2012	0.034914
5/20/1985	10.796	0.10796	0.118022	2/13/2012	0.034854
5/17/1985	10.906	0.10906	0.118139	2/14/2012	0.034791
5/16/1985	11.011	0.11011	0.118245	2/15/2012	0.03473
5/15/1985	11.075	0.11075	0.118353	2/16/2012	0.03467
5/14/1985	11.025	0.11025	0.118463	2/17/2012	0.034612
5/13/1985	11.168	0.11168	0.118576	2/20/2012	0.034556
5/10/1985	11.197	0.11197	0.118676	2/21/2012	0.034505
5/9/1985	11.336	0.11336	0.11879	2/22/2012	0.034447
5/8/1985	11.365	0.11365	0.118899	2/23/2012	0.034389
5/7/1985	11.27	0.1127	0.119004	2/24/2012	0.034329
5/6/1985	11.262	0.11262	0.119121	2/27/2012	0.034268
5/3/1985	11.299	0.11299	0.11924	2/28/2012	0.034209
5/2/1985	11.336	0.11336	0.119355	2/29/2012	0.03415
5/1/1985	11.38	0.1138	0.119466	3/1/2012	0.034096
4/30/1985	11.463	0.11463	0.119574	3/2/2012	0.034039
4/29/1985	11.516	0.11516	0.119679	3/5/2012	0.033984
4/26/1985	11.403	0.11403	0.119776	3/6/2012	0.033927
4/25/1985	11.441	0.11441	0.119882	3/7/2012	0.033876
4/24/1985	11.377	0.11377	0.119984	3/8/2012	0.033822
4/23/1985	11.307	0.11307	0.120079	3/9/2012	0.03377
4/22/1985	11.211	0.11211	0.12017	3/12/2012	0.033716
4/19/1985	11.248	0.11248	0.120266	3/13/2012	0.033666
4/18/1985	11.226	0.11226	0.120364	3/14/2012	0.033627
4/17/1985	11.321	0.11321	0.120467	3/15/2012	0.033587
4/16/1985	11.274	0.11274	0.12057	3/16/2012	0.033548
4/15/1985	11.351	0.11351	0.120678	3/19/2012	0.033512
4/12/1985	11.388	0.11388	0.120777	3/20/2012	0.033469
4/11/1985	11.392	0.11392	0.120878	3/21/2012	0.033429
4/10/1985	11.54	0.1154	0.120981	3/22/2012	0.033388
4/9/1985	11.589	0.11589	0.121072	3/23/2012	0.033343
4/8/1985	11.726	0.11726	0.121156	3/26/2012	0.0333
4/4/1985	11.648	0.11648	0.121246	3/27/2012	0.033254
4/3/1985	11.691	0.11691	0.121351	3/28/2012	0.033209



4/2/1985	11.671	0.11671	0.121461	3/29/2012	0.033164
4/1/1985	11.636	0.11636	0.121569	3/30/2012	0.033122
3/29/1985	11.64	0.1164	0.121672	4/2/2012	0.033073
3/28/1985	11.687	0.11687	0.121776	4/3/2012	0.033029
3/27/1985	11.805	0.11805	0.121872	4/4/2012	0.032978
3/26/1985	11.75	0.1175	0.121955	4/5/2012	0.032926
3/25/1985	11.75	0.1175	0.122041	4/6/2012	0.032867
3/22/1985	11.813	0.11813	0.122126	4/9/2012	0.032807
3/21/1985	11.711	0.11711	0.122217	4/10/2012	0.032745
3/20/1985	11.806	0.11806	0.122303	4/11/2012	0.032687
3/19/1985	11.87	0.1187	0.122386	4/12/2012	0.032629
3/18/1985	11.934	0.11934	0.122474	4/13/2012	0.032571
3/14/1985	11.87	0.1187	0.122549	4/16/2012	0.032517
3/13/1985	11.822	0.11822	0.122626	4/17/2012	0.032466
3/12/1985	11.688	0.11688	0.122696	4/18/2012	0.032414
3/11/1985	11.727	0.11727	0.122765	4/19/2012	0.032357
3/8/1985	11.696	0.11696	0.122837	4/20/2012	0.032301
3/7/1985	11.887	0.11887	0.122906	4/23/2012	0.03224
3/6/1985	11.911	0.11911	0.122957	4/24/2012	0.032187
3/5/1985	11.807	0.11807	0.123006	4/25/2012	0.032131
2/28/1985	11.875	0.11875	0.123059	4/26/2012	0.032072
2/20/1985	11.535	0.11535	0.123107	4/27/2012	0.032015
2/19/1985	11.377	0.11377	0.12317	4/30/2012	0.031955
2/15/1985	11.325	0.11325	0.123237	5/1/2012	0.031898
2/14/1985	11.208	0.11208	0.123306	5/2/2012	0.031839
2/13/1985	11.281	0.11281	0.123383	5/3/2012	0.031782
2/11/1985	11.325	0.11325	0.12346	5/4/2012	0.03173
2/8/1985	11.256	0.11256	0.123532	5/7/2012	0.031679
2/7/1985	11.311	0.11311	0.123606	5/8/2012	0.031635
2/6/1985	11.316	0.11316	0.12367	5/9/2012	0.031591
2/5/1985	11.265	0.11265	0.123735	5/10/2012	0.03156
2/4/1985	11.301	0.11301	0.123801	5/11/2012	0.031518
2/1/1985	11.316	0.11316	0.123855	5/14/2012	0.031482
1/31/1985	11.207	0.11207	0.123914	5/15/2012	0.031446
1/30/1985	11.121	0.11121	0.123979	5/16/2012	0.031416
1/29/1985	11.064	0.11064	0.124047	5/17/2012	0.031367
1/28/1985	11.178	0.11178	0.12412	5/18/2012	0.031321
1/25/1985	11.167	0.11167	0.12419	5/21/2012	0.031273
1/24/1985	11.157	0.11157	0.124264	5/22/2012	0.031232
1/23/1985	11.309	0.11309	0.124338	5/23/2012	0.031195
1/22/1985	11.353	0.11353	0.1244	5/24/2012	0.031168
1/18/1985	11.51	0.1151	0.124456	5/25/2012	0.03114
1/17/1985	11.495	0.11495	0.124506	5/28/2012	0.031111
1/15/1985	11.555	0.11555	0.124551	5/29/2012	0.031079
1/14/1985	11.631	0.11631	0.124597	5/30/2012	0.031032
1/11/1985	11.624	0.11624	0.124638	5/31/2012	0.030984
1/10/1985	11.533	0.11533	0.124682	6/1/2012	0.030933
1/9/1985	11.495	0.11495	0.12473	6/4/2012	0.030882
1/8/1985	11.45	0.1145	0.124783	6/5/2012	0.030838
1/7/1985	11.514	0.11514	0.124837	6/6/2012	0.030795
1/4/1985	11.624	0.11624	0.124888	6/7/2012	0.030757
1/3/1985	11.601	0.11601	0.124929	6/8/2012	0.030729
1/2/1985	11.725	0.11725	0.124962	6/11/2012	0.0307
12/31/1984	11.526	0.11526	0.124996	6/12/2012	0.030675
12/28/1984	11.481	0.11481	0.125039	6/13/2012	0.030642



12/27/1984	11.458	0.11458	0.125081	6/14/2012	0.030614
12/26/1984	11.451	0.11451	0.125125	6/15/2012	0.030585
12/24/1984	11.34	0.1134	0.125171	6/18/2012	0.030556
12/21/1984	11.362	0.11362	0.125219	6/19/2012	0.030526
12/20/1984	11.355	0.11355	0.125262	6/20/2012	0.030499
12/19/1984	11.384	0.11384	0.125302	6/21/2012	0.030466
12/18/1984	11.355	0.11355	0.125336	6/22/2012	0.030438
12/17/1984	11.459	0.11459	0.125374	6/25/2012	0.030411
12/14/1984	11.587	0.11587	0.125409	6/26/2012	0.030386
12/13/1984	11.61	0.1161	0.12544	6/27/2012	0.030371
12/12/1984	11.512	0.11512	0.125467	6/28/2012	0.030365
12/11/1984	11.572	0.11572	0.125496	6/29/2012	0.030358
12/10/1984	11.611	0.11611	0.125525	7/2/2012	0.030343
12/7/1984	11.672	0.11672	0.125548	7/3/2012	0.030326
12/6/1984	11.573	0.11573	0.125565	7/4/2012	0.03031
12/5/1984	11.543	0.11543	0.125587	7/5/2012	0.030293
12/4/1984	11.505	0.11505	0.125607	7/6/2012	0.030281
12/3/1984	11.52	0.1152	0.125627	7/9/2012	0.030275
11/30/1984	11.528	0.11528	0.125648	7/10/2012	0.030265
11/29/1984	11.498	0.11498	0.125667	7/11/2012	0.030253
11/28/1984	11.364	0.11364	0.125684	7/12/2012	0.030234
11/27/1984	11.305	0.11305	0.125707	7/13/2012	0.030212
11/26/1984	11.313	0.11313	0.12573	7/16/2012	0.030189
11/23/1984	11.298	0.11298	0.125753	7/17/2012	0.030164
11/21/1984	11.417	0.11417	0.125774	7/18/2012	0.030134
11/20/1984	11.537	0.11537	0.125788	7/19/2012	0.030107
11/19/1984	11.575	0.11575	0.125797	7/20/2012	0.030073
11/16/1984	11.659	0.11659	0.125806	7/23/2012	0.030041
11/15/1984	11.678	0.11678	0.125809	7/24/2012	0.030005
11/14/1984	11.813	0.11813	0.125808	7/25/2012	0.029969
11/13/1984	11.725	0.11725	0.125802	7/26/2012	0.029934
11/9/1984	11.644	0.11644	0.125801	7/27/2012	0.029902
11/8/1984	11.752	0.11752	0.125803	7/30/2012	0.029867
11/7/1984	11.644	0.11644	0.125799	7/31/2012	0.029838
11/5/1984	11.45	0.1145	0.125801	8/1/2012	0.029807
11/2/1984	11.5	0.115	0.12581	8/2/2012	0.029762
11/1/1984	11.465	0.11465	0.125819	8/3/2012	0.029725
10/31/1984	11.558	0.11558	0.125827	8/6/2012	0.029701
10/30/1984	11.565	0.11565	0.125829	8/7/2012	0.029687
10/29/1984	11.696	0.11696	0.125832	8/8/2012	0.029674
10/26/1984	11.733	0.11733	0.125837	8/9/2012	0.029656
10/25/1984	11.711	0.11711	0.12584	8/10/2012	0.029639
10/24/1984	11.572	0.11572	0.125844	8/13/2012	0.029622
10/23/1984	11.58	0.1158	0.125855	8/14/2012	0.029606
10/22/1984	11.638	0.11638	0.125869	8/15/2012	0.029601
10/19/1984	11.711	0.11711	0.125879	8/16/2012	0.029593
10/18/1984	11.793	0.11793	0.125885	8/17/2012	0.029583
10/17/1984	12.02	0.1202	0.125891	8/20/2012	0.029574
10/16/1984	12.121	0.12121	0.125883	8/21/2012	0.029565
10/15/1984	12.121	0.12121	0.125869	8/22/2012	0.029554
10/12/1984	12.113	0.12113	0.125854	8/23/2012	0.029544
10/11/1984	12.144	0.12144	0.125837	8/24/2012	0.029534
10/10/1984	12.16	0.1216	0.125822	8/27/2012	0.029525
10/9/1984	12.121	0.12121	0.125805	8/28/2012	0.029519
10/5/1984	12.184	0.12184	0.125794	8/29/2012	0.029515

10/4/1984	12.271	0.12271	0.125783	8/30/2012	0.029511
10/3/1984	12.383	0.12383	0.125764	8/31/2012	0.029498
10/2/1984	12.303	0.12303	0.125743	9/3/2012	0.029485
10/1/1984	12.343	0.12343	0.125727	9/4/2012	0.029472
9/28/1984	12.247	0.12247	0.125711	9/5/2012	0.029454
9/27/1984	12.106	0.12106	0.125698	9/6/2012	0.02944
9/26/1984	12.216	0.12216	0.125689	9/7/2012	0.02943
9/25/1984	12.303	0.12303	0.125672	9/10/2012	0.029419
9/24/1984	12.303	0.12303	0.125653	9/11/2012	0.029406
9/21/1984	12.224	0.12224	0.125628	9/12/2012	0.029399
9/20/1984	12.107	0.12107	0.125607	9/13/2012	0.029396
9/19/1984	12.049	0.12049	0.12559	9/14/2012	0.029395
9/18/1984	12.138	0.12138	0.125577	9/17/2012	0.029394
9/17/1984	12.154	0.12154	0.125553	9/18/2012	0.029394
9/14/1984	12.162	0.12162	0.125528	9/19/2012	0.029397
9/13/1984	12.084	0.12084	0.1255	9/20/2012	0.029398
9/12/1984	12.249	0.12249	0.125479	9/21/2012	0.029403
9/11/1984	12.321	0.12321	0.125447	9/24/2012	0.029408
9/10/1984	12.329	0.12329	0.125413	9/25/2012	0.029404
9/7/1984	12.426	0.12426	0.125377	9/26/2012	0.029393
9/6/1984	12.467	0.12467	0.12534	9/27/2012	0.029386
9/5/1984	12.592	0.12592	0.125303	9/28/2012	0.029374
9/4/1984	12.588	0.12588	0.125262	10/1/2012	0.029363
8/31/1984	12.508	0.12508	0.125219	10/2/2012	0.029352
8/30/1984	12.573	0.12573	0.125179	10/3/2012	0.029347
8/29/1984	12.573	0.12573	0.125135	10/4/2012	0.029346
8/28/1984	12.533	0.12533	0.12509	10/5/2012	0.02935
8/27/1984	12.565	0.12565	0.125057	10/8/2012	0.029354
8/24/1984	12.444	0.12444	0.125022	10/9/2012	0.029351
8/23/1984	12.427	0.12427	0.124995	#####	0.029344
8/22/1984	12.428	0.12428	0.124965	#####	0.029333
8/21/1984	12.299	0.12299	0.124931	#####	0.029324
8/20/1984	12.387	0.12387	0.124904	#####	0.029315
8/17/1984	12.436	0.12436	0.124874	#####	0.029309
8/16/1984	12.477	0.12477	0.124838	#####	0.029311
8/15/1984	12.632	0.12632	0.124799	#####	0.029314
8/14/1984	12.461	0.12461	0.124755	#####	0.029315
8/13/1984	12.526	0.12526	0.124718	#####	0.029318
8/10/1984	12.486	0.12486	0.124676	#####	0.029318
8/9/1984	12.332	0.12332	0.124632	#####	0.029318
8/8/1984	12.592	0.12592	0.12459	#####	0.029315
8/7/1984	12.576	0.12576	0.124535	#####	0.029305
8/6/1984	12.632	0.12632	0.124483	#####	0.029292
8/3/1984	12.474	0.12474	0.124426	#####	0.029279
8/2/1984	12.545	0.12545	0.124377	#####	0.029265
8/1/1984	12.736	0.12736	0.124333	11/1/2012	0.029255
7/31/1984	12.768	0.12768	0.124276	11/2/2012	0.029248
7/30/1984	12.883	0.12883	0.124216	11/5/2012	0.029241
7/27/1984	12.809	0.12809	0.124142	11/6/2012	0.029241
7/26/1984	12.736	0.12736	0.124067	11/7/2012	0.029232
7/25/1984	12.916	0.12916	0.123997	11/8/2012	0.02922
7/24/1984	13.117	0.13117	0.123921	11/9/2012	0.029201
7/23/1984	13.142	0.13142	0.123837	#####	0.029183
7/20/1984	13.168	0.13168	0.12375	#####	0.029162
7/19/1984	13.092	0.13092	0.123664	#####	0.029141

7/18/1984	13.066	0.13066	0.123582	#####	0.029118
7/17/1984	13.126	0.13126	0.123499	#####	0.029098
7/16/1984	13.134	0.13134	0.123413	#####	0.02908
7/13/1984	13.041	0.13041	0.123326	#####	0.029067
7/12/1984	13.16	0.1316	0.123249	#####	0.029053
7/11/1984	13.28	0.1328	0.123172	#####	0.029037
7/10/1984	13.28	0.1328	0.123085	#####	0.029021
7/9/1984	13.177	0.13177	0.123001	#####	0.029004
7/6/1984	13.461	0.13461	0.122929	#####	0.028983
7/5/1984	13.531	0.13531	0.122843	#####	0.028965
7/3/1984	13.452	0.13452	0.122753	#####	0.028948
7/2/1984	13.619	0.13619	0.122662	#####	0.028934
6/29/1984	13.638	0.13638	0.122559	12/3/2012	0.028921
6/28/1984	13.602	0.13602	0.122451	12/4/2012	0.028907
6/27/1984	13.549	0.13549	0.122356	12/5/2012	0.028891
6/26/1984	13.54	0.1354	0.122263	12/6/2012	0.028873
6/25/1984	13.567	0.13567	0.122177	12/7/2012	0.028858
6/22/1984	13.453	0.13453	0.122097	#####	0.02884
6/21/1984	13.532	0.13532	0.122021	#####	0.028829
6/20/1984	13.479	0.13479	0.121939	#####	0.028817
6/19/1984	13.273	0.13273	0.121854	#####	0.028804
6/18/1984	13.136	0.13136	0.121775	#####	0.028788
6/15/1984	13.124	0.13124	0.121699	#####	0.028777
6/14/1984	13.205	0.13205	0.121619	#####	0.028763
6/13/1984	13.299	0.13299	0.121535	#####	0.028742
6/12/1984	13.376	0.13376	0.121447	#####	0.028721
6/11/1984	13.428	0.13428	0.121358	#####	0.028697
6/8/1984	13.342	0.13342	0.12127	#####	0.02867
6/7/1984	13.403	0.13403	0.12118	#####	0.028645
6/6/1984	13.455	0.13455	0.121096	#####	0.028622
6/5/1984	13.343	0.13343	0.121011	#####	0.028599
6/4/1984	13.275	0.13275	0.120922	#####	0.028577
6/1/1984	13.534	0.13534	0.12085	#####	0.028558
5/31/1984	13.735	0.13735	0.120772	1/1/2013	0.02854
5/30/1984	13.904	0.13904	0.120684	1/2/2013	0.028527
5/29/1984	13.831	0.13831	0.12059	1/3/2013	0.02852
5/25/1984	13.695	0.13695	0.120497	1/4/2013	0.028508
5/24/1984	13.722	0.13722	0.120409	1/7/2013	0.028496
5/23/1984	13.597	0.13597	0.120311	1/8/2013	0.028478
5/22/1984	13.474	0.13474	0.120222	1/9/2013	0.028463
5/21/1984	13.466	0.13466	0.12014	1/10/2013	0.02845
5/18/1984	13.458	0.13458	0.12005	1/11/2013	0.028442
5/17/1984	13.616	0.13616	0.119953	1/14/2013	0.028434
5/16/1984	13.44	0.1344	0.119848	1/15/2013	0.028429
5/15/1984	13.467	0.13467	0.119747	1/16/2013	0.02842
5/14/1984	13.625	0.13625	0.119653	1/17/2013	0.028413
5/11/1984	13.432	0.13432	0.119539	1/18/2013	0.028408
5/10/1984	13.406	0.13406	0.119432	1/21/2013	0.028403
5/9/1984	13.223	0.13223	0.119325	1/22/2013	0.028397
5/8/1984	13.085	0.13085	0.11923	1/23/2013	0.028391
5/7/1984	13.167	0.13167	0.119147	1/24/2013	0.028388
5/4/1984	13.067	0.13067	0.119057	1/25/2013	0.028388
5/3/1984	12.906	0.12906	0.118973	1/28/2013	0.028391
5/2/1984	12.889	0.12889	0.118898	1/29/2013	0.028394
5/1/1984	12.876	0.12876	0.118819	1/30/2013	0.028395

4/30/1984	12.836	0.12836	0.118738	1/31/2013	0.028398
4/27/1984	12.78	0.1278	0.118662	2/1/2013	0.028403
4/26/1984	12.728	0.12728	0.118581	2/4/2013	0.028405
4/25/1984	12.693	0.12693	0.118507	2/5/2013	0.028408
4/24/1984	12.767	0.12767	0.118428	2/6/2013	0.028411
4/23/1984	12.81	0.1281	0.118338	2/7/2013	0.028414
4/19/1984	12.767	0.12767	0.118251	2/8/2013	0.028418
4/18/1984	12.732	0.12732	0.118166	2/11/2013	0.028424
4/17/1984	12.596	0.12596	0.118087	2/12/2013	0.028432
4/16/1984	12.613	0.12613	0.118007	2/13/2013	0.028442
4/13/1984	12.588	0.12588	0.117924	2/14/2013	0.028449
4/12/1984	12.38	0.1238	0.117841	2/15/2013	0.028457
4/11/1984	12.487	0.12487	0.117763	2/18/2013	0.02847
4/10/1984	12.52	0.1252	0.11768	2/19/2013	0.028485
4/9/1984	12.479	0.12479	0.117593	2/20/2013	0.0285
4/6/1984	12.512	0.12512	0.117505	2/21/2013	0.028519
4/5/1984	12.596	0.12596	0.117417	2/22/2013	0.028536
4/4/1984	12.639	0.12639	0.117329	2/25/2013	0.028548
4/3/1984	12.63	0.1263	0.117238	2/26/2013	0.028559
4/2/1984	12.55	0.1255	0.117149	2/27/2013	0.028573
3/30/1984	12.479	0.12479	0.117068	2/28/2013	0.028584
3/29/1984	12.504	0.12504	0.116992	3/1/2013	0.028594
3/28/1984	12.397	0.12397	0.116914	3/4/2013	0.028607
3/27/1984	12.48	0.1248	0.116838	3/5/2013	0.02862
3/26/1984	12.455	0.12455	0.116761	3/6/2013	0.028642
3/23/1984	12.497	0.12497	0.116684	3/7/2013	0.02867
3/22/1984	12.497	0.12497	0.116603	3/8/2013	0.028706
3/21/1984	12.555	0.12555	0.116525	3/11/2013	0.028741
3/20/1984	12.53	0.1253	0.116437	3/12/2013	0.028769
3/19/1984	12.539	0.12539	0.116348	3/13/2013	0.028793
3/16/1984	12.431	0.12431	0.116257	3/14/2013	0.028818
3/15/1984	12.276	0.12276	0.11617	3/15/2013	0.028841
3/14/1984	12.398	0.12398	0.116092	3/18/2013	0.028865
3/13/1984	12.39	0.1239	0.116007	3/19/2013	0.028883
3/12/1984	12.317	0.12317	0.115921	3/20/2013	0.028908
3/9/1984	12.341	0.12341	0.115835	3/21/2013	0.028927
3/8/1984	12.366	0.12366	0.115747	3/22/2013	0.02895
3/7/1984	12.309	0.12309	0.115656	3/25/2013	0.028975
3/6/1984	12.204	0.12204	0.115559	3/26/2013	0.028995
3/5/1984	12.173	0.12173	0.115469	3/27/2013	0.029013
3/2/1984	12.063	0.12063	0.115377	3/28/2013	0.029034
3/1/1984	12.102	0.12102	0.115289	3/29/2013	0.029051
2/29/1984	12.173	0.12173	0.115202	4/1/2013	0.02907
2/28/1984	12.189	0.12189	0.115108	4/2/2013	0.02909
2/27/1984	12.165	0.12165	0.115013	4/3/2013	0.029108
2/24/1984	12.095	0.12095	0.114919	4/4/2013	0.029124
2/23/1984	12.134	0.12134	0.114833	4/5/2013	0.02913
2/22/1984	12.071	0.12071	0.114746	4/8/2013	0.029141
2/21/1984	12.017	0.12017	0.114661	4/9/2013	0.029151
2/17/1984	12.01	0.1201	0.114581	4/10/2013	0.029164
2/16/1984	11.946	0.11946	0.114502	4/11/2013	0.029178
2/15/1984	11.915	0.11915	0.114429	4/12/2013	0.029191
2/14/1984	11.931	0.11931	0.114357	4/15/2013	0.029202
2/10/1984	11.914	0.11914	0.114287	4/16/2013	0.029218
2/9/1984	11.836	0.11836	0.114217	4/17/2013	0.029231

2/8/1984	11.813	0.11813	0.11415	4/18/2013	0.029246
2/7/1984	11.782	0.11782	0.114082	4/19/2013	0.029262
2/6/1984	11.766	0.11766	0.114011	4/22/2013	0.029278
2/3/1984	11.72	0.1172	0.113942	4/23/2013	0.029293
2/2/1984	11.697	0.11697	0.113875	4/24/2013	0.029308
2/1/1984	11.712	0.11712	0.113812	4/25/2013	0.029322
1/31/1984	11.75	0.1175	0.11375	4/26/2013	0.029338
1/30/1984	11.719	0.11719	0.113685	4/29/2013	0.029357
1/27/1984	11.673	0.11673	0.113629	4/30/2013	0.029378
1/26/1984	11.689	0.11689	0.113573	5/1/2013	0.029397
1/25/1984	11.704	0.11704	0.113516	5/2/2013	0.029413
1/24/1984	11.681	0.11681	0.113458	5/3/2013	0.029429
1/23/1984	11.666	0.11666	0.113408	5/6/2013	0.029449
1/20/1984	11.681	0.11681	0.113359	5/7/2013	0.029471
1/19/1984	11.643	0.11643	0.113307	5/8/2013	0.029491
1/18/1984	11.673	0.11673	0.113258	5/9/2013	0.029513
1/17/1984	11.627	0.11627	0.11321	5/10/2013	0.029535
1/16/1984	11.59	0.1159	0.113164	5/13/2013	0.029559
1/13/1984	11.635	0.11635	0.113115	5/14/2013	0.029582
1/12/1984	11.803	0.11803	0.113066	5/15/2013	0.029603
1/11/1984	11.795	0.11795	0.113011	5/16/2013	0.02962
1/10/1984	11.779	0.11779	0.112957	5/17/2013	0.029641
1/9/1984	11.802	0.11802	0.112904	5/20/2013	0.029662
1/6/1984	11.849	0.11849	0.112848	5/21/2013	0.029677
1/5/1984	11.833	0.11833	0.112789	5/22/2013	0.029692
1/4/1984	11.833	0.11833	0.112729	5/23/2013	0.029704
1/3/1984	11.911	0.11911	0.11267	5/24/2013	0.029716
12/30/1983	11.872	0.11872	0.112612	5/27/2013	0.029728
12/29/1983	11.833	0.11833	0.112552	5/28/2013	0.029749
12/28/1983	11.817	0.11817	0.112493	5/29/2013	0.029772
12/27/1983	11.779	0.11779	0.112434	5/30/2013	0.029796
12/23/1983	11.84	0.1184	0.112375	5/31/2013	0.02982
12/22/1983	11.832	0.11832	0.112306	6/3/2013	0.029846
12/21/1983	11.887	0.11887	0.112237	6/4/2013	0.029874
12/20/1983	11.966	0.11966	0.112166	6/5/2013	0.029898
12/19/1983	11.903	0.11903	0.112091	6/6/2013	0.029923
12/16/1983	11.957	0.11957	0.112021	6/7/2013	0.029956
12/15/1983	11.981	0.11981	0.111948	6/10/2013	0.029991
12/14/1983	12.024	0.12024	0.11188	6/11/2013	0.030022
12/13/1983	11.981	0.11981	0.11181	6/12/2013	0.030056
12/12/1983	11.926	0.11926	0.111742	6/13/2013	0.030082
12/9/1983	11.887	0.11887	0.111685	6/14/2013	0.030106
12/8/1983	11.91	0.1191	0.111634	6/17/2013	0.030133
12/7/1983	11.816	0.11816	0.111586	6/18/2013	0.030157
12/6/1983	11.793	0.11793	0.111545	6/19/2013	0.030182
12/5/1983	11.77	0.1177	0.111503	6/20/2013	0.030211
12/2/1983	11.801	0.11801	0.111461	6/21/2013	0.030236
12/1/1983	11.656	0.11656	0.111419	6/24/2013	0.030261
11/30/1983	11.64	0.1164	0.111394	6/25/2013	0.030292
11/29/1983	11.61	0.1161	0.111368	6/26/2013	0.030323
11/28/1983	11.663	0.11663	0.111342	6/27/2013	0.030352
11/25/1983	11.61	0.1161	0.111315	6/28/2013	0.03038
11/23/1983	11.633	0.11633	0.111288	7/1/2013	0.030409
11/22/1983	11.625	0.11625	0.111253	7/2/2013	0.030441
11/21/1983	11.678	0.11678	0.11122	7/3/2013	0.030476

11/18/1983	11.724	0.11724	0.111185	7/4/2013	0.030509
11/17/1983	11.77	0.1177	0.111144	7/5/2013	0.030554
11/16/1983	11.724	0.11724	0.111098	7/8/2013	0.030594
11/15/1983	11.716	0.11716	0.111058	7/9/2013	0.030636
11/14/1983	11.701	0.11701	0.111014	7/10/2013	0.030677
11/10/1983	11.671	0.11671	0.110973	7/11/2013	0.030714
11/9/1983	11.863	0.11863	0.110928	7/12/2013	0.030747
11/7/1983	11.871	0.11871	0.110868	7/15/2013	0.030778
11/4/1983	11.91	0.1191	0.110808	7/16/2013	0.030811
11/3/1983	11.824	0.11824	0.110741	7/17/2013	0.030846
11/2/1983	11.747	0.11747	0.110675	7/18/2013	0.030885
11/1/1983	11.755	0.11755	0.110612	7/19/2013	0.030921
10/31/1983	11.793	0.11793	0.110547	7/22/2013	0.030957
10/28/1983	11.717	0.11717	0.110481	7/23/2013	0.03099
10/27/1983	11.694	0.11694	0.110419	7/24/2013	0.031022
10/26/1983	11.755	0.11755	0.11036	7/25/2013	0.031053
10/25/1983	11.717	0.11717	0.110297	7/26/2013	0.031087
10/24/1983	11.679	0.11679	0.110237	7/29/2013	0.031122
10/21/1983	11.611	0.11611	0.110176	7/30/2013	0.031161
10/20/1983	11.484	0.11484	0.110118	7/31/2013	0.031196
10/19/1983	11.499	0.11499	0.110064	8/1/2013	0.031235
10/18/1983	11.536	0.11536	0.11001	8/2/2013	0.031274
10/17/1983	11.492	0.11492	0.109957	8/5/2013	0.031316
10/14/1983	11.499	0.11499	0.109907	8/6/2013	0.031358
10/13/1983	11.656	0.11656	0.109853	8/7/2013	0.031399
10/12/1983	11.596	0.11596	0.109793	8/8/2013	0.031438
10/11/1983	11.581	0.11581	0.109738	8/9/2013	0.031474
10/7/1983	11.397	0.11397	0.109686	8/12/2013	0.031515
10/6/1983	11.303	0.11303	0.109643	8/13/2013	0.031557
10/5/1983	11.346	0.11346	0.109617	8/14/2013	0.031603
10/4/1983	11.397	0.11397	0.109584	8/15/2013	0.031656
10/3/1983	11.434	0.11434	0.109547	8/16/2013	0.031711
9/30/1983	11.405	0.11405	0.109503	8/19/2013	0.031769
9/29/1983	11.434	0.11434	0.109457	8/20/2013	0.031826
9/28/1983	11.463	0.11463	0.109414	8/21/2013	0.031885
9/27/1983	11.405	0.11405	0.109372	8/22/2013	0.031942
9/26/1983	11.412	0.11412	0.109328	8/23/2013	0.031995
9/23/1983	11.391	0.11391	0.109285	8/26/2013	0.032045
9/22/1983	11.486	0.11486	0.109238	8/27/2013	0.032089
9/21/1983	11.628	0.11628	0.109184	8/28/2013	0.032135
9/20/1983	11.538	0.11538	0.109125	8/29/2013	0.032179
9/19/1983	11.613	0.11613	0.109079	8/30/2013	0.032223
9/16/1983	11.727	0.11727	0.109033	9/2/2013	0.032268
9/15/1983	11.734	0.11734	0.108982	9/3/2013	0.032318
9/14/1983	11.734	0.11734	0.108931	9/4/2013	0.032368
9/13/1983	11.628	0.11628	0.108868	9/5/2013	0.032423
9/12/1983	11.558	0.11558	0.108813	9/6/2013	0.032475
9/9/1983	11.479	0.11479	0.108758	9/9/2013	0.032528
9/8/1983	11.705	0.11705	0.108706	9/10/2013	0.032584
9/7/1983	11.697	0.11697	0.108638	9/11/2013	0.032638
9/6/1983	11.824	0.11824	0.10857	9/12/2013	0.032692
9/1/1983	11.954	0.11954	0.108506	9/13/2013	0.032743
8/31/1983	11.931	0.11931	0.108438	9/16/2013	0.032796
8/30/1983	11.901	0.11901	0.108368	9/17/2013	0.032846
8/29/1983	11.78	0.1178	0.108294	9/18/2013	0.032889



8/26/1983	11.698	0.11698	0.108224	9/19/2013	0.032934
8/25/1983	11.61	0.1161	0.108161	9/20/2013	0.032979
8/24/1983	11.516	0.11516	0.108111	9/23/2013	0.033018
8/23/1983	11.531	0.11531	0.108065	9/24/2013	0.033051
8/22/1983	11.538	0.11538	0.108022	9/25/2013	0.033085
8/19/1983	11.596	0.11596	0.107981	9/26/2013	0.033121
8/18/1983	11.662	0.11662	0.107943	9/27/2013	0.033159
8/17/1983	11.56	0.1156	0.107911	9/30/2013	0.033196
8/16/1983	11.722	0.11722	0.107889	10/1/2013	0.033235
8/15/1983	11.744	0.11744	0.107864	10/2/2013	0.033274
8/12/1983	11.566	0.11566	0.107836	10/3/2013	0.033314
8/11/1983	11.836	0.11836	0.10782	10/4/2013	0.033356
8/10/1983	11.975	0.11975	0.10778	10/7/2013	0.033394
8/9/1983	11.975	0.11975	0.107727	10/8/2013	0.033431
8/8/1983	12.019	0.12019	0.107674	10/9/2013	0.033465
8/5/1983	11.966	0.11966	0.107617	#####	0.033496
8/4/1983	11.94	0.1194	0.107563	#####	0.033528
8/2/1983	11.767	0.11767	0.107518	#####	0.033561
8/1/1983	11.818	0.11818	0.107473	#####	0.033597
7/29/1983	11.823	0.11823	0.107419	#####	0.03363
7/28/1983	11.674	0.11674	0.107371	#####	0.033659
7/27/1983	11.525	0.11525	0.107347	#####	0.033688
7/26/1983	11.509	0.11509	0.107335	#####	0.03372
7/25/1983	11.411	0.11411	0.107344	#####	0.033749
7/22/1983	11.599	0.11599	0.107364	#####	0.033778
7/21/1983	11.332	0.11332	0.107376	#####	0.033805
7/20/1983	11.292	0.11292	0.107392	#####	0.033834
7/19/1983	11.284	0.11284	0.107417	#####	0.033863
7/18/1983	11.324	0.11324	0.107442	#####	0.033893
7/15/1983	11.412	0.11412	0.107464	#####	0.033924
7/14/1983	11.364	0.11364	0.107485	#####	0.033954
7/13/1983	11.388	0.11388	0.107511	11/1/2013	0.033982
7/12/1983	11.42	0.1142	0.107529	11/4/2013	0.034009
7/11/1983	11.292	0.11292	0.107549	11/5/2013	0.034039
7/8/1983	11.268	0.11268	0.107576	11/6/2013	0.034068
7/7/1983	11.308	0.11308	0.107615	11/7/2013	0.034095
7/6/1983	11.167	0.11167	0.107655	11/8/2013	0.034126
7/5/1983	11.245	0.11245	0.107706	#####	0.034161
7/1/1983	11.113	0.11113	0.107756	#####	0.034193
6/30/1983	10.976	0.10976	0.107813	#####	0.034226
6/29/1983	11.052	0.11052	0.107877	#####	0.034256
6/28/1983	11.083	0.11083	0.107945	#####	0.034288
6/27/1983	11.152	0.11152	0.108002	#####	0.034317
6/24/1983	10.999	0.10999	0.108053	#####	0.034348
6/23/1983	10.947	0.10947	0.108112	#####	0.034382
6/22/1983	10.917	0.10917	0.108173	#####	0.034417
6/21/1983	10.828	0.10828	0.108242	#####	0.03445
6/20/1983	10.835	0.10835	0.108322	#####	0.034482
6/17/1983	10.762	0.10762	0.108405	#####	0.034511
6/16/1983	10.726	0.10726	0.108494	#####	0.034542
6/15/1983	10.748	0.10748	0.108585	#####	0.034575
6/14/1983	10.85	0.1085	0.108663	#####	0.034608
6/13/1983	10.806	0.10806	0.108731	12/2/2013	0.034647
6/10/1983	10.851	0.10851	0.108799	12/3/2013	0.034686
6/9/1983	10.94	0.1094	0.108871	12/4/2013	0.034726

6/8/1983	10.962	0.10962	0.108931	12/5/2013	0.034767
6/7/1983	10.932	0.10932	0.108998	12/6/2013	0.034809
6/6/1983	10.88	0.1088	0.109081	12/9/2013	0.034848
6/3/1983	10.94	0.1094	0.109159	#####	0.034885
6/2/1983	10.91	0.1091	0.109252	#####	0.034922
6/1/1983	10.873	0.10873	0.109355	#####	0.034956
5/31/1983	10.955	0.10955	0.109469	#####	0.034988
5/27/1983	10.782	0.10782	0.109585	#####	0.035019
5/26/1983	10.762	0.10762	0.109709	#####	0.035052
5/25/1983	10.712	0.10712	0.109837	#####	0.035086
5/24/1983	10.692	0.10692	0.109972	#####	0.03512
5/23/1983	10.712	0.10712	0.110102	#####	0.03515
5/20/1983	10.692	0.10692	0.11023	#####	0.035184
5/19/1983	10.672	0.10672	0.110359	#####	0.035222
5/18/1983	10.602	0.10602	0.110484	#####	0.035257
5/17/1983	10.582	0.10582	0.110625	#####	0.035296
5/16/1983	10.542	0.10542	0.110771	#####	0.035336
5/13/1983	10.372	0.10372	0.110924	#####	0.035373
5/12/1983	10.402	0.10402	0.111079	#####	0.035415
5/11/1983	10.332	0.10332	0.111233	1/1/2014	0.035459
5/10/1983	10.302	0.10302	0.111379	1/2/2014	0.0355
5/9/1983	10.372	0.10372	0.111524	1/3/2014	0.035541
5/6/1983	10.282	0.10282	0.11167	1/6/2014	0.035582
5/5/1983	10.302	0.10302	0.111818	1/7/2014	0.035621
5/4/1983	10.272	0.10272	0.11197	1/8/2014	0.035663
5/3/1983	10.382	0.10382	0.112124	1/9/2014	0.035708
5/2/1983	10.392	0.10392	0.112284	1/10/2014	0.035754
4/29/1983	10.382	0.10382	0.112448	1/13/2014	0.035797
4/28/1983	10.412	0.10412	0.11261	1/14/2014	0.03584
4/27/1983	10.432	0.10432	0.112762	1/15/2014	0.035881
4/26/1983	10.472	0.10472	0.112919	1/16/2014	0.03592
4/25/1983	10.482	0.10482	0.113081	1/17/2014	0.035962
4/22/1983	10.522	0.10522	0.113252	1/20/2014	0.036006
4/21/1983	10.532	0.10532	0.113426	1/21/2014	0.036048
4/20/1983	10.482	0.10482	0.113601	1/22/2014	0.036092
4/19/1983	10.462	0.10462	0.113772	1/23/2014	0.036133
4/18/1983	10.352	0.10352	0.113944	1/24/2014	0.036171
4/15/1983	10.402	0.10402	0.114132	1/27/2014	0.03621
4/14/1983	10.372	0.10372	0.114322	1/28/2014	0.036248
4/13/1983	10.442	0.10442	0.114515	1/29/2014	0.036284
4/12/1983	10.462	0.10462	0.114703	1/30/2014	0.036321
4/11/1983	10.462	0.10462	0.114893	1/31/2014	0.036358
4/8/1983	10.582	0.10582	0.115081	2/3/2014	0.03639
4/7/1983	10.562	0.10562	0.115259	2/4/2014	0.036427
4/6/1983	10.542	0.10542	0.115441	2/5/2014	0.036468
4/5/1983	10.552	0.10552	0.115619	2/6/2014	0.03651
4/4/1983	10.672	0.10672	0.115787	2/7/2014	0.036546
3/31/1983	10.692	0.10692	0.115947	2/10/2014	0.03658
3/30/1983	10.652	0.10652	0.116107	2/11/2014	0.036614
3/29/1983	10.662	0.10662	0.116255	2/12/2014	0.036651
3/28/1983	10.712	0.10712	0.116408	2/13/2014	0.036686
3/25/1983	10.702	0.10702	0.116558	2/14/2014	0.036716
3/24/1983	10.612	0.10612	0.116708	2/17/2014	0.036744
3/23/1983	10.642	0.10642	0.116861	2/18/2014	0.036768
3/22/1983	10.712	0.10712	0.117017	2/19/2014	0.036796

3/21/1983	10.712	0.10712	0.117164	2/20/2014	0.036827
3/18/1983	10.712	0.10712	0.117309	2/21/2014	0.036854
3/17/1983	10.682	0.10682	0.117456	2/24/2014	0.03688
3/16/1983	10.682	0.10682	0.117592	2/25/2014	0.036906
3/15/1983	10.622	0.10622	0.117726	2/26/2014	0.036927
3/14/1983	10.662	0.10662	0.117859	2/27/2014	0.036947
3/11/1983	10.752	0.10752	0.118001	2/28/2014	0.036967
3/10/1983	10.672	0.10672	0.118123	3/3/2014	0.036986
3/9/1983	10.642	0.10642	0.118248	3/4/2014	0.037002
3/8/1983	10.652	0.10652	0.118375	3/5/2014	0.037022
3/7/1983	10.592	0.10592	0.118507	3/6/2014	0.037042
3/4/1983	10.462	0.10462	0.118641	3/7/2014	0.037065
3/3/1983	10.442	0.10442	0.118782	3/10/2014	0.037087
3/2/1983	10.482	0.10482	0.118919	3/11/2014	0.037107
3/1/1983	10.452	0.10452	0.119057	3/12/2014	0.037129
2/28/1983	10.512	0.10512	0.119196	3/13/2014	0.037146
2/25/1983	10.502	0.10502	0.119325	3/14/2014	0.037159
2/24/1983	10.612	0.10612	0.119456	3/17/2014	0.037172
2/23/1983	10.622	0.10622	0.11958	3/18/2014	0.037187
2/22/1983	10.632	0.10632	0.119705	3/19/2014	0.037201
2/18/1983	10.782	0.10782	0.119841	3/20/2014	0.037219
2/17/1983	10.862	0.10862	0.11997	3/21/2014	0.037234
2/16/1983	10.952	0.10952	0.1201	3/24/2014	0.037244
2/15/1983	10.992	0.10992	0.120222	3/25/2014	0.037257
2/14/1983	10.952	0.10952	0.120341	3/26/2014	0.037263
2/11/1983	10.942	0.10942	0.120457	3/27/2014	0.037264
2/10/1983	10.962	0.10962	0.12057	3/28/2014	0.037262
2/9/1983	11.142	0.11142	0.12068	3/31/2014	0.037263
2/8/1983	11.122	0.11122	0.120782	4/1/2014	0.037262
2/7/1983	11.102	0.11102	0.120885	4/2/2014	0.037265
2/4/1983	11.122	0.11122	0.120991	4/3/2014	0.03727
2/3/1983	11.062	0.11062	0.121096	4/4/2014	0.037274
2/2/1983	10.942	0.10942	0.121199	4/7/2014	0.037278
2/1/1983	10.952	0.10952	0.121311	4/8/2014	0.037282
1/31/1983	10.992	0.10992	0.12143	4/9/2014	0.037286
1/28/1983	10.902	0.10902	0.121551	4/10/2014	0.037287
1/27/1983	10.852	0.10852	0.121672	4/11/2014	0.037275
1/26/1983	10.922	0.10922	0.121795	4/14/2014	0.037268
1/25/1983	10.822	0.10822	0.121923	4/15/2014	0.037259
1/24/1983	10.882	0.10882	0.122067	4/16/2014	0.037248
1/21/1983	10.782	0.10782	0.12221	4/17/2014	0.037243
1/20/1983	10.662	0.10662	0.122357	4/18/2014	0.037238
1/19/1983	10.672	0.10672	0.122504	4/21/2014	0.037234
1/18/1983	10.562	0.10562	0.122651	4/22/2014	0.03723
1/17/1983	10.502	0.10502	0.122807	4/23/2014	0.037225
1/14/1983	10.502	0.10502	0.122972	4/24/2014	0.037216
1/13/1983	10.452	0.10452	0.123137	4/25/2014	0.03721
1/12/1983	10.462	0.10462	0.123297	4/28/2014	0.037207
1/11/1983	10.482	0.10482	0.123448	4/29/2014	0.037203
1/10/1983	10.512	0.10512	0.1236	4/30/2014	0.037193
1/7/1983	10.502	0.10502	0.123742	5/1/2014	0.037182
1/6/1983	10.502	0.10502	0.123886	5/2/2014	0.037169
1/5/1983	10.472	0.10472	0.124039	5/5/2014	0.037156
1/4/1983	10.452	0.10452	0.124191	5/6/2014	0.037141
1/3/1983	10.392	0.10392	0.124344	5/7/2014	0.037129

12/31/1982	10.432	0.10432	0.124503	5/8/2014	0.037113
12/30/1982	10.462	0.10462	0.12466	5/9/2014	0.037102
12/29/1982	10.492	0.10492	0.124819	5/12/2014	0.037091
12/28/1982	10.432	0.10432	0.124977	5/13/2014	0.037077
12/27/1982	10.442	0.10442	0.125131	5/14/2014	0.037061
12/23/1982	10.502	0.10502	0.12528	5/15/2014	0.037044
12/22/1982	10.552	0.10552	0.12543	5/16/2014	0.037029
12/21/1982	10.532	0.10532	0.12557	5/19/2014	0.037015
12/20/1982	10.772	0.10772	0.125711	5/20/2014	0.036996
12/17/1982	10.692	0.10692	0.125842	5/21/2014	0.036979
12/16/1982	10.662	0.10662	0.125979	5/22/2014	0.03696
12/15/1982	10.552	0.10552	0.126128	5/23/2014	0.036937
12/14/1982	10.482	0.10482	0.126292	5/26/2014	0.036912
12/13/1982	10.572	0.10572	0.126454	5/27/2014	0.036887
12/10/1982	10.632	0.10632	0.126606	5/28/2014	0.036856
12/9/1982	10.522	0.10522	0.126761	5/29/2014	0.036828
12/8/1982	10.542	0.10542	0.126918	5/30/2014	0.036805
12/7/1982	10.452	0.10452	0.127092	6/2/2014	0.036785
12/6/1982	10.412	0.10412	0.127272	6/3/2014	0.036773
12/3/1982	10.442	0.10442	0.127467	6/4/2014	0.036758
12/2/1982	10.632	0.10632	0.127661	6/5/2014	0.036744
12/1/1982	10.692	0.10692	0.127857	6/6/2014	0.036731
11/30/1982	10.702	0.10702	0.128054	6/9/2014	0.036717
11/29/1982	10.722	0.10722	0.128259	6/10/2014	0.036702
11/26/1982	10.472	0.10472	0.12846	6/11/2014	0.036685
11/24/1982	10.522	0.10522	0.128658	6/12/2014	0.036661
11/23/1982	10.462	0.10462	0.128859	6/13/2014	0.036639
11/22/1982	10.432	0.10432	0.129057	6/16/2014	0.036616
11/19/1982	10.352	0.10352	0.129248	6/17/2014	0.036593
11/18/1982	10.332	0.10332	0.129447	6/18/2014	0.036571
11/17/1982	10.542	0.10542	0.129626	6/19/2014	0.036551
11/16/1982	10.602	0.10602	0.129798	6/20/2014	0.036531
11/15/1982	10.522	0.10522	0.129977	6/23/2014	0.036511
11/12/1982	10.432	0.10432	0.13016	6/24/2014	0.036489
11/10/1982	10.372	0.10372	0.130349	6/25/2014	0.036471
11/9/1982	10.442	0.10442	0.130542	6/26/2014	0.036448
11/8/1982	10.612	0.10612	0.130731	6/27/2014	0.036429
11/5/1982	10.592	0.10592	0.130916	6/30/2014	0.03641
11/4/1982	10.662	0.10662	0.131105	7/1/2014	0.036397
11/3/1982	10.722	0.10722	0.131285	7/2/2014	0.036386
11/1/1982	10.842	0.10842	0.13147	7/3/2014	0.036375
10/29/1982	11.012	0.11012	0.131643	7/4/2014	0.036364
10/28/1982	11.122	0.11122	0.131816	7/7/2014	0.036352
10/27/1982	11.232	0.11232	0.131974	7/8/2014	0.036335
10/26/1982	11.172	0.11172	0.132134	7/9/2014	0.036318
10/25/1982	11.252	0.11252	0.132282	7/10/2014	0.036301
10/22/1982	11.032	0.11032	0.132435	7/11/2014	0.036282
10/21/1982	10.922	0.10922	0.132598	7/14/2014	0.036266
10/20/1982	10.912	0.10912	0.132759	7/15/2014	0.03625
10/19/1982	10.872	0.10872	0.132896	7/16/2014	0.03623
10/18/1982	10.902	0.10902	0.133045	7/17/2014	0.036207
10/15/1982	11.032	0.11032	0.133194	7/18/2014	0.036184
10/14/1982	10.862	0.10862	0.133329	7/21/2014	0.036159
10/13/1982	10.752	0.10752	0.133474	7/22/2014	0.036132
10/12/1982	10.852	0.10852	0.133629	7/23/2014	0.036109

10/8/1982	11.192	0.11192	0.133769	7/24/2014	0.036091
10/7/1982	11.292	0.11292	0.133887	7/25/2014	0.036071
10/6/1982	11.692	0.11692	0.133987	7/28/2014	0.03605
10/5/1982	11.812	0.11812	0.134077	7/29/2014	0.036031
10/4/1982	11.832	0.11832	0.134152	7/30/2014	0.036017
10/1/1982	11.652	0.11652	0.134226	7/31/2014	0.036002
9/30/1982	11.792	0.11792	0.13431	8/1/2014	0.035986
9/29/1982	11.792	0.11792	0.134398	8/4/2014	0.03597
9/28/1982	11.762	0.11762	0.134488	8/5/2014	0.035953
9/27/1982	11.822	0.11822	0.134569	8/6/2014	0.035935
9/24/1982	11.882	0.11882	0.13464	8/7/2014	0.035914
9/23/1982	11.752	0.11752	0.134709	8/8/2014	0.035891
9/22/1982	11.832	0.11832	0.134766	8/11/2014	0.035868
9/21/1982	11.822	0.11822	0.134833	8/12/2014	0.035844
9/20/1982	12.042	0.12042	0.134902	8/13/2014	0.035817
9/17/1982	12.122	0.12122	0.134953	8/14/2014	0.035791
9/16/1982	12.182	0.12182	0.134993	8/15/2014	0.035756
9/15/1982	12.252	0.12252	0.135022	8/18/2014	0.035723
9/14/1982	12.242	0.12242	0.135051	8/19/2014	0.035691
9/13/1982	12.262	0.12262	0.13509	8/20/2014	0.035661
9/10/1982	12.412	0.12412	0.135146	8/21/2014	0.035631
9/9/1982	12.212	0.12212	0.13518	8/22/2014	0.035599
9/8/1982	12.172	0.12172	0.135224	8/25/2014	0.035568
9/7/1982	12.192	0.12192	0.135268	8/26/2014	0.035536
9/3/1982	12.162	0.12162	0.135321	8/27/2014	0.035496
9/2/1982	12.302	0.12302	0.135368	8/28/2014	0.035455
9/1/1982	12.412	0.12412	0.135416	8/29/2014	0.035418
8/31/1982	12.502	0.12502	0.135456	9/1/2014	0.035381
8/30/1982	12.542	0.12542	0.135509	9/2/2014	0.035349
8/27/1982	12.542	0.12542	0.13556	9/3/2014	0.035316
8/26/1982	12.312	0.12312	0.135625	9/4/2014	0.035286
8/25/1982	12.212	0.12212	0.135713	9/5/2014	0.035256
8/24/1982	12.162	0.12162	0.1358	9/8/2014	0.035225
8/23/1982	12.292	0.12292	0.135913	9/9/2014	0.035194
8/20/1982	12.142	0.12142	0.136016	9/10/2014	0.035163
8/19/1982	12.312	0.12312	0.136142	9/11/2014	0.035131
8/18/1982	12.592	0.12592	0.136278	9/12/2014	0.035104
8/17/1982	12.422	0.12422	0.136403	9/15/2014	0.035077
8/16/1982	12.802	0.12802	0.136543	9/16/2014	0.035053
8/13/1982	12.982	0.12982	0.136643	9/17/2014	0.035028
8/12/1982	13.152	0.13152	0.13674	9/18/2014	0.035
8/11/1982	13.262	0.13262	0.136829	9/19/2014	0.034971
8/10/1982	13.272	0.13272	0.136899	9/22/2014	0.034941
8/9/1982	13.312	0.13312	0.136962	9/23/2014	0.03491
8/6/1982	13.412	0.13412	0.137024	9/24/2014	0.034878
8/5/1982	13.292	0.13292	0.137073	9/25/2014	0.034843
8/4/1982	13.272	0.13272	0.137132	9/26/2014	0.034813
8/3/1982	13.272	0.13272	0.137187	9/29/2014	0.034779
8/2/1982	13.172	0.13172	0.137236	9/30/2014	0.034744
7/30/1982	13.422	0.13422	0.1373	10/1/2014	0.034704
7/29/1982	13.512	0.13512	0.137356	10/2/2014	0.034665
7/28/1982	13.602	0.13602	0.13741	10/3/2014	0.034624
7/27/1982	13.462	0.13462	0.137461	10/6/2014	0.034585
7/26/1982	13.482	0.13482	0.137528	10/7/2014	0.034539
7/23/1982	13.252	0.13252	0.137611	10/8/2014	0.034494



7/22/1982	13.202	0.13202	0.137708	10/9/2014	0.03445
7/21/1982	13.302	0.13302	0.137808	#####	0.034405
7/20/1982	13.242	0.13242	0.137894	#####	0.03436
7/19/1982	13.342	0.13342	0.137986	#####	0.034314
7/16/1982	13.352	0.13352	0.138053	#####	0.034265
7/15/1982	13.572	0.13572	0.138116	#####	0.034218
7/14/1982	13.682	0.13682	0.138154	#####	0.034176
7/13/1982	13.612	0.13612	0.138175	#####	0.034136
7/12/1982	13.462	0.13462	0.138205	#####	0.034095
7/9/1982	13.572	0.13572	0.138245	#####	0.034054
7/8/1982	13.702	0.13702	0.138288	#####	0.034017
7/7/1982	13.902	0.13902	0.138325	#####	0.033982
7/6/1982	14.002	0.14002	0.138355	#####	0.033946
7/2/1982	14.032	0.14032	0.13838	#####	0.033912
7/1/1982	13.902	0.13902	0.138412	#####	0.033877
6/30/1982	13.912	0.13912	0.138454	#####	0.033845
6/29/1982	14.112	0.14112	0.138508	#####	0.033817
6/28/1982	14.192	0.14192	0.138544	11/3/2014	0.033787
6/25/1982	14.242	0.14242	0.138576	11/4/2014	0.033755
6/24/1982	14.202	0.14202	0.138599	11/5/2014	0.033727
6/23/1982	14.262	0.14262	0.138624	11/6/2014	0.033701
6/22/1982	14.212	0.14212	0.13865	11/7/2014	0.033672
6/21/1982	14.152	0.14152	0.138664	#####	0.03365
6/18/1982	14.192	0.14192	0.138686	#####	0.033625
6/17/1982	14.102	0.14102	0.138706	#####	0.033598
6/16/1982	13.912	0.13912	0.138732	#####	0.033568
6/15/1982	13.872	0.13872	0.138765	#####	0.033537
6/14/1982	13.892	0.13892	0.138778	#####	0.033507
6/11/1982	13.612	0.13612	0.138788	#####	0.033475
6/10/1982	13.722	0.13722	0.138805	#####	0.033443
6/9/1982	13.712	0.13712	0.138816	#####	0.033411
6/8/1982	13.712	0.13712	0.138826	#####	0.033377
6/7/1982	13.662	0.13662	0.138838	#####	0.033344
6/4/1982	13.762	0.13762	0.138849	#####	0.033308
6/3/1982	13.662	0.13662	0.138852	#####	0.03327
6/2/1982	13.602	0.13602	0.13885	#####	0.033231
6/1/1982	13.662	0.13662	0.138864	#####	0.033191
5/28/1982	13.392	0.13392	0.138885	12/1/2014	0.033154
5/27/1982	13.362	0.13362	0.138917	12/2/2014	0.033122
5/26/1982	13.292	0.13292	0.138957	12/3/2014	0.03309
5/25/1982	13.502	0.13502	0.139001	12/4/2014	0.033057
5/24/1982	13.192	0.13192	0.139039	12/5/2014	0.033026
5/21/1982	13.172	0.13172	0.139078	12/8/2014	0.032994
5/20/1982	13.172	0.13172	0.139117	12/9/2014	0.032955
5/19/1982	13.302	0.13302	0.139154	#####	0.032914
5/18/1982	13.262	0.13262	0.139179	#####	0.03287
5/17/1982	13.292	0.13292	0.139201	#####	0.032821
5/14/1982	13.172	0.13172	0.139219	#####	0.032772
5/13/1982	13.252	0.13252	0.139251	#####	0.032721
5/12/1982	13.232	0.13232	0.139282	#####	0.032674
5/11/1982	13.082	0.13082	0.139312	#####	0.032635
5/10/1982	13.132	0.13132	0.139352	#####	0.032593
5/7/1982	13.082	0.13082	0.139365	#####	0.032549
5/6/1982	13.132	0.13132	0.139383	#####	0.032511
5/5/1982	13.342	0.13342	0.139394	#####	0.03247



5/4/1982	13.372	0.13372	0.139402	#####	0.032428
5/3/1982	13.452	0.13452	0.1394	#####	0.032389
4/30/1982	13.392	0.13392	0.13939	#####	0.032349
4/29/1982	13.382	0.13382	0.139394	#####	0.032308
4/28/1982	13.272	0.13272	0.139396	#####	0.032268
4/27/1982	13.192	0.13192	0.139404	1/1/2015	0.032229
4/26/1982	13.162	0.13162	0.139404	1/2/2015	0.032186
4/23/1982	13.182	0.13182	0.139413	1/5/2015	0.032138
4/22/1982	13.192	0.13192	0.139428	1/6/2015	0.032083
4/21/1982	13.222	0.13222	0.139433	1/7/2015	0.032027
4/20/1982	13.212	0.13212	0.139428	1/8/2015	0.031976
4/19/1982	13.132	0.13132	0.139424	1/9/2015	0.031923
4/16/1982	13.182	0.13182	0.139425	1/12/2015	0.03187
4/15/1982	13.322	0.13322	0.139421	1/13/2015	0.031818
4/14/1982	13.422	0.13422	0.139404	1/14/2015	0.031763
4/13/1982	13.322	0.13322	0.139376	1/15/2015	0.031705
4/12/1982	13.302	0.13302	0.139355	1/16/2015	0.031654
4/8/1982	13.482	0.13482	0.139339	1/19/2015	0.031602
4/7/1982	13.712	0.13712	0.139302	1/20/2015	0.031548
4/6/1982	13.732	0.13732	0.139246	1/21/2015	0.031499
4/5/1982	13.722	0.13722	0.13919	1/22/2015	0.031444
4/2/1982	13.612	0.13612	0.139146	1/23/2015	0.031387
4/1/1982	13.602	0.13602	0.139107	1/26/2015	0.031331
3/31/1982	13.682	0.13682	0.139068	1/27/2015	0.031276
3/30/1982	13.812	0.13812	0.139029	1/28/2015	0.031217
3/29/1982	13.792	0.13792	0.138982	1/29/2015	0.03116
3/26/1982	13.652	0.13652	0.138948	1/30/2015	0.031099
3/25/1982	13.492	0.13492	0.138917	2/2/2015	0.031037
3/24/1982	13.512	0.13512	0.138897	2/3/2015	0.030982
3/23/1982	13.362	0.13362	0.138878	2/4/2015	0.030926
3/22/1982	13.372	0.13372	0.138863	2/5/2015	0.030877
3/19/1982	13.562	0.13562	0.138847	2/6/2015	0.030835
3/18/1982	13.512	0.13512	0.138824	2/9/2015	0.030792
3/17/1982	13.522	0.13522	0.138812	2/10/2015	0.030752
3/16/1982	13.572	0.13572	0.138797	2/11/2015	0.030711
3/15/1982	13.562	0.13562	0.138787	2/12/2015	0.030668
3/12/1982	13.652	0.13652	0.138785	2/13/2015	0.030628
3/11/1982	13.652	0.13652	0.138775	2/16/2015	0.030585
3/10/1982	13.502	0.13502	0.138766	2/17/2015	0.030549
3/9/1982	13.432	0.13432	0.138757	2/18/2015	0.030516
3/8/1982	13.492	0.13492	0.138764	2/19/2015	0.030486
3/5/1982	13.352	0.13352	0.138773	2/20/2015	0.030455
3/4/1982	13.352	0.13352	0.138803	2/23/2015	0.030418
3/3/1982	13.392	0.13392	0.138833	2/24/2015	0.030379
3/2/1982	13.442	0.13442	0.138858	2/25/2015	0.030337
3/1/1982	13.632	0.13632	0.138874	2/26/2015	0.030297
2/26/1982	13.832	0.13832	0.138884	2/27/2015	0.030257
2/25/1982	13.722	0.13722	0.138891	3/2/2015	0.030221
2/24/1982	13.622	0.13622	0.138911	3/3/2015	0.030189
2/23/1982	13.732	0.13732	0.138929	3/4/2015	0.03016
2/22/1982	13.652	0.13652	0.138922	3/5/2015	0.03013
2/19/1982	14.022	0.14022	0.138922	3/6/2015	0.030106
2/18/1982	14.062	0.14062	0.138896	3/9/2015	0.030077
2/17/1982	14.302	0.14302	0.138862	3/10/2015	0.030042
2/16/1982	14.332	0.14332	0.138816	3/11/2015	0.030004

2/11/1982	14.542	0.14542	0.138767	3/12/2015	0.029967
2/10/1982	14.642	0.14642	0.138704	3/13/2015	0.02993
2/9/1982	14.802	0.14802	0.138635	3/16/2015	0.029891
2/8/1982	14.742	0.14742	0.138555	3/17/2015	0.029847
2/5/1982	14.432	0.14432	0.138476	3/18/2015	0.029799
2/4/1982	14.542	0.14542	0.138421	3/19/2015	0.029755
2/3/1982	14.412	0.14412	0.138358	3/20/2015	0.02971
2/2/1982	14.262	0.14262	0.138294	3/23/2015	0.029666
2/1/1982	14.332	0.14332	0.138243	3/24/2015	0.029617
1/29/1982	13.912	0.13912	0.138184	3/25/2015	0.029572
1/28/1982	13.982	0.13982	0.138139	3/26/2015	0.029528
1/27/1982	14.172	0.14172	0.138098	3/27/2015	0.029483
1/26/1982	14.192	0.14192	0.138039	3/30/2015	0.029438
1/25/1982	14.202	0.14202	0.137993	3/31/2015	0.029395
1/22/1982	14.242	0.14242	0.13793	4/1/2015	0.029349
1/21/1982	14.212	0.14212	0.137858	4/2/2015	0.029308
1/20/1982	14.322	0.14322	0.13778	4/3/2015	0.029264
1/19/1982	14.362	0.14362	0.137697	4/6/2015	0.029223
1/18/1982	14.272	0.14272	0.137619	4/7/2015	0.029179
1/15/1982	14.412	0.14412	0.137552	4/8/2015	0.029133
1/14/1982	14.312	0.14312	0.137477	4/9/2015	0.029089
1/13/1982	14.472	0.14472	0.1374	4/10/2015	0.029044
1/12/1982	14.272	0.14272	0.137319	4/13/2015	0.029001
1/11/1982	14.432	0.14432	0.137241	4/14/2015	0.02896
1/8/1982	14.132	0.14132	0.137136	4/15/2015	0.028918
1/7/1982	14.322	0.14322	0.137044	4/16/2015	0.028878
1/6/1982	14.282	0.14282	0.136936	4/17/2015	0.028838
1/5/1982	14.142	0.14142	0.136834	4/20/2015	0.028797
12/31/1981	13.652	0.13652	0.136748	4/21/2015	0.028758
12/30/1981	13.862	0.13862	0.136686	4/22/2015	0.028724
12/29/1981	13.882	0.13882	0.136623	4/23/2015	0.028693
12/28/1981	13.722	0.13722	0.136566	4/24/2015	0.028659
12/24/1981	13.762	0.13762	0.136514	4/27/2015	0.028627
12/23/1981	13.852	0.13852	0.136458	4/28/2015	0.0286
12/22/1981	13.652	0.13652	0.136402	4/29/2015	0.028574
12/21/1981	13.552	0.13552	0.13637	4/30/2015	0.028547
12/18/1981	13.302	0.13302	0.136344	5/1/2015	0.028526
12/17/1981	13.482	0.13482	0.136329	5/4/2015	0.028507
12/16/1981	13.322	0.13322	0.136314	5/5/2015	0.028491
12/15/1981	13.302	0.13302	0.136297	5/6/2015	0.028475
12/14/1981	13.342	0.13342	0.136281	5/7/2015	0.028455
12/11/1981	13.552	0.13552	0.136258	5/8/2015	0.028436
12/10/1981	13.582	0.13582	0.136221	5/11/2015	0.028424
12/9/1981	13.392	0.13392	0.136183	5/12/2015	0.02841
12/8/1981	13.242	0.13242	0.13614	5/13/2015	0.028401
12/7/1981	13.262	0.13262	0.136114	5/14/2015	0.028392
12/4/1981	12.892	0.12892	0.136095	5/15/2015	0.028377
12/3/1981	13.162	0.13162	0.136097	5/18/2015	0.028367
12/2/1981	13.212	0.13212	0.136099	5/19/2015	0.028357
12/1/1981	13.062	0.13062	0.136089	5/20/2015	0.028347
11/30/1981	12.912	0.12912	0.136082	5/21/2015	0.028337
11/27/1981	12.762	0.12762	0.136077	5/22/2015	0.028329
11/25/1981	12.832	0.12832	0.136075	5/25/2015	0.028319
11/24/1981	13.032	0.13032	0.136069	5/26/2015	0.028303
11/23/1981	13.382	0.13382	0.136042	5/27/2015	0.028285

11/20/1981	13.082	0.13082	0.136003	5/28/2015	0.02827
11/19/1981	13.092	0.13092	0.135972	5/29/2015	0.028256
11/18/1981	13.052	0.13052	0.135931	6/1/2015	0.028246
11/17/1981	13.252	0.13252	0.135898	6/2/2015	0.028239
11/16/1981	13.112	0.13112	0.135852	6/3/2015	0.028239
11/13/1981	13.262	0.13262	0.135812	6/4/2015	0.028237
11/12/1981	13.212	0.13212	0.135763	6/5/2015	0.028239
11/10/1981	13.552	0.13552	0.135721	6/8/2015	0.028241
11/9/1981	13.562	0.13562	0.135667	6/9/2015	0.02824
11/6/1981	13.852	0.13852	0.135605	6/10/2015	0.028244
11/5/1981	14.062	0.14062	0.135518	6/11/2015	0.028238
11/4/1981	13.962	0.13962	0.135428	6/12/2015	0.028232
11/2/1981	14.412	0.14412	0.135336	6/15/2015	0.028225
10/30/1981	14.362	0.14362	0.135228	6/16/2015	0.028216
10/29/1981	14.662	0.14662	0.135114	6/17/2015	0.028207
10/28/1981	15.032	0.15032	0.134985	6/18/2015	0.028199
10/27/1981	15.092	0.15092	0.134837	6/19/2015	0.028184
10/26/1981	15.212	0.15212	0.134689	6/22/2015	0.028175
10/23/1981	14.812	0.14812	0.134524	6/23/2015	0.028167
10/22/1981	14.912	0.14912	0.134378	6/24/2015	0.028156
10/21/1981	14.942	0.14942	0.134216	6/25/2015	0.028147
10/20/1981	14.662	0.14662	0.134053	6/26/2015	0.028145
10/19/1981	14.522	0.14522	0.13392	6/29/2015	0.028136
10/16/1981	14.552	0.14552	0.133793	6/30/2015	0.028129
10/15/1981	14.392	0.14392	0.133664	7/1/2015	0.028126
10/14/1981	14.482	0.14482	0.133536	7/2/2015	0.028124
10/13/1981	14.362	0.14362	0.133404	7/3/2015	0.028123
10/9/1981	14.262	0.14262	0.133284	7/6/2015	0.028119
10/8/1981	14.442	0.14442	0.133167	7/7/2015	0.028111
10/7/1981	14.542	0.14542	0.133033	7/8/2015	0.028105
10/6/1981	14.602	0.14602	0.132917	7/9/2015	0.028104
10/5/1981	14.622	0.14622	0.132818	7/10/2015	0.028107
10/2/1981	14.802	0.14802	0.132724	7/13/2015	0.028113
10/1/1981	15.142	0.15142	0.132631	7/14/2015	0.02812
9/30/1981	15.192	0.15192	0.132517	7/15/2015	0.028124
9/29/1981	15.202	0.15202	0.132398	7/16/2015	0.028127
9/28/1981	15.012	0.15012	0.132297	7/17/2015	0.028131
9/25/1981	15.082	0.15082	0.132186	7/20/2015	0.028135
9/24/1981	14.692	0.14692	0.132066	7/21/2015	0.02814
9/23/1981	14.612	0.14612	0.131953	7/22/2015	0.028146
9/22/1981	14.332	0.14332	0.131839	7/23/2015	0.028148
9/21/1981	14.092	0.14092	0.131744	7/24/2015	0.028147
9/18/1981	14.222	0.14222	0.13166	7/27/2015	0.028146
9/17/1981	14.262	0.14262	0.131574	7/28/2015	0.028145
9/16/1981	14.422	0.14422	0.131486	7/29/2015	0.028145
9/15/1981	14.442	0.14442	0.131381	7/30/2015	0.02814
9/14/1981	14.512	0.14512	0.131272	7/31/2015	0.028133
9/11/1981	14.492	0.14492	0.131162	8/3/2015	0.028124
9/10/1981	14.682	0.14682	0.131053	8/4/2015	0.028115
9/9/1981	14.732	0.14732	0.130937	8/5/2015	0.02811
9/8/1981	14.992	0.14992	0.130811	8/6/2015	0.028102
9/4/1981	14.842	0.14842	0.130671	8/7/2015	0.02809
9/3/1981	14.822	0.14822	0.130544	8/10/2015	0.028082
9/2/1981	14.702	0.14702	0.130433	8/11/2015	0.02807
9/1/1981	14.702	0.14702	0.13032	8/12/2015	0.028059

8/31/1981	14.782	0.14782	0.130196	8/13/2015	0.028046
8/28/1981	14.492	0.14492	0.13007	8/14/2015	0.028037
8/27/1981	14.592	0.14592	0.129981	8/17/2015	0.028023
8/26/1981	14.602	0.14602	0.129881	8/18/2015	0.028011
8/25/1981	14.612	0.14612	0.129781	8/19/2015	0.027997
8/24/1981	14.572	0.14572	0.129668	8/20/2015	0.02798
8/21/1981	14.142	0.14142	0.12955	8/21/2015	0.027964
8/20/1981	14.082	0.14082	0.129455	8/24/2015	0.027948
8/19/1981	13.952	0.13952	0.129365	8/25/2015	0.027936
8/18/1981	13.952	0.13952	0.129278	8/26/2015	0.027928
8/17/1981	13.902	0.13902	0.129187	8/27/2015	0.027922
8/14/1981	13.952	0.13952	0.12909	8/28/2015	0.027917
8/13/1981	13.882	0.13882	0.128973	8/31/2015	0.027914
8/12/1981	13.822	0.13822	0.128863	9/1/2015	0.027911
8/11/1981	13.632	0.13632	0.128759	9/2/2015	0.027911
8/10/1981	13.882	0.13882	0.128653	9/3/2015	0.02791
8/7/1981	14.072	0.14072	0.128531	9/4/2015	0.02791
8/6/1981	14.042	0.14042	0.1284	9/7/2015	0.027906
8/5/1981	14.152	0.14152	0.128261	9/8/2015	0.027903
8/4/1981	14.172	0.14172	0.128109	9/9/2015	0.027902
8/3/1981	14.272	0.14272	0.127958	9/10/2015	0.027905
7/31/1981	13.962	0.13962	0.127808	9/11/2015	0.027904
7/30/1981	13.952	0.13952	0.12767	9/14/2015	0.027906
7/29/1981	13.922	0.13922	0.127542	9/15/2015	0.027916
7/28/1981	13.802	0.13802	0.127411	9/16/2015	0.027929
7/27/1981	13.702	0.13702	0.127283	9/17/2015	0.027939
7/24/1981	13.652	0.13652	0.127165	9/18/2015	0.027949
7/23/1981	13.802	0.13802	0.127065	9/21/2015	0.027962
7/22/1981	13.872	0.13872	0.12696	9/22/2015	0.027975
7/21/1981	13.842	0.13842	0.126851	9/23/2015	0.027986
7/20/1981	13.872	0.13872	0.126755	9/24/2015	0.027991
7/17/1981	13.402	0.13402	0.126652	9/25/2015	0.028001
7/16/1981	13.442	0.13442	0.126565	9/28/2015	0.028007
7/15/1981	13.352	0.13352	0.12647	9/29/2015	0.028008
7/14/1981	13.492	0.13492	0.126379	9/30/2015	0.028009
7/13/1981	13.332	0.13332	0.126284	10/1/2015	0.028009
7/10/1981	13.252	0.13252	0.12618	10/2/2015	0.02801
7/9/1981	13.472	0.13472	0.126085	10/5/2015	0.028016
7/8/1981	13.432	0.13432	0.125982	10/6/2015	0.028022
7/7/1981	13.422	0.13422	0.125877	10/7/2015	0.028029
7/6/1981	13.192	0.13192	0.125774	10/8/2015	0.028038
7/2/1981	13.352	0.13352	0.125674	10/9/2015	0.02805
7/1/1981	13.472	0.13472	0.125564	#####	0.028066
6/30/1981	13.302	0.13302	0.125441	#####	0.028085
6/29/1981	13.112	0.13112	0.125329	#####	0.0281
6/26/1981	13.142	0.13142	0.12523	#####	0.028113
6/25/1981	13.142	0.13142	0.125126	#####	0.028131
6/24/1981	13.102	0.13102	0.12502	#####	0.02815
6/23/1981	12.992	0.12992	0.124912	#####	0.028171
6/22/1981	12.862	0.12862	0.124817	#####	0.028191
6/19/1981	12.902	0.12902	0.124737	#####	0.028215
6/18/1981	12.982	0.12982	0.124663	#####	0.028238
6/17/1981	12.732	0.12732	0.124581	#####	0.028258
6/16/1981	12.592	0.12592	0.124503	#####	0.028283
6/15/1981	12.612	0.12612	0.124433	#####	0.028303

6/12/1981	12.842	0.12842	0.124352	#####	0.028329
6/11/1981	12.842	0.12842	0.124268	#####	0.028357
6/10/1981	12.822	0.12822	0.124182	11/2/2015	0.028384
6/9/1981	12.892	0.12892	0.124099	11/3/2015	0.028414
6/8/1981	12.872	0.12872	0.124006	11/4/2015	0.028449
6/5/1981	13.112	0.13112	0.123903	11/5/2015	0.028483
6/4/1981	13.042	0.13042	0.123793	11/6/2015	0.028526
6/3/1981	13.082	0.13082	0.123687	11/9/2015	0.028569
6/2/1981	13.132	0.13132	0.123584	#####	0.028606
6/1/1981	13.062	0.13062	0.12348	#####	0.028644
5/29/1981	13.062	0.13062	0.123371	#####	0.028677
5/28/1981	13.102	0.13102	0.123252	#####	0.028703
5/27/1981	13.272	0.13272	0.123134	#####	0.028729
5/26/1981	13.222	0.13222	0.123005	#####	0.028753
5/22/1981	13.362	0.13362	0.122878	#####	0.028775
5/21/1981	13.532	0.13532	0.122747	#####	0.028797
5/20/1981	13.452	0.13452	0.122611	#####	0.028816
5/19/1981	13.472	0.13472	0.122464	#####	0.028833
5/18/1981	13.312	0.13312	0.12231	#####	0.028847
5/15/1981	13.582	0.13582	0.122166	#####	0.028861
5/14/1981	13.662	0.13662	0.122003	#####	0.028874
5/13/1981	13.952	0.13952	0.121832	#####	0.028888
5/12/1981	13.952	0.13952	0.121642	#####	0.028904
5/11/1981	13.892	0.13892	0.121453	12/1/2015	0.028919
5/8/1981	13.762	0.13762	0.121264	12/2/2015	0.028936
5/7/1981	13.842	0.13842	0.121085	12/3/2015	0.028957
5/6/1981	13.972	0.13972	0.120901	12/4/2015	0.028978
5/5/1981	14.112	0.14112	0.120705	12/7/2015	0.028992
5/4/1981	13.982	0.13982	0.120509	12/8/2015	0.029004
5/1/1981	13.592	0.13592	0.120328	12/9/2015	0.029017
4/30/1981	13.652	0.13652	0.120163	#####	0.029029
4/29/1981	13.502	0.13502	0.119991	#####	0.029031
4/28/1981	13.392	0.13392	0.119823	#####	0.029038
4/27/1981	13.382	0.13382	0.119656	#####	0.029051
4/24/1981	13.352	0.13352	0.119498	#####	0.029067
4/23/1981	13.282	0.13282	0.11933	#####	0.029079
4/22/1981	13.252	0.13252	0.119172	#####	0.02909
4/21/1981	13.202	0.13202	0.119016	#####	0.029103
4/20/1981	13.172	0.13172	0.118855	#####	0.029121
4/16/1981	13.322	0.13322	0.118695	#####	0.029145
4/15/1981	13.292	0.13292	0.118524	#####	0.029166
4/14/1981	13.132	0.13132	0.118349	#####	0.029189
4/13/1981	13.232	0.13232	0.118178	#####	0.02921
4/10/1981	13.152	0.13152	0.117999	#####	0.029239
4/9/1981	13.022	0.13022	0.117817	#####	0.029265
4/8/1981	13.152	0.13152	0.117644	#####	0.029287
4/7/1981	12.992	0.12992	0.117466	1/1/2016	0.029311
4/6/1981	13.282	0.13282	0.117293	1/4/2016	0.029333
4/3/1981	12.942	0.12942	0.117103	1/5/2016	0.029356
4/2/1981	12.802	0.12802	0.116931	1/6/2016	0.029379
4/1/1981	12.652	0.12652	0.11677	1/7/2016	0.029399
3/31/1981	12.652	0.12652	0.116627	1/8/2016	0.02942
3/30/1981	12.802	0.12802	0.116489	1/11/2016	0.029441
3/27/1981	12.932	0.12932	0.116336	1/12/2016	0.029459
3/26/1981	12.922	0.12922	0.116183	1/13/2016	0.029477



3/25/1981	12.772	0.12772	0.116041	1/14/2016	0.029491
3/24/1981	12.842	0.12842	0.115911	1/15/2016	0.029503
3/23/1981	12.712	0.12712	0.115784	1/18/2016	0.029515
3/20/1981	12.342	0.12342	0.115671	1/19/2016	0.029529
3/19/1981	12.282	0.12282	0.115572	1/20/2016	0.02954
3/18/1981	12.162	0.12162	0.115474	1/21/2016	0.029552
3/17/1981	12.252	0.12252	0.115377	1/22/2016	0.029567
3/16/1981	12.412	0.12412	0.115269	1/25/2016	0.029578
3/13/1981	12.422	0.12422	0.115153	1/26/2016	0.029588
3/12/1981	12.592	0.12592	0.115049	1/27/2016	0.029595
3/11/1981	12.742	0.12742	0.114935	1/28/2016	0.029602
3/10/1981	12.692	0.12692	0.114821	1/29/2016	0.029609
3/9/1981	12.642	0.12642	0.114721	2/1/2016	0.029616
3/6/1981	12.732	0.12732	0.114615	2/2/2016	0.029614
3/5/1981	13.002	0.13002	0.114502	2/3/2016	0.029612
3/4/1981	13.032	0.13032	0.114364	2/4/2016	0.029608
3/3/1981	13.002	0.13002	0.114227	2/5/2016	0.0296
3/2/1981	13.192	0.13192	0.114099	2/8/2016	0.029585
2/27/1981	12.972	0.12972	0.11396	2/9/2016	0.029567
2/26/1981	12.982	0.12982	0.113829	2/10/2016	0.029542
2/25/1981	12.892	0.12892	0.113689	2/11/2016	0.029521
2/24/1981	12.812	0.12812	0.113556	2/12/2016	0.029507
2/23/1981	12.812	0.12812	0.113433	2/15/2016	0.029485
2/20/1981	12.542	0.12542	0.113316	2/16/2016	0.029466
2/19/1981	12.712	0.12712	0.113225	2/17/2016	0.029446
2/18/1981	12.882	0.12882	0.113133	2/18/2016	0.029424
2/17/1981	12.932	0.12932	0.113034	2/19/2016	0.029408
2/13/1981	13.202	0.13202	0.11293	2/22/2016	0.029387
2/11/1981	13.012	0.13012	0.112829	2/23/2016	0.029362
2/10/1981	12.922	0.12922	0.112735	2/24/2016	0.02934
2/9/1981	12.812	0.12812	0.11264	2/25/2016	0.02932
2/6/1981	12.732	0.12732	0.112546	2/26/2016	0.029303
2/5/1981	12.702	0.12702	0.112458	2/29/2016	0.029284
2/4/1981	12.492	0.12492	0.112372	3/1/2016	0.029274
2/3/1981	12.612	0.12612	0.112297	3/2/2016	0.029265
2/2/1981	12.452	0.12452	0.112211	3/3/2016	0.029254
1/30/1981	12.282	0.12282	0.112162	3/4/2016	0.029244
1/29/1981	12.382	0.12382	0.112123	3/7/2016	0.029233
1/28/1981	12.332	0.12332	0.112081	3/8/2016	0.029214
1/27/1981	12.312	0.12312	0.112051	3/9/2016	0.029192
1/26/1981	12.282	0.12282	0.112025	3/10/2016	0.029174
1/23/1981	12.382	0.12382	0.112003	3/11/2016	0.029156
1/22/1981	12.462	0.12462	0.111978	3/14/2016	0.029137
1/21/1981	12.332	0.12332	0.111968	3/15/2016	0.029116
1/20/1981	12.112	0.12112	0.111966	3/16/2016	0.02909
1/19/1981	12.252	0.12252	0.111977	3/17/2016	0.02907
1/16/1981	12.132	0.12132	0.11198	3/18/2016	0.029048
1/15/1981	12.252	0.12252	0.111991	3/21/2016	0.02903
1/14/1981	12.072	0.12072	0.112004	3/22/2016	0.029014
1/13/1981	12.082	0.12082	0.112028	3/23/2016	0.028992
1/12/1981	12.082	0.12082	0.112057	3/24/2016	0.02897
1/9/1981	12.132	0.12132	0.112088	3/25/2016	0.028951
1/8/1981	11.912	0.11912	0.112095	3/28/2016	0.028926
1/7/1981	11.892	0.11892	0.112111	3/29/2016	0.028896
1/6/1981	11.672	0.11672	0.112115	3/30/2016	0.028871



1/5/1981	11.672	0.11672	0.112131	3/31/2016	0.028843
1/2/1981	12.012	0.12012	0.112157	4/1/2016	0.028811
12/31/1980	11.982	0.11982	0.112167	4/4/2016	0.028786
12/30/1980	11.962	0.11962	0.112178	4/5/2016	0.028757
12/29/1980	11.842	0.11842	0.112199	4/6/2016	0.028726
12/26/1980	11.842	0.11842	0.112213	4/7/2016	0.028692
12/24/1980	11.952	0.11952	0.112233	4/8/2016	0.028661
12/23/1980	11.932	0.11932	0.112261	4/11/2016	0.028635
12/22/1980	11.752	0.11752	0.112296	4/12/2016	0.028613
12/19/1980	12.222	0.12222	0.112329	4/13/2016	0.028593
12/18/1980	12.622	0.12622	0.112335	4/14/2016	0.028567
12/17/1980	12.742	0.12742	0.11232	4/15/2016	0.028535
12/16/1980	12.952	0.12952	0.112295	4/18/2016	0.028503
12/15/1980	12.852	0.12852	0.112262	4/19/2016	0.028473
12/12/1980	12.822	0.12822	0.112258	4/20/2016	0.028448
12/11/1980	13.172	0.13172	0.112259	4/21/2016	0.028427
12/10/1980	12.802	0.12802	0.112235	4/22/2016	0.028408
12/9/1980	12.682	0.12682	0.112224	4/25/2016	0.02839
12/8/1980	12.422	0.12422	0.112229	4/26/2016	0.028375
12/5/1980	12.332	0.12332	0.112236	4/27/2016	0.028358
12/4/1980	12.432	0.12432	0.112249	4/28/2016	0.028344
12/3/1980	12.412	0.12412	0.112233	4/29/2016	0.028329
12/2/1980	12.502	0.12502	0.112208	5/2/2016	0.028319
12/1/1980	12.512	0.12512	0.112174	5/3/2016	0.028304
11/28/1980	12.32	0.1232	0.112145	5/4/2016	0.028285
11/26/1980	12.27	0.1227	0.112115	5/5/2016	0.028268
11/25/1980	12.3	0.123	0.112087	5/6/2016	0.028255
11/24/1980	12.31	0.1231	0.112061	5/9/2016	0.028242
11/21/1980	12.37	0.1237	0.112027	5/10/2016	0.028228
11/20/1980	12.22	0.1222	0.111975	5/11/2016	0.02821
11/19/1980	12.19	0.1219	0.111925	5/12/2016	0.028195
11/18/1980	12.29	0.1229	0.11187	5/13/2016	0.028182
11/17/1980	12.6	0.126	0.111811	5/16/2016	0.028167
11/14/1980	12.45	0.1245	0.111737	5/17/2016	0.028156
11/13/1980	12.23	0.1223	0.111666	5/18/2016	0.028147
11/12/1980	12.26	0.1226	0.111605	5/19/2016	0.028137
11/10/1980	12.71	0.1271	0.111535	5/20/2016	0.028126
11/7/1980	12.59	0.1259	0.111434	5/23/2016	0.028116
11/6/1980	12.59	0.1259	0.111339	5/24/2016	0.028106
11/5/1980	12.36	0.1236	0.111248	5/25/2016	0.028098
11/3/1980	12.22	0.1222	0.11116	5/26/2016	0.028093
10/31/1980	12.23	0.1223	0.111073	5/27/2016	0.028089
10/30/1980	12.28	0.1228	0.110982	5/30/2016	0.028085
10/29/1980	12.21	0.1221	0.110888	5/31/2016	0.028077
10/28/1980	12.14	0.1214	0.110797	6/1/2016	0.028062
10/27/1980	11.96	0.1196	0.110709	6/2/2016	0.028044
10/24/1980	11.61	0.1161	0.110624	6/3/2016	0.028024
10/23/1980	11.68	0.1168	0.110558	6/6/2016	0.028004
10/22/1980	11.74	0.1174	0.110488	6/7/2016	0.027985
10/21/1980	11.53	0.1153	0.110419	6/8/2016	0.027963
10/20/1980	11.44	0.1144	0.110359	6/9/2016	0.027941
10/17/1980	11.44	0.1144	0.110303	6/10/2016	0.027919
10/16/1980	11.27	0.1127	0.110242	6/13/2016	0.027896
10/15/1980	11.11	0.1111	0.110184	6/14/2016	0.02787
10/14/1980	11.16	0.1116	0.110137	6/15/2016	0.027842

10/10/1980	11.26	0.1126	0.110088	6/16/2016	0.027813
10/9/1980	11.21	0.1121	0.110035	6/17/2016	0.027786
10/8/1980	11.38	0.1138	0.109983	6/20/2016	0.027763
10/7/1980	11.3	0.113	0.109923	6/21/2016	0.027735
10/6/1980	11.26	0.1126	0.109864	6/22/2016	0.027706
10/3/1980	11.33	0.1133	0.109806	6/23/2016	0.027683
10/2/1980	11.66	0.1166	0.109745	6/24/2016	0.027657
10/1/1980	11.69	0.1169	0.109669	6/27/2016	0.027619
9/30/1980	11.7	0.117	0.109593	6/28/2016	0.027586
9/29/1980	11.93	0.1193	0.109519	6/29/2016	0.027555
9/26/1980	11.81	0.1181	0.109436	6/30/2016	0.027523
9/25/1980	11.66	0.1166	0.109355	7/1/2016	0.027487
9/24/1980	11.53	0.1153	0.109273	7/4/2016	0.027454
9/23/1980	11.53	0.1153	0.109199	7/5/2016	0.027419
9/22/1980	11.6	0.116	0.109119	7/6/2016	0.027383
9/19/1980	11.25	0.1125	0.109039	7/7/2016	0.027347
9/18/1980	11.35	0.1135	0.108979	7/8/2016	0.027311
9/17/1980	11.41	0.1141	0.108917	7/11/2016	0.027273
9/16/1980	11.33	0.1133	0.108851	7/12/2016	0.027241
9/15/1980	11.38	0.1138	0.108787	7/13/2016	0.027205
9/12/1980	11.18	0.1118	0.108723	7/14/2016	0.02717
9/11/1980	11.15	0.1115	0.108665	7/15/2016	0.027138
9/10/1980	11.02	0.1102	0.108612	7/18/2016	0.027107
9/9/1980	11.05	0.1105	0.108572	7/19/2016	0.027076
9/8/1980	11.15	0.1115	0.108537	7/20/2016	0.027049
9/5/1980	11.06	0.1106	0.108499	7/21/2016	0.02702
9/4/1980	11.02	0.1102	0.108467	7/22/2016	0.02699
9/3/1980	10.94	0.1094	0.108437	7/25/2016	0.026961
9/2/1980	11.08	0.1108	0.108405	7/26/2016	0.026929
8/29/1980	11.27	0.1127	0.108371	7/27/2016	0.026897
8/28/1980	11.43	0.1143	0.108323	7/28/2016	0.026865
8/27/1980	11.33	0.1133	0.108269	7/29/2016	0.026829
8/26/1980	11.18	0.1118	0.108228	8/1/2016	0.026799
8/25/1980	11.18	0.1118	0.108195	8/2/2016	0.026772
8/22/1980	11.01	0.1101	0.108157	8/3/2016	0.026742
8/21/1980	11.15	0.1115	0.108129	8/4/2016	0.026707
8/20/1980	11.13	0.1113	0.108086	8/5/2016	0.026677
8/19/1980	11.16	0.1116	0.108039	8/8/2016	0.026645
8/18/1980	11.02	0.1102	0.10799	8/9/2016	0.026609
8/15/1980	10.83	0.1083	0.10795	8/10/2016	0.02657
8/14/1980	10.9	0.109	0.107914	8/11/2016	0.026534
8/13/1980	10.93	0.1093	0.107885	8/12/2016	0.026491
8/12/1980	11.01	0.1101	0.107848	8/15/2016	0.02645
8/11/1980	11.05	0.1105	0.107814	8/16/2016	0.026409
8/8/1980	10.9	0.109	0.107776	8/17/2016	0.026366
8/7/1980	10.68	0.1068	0.107735	8/18/2016	0.026325
8/6/1980	10.73	0.1073	0.107696	8/19/2016	0.026287
8/5/1980	10.69	0.1069	0.107647	8/22/2016	0.026245
8/4/1980	10.68	0.1068	0.107604	8/23/2016	0.026204
8/1/1980	10.76	0.1076	0.107562	8/24/2016	0.026164
7/31/1980	10.8	0.108	0.107512	8/25/2016	0.026127
7/30/1980	10.51	0.1051	0.10746	8/26/2016	0.02609
7/29/1980	10.4	0.104	0.107419	8/29/2016	0.026052
7/28/1980	10.42	0.1042	0.10738	8/30/2016	0.026013
7/25/1980	10.33	0.1033	0.107327	8/31/2016	0.025975

7/24/1980	10.24	0.1024	0.107277	9/1/2016	0.025937
7/23/1980	10.15	0.1015	0.10723	9/2/2016	0.025901
7/22/1980	10.18	0.1018	0.107187	9/5/2016	0.025866
7/21/1980	10.11	0.1011	0.107144	9/6/2016	0.025832
7/18/1980	10.19	0.1019	0.107101	9/7/2016	0.025798
7/17/1980	10.15	0.1015	0.107054	9/8/2016	0.025761
7/16/1980	10.05	0.1005	0.107006	9/9/2016	0.02573
7/15/1980	10.19	0.1019	0.106962	9/12/2016	0.025702
7/14/1980	10.36	0.1036	0.106911	9/13/2016	0.025677
7/11/1980	10.3	0.103	0.106848	9/14/2016	0.025651
7/10/1980	10.21	0.1021	0.10679	9/15/2016	0.025626
7/9/1980	10.14	0.1014	0.106737	9/16/2016	0.025604
7/8/1980	10.06	0.1006	0.10669	9/19/2016	0.025579
7/7/1980	10.22	0.1022	0.106646	9/20/2016	0.025552
7/3/1980	10	0.1	0.106592	9/21/2016	0.02552
7/2/1980	10.12	0.1012	0.10655	9/22/2016	0.025491
7/1/1980	10.12	0.1012	0.106502	9/23/2016	0.025462
6/30/1980	9.99	0.0999	0.106452	9/26/2016	0.025432
6/27/1980	9.97	0.0997	0.106412	9/27/2016	0.025398
6/26/1980	9.91	0.0991	0.106373	9/28/2016	0.025364
6/25/1980	9.79	0.0979	0.106335	9/29/2016	0.025329
6/24/1980	9.7	0.097	0.106303	9/30/2016	0.025297
6/23/1980	9.66	0.0966	0.106275	10/3/2016	0.025267
6/20/1980	9.5	0.095	0.106247	10/4/2016	0.025236
6/19/1980	9.57	0.0957	0.106225	10/5/2016	0.025205
6/18/1980	9.6	0.096	0.106198	10/6/2016	0.025177
6/17/1980	9.52	0.0952	0.106169	10/7/2016	0.025149
6/16/1980	9.49	0.0949	0.106145	#####	0.025122
6/13/1980	9.49	0.0949	0.106123	#####	0.025097
6/12/1980	9.6	0.096	0.106098	#####	0.025075
6/11/1980	9.79	0.0979	0.106068	#####	0.025053
6/10/1980	9.88	0.0988	0.106028	#####	0.025035
6/9/1980	9.75	0.0975	0.105982	#####	0.025013
6/6/1980	9.87	0.0987	0.105942	#####	0.024994
6/5/1980	10.08	0.1008	0.105896	#####	0.024976
6/4/1980	10.18	0.1018	0.10584	#####	0.024956
6/3/1980	10.29	0.1029	0.105778	#####	0.02494
6/2/1980	10.45	0.1045	0.105712	#####	0.024925
5/30/1980	10.37	0.1037	0.105638	#####	0.024909
5/29/1980	10.32	0.1032	0.105567	#####	0.024898
5/28/1980	10.22	0.1022	0.105497	#####	0.024888
5/27/1980	10.1	0.101	0.105431	#####	0.024878
5/23/1980	10.09	0.1009	0.105372	#####	0.024868
5/22/1980	10.34	0.1034	0.105314	11/1/2016	0.024857
5/21/1980	10.31	0.1031	0.105243	11/2/2016	0.024846
5/20/1980	10.47	0.1047	0.105176	11/3/2016	0.024836
5/19/1980	10.68	0.1068	0.105102	11/4/2016	0.024827
5/16/1980	10.53	0.1053	0.105019	11/7/2016	0.024819
5/15/1980	10.46	0.1046	0.104943	11/8/2016	0.024817
5/14/1980	10.26	0.1026	0.104869	11/9/2016	0.024824
5/13/1980	10.29	0.1029	0.104804	#####	0.024838
5/12/1980	10.44	0.1044	0.10474	#####	0.024851
5/9/1980	10.41	0.1041	0.104668	#####	0.024873
5/8/1980	10.34	0.1034	0.104595	#####	0.024893
5/7/1980	10.19	0.1019	0.104527	#####	0.024915

5/6/1980	10.23	0.1023	0.104467	#####	0.024941
5/5/1980	10.35	0.1035	0.104404	#####	0.024962
5/2/1980	10.47	0.1047	0.104334	#####	0.024981
5/1/1980	10.72	0.1072	0.104256	#####	0.024999
4/30/1980	10.89	0.1089	0.104166	#####	0.025016
4/29/1980	10.89	0.1089	0.104068	#####	0.025037
4/28/1980	10.86	0.1086	0.103968	#####	0.025057
4/25/1980	11.18	0.1118	0.103868	#####	0.025075
4/24/1980	11.13	0.1113	0.10375	#####	0.025094
4/23/1980	11.02	0.1102	0.103635	#####	0.025115
4/22/1980	10.94	0.1094	0.103524	12/1/2016	0.025141
4/21/1980	10.96	0.1096	0.103417	12/2/2016	0.025162
4/18/1980	10.98	0.1098	0.103311	12/5/2016	0.025184
4/17/1980	10.99	0.1099	0.103204	12/6/2016	0.025203
4/16/1980	10.91	0.1091	0.103096	12/7/2016	0.02522
4/15/1980	11.47	0.1147	0.102992	12/8/2016	0.025243
4/14/1980	11.5	0.115	0.102865	12/9/2016	0.025266
4/11/1980	11.53	0.1153	0.102737	#####	0.025288
4/10/1980	11.74	0.1174	0.102607	#####	0.025313
4/9/1980	11.79	0.1179	0.102466	#####	0.025339
4/8/1980	11.85	0.1185	0.102323	#####	0.025362
4/7/1980	11.87	0.1187	0.102177	#####	0.025383
4/3/1980	12.27	0.1227	0.102031	#####	0.025402
4/2/1980	12.28	0.1228	0.101862	#####	0.025423
4/1/1980	12.35	0.1235	0.101691	#####	0.025443
3/31/1980	12.31	0.1231	0.101516	#####	0.025465
3/28/1980	12.35	0.1235	0.101347	#####	0.025487
3/27/1980	12.5	0.125	0.101175	#####	0.025507
3/26/1980	12.56	0.1256	0.100995	#####	0.025527
3/25/1980	12.67	0.1267	0.100817	#####	0.025549
3/24/1980	12.69	0.1269	0.100636	#####	0.025569
3/21/1980	12.28	0.1228	0.100455	#####	0.025589
3/20/1980	12.22	0.1222	0.100294	1/2/2017	0.025609
3/19/1980	11.97	0.1197	0.100137	1/3/2017	0.025632
3/18/1980	12	0.12	0.09999	1/4/2017	0.025651
3/17/1980	12.2	0.122	0.099842	1/5/2017	0.025668
3/14/1980	12.21	0.1221	0.099685	1/6/2017	0.025688
3/13/1980	12.19	0.1219	0.099529	1/9/2017	0.025706
3/12/1980	12.39	0.1239	0.099378	1/10/2017	0.025727
3/11/1980	12.12	0.1212	0.099218	1/11/2017	0.025746
3/10/1980	12.25	0.1225	0.099071	1/12/2017	0.025768
3/7/1980	12.5	0.125	0.098919	1/13/2017	0.02579
3/6/1980	12.64	0.1264	0.098755	1/16/2017	0.025811
3/5/1980	12.4	0.124	0.098585	1/17/2017	0.025828
3/4/1980	12.35	0.1235	0.098426	1/18/2017	0.025849
3/3/1980	12.32	0.1232	0.098271	1/19/2017	0.025872
2/29/1980	12.25	0.1225	0.098119	1/20/2017	0.025896
2/28/1980	12.29	0.1229	0.097969	1/23/2017	0.025916
2/27/1980	12.76	0.1276	0.097819	1/24/2017	0.025939
2/26/1980	12.85	0.1285	0.097645	1/25/2017	0.025961
2/25/1980	12.69	0.1269	0.097467	1/26/2017	0.025981
2/22/1980	12.59	0.1259	0.097296	1/27/2017	0.025999
2/21/1980	12.77	0.1277	0.097127	1/30/2017	0.026016
2/20/1980	12.56	0.1256	0.096949	1/31/2017	0.026032
2/19/1980	12.61	0.1261	0.096782	2/1/2017	0.02605

2/15/1980	12.11	0.1211	0.096611	2/2/2017	0.026071
2/14/1980	11.9	0.119	0.096464	2/3/2017	0.026091
2/13/1980	11.82	0.1182	0.096326	2/6/2017	0.026107
2/11/1980	11.94	0.1194	0.096192	2/7/2017	0.026125
2/8/1980	11.72	0.1172	0.096051	2/8/2017	0.026141
2/7/1980	11.7	0.117	0.095921	2/9/2017	0.026161
2/6/1980	11.78	0.1178	0.095789	2/10/2017	0.02618
2/5/1980	11.64	0.1164	0.095653	2/13/2017	0.026201
2/4/1980	11.32	0.1132	0.095524	2/14/2017	0.026224
2/1/1980	11.23	0.1123	0.095413	2/15/2017	0.026249
1/31/1980	11.09	0.1109	0.095306	2/16/2017	0.026271
1/30/1980	11.11	0.1111	0.095206	2/17/2017	0.026295
1/29/1980	11.12	0.1112	0.095104	2/20/2017	0.026316
1/28/1980	11.03	0.1103	0.094999	2/21/2017	0.026338
1/25/1980	11	0.11	0.094899	2/22/2017	0.026357
1/24/1980	10.87	0.1087	0.094798	2/23/2017	0.026375
1/23/1980	10.68	0.1068	0.094705	2/24/2017	0.026392
1/22/1980	10.69	0.1069	0.094621	2/27/2017	0.02641
1/21/1980	10.77	0.1077	0.094537	2/28/2017	0.026427
1/18/1980	10.61	0.1061	0.09445	3/1/2017	0.026447
1/17/1980	10.47	0.1047	0.094369	3/2/2017	0.026469
1/16/1980	10.41	0.1041	0.094295	3/3/2017	0.02649
1/15/1980	10.4	0.104	0.094225	3/6/2017	0.026513
1/14/1980	10.4	0.104	0.094156	3/7/2017	0.026536
1/11/1980	10.38	0.1038	0.094087	3/8/2017	0.026563
1/10/1980	10.26	0.1026	0.09402	3/9/2017	0.026593
1/9/1980	10.29	0.1029	0.093958	3/10/2017	0.026626
1/8/1980	10.28	0.1028	0.093896	3/13/2017	0.026659
1/7/1980	10.35	0.1035	0.093833	3/14/2017	0.026691
1/4/1980	10.34	0.1034	0.093767	3/15/2017	0.026721
1/3/1980	10.31	0.1031	0.093703	3/16/2017	0.026754
1/2/1980	10.23	0.1023	0.093639	3/17/2017	0.026787
12/31/1979	10.11	0.1011	0.093579	3/20/2017	0.026819
12/28/1979	10.16	0.1016	0.093524	3/21/2017	0.02685
12/27/1979	10.19	0.1019	0.093468	3/22/2017	0.02688
12/26/1979	10.2	0.102	0.09341	3/23/2017	0.026912
12/24/1979	10.17	0.1017	0.09335	3/24/2017	0.026942
12/21/1979	10.17	0.1017	0.093295	3/27/2017	0.026966
12/20/1979	10.13	0.1013	0.093237	3/28/2017	0.026992
12/19/1979	10.09	0.1009	0.093185	3/29/2017	0.027016
12/18/1979	10.11	0.1011	0.093135	3/30/2017	0.02704
12/17/1979	10.14	0.1014	0.093084	3/31/2017	0.02707
12/14/1979	10.17	0.1017	0.093031	4/3/2017	0.027104
12/13/1979	10.23	0.1023	0.092977	4/4/2017	0.027141
12/12/1979	10.27	0.1027	0.09292	4/5/2017	0.027174
12/11/1979	10.18	0.1018	0.092861	4/6/2017	0.027209
12/10/1979	10.03	0.1003	0.092804	4/7/2017	0.027248
12/7/1979	10.04	0.1004	0.092753	4/10/2017	0.027286
12/6/1979	9.93	0.0993	0.092702	4/11/2017	0.027325
12/5/1979	10.01	0.1001	0.092656	4/12/2017	0.027363
12/4/1979	10.04	0.1004	0.092605	4/13/2017	0.027401
12/3/1979	10.11	0.1011	0.092553	4/14/2017	0.02744
11/30/1979	10.09	0.1009	0.092499	4/17/2017	0.027479
11/29/1979	10.06	0.1006	0.092444	4/18/2017	0.027509
11/28/1979	10.09	0.1009	0.092391	4/19/2017	0.027544

11/27/1979	10.02	0.1002	0.092333	4/20/2017	0.027576
11/26/1979	10.1	0.101	0.092276	4/21/2017	0.027608
11/23/1979	10.21	0.1021	0.092213	4/24/2017	0.027639
11/21/1979	10.36	0.1036	0.092145	4/25/2017	0.027675
11/20/1979	10.39	0.1039	0.092069	4/26/2017	0.027709
11/19/1979	10.42	0.1042	0.091992	4/27/2017	0.027742
11/16/1979	10.41	0.1041	0.091914	4/28/2017	0.027776
11/15/1979	10.3	0.103	0.091834	5/1/2017	0.027811
11/14/1979	10.4	0.104	0.091761	5/2/2017	0.027846
11/13/1979	10.32	0.1032	0.091687	5/3/2017	0.027883
11/9/1979	10.34	0.1034	0.091617	5/4/2017	0.027922
11/8/1979	10.51	0.1051	0.091547	5/5/2017	0.027962
11/7/1979	10.53	0.1053	0.09147	5/8/2017	0.027999
11/5/1979	10.42	0.1042	0.091393	5/9/2017	0.028035
11/2/1979	10.44	0.1044	0.091321	5/10/2017	0.028073
11/1/1979	10.3	0.103	0.091248	5/11/2017	0.028111
10/31/1979	10.19	0.1019	0.091182	5/12/2017	0.028145
10/30/1979	10.17	0.1017	0.091121	5/15/2017	0.02818
10/29/1979	10.22	0.1022	0.091062	5/16/2017	0.028216
10/26/1979	10.12	0.1012	0.091	5/17/2017	0.028251
10/25/1979	10.31	0.1031	0.090944	5/18/2017	0.028282
10/24/1979	10.2	0.102	0.090877	5/19/2017	0.028316
10/23/1979	10.33	0.1033	0.090815	5/22/2017	0.028347
10/22/1979	10.29	0.1029	0.090745	5/23/2017	0.028379
10/19/1979	10.07	0.1007	0.090679	5/24/2017	0.028413
10/18/1979	9.91	0.0991	0.090625	5/25/2017	0.028446
10/17/1979	9.75	0.0975	0.090582	5/26/2017	0.028477
10/16/1979	9.82	0.0982	0.090547	5/29/2017	0.028511
10/15/1979	9.84	0.0984	0.090508	5/30/2017	0.028543
10/12/1979	9.76	0.0976	0.090468	5/31/2017	0.028574
10/11/1979	9.77	0.0977	0.090431	6/1/2017	0.028604
10/10/1979	9.69	0.0969	0.090394	6/2/2017	0.02863
10/9/1979	9.61	0.0961	0.09036	6/5/2017	0.028661
10/5/1979	9.36	0.0936	0.09033	6/6/2017	0.02869
10/4/1979	9.34	0.0934	0.090313	6/7/2017	0.02872
10/3/1979	9.3	0.093	0.090297	6/8/2017	0.028752
10/2/1979	9.28	0.0928	0.090283	6/9/2017	0.02878
10/1/1979	9.32	0.0932	0.090269	6/12/2017	0.02881
9/28/1979	9.25	0.0925	0.090253	6/13/2017	0.028842
9/27/1979	9.25	0.0925	0.090241	6/14/2017	0.028869
9/26/1979	9.2	0.092	0.090229	6/15/2017	0.028893
9/25/1979	9.16	0.0916	0.09022	6/16/2017	0.028912
9/24/1979	9.17	0.0917	0.090212	6/19/2017	0.028932
9/21/1979	9.11	0.0911	0.090204	6/20/2017	0.028945
9/20/1979	9.13	0.0913	0.090199	6/21/2017	0.028959
9/19/1979	9.16	0.0916	0.090193	6/22/2017	0.028972
9/18/1979	9.19	0.0919	0.090185	6/23/2017	0.028985
9/17/1979	9.19	0.0919	0.090175	6/26/2017	0.028998
9/14/1979	9.13	0.0913	0.090166	6/27/2017	0.029014
9/13/1979	9.17	0.0917	0.090159	6/28/2017	0.029034
9/12/1979	9.15	0.0915	0.09015	6/29/2017	0.029058
9/11/1979	9.13	0.0913	0.090143	6/30/2017	0.029082
9/10/1979	9.19	0.0919	0.090136	7/3/2017	0.02911
9/7/1979	9.18	0.0918	0.090126	7/4/2017	0.029139
9/6/1979	9.16	0.0916	0.090116	7/5/2017	0.029167



9/5/1979	9.15	0.0915	0.090107	7/6/2017	0.029198
9/4/1979	9.14	0.0914	0.090099	7/7/2017	0.029229
8/31/1979	9.09	0.0909	0.090091	7/10/2017	0.029258
8/30/1979	9.07	0.0907	0.090086	7/11/2017	0.029284
8/29/1979	9.02	0.0902	0.090083	7/12/2017	0.029307
8/28/1979	9.03	0.0903	0.090082	7/13/2017	0.02933
8/27/1979	9.03	0.0903	0.09008	7/14/2017	0.029353
8/24/1979	9.05	0.0905	0.090079	7/17/2017	0.029376
8/23/1979	9	0.09	0.090077	7/18/2017	0.029393
8/22/1979	8.99	0.0899	0.090077	7/19/2017	0.029411
8/21/1979	8.99	0.0899	0.090078	7/20/2017	0.029428
8/20/1979	8.96	0.0896	0.090079	7/21/2017	0.029441
8/17/1979	8.95	0.0895	0.090082	7/24/2017	0.029456
8/16/1979	8.95	0.0895	0.090086	7/25/2017	0.029477
8/15/1979	8.96	0.0896	0.09009	7/26/2017	0.029496
8/14/1979	8.95	0.0895	0.090093	7/27/2017	0.029517
8/13/1979	8.97	0.0897	0.090097	7/28/2017	0.029538
8/10/1979	8.97	0.0897	0.090099	7/31/2017	0.029557
8/9/1979	8.95	0.0895	0.090102	8/1/2017	0.029575
8/8/1979	8.91	0.0891	0.090106	8/2/2017	0.02959
8/7/1979	8.9	0.089	0.090113	8/3/2017	0.0296
8/6/1979	8.92	0.0892	0.09012	8/4/2017	0.029611
8/3/1979	8.94	0.0894	0.090126	8/7/2017	0.029624
8/2/1979	8.92	0.0892	0.090131	8/8/2017	0.029637
8/1/1979	8.97	0.0897	0.090138	8/9/2017	0.02965
7/31/1979	8.99	0.0899	0.090141	8/10/2017	0.029658
7/30/1979	9.01	0.0901	0.090142	8/11/2017	0.029669
7/27/1979	9.01	0.0901	0.090143	8/14/2017	0.02968
7/26/1979	8.98	0.0898	0.090143	8/15/2017	0.029691
7/25/1979	8.97	0.0897	0.090145	8/16/2017	0.029689
7/24/1979	9.01	0.0901	0.090149	8/17/2017	0.02968
7/23/1979	8.99	0.0899	0.090149	8/18/2017	0.029672
7/20/1979	8.95	0.0895	0.090151	8/21/2017	0.02966
7/19/1979	8.99	0.0899	0.090155	8/22/2017	0.029651
7/18/1979	8.99	0.0899	0.090157	8/23/2017	0.029643
7/17/1979	8.97	0.0897	0.090159	8/24/2017	0.029631
7/16/1979	8.95	0.0895	0.090163	8/25/2017	0.029616
7/13/1979	8.91	0.0891	0.090168	8/28/2017	0.029605
7/12/1979	8.91	0.0891	0.090176	8/29/2017	0.029591
7/11/1979	8.93	0.0893	0.090184	8/30/2017	0.029577
7/10/1979	8.89	0.0889	0.090191	8/31/2017	0.029563
7/9/1979	8.86	0.0886	0.090201	9/1/2017	0.029551
7/6/1979	8.83	0.0883	0.090213	9/4/2017	0.029541
7/5/1979	8.82	0.0882	0.090228	9/5/2017	0.029528
7/3/1979	8.81	0.0881	0.090244	9/6/2017	0.029512
7/2/1979	8.8	0.088	0.090262	9/7/2017	0.02949
6/29/1979	8.83	0.0883	0.09028	9/8/2017	0.02947
6/28/1979	8.84	0.0884	0.090296	9/11/2017	0.029454
6/27/1979	8.83	0.0883	0.090311	9/12/2017	0.029439
6/26/1979	8.84	0.0884	0.090328	9/13/2017	0.029427
6/25/1979	8.92	0.0892	0.090344	9/14/2017	0.02941
6/22/1979	8.95	0.0895	0.090354	9/15/2017	0.029391
6/21/1979	8.92	0.0892	0.090361	9/18/2017	0.029373
6/20/1979	8.92	0.0892	0.090371	9/19/2017	0.029358
6/19/1979	8.94	0.0894	0.090381	9/20/2017	0.029339

6/18/1979	8.93	0.0893	0.09039	9/21/2017	0.029321
6/15/1979	8.94	0.0894	0.090399	9/22/2017	0.029301
6/14/1979	8.89	0.0889	0.090408	9/25/2017	0.029283
6/13/1979	8.87	0.0887	0.090421	9/26/2017	0.029265
6/12/1979	8.84	0.0884	0.090437	9/27/2017	0.029253
6/11/1979	8.94	0.0894	0.090455	9/28/2017	0.02924
6/8/1979	8.91	0.0891	0.090465	9/29/2017	0.029227
6/7/1979	8.9	0.089	0.090478	10/2/2017	0.029215
6/6/1979	9	0.09	0.090492	10/3/2017	0.029202
6/5/1979	9.04	0.0904	0.090496	10/4/2017	0.029191
6/4/1979	9.07	0.0907	0.090497	10/5/2017	0.029181
6/1/1979	9.07	0.0907	0.090495	10/6/2017	0.029173
5/31/1979	9.08	0.0908	0.090493	10/9/2017	0.029164
5/29/1979	9.03	0.0903	0.09049	#####	0.029156
5/25/1979	9.03	0.0903	0.090492	#####	0.029149
5/24/1979	9.07	0.0907	0.090494	#####	0.029144
5/23/1979	9.09	0.0909	0.090492	#####	0.029134
5/22/1979	9.16	0.0916	0.090488	#####	0.029127
5/21/1979	9.2	0.092	0.090476	#####	0.029118
5/18/1979	9.18	0.0918	0.09046	#####	0.029114
5/17/1979	9.2	0.092	0.090446	#####	0.029107
5/16/1979	9.22	0.0922	0.09043	#####	0.029103
5/15/1979	9.24	0.0924	0.090411	#####	0.029097
5/14/1979	9.22	0.0922	0.090389	#####	0.029098
5/11/1979	9.26	0.0926	0.090369	#####	0.029094
5/10/1979	9.27	0.0927	0.090344	#####	0.02909
5/9/1979	9.26	0.0926	0.090318	#####	0.029084
5/8/1979	9.28	0.0928	0.090292	#####	0.029078
5/7/1979	9.28	0.0928	0.090263	#####	0.02907
5/4/1979	9.29	0.0929	0.090234	11/1/2017	0.029058
5/3/1979	9.27	0.0927	0.090202	11/2/2017	0.029045
5/2/1979	9.22	0.0922	0.090173	11/3/2017	0.029033
5/1/1979	9.21	0.0921	0.090148	11/6/2017	0.029018
4/30/1979	9.22	0.0922	0.090124	11/7/2017	0.029004
4/27/1979	9.19	0.0919	0.090099	11/8/2017	0.02899
4/26/1979	9.18	0.0918	0.090076	11/9/2017	0.028976
4/25/1979	9.13	0.0913	0.090054	#####	0.028966
4/24/1979	9.14	0.0914	0.090038	#####	0.028957
4/23/1979	9.13	0.0913	0.090021	#####	0.028948
4/20/1979	9.11	0.0911	0.090004	#####	0.028939
4/19/1979	9.06	0.0906	0.089989	#####	0.02893
4/18/1979	9.06	0.0906	0.089981	#####	0.028918
4/17/1979	9.07	0.0907	0.089973	#####	0.028906
4/16/1979	9.09	0.0909	0.089963	#####	0.028891
4/12/1979	9.09	0.0909	0.089949	#####	0.028874
4/11/1979	9.08	0.0908	0.089936	#####	0.028858
4/10/1979	9.07	0.0907	0.089923	#####	0.028845
4/9/1979	9.04	0.0904	0.089912	#####	0.028833
4/6/1979	9.01	0.0901	0.089904	#####	0.028818
4/5/1979	8.99	0.0899	0.089902	#####	0.028808
4/4/1979	9	0.09	0.089902	#####	0.028799
4/3/1979	9.01	0.0901	0.0899	12/1/2017	0.028789
4/2/1979	9.02	0.0902	0.089897	12/4/2017	0.028778
3/30/1979	9.02	0.0902	0.089892	12/5/2017	0.028765
3/29/1979	8.99	0.0899	0.089887	12/6/2017	0.028748

3/28/1979	8.99	0.0899	0.089887	12/7/2017	0.028733
3/27/1979	9.01	0.0901	0.089886	12/8/2017	0.028718
3/26/1979	9.03	0.0903	0.089883	#####	0.028701
3/23/1979	9.02	0.0902	0.089875	#####	0.028684
3/22/1979	9.03	0.0903	0.08987	#####	0.028663
3/21/1979	9.03	0.0903	0.089862	#####	0.028639
3/20/1979	9.04	0.0904	0.089854	#####	0.028615
3/19/1979	9.03	0.0903	0.089843	#####	0.028591
3/16/1979	9.03	0.0903	0.089835	#####	0.028574
3/15/1979	9.05	0.0905	0.089825	#####	0.028562
3/14/1979	9.04	0.0904	0.089812	#####	0.028547
3/13/1979	9.02	0.0902	0.0898	#####	0.028533
3/12/1979	9.02	0.0902	0.089792	#####	0.02852
3/9/1979	9.04	0.0904	0.089783	#####	0.02851
3/8/1979	9.01	0.0901	0.08977	#####	0.028496
3/7/1979	9.02	0.0902	0.089762	#####	0.028483
3/6/1979	9.06	0.0906	0.089752	#####	0.028469
3/5/1979	9.02	0.0902	0.089733	1/1/2018	0.028457
3/2/1979	9.09	0.0909	0.089721	1/2/2018	0.028446
3/1/1979	9.09	0.0909	0.089693	1/3/2018	0.028436
2/28/1979	9.08	0.0908	0.089663	1/4/2018	0.028424
2/27/1979	9.08	0.0908	0.089633	1/5/2018	0.028414
2/26/1979	9.08	0.0908	0.089603	1/8/2018	0.028407
2/23/1979	9.1	0.091	0.08957	1/9/2018	0.028402
2/22/1979	9.08	0.0908	0.089531	1/10/2018	0.028397
2/21/1979	9.04	0.0904	0.089494	1/11/2018	0.028391
2/20/1979	9.02	0.0902	0.089468	1/12/2018	0.028383
2/16/1979	9.01	0.0901	0.089445	1/15/2018	0.028376
2/15/1979	9.01	0.0901	0.089425	1/16/2018	0.028371
2/14/1979	9	0.09	0.089403	1/17/2018	0.02837
2/13/1979	9	0.09	0.089383	1/18/2018	0.02837
2/9/1979	9.02	0.0902	0.089362	1/19/2018	0.028372
2/8/1979	9	0.09	0.089332	1/22/2018	0.028372
2/7/1979	9	0.09	0.089307	1/23/2018	0.028375
2/6/1979	8.92	0.0892	0.089281	1/24/2018	0.028378
2/5/1979	8.88	0.0888	0.089284	1/25/2018	0.028378
2/2/1979	8.84	0.0884	0.089304	1/26/2018	0.028379
2/1/1979	8.85	0.0885	0.089343	1/29/2018	0.028379
1/31/1979	8.85	0.0885	0.089382	1/30/2018	0.028378
1/30/1979	8.85	0.0885	0.089424	1/31/2018	0.028377
1/29/1979	8.85	0.0885	0.08947	2/1/2018	0.02838
1/26/1979	8.82	0.0882	0.089521	2/2/2018	0.028387
1/25/1979	8.84	0.0884	0.089594	2/5/2018	0.028387
1/24/1979	8.91	0.0891	0.089665	2/6/2018	0.028392
1/23/1979	8.93	0.0893	0.0897	2/7/2018	0.028399
1/22/1979	8.94	0.0894	0.089727	2/8/2018	0.028406
1/19/1979	8.97	0.0897	0.08975	2/9/2018	0.028415
1/18/1979	8.99	0.0899	0.089754	2/12/2018	0.028421
1/17/1979	8.99	0.0899	0.089742	2/13/2018	0.028425
1/16/1979	8.98	0.0898	0.089727	2/14/2018	0.028431
1/15/1979	8.97	0.0897	0.08972	2/15/2018	0.028438
1/12/1979	8.97	0.0897	0.089722	2/16/2018	0.028445
1/11/1979	8.98	0.0898	0.089725	2/19/2018	0.028451
1/10/1979	8.99	0.0899	0.089714	2/20/2018	0.028459
1/9/1979	8.99	0.0899	0.089683	2/21/2018	0.028475

1/8/1979	8.98	0.0898	0.08964	2/22/2018	0.02849
1/5/1979	8.95	0.0895	0.0896	2/23/2018	0.028503
1/4/1979	8.94	0.0894	0.089633	2/26/2018	0.028515
1/3/1979	8.96	0.0896	0.08975	2/27/2018	0.028525
1/2/1979	8.99	0.0899	0.0899	2/28/2018	0.028535

Near-Term Projected 30-Year Treasury

Source: Blue Chip Financial Forecasts, Vol. 37, No. 3, March 1, 2018, at 2.

	Treasury, 30 yr.
Q1 2018	3.1
Q2 2018	3.2
Q3 2018	3.4
Q4 2018	3.5
Q1 2019	3.6
Q2 2019	3.7
Average:	<hr/> 3.42

Long-Term Projected 30-Year Treasury

Source: Blue Chip Financial Forecasts, Vol. 36, No. 12, December 1, 2017, at 14.

	Treasury, 30 yr.
2019-2023	4.1
2024-2028	4.3
Average:	<hr/> 4.20

Source: Value Line

Value Line Date		12/15/2017		1/26/2018		1/26/2018		1/26/2018		1/26/2018		12/15/2017		1/26/2018		Investor Pres	Investor Pres	Investor Pres
		ALE	LNT	BKH	EE	HE	IDA	NWE	OGE	PNM	OTP	MDU	NSP-MN					
CAPEX/Shr	2017	\$ 4.20	\$ 6.45	\$ 6.60	\$ 6.55	\$ 3.55	\$ 6.50	\$ 6.10	\$ 4.85	\$ 6.60								
	2018	\$ 7.50	\$ 7.40	\$ 6.10	\$ 5.65	\$ 4.15	\$ 6.45	\$ 6.40	\$ 2.90	\$ 6.45								
	2020-22	\$ 3.50	\$ 4.25	\$ 6.75	\$ 7.00	\$ 4.00	\$ 7.00	\$ 6.50	\$ 1.75	\$ 6.25								
Shrs Out	2017	51.20	231.00	53.75	40.60	108.80	50.40	48.75	199.70	79.65								
	2018	51.50	233.00	60.25	40.70	108.80	50.40	50.00	200.00	79.65								
	2020-22	52.50	236.00	61.00	41.00	112.00	50.40	50.50	201.50	79.65								
Net Plant	2016	\$ 3,741.20	\$ 9,809.90	\$ 4,469.00	\$ 2,821.20	\$ 4,603.50	\$ 4,172.00	\$ 4,214.90	\$ 7,696.20	\$ 4,904.70	\$ 1,307.29	\$ 3,931.33	\$ 13,300.79					
4-year CAPEX % 2016 Net Plant		\$ 937.50 25.06%	\$ 4,733.20 48.25%	\$ 1,602.78 35.86%	\$ 1,090.96 38.67%	\$ 1,795.52 39.00%	\$ 1,383.48 33.16%	\$ 1,304.75 30.96%	\$ 1,637.88 21.28%	\$ 2,007.18 40.92%	\$ 901.00 68.92%	\$ 2,323.00 59.09%	\$ 7,820.00 58.79%					



Otter Tail Corporation | Electric Plant In Service - Summary  
NASDAQ:OTTR (SNL Inst Key: 4057017)

Source: S&P Global Market Intelligence

	2012 Y	2013 Y	2014 Y	2015 Y	2016 Y
Date Ended	12/31/2012	12/31/2013	12/31/2014	12/31/2015	12/31/2016
<b>Plant In Service (\$000)</b>					
Plant In Svc (Classified): Total	1,382,963	1,447,895	1,482,208	1,506,783	1,635,803
Property Under Capital Leases: Total	0	0	0	0	0
Plant Purchased Or Sold: Total	0	0	0	0	0
Completed Construction Not Classified: Total	38,643	11,313	61,227	312,303	222,877
Experim Plant Unclassified: Total	0	0	0	0	0
Total Plant: Total	1,421,626	1,459,207	1,543,435	1,819,086	1,858,680
Leased to Others: Total	0	0	0	0	0
Held for Future Use: Total	30	30	30	30	30
Construction Work In Progress: Total	75,758	184,780	240,170	64,117	149,997
Acquisition Adjustments: Total	1,647	1,647	1,647	1,647	1,647
Utility Plant: Total	1,499,061	1,645,664	1,785,282	1,884,880	2,010,354
<b>Plant in Service Accum Depreciation (\$000)</b>					
Accumulated Depreciation: In Service	589,038	622,323	653,900	660,114	696,458
Amort of Other Utility Plant: In Service	1,886	2,397	3,691	5,188	4,955
Total Accum Depr. Amort & Depl: In Svc	590,923	624,719	657,592	665,302	701,414
Accumulated Depreciation: Leased to Others	0	0	0	0	0
Accumulated Amort & Depletion: Leased Others	0	0	0	0	0
Total Accum Depr. Amort & Depl: Leased Others	0	0	0	0	0
Accumulated Depreciation: Held for Future Use	0	0	0	0	0
Accumulated Amortization: Held for Future Use	0	0	0	0	0
Total Accum Depr & Amort: Held for Future Use	0	0	0	0	0
Amort of Plant Acquisition Adjustment	1,504	1,553	1,602	1,647	1,647
Total Accumulated Provision for Depr. Amort & Depl	592,428	626,273	659,194	666,949	703,061
Net Utility Plant: Total	906,633	1,019,392	1,126,088	1,217,931	1,307,293
<b>Total Intangible Plant (\$000)</b>					
Total Intangible Plant: Add	814	3,480	883	2,001	299
Total Intangible Plant: Ret	1,352	300	0	0	2,063
Total Intangible Plant: Adj	0	0	0	0	0
Total Intangible Plant: Trans	69	0	0	0	0
Intangible Plant: End of Year	4,211	7,391	8,273	10,274	8,510
<b>Total Production Plant (\$000)</b>					
Total Production Plant: Add	9,252	11,586	13,795	216,039	18,075
Total Production Plant: Ret	5,769	5,940	2,838	26,941	5,866
Total Production Plant: Adj	0	0	0	0	0
Total Production Plant: Trans	134	0	0	0	0
Total Production Plant: EOY	670,531	676,177	687,134	876,231	888,439
<b>Total Transmission Plant (\$000)</b>					
Total Transmission Plant: Add	32,785	9,559	54,661	70,054	19,206
Total Transmission Plant: Ret	539	527	1,731	1,224	452
Total Transmission Plant: Adj	0	0	0	0	0
Total Transmission Plant: Trans	(119)	126	(40)	(386)	(15)
Total Transmission Plant: EOY	261,380	270,539	323,429	391,873	410,612
<b>Total Distribution Plant (\$000)</b>					
Total Distribution Plant: Add	17,789	18,910	20,041	16,797	17,137
Total Distribution Plant: Ret	2,697	2,441	3,398	3,841	2,688
Total Distribution Plant: Adj	0	0	0	0	0
Total Distribution Plant: Trans	(14)	(126)	42	374	15
Total Distribution Plant: EOY	405,439	421,782	438,468	451,799	466,263
<b>Total General Plant (\$000)</b>					
Total General Plant: Add	3,931	6,613	5,704	4,634	2,333
Total General Plant: Ret	3,445	3,358	2,889	1,868	6,386
Total General Plant: Adj	0	0	0	0	0
Total General Plant: Trans	(69)	0	(2)	12	0
Total General Plant: EOY	80,065	83,319	86,132	88,909	84,856
<b>Total Regional Transmission and Market Operation Plant (\$000)</b>					
Total Regional Transmission & Mkt Oper: Add	0	0	0	0	0
Total Regional Transmission & Mkt Oper: Ret	0	0	0	0	0
Total Regional Transmission & Mkt Oper: Adj	0	0	0	0	0
Total Regional Transmission & Mkt Oper: Trans	0	0	0	0	0
Total Regional Trans & Mkt Oper Plant: EOY	0	0	0	0	0
<b>Total Plant in Service (\$000)</b>					
Total Elec Plant In Svc: Add	64,571	50,147	95,084	309,525	57,049
Total Elec Plant In Svc: Ret	13,802	12,566	10,856	33,874	17,455
Total Elec Plant In Svc: Adj	0	0	0	0	0
Total Elec Plant In Svc: Trans	0	0	0	0	0
Total Elec Plant In Svc: EOY	1,421,626	1,459,207	1,543,435	1,819,086	1,858,680
<b>Accumulated Provision for Depreciation (\$000)</b>					
Accumulated Depreciation: Steam Plant	225,842	233,912	241,456	221,723	232,768
Accumulated Depreciation: Nuclear Plant	0	0	0	0	0
Accumulated Depreciation: Hydro Plant	2,160	2,814	3,194	3,710	4,226
Accumulated Depreciation: Pumped Storage Plant	0	0	0	0	0
Accumulated Depreciation: Other Production Plant	60,148	70,635	81,673	92,925	103,706
Accumulated Depreciation: Total Production Plant	288,170	307,361	326,323	318,358	340,700
Accumulated Depreciation: Transmission Plant	94,848	99,700	103,308	108,160	115,585
Accumulated Depreciation: Distribution Plant	172,765	180,776	188,160	194,663	203,013
Accumulated Depreciation: RTO Plant	0	0	0	0	0
Accumulated Depreciation: General Plant	33,253	34,487	36,109	38,934	37,161
Accumulated Depreciation: Total Electric Plant	589,038	622,323	653,900	660,114	696,458
Net Steam Plant	130,422	126,073	129,138	337,563	338,181
Net Nuclear Plant	0	0	0	0	0
Net Hydro Plant	3,671	3,647	4,130	3,627	3,111
Net Other Prod Plant	248,267	239,097	227,543	216,683	206,447
Net Production Plant	382,361	368,816	360,811	557,873	547,739
Net Transmission Plant	166,532	170,839	220,121	283,714	295,027
Net Distribution Plant	232,074	241,006	250,306	257,136	263,250
Net Regional Transmission & Market Oper Plant	0	0	0	0	0
Net General Plant	46,811	48,832	50,023	49,975	47,695
Net Electric Plant	832,588	836,885	889,535	1,158,972	1,162,222

Data is sourced from the FERC Form 1/1-F, FERC Form 3/3-A or EIA 861 filings.  
Energy Filings Quick Reference Guide

ALE	LNT	AEE	AEP	BKH	CMS
1.751478949	2.171300804	1.824688558	1.816012997	1.6901623	2.723934356

	ALE-US PBOOK	LNT-US PBOOK	AEE-US PBOOK	AEP-US PBOOK	BKH-US PBOOK	CMS-US PBOOK
1/17/2018	184.52	222.96	184.30	185.78	169.91	276.63
1/18/2018	182.95	220.84	182.98	184.55	169.11	273.84
1/19/2018	179.85	219.34	182.22	184.44	170.54	273.53
1/22/2018	180.20	220.12	182.68	185.45	174.01	274.21
1/23/2018	182.55	223.51	185.22	187.19	176.65	276.07
1/24/2018	180.95	221.79	184.13	186.40	177.88	274.83
1/25/2018	183.42	224.79	187.43	189.72	178.36	279.43
1/26/2018	182.00	224.29	188.03	187.14	181.48	278.12
1/29/2018	178.95	220.45	184.59	184.82	177.25	273.84
1/30/2018	179.53	218.50	185.29	186.05	176.45	275.20
1/31/2018	181.00	221.23	187.07	187.22	176.55	277.87
2/1/2018	176.30	217.50	182.38	184.66	174.55	274.21
2/2/2018	175.95	216.56	181.32	184.42	171.31	269.99
2/5/2018	171.66	212.72	178.88	180.96	166.57	265.33
2/6/2018	170.83	208.76	175.08	176.69	164.47	261.79
2/7/2018	171.73	208.71	175.71	175.43	164.57	261.79
2/8/2018	171.31	206.70	173.73	172.52	161.20	259.37
2/9/2018	174.63	213.83	183.07	176.17	165.39	265.70
2/12/2018	174.18	214.16	181.92	176.39	168.99	266.26
2/13/2018	173.53	215.00	182.51	178.51	166.22	267.32
2/14/2018	170.03	212.10	180.63	177.75	164.50	272.07
2/15/2018	169.25	217.33	185.85	181.50	165.87	277.40
2/16/2018	171.38	221.23	186.05	183.08	166.51	280.32
2/20/2018	169.90	217.84	181.95	180.66	163.81	274.99
2/21/2018	167.57	214.94	179.71	178.51	161.01	272.83
2/22/2018	168.54	213.53	180.33	176.71	161.64	272.77
2/23/2018	172.96	218.06	186.15	181.26	165.08	278.16
2/26/2018	171.63	218.67	184.16	180.18	165.20	277.59
2/27/2018	168.68	214.63	181.32	177.44	164.00	271.12
2/28/2018	168.44	213.80	179.37	176.44	161.42	269.22

Source: S&P Global Market Intelligence

D	DTE	DUK	EE	HE	IDA	NWE
2.957296846	1.962276592	1.28820603	1.813679957	1.734867315	1.880469507	1.460124776

D-US PBOOK	DTE-US PBOOK	DUK-US PBOOK	EE-US PBOOK	HE-US PBOOK	IDA-US PBOOK	NWE-US PBOOK
298.66	199.22	131.84	185.45	179.08	189.08	151.55
296.25	198.03	130.04	183.31	178.26	187.69	149.81
296.64	197.42	129.16	184.56	178.20	188.02	149.70
296.25	197.82	129.38	184.56	177.84	188.20	150.09
299.49	200.33	130.66	184.92	178.88	191.03	150.43
298.90	199.87	129.87	183.49	178.00	190.35	149.95
303.37	202.80	132.66	185.99	179.76	194.28	153.16
298.66	201.92	132.54	184.38	178.46	192.98	152.93
297.04	199.79	129.95	182.77	176.70	190.33	151.13
297.95	199.51	130.58	184.38	175.62	191.32	151.36
302.38	202.18	131.99	186.53	176.45	193.45	152.88
300.24	199.47	129.20	183.85	175.15	190.42	150.34
299.37	197.67	128.68	182.42	173.70	186.97	148.71
295.46	195.22	127.47	179.56	169.46	184.50	145.31
293.16	190.17	125.25	176.88	166.26	183.29	143.17
291.78	189.99	125.09	177.59	165.84	184.41	142.95
290.00	188.50	124.96	176.88	164.13	183.92	141.60
294.23	193.42	127.95	181.34	168.53	187.37	146.66
297.71	193.78	129.15	181.17	169.98	186.83	143.32
296.96	195.62	129.60	181.52	169.46	187.15	142.22
294.07	193.74	126.91	178.66	168.74	185.65	139.75
298.34	197.42	128.12	181.70	174.69	189.95	141.59
299.85	198.43	128.96	183.31	174.32	191.18	143.46
295.69	194.63	126.94	179.56	172.51	187.66	140.85
290.91	192.17	126.35	178.31	171.74	185.22	140.38
291.07	192.10	126.70	177.95	171.48	185.87	140.49
298.74	197.45	129.52	180.63	174.84	190.53	144.09
300.60	195.68	130.70	180.45	174.22	187.81	142.00
279.42	192.42	128.03	175.27	171.79	184.55	140.27
278.70	190.06	126.37	173.66	170.50	181.41	140.19

OGE	PNW	PNM	POR	SO	WEC	WEC
1.722105727	1.701853728	1.629398319	1.523957501	1.836625015	1.900996901	208.40

OGE-US	PNW-US	PNM-US	POR-US	SO-US	PEG-US	WEC-US
PBOOK	PBOOK	PBOOK	PBOOK	PBOOK	PBOOK	PBOOK
173.38	172.69	163.08	158.71	187.75	193.43	218.17
172.99	172.00	163.30	157.64	187.12	191.40	217.14
173.49	171.72	166.91	157.26	185.21	191.63	216.59
174.32	171.46	167.14	156.93	183.54	192.55	216.25
175.92	173.48	169.84	157.71	185.33	195.17	218.20
177.41	174.19	169.84	156.04	183.71	194.01	217.03
178.35	176.00	171.20	157.97	185.96	196.71	220.12
177.46	175.76	171.87	156.78	184.66	197.01	219.68
175.09	172.39	169.62	154.89	183.33	195.05	216.28
175.09	172.26	170.07	155.26	186.71	196.28	217.31
177.80	173.61	171.87	157.08	188.00	199.59	214.47
176.30	170.37	166.23	154.63	184.96	194.97	208.80
173.10	168.79	164.65	153.56	184.08	192.55	206.83
169.46	164.99	159.69	150.63	182.20	187.93	204.03
167.19	163.21	156.31	148.70	181.25	183.28	200.76
167.19	163.21	155.41	148.73	180.62	183.55	199.66
163.44	161.42	152.47	147.44	180.87	179.81	198.46
167.80	165.66	157.89	150.11	184.75	181.78	203.79
170.45	166.61	158.79	150.14	186.21	183.24	204.39
170.95	166.81	157.66	149.96	185.96	184.85	203.83
169.95	165.23	156.08	148.14	181.62	183.24	200.59
173.05	169.50	160.59	151.92	185.71	187.05	204.53
174.26	170.87	161.27	151.97	183.08	190.20	206.53
172.33	167.64	159.24	148.35	181.16	189.66	203.13
170.18	165.25	159.92	147.39	178.95	186.74	200.52
173.76	166.64	159.92	147.91	179.36	189.24	201.26
181.94	178.90	164.65	151.52	183.74	194.44	206.29
167.39	179.19	163.75	149.83	183.58	193.55	205.53
163.76	173.97	160.14	148.13	180.95	187.74	202.02
162.51	171.78	158.79	146.54	179.53	186.35	199.86

XEL	ALE	LNT	AEE	AEP	BKH	CMS
196.98	3,595.29	9,030.30	13,402.34	32,887.43	2,844.50	12,290.02
XEL-US	ALE-US	LNT-US	AEE-US	AEP-US	BKH-US	CMS-US
PBOOK	MARKETCAP	MARKETCAP	MARKETCAP	MARKETCAP	MARKETCAP	MARKETCAP
202.81	3,773.74	9,262.05	13,536.60	33,579.16	2,859.28	12,547.37
201.43	3,741.54	9,174.19	13,439.54	33,357.76	2,845.91	12,420.63
200.32	3,678.18	9,111.76	13,383.74	33,338.08	2,869.98	12,406.55
200.76	3,685.33	9,144.13	13,417.70	33,520.12	2,928.28	12,437.53
202.94	3,733.37	9,285.17	13,604.53	33,835.00	2,972.67	12,522.03
202.18	3,700.66	9,213.49	13,524.46	33,692.32	2,993.53	12,465.70
204.18	3,751.25	9,338.34	13,767.10	34,292.56	3,001.55	12,674.12
202.85	3,722.12	9,317.54	13,810.77	33,825.16	3,053.97	12,614.97
199.08	3,659.78	9,158.00	13,558.43	33,406.96	2,982.83	12,420.63
200.67	3,671.54	9,077.08	13,609.39	33,628.36	2,969.46	12,482.60
202.58	3,701.68	9,190.37	13,740.41	33,839.92	2,971.07	12,637.40
198.90	3,608.70	9,035.47	13,395.87	33,377.44	2,937.37	12,470.79
197.43	3,601.54	8,996.16	13,318.22	33,333.16	2,882.82	12,278.76
193.66	3,513.57	8,836.63	13,138.67	32,708.32	2,803.13	12,066.96
189.67	3,496.69	8,672.48	12,859.64	31,935.87	2,767.83	11,905.99
188.47	3,515.10	8,670.16	12,905.74	31,709.55	2,769.43	11,905.99
188.38	3,506.41	8,586.93	12,760.16	31,183.11	2,712.74	11,795.85
192.42	3,574.43	8,882.87	13,446.82	31,842.39	2,783.34	12,083.90
194.24	3,565.22	8,896.74	13,361.90	31,881.75	2,843.77	12,109.32
195.13	3,551.93	8,931.42	13,405.57	32,265.51	2,797.24	12,157.32
191.84	3,480.33	8,811.20	13,267.27	32,127.75	2,768.36	12,114.96
196.15	3,502.32	9,028.53	13,650.63	32,806.72	2,791.36	12,352.18
198.32	3,546.30	9,190.37	13,665.19	33,092.08	2,802.06	12,482.08
195.84	3,515.61	9,049.34	13,364.32	32,654.20	2,756.59	12,244.87
193.97	3,467.54	8,934.70	13,199.33	32,265.51	2,709.53	12,148.85
193.57	3,487.49	8,930.07	13,245.43	32,314.71	2,720.22	12,146.03
198.72	3,579.03	9,119.78	13,672.47	33,146.20	2,777.99	12,386.07
197.43	3,551.42	9,145.52	13,526.89	32,949.61	2,780.13	12,360.65
193.71	3,490.55	8,976.63	13,318.22	32,447.77	2,762.91	12,072.60
191.85	3,485.44	8,941.92	13,175.07	32,265.73	2,719.54	11,987.88

D	DTE	DUK	EE	HE	IDA	NWE
48,343.06	18,464.05	53,661.16	2,060.28	3,648.46	4,227.23	2,587.88
D-US MARKETCAP	DTE-US MARKETCAP	DUK-US MARKETCAP	EE-US MARKETCAP	HE-US MARKETCAP	IDA-US MARKETCAP	NWE-US MARKETCAP
48,665.13	18,672.39	54,885.09	2,106.71	3,766.17	4,249.64	2,659.69
48,271.94	18,561.17	54,136.11	2,082.36	3,748.76	4,218.40	2,629.08
48,336.39	18,503.77	53,772.13	2,096.57	3,747.68	4,225.96	2,627.11
48,271.94	18,541.44	53,863.12	2,096.57	3,740.06	4,229.99	2,634.02
48,800.49	18,776.43	54,395.10	2,100.63	3,761.82	4,293.49	2,639.95
48,703.80	18,733.38	54,066.12	2,084.39	3,743.33	4,278.37	2,631.55
49,432.17	19,007.84	55,228.08	2,112.80	3,780.31	4,366.56	2,687.84
48,665.13	18,925.33	55,179.08	2,094.54	3,753.12	4,337.33	2,683.89
48,400.85	18,726.21	54,101.12	2,076.27	3,716.13	4,277.86	2,652.29
48,549.10	18,699.30	54,360.11	2,094.54	3,693.28	4,300.04	2,656.24
49,271.02	18,950.33	54,948.09	2,118.89	3,710.69	4,347.91	2,682.90
48,922.95	18,695.60	53,786.13	2,088.45	3,683.49	4,279.88	2,638.46
48,781.15	18,526.98	53,569.13	2,072.21	3,653.03	4,202.28	2,609.83
48,143.02	18,297.37	53,065.15	2,039.74	3,563.83	4,146.84	2,550.09
47,769.17	17,823.79	52,141.18	2,009.29	3,496.38	4,119.63	2,512.56
47,543.57	17,807.64	52,078.19	2,017.41	3,487.68	4,144.83	2,508.61
47,253.51	17,667.72	52,022.19	2,009.29	3,451.78	4,133.74	2,484.92
47,943.21	18,128.75	53,268.14	2,060.03	3,544.25	4,211.35	2,575.08
48,510.43	18,162.83	53,765.13	2,058.00	3,574.71	4,199.25	2,579.52
48,387.96	18,335.04	53,954.12	2,062.06	3,563.83	4,206.31	2,559.76
47,917.42	18,159.24	52,834.16	2,029.59	3,548.60	4,172.54	2,515.31
48,613.56	18,503.66	53,338.14	2,064.09	3,673.70	4,269.30	2,548.40
48,858.50	18,874.99	53,688.13	2,082.36	3,666.09	4,297.01	2,581.99
48,181.70	18,512.63	52,981.15	2,039.74	3,628.01	4,217.90	2,535.06
47,401.77	18,279.43	52,729.16	2,025.53	3,611.69	4,162.97	2,526.67
47,427.55	18,272.25	52,885.00	2,021.47	3,606.26	4,177.58	2,528.64
48,678.02	18,781.71	54,061.16	2,051.92	3,676.97	4,282.40	2,593.35
48,980.97	18,613.09	54,551.22	2,049.89	3,663.91	4,228.42	2,555.81
47,865.86	18,302.75	53,438.07	1,990.66	3,612.78	4,154.85	2,524.69
47,743.39	18,078.52	52,744.98	1,972.40	3,585.59	4,084.30	2,523.21



OGE	PNW	PNM	POR	PEG	SO	WEC
6,267.09	8,724.52	3,049.67	3,666.79	24,982.14	44,265.21	19,524.50
OGE-US	PNW-US	PNM-US	POR-US	PEG-US	SO-US	WEC-US
MARKETCAP	MARKETCAP	MARKETCAP	MARKETCAP	MARKETCAP	MARKETCAP	MARKETCAP
6,270.74	8,885.87	3,052.20	3,813.20	25,425.46	45,213.43	20,061.08
6,256.77	8,850.12	3,056.42	3,787.36	25,157.40	45,062.88	19,966.41
6,274.74	8,835.59	3,123.97	3,778.44	25,187.75	44,601.21	19,915.91
6,304.69	8,822.18	3,128.19	3,770.42	25,309.13	44,199.76	19,884.36
6,362.61	8,926.09	3,178.85	3,789.14	25,653.06	44,631.32	20,064.23
6,416.53	8,962.96	3,178.85	3,749.04	25,501.33	44,239.91	19,956.94
6,450.48	9,055.70	3,204.18	3,795.38	25,855.38	44,781.87	20,240.96
6,418.53	9,043.41	3,216.84	3,766.86	25,895.84	44,470.74	20,199.93
6,332.65	8,870.23	3,174.63	3,721.41	25,637.89	44,149.58	19,887.51
6,332.65	8,863.52	3,183.07	3,730.32	25,799.74	44,962.52	19,982.19
6,430.51	8,932.80	3,216.84	3,773.99	26,234.71	45,273.65	20,291.45
6,376.59	8,766.32	3,111.31	3,715.17	25,627.78	44,541.00	19,754.97
6,260.76	8,684.76	3,081.75	3,689.34	25,309.13	44,330.24	19,568.78
6,128.95	8,489.23	2,988.88	3,618.94	24,702.20	43,878.60	19,303.70
6,047.08	8,397.61	2,925.56	3,572.60	24,090.21	43,647.77	18,994.44
6,047.08	8,397.61	2,908.67	3,573.49	24,125.61	43,497.22	18,890.30
5,911.28	8,305.99	2,853.79	3,542.30	23,635.01	43,557.44	18,776.69
6,069.04	8,523.86	2,955.11	3,606.46	23,892.96	44,490.82	19,281.61
6,164.90	8,573.03	2,971.99	3,607.36	24,085.15	44,842.09	19,338.41
6,182.87	8,583.08	2,950.89	3,602.90	24,297.58	44,781.87	19,284.77
6,146.93	8,501.52	2,921.33	3,559.23	24,085.15	43,738.09	18,978.66
6,258.76	8,721.63	3,005.77	3,650.13	24,585.87	44,721.65	19,351.04
6,302.70	8,792.02	3,018.43	3,671.52	25,000.61	44,089.36	19,540.38
6,232.80	8,625.54	2,980.44	3,584.19	24,929.80	43,627.70	19,218.49
6,154.92	8,502.64	2,993.10	3,561.02	24,545.41	43,270.20	18,972.35
6,284.75	8,574.14	2,993.10	3,573.49	24,874.17	43,371.02	19,041.77
6,580.32	8,955.14	3,081.75	3,660.82	25,556.97	44,429.59	19,518.29
6,446.51	8,975.29	3,064.87	3,619.83	25,389.66	44,389.26	19,445.71
6,306.72	8,713.68	2,997.32	3,578.84	24,627.47	43,754.12	19,114.35
6,258.79	8,604.11	2,971.99	3,540.52	24,445.75	43,411.35	18,909.23

XEL  
22,538.04

XEL-US  
MARKETCAP  
23,199.69  
23,042.28  
22,915.34  
22,966.12  
23,214.92  
23,128.60  
23,357.09  
23,204.76  
22,773.17  
22,955.96  
23,174.30  
22,752.85  
22,585.29  
22,153.69  
21,696.71  
21,559.61  
21,549.46  
22,011.52  
22,219.70  
22,321.26  
21,945.51  
22,438.04  
22,686.85  
22,402.50  
22,189.24  
22,143.54  
22,732.54  
22,629.21  
22,202.44  
21,989.05

Company	Key Institution	Company	Ultimate Parent	State of Operation	Area (sq.mi)
ALLETE, Inc.	4061513	ALLETE (Minnesota Power)	ALLETE, Inc.	MN	2388.69
ALLETE, Inc.	4063281	Superior Water, Light and Power Company	ALLETE, Inc.	WI	48.58
Alliant Energy Corporation	4057087	Interstate Power and Light Company	Alliant Energy Corporation	IA	9023.32
Alliant Energy Corporation	4008669	Wisconsin Power and Light Company	Alliant Energy Corporation	WI	9476.15
Ameren Corporation	4272394	Ameren Illinois Company	Ameren Corporation	IL	2217.74
Ameren Corporation	4057102	Union Electric Company	Ameren Corporation	MO	24335.02
American Electric Power Company, Inc.	4056979	AEP Texas Central Company	American Electric Power Company, Inc.	TX	13990.83
American Electric Power Company, Inc.	4057034	AEP Texas North Company	American Electric Power Company, Inc.	TX	12237.50
American Electric Power Company, Inc.	4056972	Appalachian Power Company	American Electric Power Company, Inc.	WV	8838.01
American Electric Power Company, Inc.	4056972	Appalachian Power Company	American Electric Power Company, Inc.	VA	9767.63
American Electric Power Company, Inc.	4057003	Indiana Michigan Power Company	American Electric Power Company, Inc.	MI	1322.35
American Electric Power Company, Inc.	4057003	Indiana Michigan Power Company	American Electric Power Company, Inc.	IN	3199.46
American Electric Power Company, Inc.	4057006	Kentucky Power Company	American Electric Power Company, Inc.	KY	3783.03
American Electric Power Company, Inc.	4060895	Kingsport Power Company	American Electric Power Company, Inc.	TN	165.54
American Electric Power Company, Inc.	4057015	Ohio Power Company	American Electric Power Company, Inc.	OH	10561.42
American Electric Power Company, Inc.	4057023	Public Service Company of Oklahoma	American Electric Power Company, Inc.	OK	38582.60
American Electric Power Company, Inc.	4057026	Southwestern Electric Power Company	American Electric Power Company, Inc.	AR	816.33
American Electric Power Company, Inc.	4057026	Southwestern Electric Power Company	American Electric Power Company, Inc.	TX	2737.71
American Electric Power Company, Inc.	4057026	Southwestern Electric Power Company	American Electric Power Company, Inc.	LA	6411.41
American Electric Power Company, Inc.	4063994	Wheeling Power Company	American Electric Power Company, Inc.	WV	19.06
Black Hills Corporation	4215172	Black Hills Colorado Electric Utility Company, LP	Black Hills Corporation	CO	2568.98
Black Hills Corporation	4065694	Black Hills Power, Inc.	Black Hills Corporation	SD	8923.95
Black Hills Corporation	4065694	Black Hills Power, Inc.	Black Hills Corporation	WY	3405.21
Black Hills Corporation	4065694	Black Hills Power, Inc.	Black Hills Corporation	MT	896.01
Black Hills Corporation	4059189	Cheyenne Light, Fuel and Power Company	Black Hills Corporation	WY	3035.81
CMS Energy Corporation	4057081	Consumers Energy Company	CMS Energy Corporation	MI	28175.15
Dominion Resources, Inc.	4057032	Virginia Electric and Power Company	Dominion Resources, Inc.	VA	10562.05
Dominion Resources, Inc.	4057032	Virginia Electric and Power Company	Dominion Resources, Inc.	NC	2677.30
DTE Energy Company	4057083	DTE Electric Company	DTE Energy Company	MI	7774.86
Duke Energy Corporation	4004320	Duke Energy Carolinas, LLC	Duke Energy Corporation	SC	8580.11
Duke Energy Corporation	4004320	Duke Energy Carolinas, LLC	Duke Energy Corporation	NC	17063.33
Duke Energy Corporation	4056998	Duke Energy Florida, LLC	Duke Energy Corporation	FL	28627.59
Duke Energy Corporation	4062444	Duke Energy Indiana, LLC	Duke Energy Corporation	IN	5360.15
Duke Energy Corporation	4057103	Duke Energy Kentucky, Inc.	Duke Energy Corporation	KY	293.07
Duke Energy Corporation	4057079	Duke Energy Ohio, Inc.	Duke Energy Corporation	OH	1877.50
Duke Energy Corporation	4004192	Duke Energy Progress, LLC	Duke Energy Corporation	SC	8958.02
Duke Energy Corporation	4004192	Duke Energy Progress, LLC	Duke Energy Corporation	NC	28979.08
Hawaiian Electric Industries, Inc.	4060446	Hawaii Electric Light Company, Inc.	Hawaiian Electric Industries, Inc.	HI	4028.20
Hawaiian Electric Industries, Inc.	4057001	Hawaiian Electric Company, Inc.	Hawaiian Electric Industries, Inc.	HI	600.32
Hawaiian Electric Industries, Inc.	4061329	Maui Electric Company, Limited	Hawaiian Electric Industries, Inc.	HI	1171.62
IDACORP, Inc.	4057002	Idaho Power Co.	IDACORP, Inc.	ID	24190.55
IDACORP, Inc.	4057002	Idaho Power Co.	IDACORP, Inc.	OR	4753.25
OGE Energy Corp.	4057016	Oklahoma Gas and Electric Company	OGE Energy Corp.	AR	1589.77
OGE Energy Corp.	4057016	Oklahoma Gas and Electric Company	OGE Energy Corp.	OK	25713.95
Otter Tail Corporation	4147257	Otter Tail Power Company	Otter Tail Corporation	MN	916.90
Otter Tail Corporation	4147257	Otter Tail Power Company	Otter Tail Corporation	SD	283.80
Otter Tail Corporation	4147257	Otter Tail Power Company	Otter Tail Corporation	ND	32526.31
Pinnacle West Capital Corporation	4056974	Arizona Public Service Company	Pinnacle West Capital Corporation	AZ	3013.72
PNM Resources, Inc.	4073320	Public Service Company of New Mexico	PNM Resources, Inc.	NM	6651.22
PNM Resources, Inc.	4057028	Texas-New Mexico Power Company	PNM Resources, Inc.	TX	560.43
Southern Company	4014956	Alabama Power Company	Southern Company	AL	44748.87
Southern Company	4004152	Georgia Power Company	Southern Company	GA	58020.00
Southern Company	4057000	Gulf Power Company	Southern Company	FL	1429.45
Southern Company	4057010	Mississippi Power Company	Southern Company	MS	14641.98
WEC Energy Group, Inc.	4057105	Wisconsin Electric Power Company	WEC Energy Group, Inc.	WI	1382.82
WEC Energy Group, Inc.	4057105	Wisconsin Electric Power Company	WEC Energy Group, Inc.	MI	293.14
WEC Energy Group, Inc.	4057106	Wisconsin Public Service Corporation	WEC Energy Group, Inc.	MI	491.12
WEC Energy Group, Inc.	4057106	Wisconsin Public Service Corporation	WEC Energy Group, Inc.	WI	9743.00
Xcel Energy Inc.	4057754	Northern States Power Company - MN	Xcel Energy Inc.	MN	4828.94
Xcel Energy Inc.	4057754	Northern States Power Company - MN	Xcel Energy Inc.	SD	362.26
Xcel Energy Inc.	4057754	Northern States Power Company - MN	Xcel Energy Inc.	ND	319.71
Xcel Energy Inc.	4061925	Northern States Power Company - WI	Xcel Energy Inc.	MI	733.33
Xcel Energy Inc.	4061925	Northern States Power Company - WI	Xcel Energy Inc.	WI	8915.98
Xcel Energy Inc.	4057094	Public Service Company of Colorado	Xcel Energy Inc.	CO	1192.62
Xcel Energy Inc.	4057027	Southwestern Public Service Company	Xcel Energy Inc.	NM	28583.44
Xcel Energy Inc.	4057027	Southwestern Public Service Company	Xcel Energy Inc.	TX	11703.21
El Paso Electric Company	4056994	El Paso Electric Company		NM	4634.04
El Paso Electric Company	4056994	El Paso Electric Company		TX	2378.44
NorthWestern Corporation	4057053	NorthWestern Corporation		MT	96599.31
NorthWestern Corporation	4057053	NorthWestern Corporation		WY	3133.42
NorthWestern Corporation	4057053	NorthWestern Corporation		SD	1034.30
Portland General Electric Company	4057019	Portland General Electric Company		OR	3074.36

Source: SNL Financial

**Docket No. EL18-\_\_\_\_\_**  
**Volume 4A**  
**Section 6**

Source: SNL Financial

Company Name	SNL Institution Key	Ticker	Parent Company Name	Total Sales of Electricity Customers (actual)	Total Natural Gas Customer (actual)
	201129	201136	201130	201137	201831 2016Y
AEP Texas Central Company		4056979	AEP Texas, Inc.		NA
AEP Texas North Company		4057034	AEP Texas, Inc.		1
AES Corporation		4055465	AES	758,155	758,155
Alabama Gas Corporation		4004296	Spire Inc.		NA
Alabama Power Company		4014956	Southern Company	1,468,744	1,468,744
Alaska Electric Light and Power Company		4058371	Alaska Energy & Resources Company	16,853	16,853
ALLETE (Minnesota Power)		4061513	ALLETE, Inc.	145,639	145,639
ALLETE, Inc.		4022309	ALE	160,352	160,352
Alliant Energy Corporation		4057038	LNT	954,395	954,395
Ameren Corporation		4007308	AEE	2,433,594	2,433,594
Ameren Illinois Company		4272394	Ameren Corporation	1,224,649	1,224,649
American Electric Power Company, Inc.		4006321	AEP	4,350,428	4,350,428
Appalachian Natural Gas Distribution Company		4122161	ANGD LLC		NA
Appalachian Power Company		4056972	American Electric Power Company, Inc.	956,754	956,754
Arizona Public Service Company		4056974	Pinnacle West Capital Corporation	1,193,557	1,193,557
Arkansas Oklahoma Gas Corp.		4058513	A.O.G. Corporation		NA
Atlanta Gas Light Company		4054707	Southern Company Gas		NA
Atlantic City Electric Company		4056975	Connecticut, LLC	548,442	548,442
Atmos Energy Corporation		4057157	ATO		NA
Avangrid, Inc.		4057045	AGR	1,885,486	1,885,486
Avista Corporation		4057075	AVA	374,507	374,507
Baltimore Gas and Electric Company		4007784	RF HoldCo LLC	1,268,995	1,268,995
Bangor Gas Company, LLC		4084166	PHC Utilities, Inc.		NA
Bay State Gas Company		4058656	NISource Inc.		NA
Berkshire Gas Company		4057110	Avangrid Networks, Inc.		NA
Berkshire Hathaway Energy		4057049	Berkshire Hathaway Inc.	3,842,703	3,842,703
Black Hills Colorado Electric Utility Company, LP		4215172	Black Hills Utility Holdings Inc.	95,537	95,537
Black Hills Colorado Gas Utility Company, LP		4215167	Black Hills Utility Holdings Inc.		NA
Black Hills Corporation		4010420	BKH	208,221	208,221
Black Hills Gas Distribution LLC		4157306	Black Hills Gas, LLC		NA
Black Hills Iowa Gas Utility Company, LLC		4215169	Black Hills Utility Holdings Inc.		NA
Black Hills Kansas Gas Utility Company, LLC		4215170	Black Hills Utility Holdings Inc.		NA
Black Hills Nebraska Gas Utility Company LLC		4215171	Black Hills Utility Holdings Inc.		NA
Black Hills Northwest Wyoming Gas Utility Company, LLC		4564073	Cheyenne Light, Fuel and Power Company		NA
Black Hills Power, Inc.		4065694	Black Hills Corporation	71,101	71,101
Bluefield Gas Company		4058793	ANGD LLC		NA
Boston Gas Company		4057111	National Grid NE Holdings 2 LLC		NA
Brainard Gas Corp.		4084167	Gas Natural Inc.		NA
Brooklyn Union Gas Company		4018679	KeySpan Corp.		NA
Cascade Natural Gas Corporation		4057112	MDU Energy Capital, LLC		NA
CenterPoint Energy Houston Electric, LLC		4057059	Utility Holding, LLC	2,397,549	2,397,549
CenterPoint Energy Resources Corp.		4057141	Utility Holding, LLC		NA
CenterPoint Energy, Inc.		4074390	CNP	2,397,549	2,397,549
Central Hudson Gas & Electric Corporation		4057076	CH Energy Group, Inc.	261,415	261,415
Central Maine Power Company		4056978	CMP Group, Inc.	619,312	619,312
CH Energy Group, Inc.		4057039	FortisUS Inc.	261,415	261,415
Chattanooga Gas Company		4059166	Southern Company Gas		NA
Chesapeake Utilities Corporation		4057113	CPK		NA
Cheyenne Light, Fuel and Power Company		4059189	Black Hills Corporation	41,583	41,583
Citizens Energy Group		4079709			NA
Citizens Gas Fuel Company		4059227	DTE Enterprises, Inc.		NA
Cleco Corporate Holdings LLC		4056937	Cleco Group	288,019	288,019
Cleco Power LLC		4056982	Cleco Corporate Holdings LLC	288,019	288,019
Cleveland Electric Illuminating Company		4056983	FirstEnergy Corp.	747,748	747,748
CMS Energy Corporation		4004172	CMS	1,804,631	1,804,631
Colonial Gas Company		4057114	National Grid NE Holdings 2 LLC		NA
Colorado Natural Gas, Inc.		4074561	Summit Utilities, Inc.		NA
Columbia Gas of Kentucky, Incorporated		4059355	NISource Inc.		NA
Columbia Gas of Maryland, Incorporated		4088325	NISource Inc.		NA
Columbia Gas of Ohio, Incorporated		4088326	NISource Inc.		NA
Columbia Gas of Pennsylvania, Inc.		4059358	NISource Inc.		NA
Columbia Gas of Virginia, Incorporated		4059359	NISource Inc.		NA
Commonwealth Edison Company		4000672	Exelon Energy Delivery Company, LLC	3,953,907	3,953,907
Connecticut Light and Power Company		4056992	Eversource Energy	1,238,367	1,238,367
Connecticut Natural Gas Corporation		4059402	CTG Resources, Inc.		NA
Consolidated Edison Company of New York, Inc.		4057080	Consolidated Edison, Inc.	3,420,121	3,420,121
Consolidated Edison, Inc.		4057041	ED	3,722,773	3,722,773
Consolidated Water Power Company		4059417		113	113
Consumers Energy Company		4057081	NewPage Wisconsin System Inc.		NA
Corning Natural Gas Corporation		4059459	CMS Energy Corporation	1,804,631	1,804,631
Out Bank Gas Co		4083106	Corning Natural Gas Holding Corporation		NA
Dayton Power and Light Company		4017451	PHC Utilities, Inc.		NA
Delmarva Power & Light Company		4057082	DPL Inc.	271,328	271,328
Delta Natural Gas Company, Inc.		4057118	DGAS	516,709	516,709
Dominion Resources, Inc.		4001616	D		NA
DTE Electric Company		4057083	DTE Energy Company	2,550,018	2,550,018
DTE Energy Company		4057044	DTE	2,169,416	2,169,416
DTE Gas Company		4057126	DTE Enterprises, Inc.		NA
Duke Energy Carolinas, LLC		4004320	Duke Energy Corporation	2,519,341	2,519,341
Duke Energy Corporation		4121470	DUK	7,448,729	7,448,729
Duke Energy Florida, LLC		4056998	Progress Energy, Inc.	1,743,149	1,743,149
Duke Energy Indiana, LLC		4062444	Cinergy Corp.	812,993	812,993
Duke Energy Kentucky, Inc.		4057103	Duke Energy Ohio, Inc.	140,015	140,015
Duke Energy Ohio, Inc.		4057079	Cinergy Corp.	706,794	706,794
Duke Energy Progress, LLC		4004192	Progress Energy, Inc.	1,526,437	1,526,437
Duquesne Light Company		4004307	Duquesne Light Holdings, Inc.	587,954	587,954
Duquesne Light Holdings, Inc.		4004306	DQE Holdings LLC	587,954	587,954
East Ohio Gas Company		4059746	Dominion Energy Gas Holdings, LLC		NA
Eastern Natural Gas Company		4076564	Utility Pipeline Ltd		NA
Edison International		4056943	EIX	5,049,202	5,049,202
El Paso Electric Company		4056994	EE	408,529	408,529
Empire Maine		3001167	BHE Holdings, Inc.	162,804	162,804
Empire District Electric Company		3005475	Liberty Utilities Co.	170,533	170,533
Empire District Gas Company		4135707	Empire District Electric Company		NA
Energy Future Holdings Corp.		4057064	Texas Energy Future Holdings LP	3,409,463	3,409,463
Energy West, Incorporated		4238977	Gas Natural Inc.		NA
ENSTAR Natural Gas Company		4088820	SEMCO Energy, Inc.		NA
Entergy Arkansas, Inc.		4056995	Entergy Corporation	706,880	706,880
Entergy Corporation		4007889	ETR	2,861,781	2,861,781
Entergy Gulf States Louisiana, L.L.C.		4057084	Entergy Corporation		NA
Entergy Louisiana, LLC		4112564	Entergy Louisiana Holdings, Inc.	1,070,254	1,070,254
Entergy Mississippi, Inc.		4008616	Entergy Corporation	446,654	446,654
Entergy New Orleans, Inc.		4057085	Entergy Corporation	198,417	198,417
Entergy Texas, Inc.		4199135	Entergy Corporation	439,571	439,571
Equitable Gas Company, LLC		4059906	Peoples Natural Gas Company LLC		NA
Eversource Energy		4057052	ES	3,153,727	3,153,727
Exelon Corporation		4057056	EXC	8,749,265	8,749,265
FirstEnergy Corp.		4056944	FE	6,041,228	6,041,228
Fitchburg Gas and Electric Light Company		4060026	Unitil Corporation	29,385	29,385
Florida Power & Light Company		4056997	NextEra Energy, Inc.	4,840,280	4,840,280
Florida Public Utilities Company		4057086	Chesapeake Utilities Corporation		NA
Frontier Natural Gas LLC		4084175	Frontier Utilities of North Carolina, Inc.		NA

**Docket No. EL18-\_\_\_\_\_**  
**Volume 4A**  
**Section 6**

Company Name	SNL Institution Key 201129	Key 201136	Ticker 201130	Parent Company Name	Total Sales of Electricity Customers (actual) 201137	Total Natural Gas Customer (actual) 201831
Gas Company, LLC		4083960			201831	2016Y
Georgia Power Company		4004152		Southern Company	2,468,873	2,468,873
Golden State Water Company		4063057		American States Water Company	23,866	23,866
Great Plains Energy Incorporated		4057005	GXP		852,181	852,181
Green Mountain Power Corp		4056999		Northern New England Energy Corp.	262,008	262,008
Gulf Power Company		4057000		Southern Company	453,137	453,137
Hawaii Electric Light Company, Inc.		4060446		Hawaiian Electric Company, Inc.	84,609	84,609
Hawaiian Electric Company, Inc.		4057001		Hawaiian Electric Industries, Inc.	303,732	303,732
Hawaiian Electric Industries, Inc.		1031123	HE		459,065	459,065
Hope Gas, Inc.		4060572		Dominion Energy, Inc.	NA	NA
IDACORP, Inc.		4056949	IDA		529,901	529,901
Idaho Power Co.		4057002		IDACORP, Inc.	529,901	529,901
Illinois Gas Company		4083318			NA	NA
Indiana Gas Company, Inc.		4057125		Vectren Utility Holdings, Inc.	NA	NA
Indiana Michigan Power Company		4057003		American Electric Power Company, Inc.	589,087	589,087
Indianapolis Power & Light Company		4024697		IPALCO Enterprises, Inc.	486,827	486,827
Integrus Holding, Inc.		4057067		WEC Energy Group, Inc.	NA	NA
Intermountain Gas Company		4060684		MDU Energy Capital, LLC	NA	NA
Interstate Power and Light Company		4057087		Alliant Energy Corporation	488,265	488,265
ITC Interconnection LLC		4674873		ITC Grid Development	NA	NA
Jersey Central Power & Light Company		4057004		FirstEnergy Corp.	1,113,459	1,113,459
Kansas City Power & Light Company		4072456		Great Plains Energy Incorporated	531,639	531,639
Kansas Gas and Electric Company		4057089		Westar Energy, Inc.	325,943	325,943
Kansas Gas Service Company		4087741		ONE Gas, Inc.	NA	NA
KCP&L Greater Missouri Operations Company		4000843		Great Plains Energy Incorporated	320,542	320,542
Kentucky Power Company		4057006		American Electric Power Company, Inc.	168,879	168,879
Kentucky Utilities Company		4042397		LG&E and KU Energy LLC	547,093	547,093
KeySpan Gas East Corporation		4060870		KeySpan Corp.	NA	NA
Kingsport Power Company		4060895		American Electric Power Company, Inc.	47,489	47,489
Laclede Gas Company		4060957		Spire Inc.	NA	NA
Liberty Utilities (EnergyNorth Natural Gas) Corp.		4059875		Liberty Energy Utilities Co.	NA	NA
Liberty Utilities (Granite State Electric) Corp.		4060294		Liberty Energy Utilities Co.	43,692	43,692
Liberty Utilities (Midstates Natural Gas) Corp		4332176		Liberty Energy Utilities Co.	NA	NA
Liberty Utilities (New England Natural Gas Company) Corp.		4076604		Liberty Utilities Co.	NA	NA
Liberty Utilities (Peach State Natural Gas) Corp		4383731		Liberty Energy Utilities Co.	NA	NA
Lockhart Power Company		4061118		Pacolet Milliken Enterprises Inc	6,218	6,218
Louisville Gas and Electric Company		4057090		LG&E and KU Energy LLC	404,756	404,756
Madison Gas and Electric Company		4008754		MGE Energy, Inc.	150,493	150,493
Maine Natural Gas		4065904		Avangrid Networks, Inc.	NA	NA
Massachusetts Electric Company		4057008		National Grid USA	757,269	757,269
Maui Electric Company, Limited		4061329		Hawaiian Electric Company, Inc.	70,724	70,724
MDU Resources Group, Inc.		4010692	MDU		142,948	142,948
Metropolitan Edison Company		4057009		FirstEnergy Corp.	562,850	562,850
MGE Energy, Inc.		4072883	MGEE		150,493	150,493
Michigan Gas Utilities Corporation		4122218		Integrus Holding, Inc.	NA	NA
MidAmerican Energy Company		4057091		MHC Inc.	760,586	760,586
Midwest Natural Gas Corporation		4061474			NA	NA
Midwest Natural Gas, Inc.		4076879			NA	NA
Minnesota Energy Resources Corporation		4140737		Integrus Holding, Inc.	NA	NA
Mississippi Power Company		4057010		Southern Company	187,621	187,621
Missouri Gas Energy		4114790		Spire Missouri Inc.	NA	NA
Mobile Gas Service Corporation		4076603		EnergySouth, Inc.	NA	NA
Monongahela Power Company		4057011		FirstEnergy Corp.	389,762	389,762
Mountaineer Gas Company		4061634		Mountaineer Gas Holdings Ltd Partnership	NA	NA
Mt. Carmel Public Utility Company		4061646	MCPB		5,378	5,378
Nantucket Electric Co.		4061671		National Grid USA	12,119	12,119
Narragansett Electric Company		4057012		National Grid USA	430,877	430,877
National Fuel Gas Distribution Corporation		4061687		National Fuel Gas Company	NA	NA
National Grid USA		4008408		National Grid plc	2,523,815	2,523,815
Nevada Power Company		4061726		NV Energy, Inc.	903,198	903,198
New Hampshire Gas Corporation		4097190		Liberty Utilities Co.	NA	NA
New Jersey Natural Gas Company		4061755		New Jersey Resources Corporation	NA	NA
New Mexico Gas Company, Inc.		4194228		New Mexico Gas Intermediate, Inc.	NA	NA
New York State Electric & Gas Corporation		4004389		Avangrid Networks, Inc.	890,260	890,260
NextEra Energy, Inc.		3010401	NEE		4,840,280	4,840,280
Niagara Mohawk Power Corporation		4057014		Niagara Mohawk Holdings, Inc.	1,323,550	1,323,550
NiSource Inc.		4057051	NI		464,148	464,148
North Central Power Co., Inc.		4061866			5,395	5,395
North Shore Gas Company		4057130		Peoples Energy, LLC	NA	NA
Northeast Ohio Natural Gas Corp.		4083523		Great Plains Natural Gas Company	NA	NA
Northern Illinois Gas Company		4057131		Southern Company Gas	NA	NA
Northern Indiana Public Service Company		4012860		NiSource Inc.	464,148	464,148
Northern New England Energy Corp.		4137492		Gaz Metro Limited Partnership	262,015	262,015
Northern States Power Company - MN		4057754		Xcel Energy Inc.	1,454,285	1,454,285
Northern States Power Company - WI		4061925		Xcel Energy Inc.	256,540	256,540
Northern Utilities, Inc.		4061927		Unitil Corporation	NA	NA
Northwest Natural Gas Company		4057132	NWN		NA	NA
NorthWestern Corporation		4057053	NWE		425,741	425,741
Northwestern Wisconsin Electric Company		4061951			13,685	13,685
NSTAR Electric Company		4008369		Eversource Energy	1,197,388	1,197,388
NSTAR Gas Company		4057115		Yankee Energy System, Inc.	NA	NA
OGE Energy Corp.		4057055	OGE		830,057	830,057
Ohio Edison Company		4014480		FirstEnergy Corp.	1,041,124	1,041,124
Ohio Gas Company		4064479		Nwo Resources Inc	NA	NA
Ohio Power Company		4057015		American Electric Power Company, Inc.	1,467,728	1,467,728
Ohio Valley Gas Corporation		4062025		Beynon Farm Products Corp.	NA	NA
Ohio Valley Gas Inc		4083534		Ohio Valley Gas Corporation	NA	NA
Oklahoma Gas and Electric Company		4057016		OGE Energy Corp.	830,057	830,057
Oklahoma Natural Gas Company		4064481		ONE Gas, Inc.	NA	NA
Oncor Electric Delivery Company LLC		4080589		Energy Future Intermediate Holding Company LLC	3,409,463	3,409,463
Orange and Rockland Utilities, Inc.		4057093		Consolidated Edison, Inc.	229,536	229,536
Orwell Natural Gas Co.		4083542		Lightning Pipeline Company, Inc.	NA	NA
Otter Tail Corporation		4057017	OTTR		131,354	131,354
Otter Tail Power Company		4147257		Otter Tail Corporation	131,354	131,354
Pacific Gas and Electric Company		4004218		PG&E Corporation	5,428,390	5,428,390
PacificCorp		4001587		PPW Holdings, LLC	1,840,754	1,840,754
PECO Energy Company		4062222		Exelon Energy Delivery Company, LLC	1,613,041	1,613,041
Pennsylvania Electric Company		4057019		FirstEnergy Corp.	587,251	587,251
Pennsylvania Power Company		4018463		Ohio Edison Company	164,285	164,285
Peoples Gas Light and Coke Company		4057135		Peoples Energy, LLC	NA	NA
Peoples Gas System		4063341		Tampa Electric Company	NA	NA
Peoples Gas WV, LLC		4544936		Peoples Natural Gas Company LLC	NA	NA
Peoples Natural Gas Company LLC		4062260		SteelRiver Infrastructure Fund North America LP	NA	NA
Peoples TWP LLC		4080146		SteelRiver Infrastructure Fund North America LP	NA	NA
Pepco Holdings LLC		4078763		Exelon Corporation	NA	NA
PG&E Corporation		4057057	PCG		5,428,390	5,428,390
Philadelphia Gas Works Co.		4083575		Philadelphia City of	NA	NA
Piedmont Natural Gas Company, Inc.		4057136		Duke Energy Corporation	NA	NA
Pike County Light and Power Company		4062303		Corning Natural Gas Holding Corporation	NA	NA
Pike Natural Gas Co		4083581			NA	NA
Pinnacle West Capital Corporation		4056951	PNW		1,193,557	1,193,557
Pioneer Power and Light Company		4062320			2,364	2,364
Pivotal Utility Holdings, Inc.		4065573		NUI Corporation	NA	NA
PNM Resources, Inc.		4006880	PNM		763,930	763,930
Portland General Electric Company		4057019	POR		859,435	859,435

Docket No. EL18-  
Volume 4A  
Section 6

Company Name	SNL Institution Key	Ticker	Parent Company Name	Total Sales of Electricity Customers (actual)	Total Natural Gas Customer (actual)
	201129	201136	201130	201137	201831
Potomac Edison Company		4057020	FirstEnergy Corp.	201831	201831
Potomac Electric Power Company		4044391	Pepco Holdings LLC	2016Y	2016Y
PPL Corporation		4057058	PPL Corporation	402,331	402,331
PPL Electric Utilities Corporation		4057021	Kentucky Frontier Gas, LLC	848,171	848,171
Public Gas Company, Inc.		4325395	Xcel Energy Inc.	2,378,565	2,378,565
Public Service Company of Colorado		4057094	Eversource Energy	1,426,716	1,426,716
Public Service Company of New Hampshire		4057022	PNM Resources, Inc.	1,442,014	1,442,014
Public Service Company of New Mexico		4073320	SCANA Corporation	508,017	508,017
Public Service Company of North Carolina, Incorporated		4057139	American Electric Power Company, Inc.	518,639	518,639
Public Service Company of Oklahoma		4057023	Public Service Enterprise Group Incorporated	NA	NA
Public Service Electric and Gas Company		4057095		547,143	547,143
Public Service Enterprise Group Incorporated		4050911		2,227,065	2,227,065
Puget Energy, Inc.		4026154	Puget Holdings LLC	2,227,065	2,227,065
Puget Sound Energy, Inc.		4062485	Puget Energy, Inc.	1,119,719	1,119,719
Questar Gas Company		4057140	Dominion Energy Questar Corporation	NA	NA
Roanoke Gas Company		4084918	RGC Resources, Inc.	NA	NA
Rochester Gas and Electric Corporation		4057096	Avangrid Networks, Inc.	375,914	375,914
Rockland Electric Company		4062660	Orange and Rockland Utilities, Inc.	73,116	73,116
San Diego Gas & Electric Co.		4057097	Enova Corporation	1,425,132	1,425,132
SCANA Corporation		4057061	SEMCO Holding Corporation	705,030	705,030
SEMCO Energy, Inc.		4057143		NA	NA
Sempra Energy		4057062	SU Investment Partners, LP	1,425,132	1,425,132
Sharyland Utilities, L.P.		4082747	NV Energy, Inc.	52,516	52,516
Sierra Pacific Power Company		4057098	Black Hills Gas, LLC	338,165	338,165
SourceGas Arkansas Inc.		4058516	SCANA Corporation	NA	NA
South Carolina Electric & Gas Co.		4057099	South Jersey Industries, Inc.	705,029	705,029
South Jersey Gas Company		4063023	Edison International	NA	NA
Southern California Edison Company		4009083	Pacific Enterprises	5,049,202	5,049,202
Southern California Gas Company		4057146	Connecticut Energy Corporation	4,578,375	4,578,375
Southern Company		4004298	Vectren Utility Holdings, Inc.	NA	NA
Southern Connecticut Gas Company		4063060	Southwest Gas Holdings, Inc.	148,429	148,429
Southern Indiana Gas and Electric Company, Inc.		4057100	American Electric Power Company, Inc.	532,075	532,075
Southwest Gas Corporation		4041957	Xcel Energy Inc.	389,491	389,491
Southwestern Electric Power Company		4057026		NA	NA
Southwestern Public Service Company		4057027		NA	NA
St. Joe Natural Gas Co, Inc.		4063179	Enbridge Gas Distribution Inc.	NA	NA
St. Lawrence Gas Company, Inc.		4063183	Summit Utilities, Inc.	NA	NA
Summit Natural Gas of Missouri, Inc.		4120855	ALLETE, Inc.	14,713	14,713
Superior Water, Light and Power Company		4063281	INOH Gas Inc.	NA	NA
Sycamore Gas Company		4092572	TECO Energy, Inc.	730,503	730,503
Tampa Electric Company		3010781	Emera Incorporated	730,503	730,503
TECO Energy, Inc.		3010780	ONE Gas, Inc.	NA	NA
Texas Gas Service Company		4094065	PNM Resources, Inc.	245,291	245,291
Texas-New Mexico Power Company		4057028	FirstEnergy Corp.	309,061	309,061
Toledo Edison Company		4057029	UNS Energy Corporation	419,883	419,883
Tucson Electric Power Company		4057030	UGI Utilities, Inc.	NA	NA
UGI Central Penn Gas, Inc.		4088883		61,923	61,923
UGI Corporation		4057537	UGI Utilities, Inc.	NA	NA
UGI Penn Natural Gas, Inc.		4062279	UGI Corporation	61,923	61,923
UGI Utilities, Inc.		4057538	Avangrid, Inc.	332,381	332,381
UIL Holdings Corporation		4057523	Ameren Corporation	1,208,945	1,208,945
Union Electric Company		4057102	UIL Holdings Corporation	332,381	332,381
United Illuminating Company		3004222	Unitil Corporation	107,787	107,787
Unitil Corporation		4056953	UnitSource Energy Services, Inc.	78,402	78,402
Unitil Energy Systems, Inc.		4059391	FortisUS Inc.	95,084	95,084
UNS Electric, Inc.		4092733	UnitSource Energy Services, Inc.	NA	NA
UNS Energy Corporation		4056952	Balfour Beatty Infrastructure Partners, L.P.	52,723	52,723
UNS Gas, Inc.		4092734	C&T Enterprises, Inc.	148,429	148,429
Upper Peninsula Power Company		4081463	Vectren Utility Holdings, Inc.	NA	NA
Valley Energy Inc.		4063694	Northern New England Energy Corp.	NA	NA
Vectren Corporation		4057065	Dominion Energy, Inc.	2,550,018	2,550,018
Vectren Energy Delivery of Ohio, Inc.		4092964	Southern Company Gas	NA	NA
Vermont Gas Systems, Inc.		4063729	WGL Holdings, Inc.	NA	NA
Virginia Electric and Power Company		4057032		1,592,964	1,592,964
Virginia Natural Gas, Inc.		4063762	FirstEnergy Corp.	723,357	723,357
Washington Gas Light Company		4058284	Energy West, Incorporated	NA	NA
WEC Energy Group, Inc.		4009725	Westar Energy, Inc.	377,583	377,583
West Penn Power Company		4057033		703,526	703,526
West Yellowstone Gas		4083844	Eversource Energy	209,955	209,955
Westar Energy (KPL)		4082573	American Electric Power Company, Inc.	41,269	41,269
Westar Energy, Inc.		4057066	EnergySouth, Inc.	NA	NA
Western Massachusetts Electric Company		4057035	WEC Energy Group, Inc.	1,142,996	1,142,996
Wheeling Power Company		4063994	WEC Energy Group, Inc.	NA	NA
Willmut Gas & Oil Company		4064035	Alliant Energy Corporation	466,130	466,130
Wisconsin Electric Power Company		4057105	Integrys Holding, Inc.	449,968	449,968
Wisconsin Gas LLC		4008752		NA	NA
Wisconsin Power and Light Company		4008669		3,542,330	3,542,330
Wisconsin Public Service Corporation		4057106		NA	NA
Wyoming Gas Company		4076892		NA	NA
Xcel Energy Inc.		4025308	XEL	NA	NA
Yankee Gas Services Company		4064141	Yankee Energy System, Inc.	NA	NA

Source: SNL Financial



Source: SNL Financial

Company Name	SNL Institution Key	Ticker 201130	Total Retail Electric Volume,	Residential Electric Volume,	Total Sales of Electricity	Residential Electric Revenue,			
			Total (MWh)	Total (MWh)	Revenue (\$000)	Total (\$000)			
			201843	201836	202678	202670			
			2016Y	2016Y	2016Y	2016Y			
ALLETE, Inc.	4022309	ALE	9,002,262	1,101,537	858,285	98,839			
Alliant Energy Corporation	4057038	LNT	25,433,990	7,151,720	2,875,953	1,001,132			
Black Hills Corporation	4010420	BKH	5,140,520	1,395,097	642,887	208,726			
El Paso Electric Company	4056994	EE	7,812,491	2,805,789	854,345	351,262			
Hawaiian Electric Industries, Inc.	1031123	HE	8,845,335	2,332,735	2,082,513	638,776			
IDACORP, Inc.	4056949	IDA	14,195,750	5,004,352	1,181,904	514,954			
NorthWestern Corporation	4057053	NWE	7,442,278	2,920,128	861,038	333,988			
OGE Energy Corp.	4057055	OGE	26,802,747	9,290,146	2,132,168	951,945			
PNM Resources, Inc.	4006880	PNM	17,703,224	6,123,465	1,244,101	519,951			
Otter Tail Corporation	4057017	OTTR	4,750,422	1,220,946	379,528	115,782			
			C&I Sales Volume		C&I Revenue				
			2016Y	2016Y					
			ALE	7,900,725	759,446				
			LNT	18,282,270	1,874,821				
			BKH	3,745,423	434,161				
			EE	5,006,702	503,083				
			HE	6,512,600	1,443,737				
			IDA	9,191,398	666,950				
			NWE	4,522,150	527,050				
			OGE	17,512,601	1,180,223				
			PNM	11,579,759	724,150				
			OTTR	3,529,476	263,746				
			% C&I Sales Volume	% Residential Sales Volume	% C&I Revenue	% Residential Revenue			
			ALE	87.76%	12.24%	ALE	88.48%	11.52%	100.00%
			LNT	71.88%	28.12%	LNT	65.19%	34.81%	100.00%
			BKH	72.86%	27.14%	BKH	67.53%	32.47%	100.00%
			EE	64.09%	35.91%	EE	58.89%	41.11%	100.00%
			HE	73.63%	26.37%	HE	69.33%	30.67%	100.00%
			IDA	64.75%	35.25%	IDA	56.43%	43.57%	100.00%
			NWE	60.76%	39.24%	NWE	61.21%	38.79%	100.00%
			OGE	65.34%	34.66%	OGE	55.35%	44.65%	100.00%
			PNM	65.41%	34.59%	PNM	58.21%	41.79%	100.00%
			OTTR	74.30%	25.70%	OTTR	69.49%	30.51%	100.00%

Source: SNL Financial

Company Name	Ticker	SNL Institutio	Total	Total
			Proprietary Capital (\$000)	Proprietary Capital (\$000)
	201129	201136	201284 2017Q3	201284 2017Q2
ALLETE (Minnesota Power)	ALE	4061513	2,043,517	2,017,816
Superior Water, Light and Power Company	ALE	4063281	45,497	45,021
Interstate Power and Light Company	LNT	4057087	2,638,289	2,550,970
Wisconsin Power and Light Company	LNT	4008669	1,828,625	1,770,143
Black Hills Colorado Electric Utility Company, LP	BKH	4215172	427,149	427,867
Black Hills Power, Inc.	BKH	4065694	877,373	390,568
Cheyenne Light, Fuel and Power Company	BKH	4059189	229,257	230,243
El Paso Electric Company	EE	4056994	1,154,057	1,104,543
Hawaiian Electric Company, Inc.	HE	4057001	NA	NA
Idaho Power Co.	IDA	4057002	2,085,829	2,024,813
NorthWestern Corporation	NWE	4057053	1,726,190	1,708,597
Oklahoma Gas and Electric Company	OGE	4057016	3,412,887	3,356,261
Public Service Company of New Mexico	PNM	4073320	1,523,246	1,459,562
Texas-New Mexico Power Company	PNM	4057028	NA	NA







Notes Payable (\$000)	Notes Payable (\$000)	Notes Payable (\$000)	Notes Payable (\$000)	Notes Payable (\$000)	Notes Payable (\$000)	CE	CE
201304 2017Q1	201304 2016Q4	201304 2016Q3	201304 2016Q2	201304 2016Q1	201304 2015Q4	2017Q3	2017Q2
0	0	0	0	0	0	2,043,517	2,017,816
0	0	0	0	0	0	45,497	45,021
9,200	0	0	0	0	0	2,438,289	2,350,970
91,200	52,300	11,800	45,800	25,500	19,900	1,828,625	1,770,143
0	0	0	0	0	0	427,149	427,867
0	0	0	0	0	0	877,373	390,568
0	0	0	0	0	0	229,257	230,243
94,000	44,000	19,000	67,000	50,000	108,000	1,154,057	1,104,543
NA	NA	NA	NA	NA	NA	#VALUE!	#VALUE!
0	21,800	0	0	0	0	2,085,829	2,024,813
228,901	300,811	222,311	256,806	161,913	229,874	1,726,190	1,708,597
0	0	0	0	0	0	3,412,887	3,356,261
16,200	61,000	42,400	126,000	118,800	0	1,511,717	1,448,033
NA	NA	NA	NA	NA	NA	#VALUE!	#VALUE!









LTD RATIO	LTD RATIO	LTD RATIO	LTD RATIO	LTD RATIO	LTD RATIO
2017Q1	2016Q4	2016Q3	2016Q2	2016Q1	2015Q4
41.29%	43.08%	43.10%	43.37%	43.40%	44.14%
38.15%	38.88%	38.35%	38.48%	38.94%	39.77%
49.67%	49.76%	51.01%	49.46%	48.48%	49.09%
47.29%	48.05%	47.46%	47.48%	47.87%	48.16%
46.92%	47.80%	48.15%	48.61%	48.94%	49.15%
46.76%	47.12%	46.87%	46.87%	46.73%	46.65%
46.71%	46.65%	46.78%	46.86%	46.64%	46.68%
50.44%	51.29%	51.84%	52.20%	52.86%	47.66%
42.29%	42.30%	42.00%	42.33%	42.49%	42.52%
46.78%	46.58%	46.85%	47.54%	49.30%	47.66%
48.24%	47.75%	49.12%	48.67%	50.08%	49.34%
46.54%	43.91%	43.77%	44.50%	44.83%	45.70%
53.34%	52.92%	53.19%	52.88%	52.51%	54.68%
#VALUE!	#VALUE!	#VALUE!	#VALUE!	#VALUE!	#VALUE!

Hawaiian Electric Company, Inc. | Balance Sheet  
(MI KEY: 4057001; SPCIO KEY: 9588508)

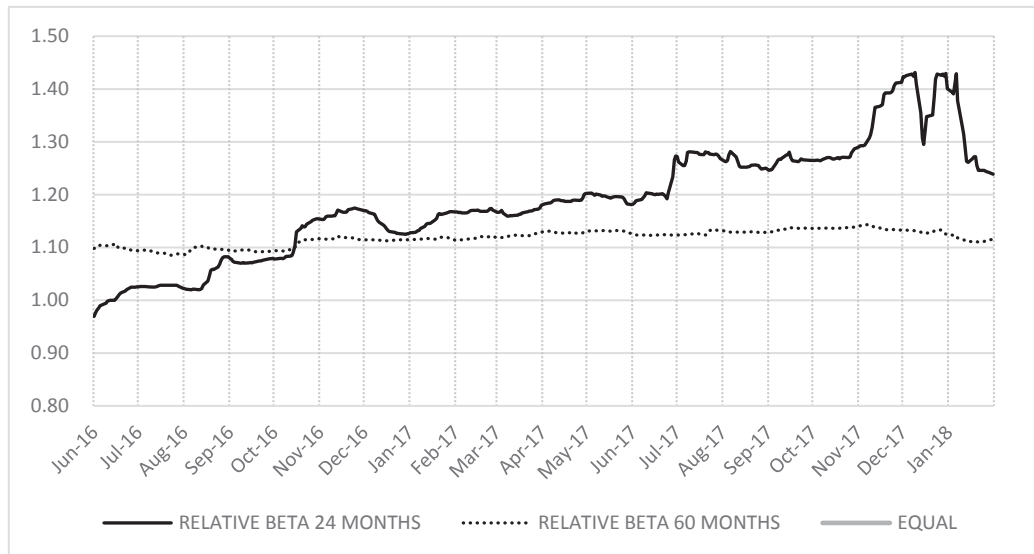
Source: S&P Global Market Intelligence  
Periods: 2015Q4, 2016Q1, 2016Q2, 2016Q3, 2016Q4, 2017Q1, 2017Q2, 2017Q3

Native Currency: USD  
Current Currency: Reported Currency

	2015 FQ4	2016 FQ1	2016 FQ2	2016 FQ3	2016 FQ4	2017 FQ1	2017 FQ2	2017 FQ3
Fiscal Period Ended	42369	42460	42551	42643	42735	42825	42916	43008
Period Restated?	No	No	No	No	No	No	No	No
Restatement Date	NA	NA	NA	NA	NA	NA	NA	NA
Accounting Principle	U.S. GAAP	U.S. GAAP	U.S. GAAP	U.S. GAAP	U.S. GAAP	U.S. GAAP	U.S. GAAP	U.S. GAAP
Current Assets (\$000)								
Cash and Cash Equivalents	24449	49042	27579	22977	74286	13207	42582	9987
Gross Trade Accounts Receivable	NA	NA	NA	NA	NA	NA	NA	NA
Trade Accounts Receivable Allowance	NA	NA	NA	NA	NA	NA	NA	NA
Net Customer and Trade Accounts Receivable	132778	103,739	116,265	134,418	123,688	117,990	126,161	133,135
Other Accounts Receivable	10408	6,773	4,546	4,629	5,233	20,388	3,684	4,097
Accounts Receivable	143186	110,512	120,811	139,047	128,921	138,378	129,845	137,232
Unbilled Revenue	84509	85,367	87,724	95,167	91,693	97,632	103,596	109,707
Current Inventories	125645	102,660	118,483	121,836	120,109	130,919	129,491	116,212
Prepaid Expense	36640	21,803	21,879	35,645	23,100	28,934	36,340	29,871
Current Investments	0	0	0	0	0	0	0	0
Short-term Energy Risk-mgmt Assets	0	0	0	0	0	0	0	0
Deferred Taxes, Current	NA	NA	NA	NA	NA	NA	NA	NA
Other Current Assets	72231	89192	90471	74681	66032	81952	74167	72773
Current Assets	486660	458576	466947	489353	504141	491022	516021	475782
Property, Plant and Equipment (\$000)								
Electric PP&E in Service, Gross	6368490	6,409,213	6,464,719	6,536,737	6,658,885	6,704,251	6,764,596	6,832,167
Gas PP&E in Service, Gross	0	0	0	0	0	0	0	0
Other PP&E in Service, Gross	8501	8,605	8,605	8,605	8,639	8,642	8,643	8,642
PP&E in Service, Gross	6376991	6,417,818	6,473,324	6,545,342	6,667,524	6,712,893	6,773,239	6,840,809
Total Accumulated Depreciation	2267235	2,286,158	2,315,973	2,344,832	2,370,514	2,400,454	2,431,330	2,461,662
Net PP&E in Service	4109756	4,131,660	4,157,351	4,200,510	4,297,010	4,312,439	4,341,909	4,379,147
Construction Work in Progress	175309	198,004	230,143	236,608	211,742	230,072	272,438	307,492
Net Nuclear Fuel	0	0	0	0	0	0	0	0
Other Net PP&E	0	0	0	0	0	0	0	0
Net PP&E	4285067	4329864	4387494	4437118	4508752	4542511	4614347	4686639
Other Assets (\$000)								
Securities - Noncurrent	0	0	0	0	0	0	0	0
Nuclear Decommissioning Trust	0	0	0	0	0	0	0	0
Other Investments	0	0	0	0	0	0	0	0
Investment in Partnerships	0	0	0	0	0	0	0	0
Noncurrent Investments	0	0	0	0	0	0	0	0
Goodwill	0	0	0	0	0	0	0	0
Intangible Assets other than Goodwill	0	0	0	0	0	0	0	0
Total Intangible Assets	0	0	0	0	0	0	0	0
Long-term Energy Risk-mgmt Assets	0	0	0	0	0	0	0	0
Deferred Taxes, Noncurrent	NA	NA	NA	NA	NA	NA	NA	NA
Regulatory Assets	824500	799,216	794,643	805,094	891,419	863,457	864,110	864,191
Total Other Assets	75983	74915	72769	69261	71116	72052	76677	80889
Total Assets	5672210	5,662,371	5,721,853	5,800,826	5,975,428	5,969,042	6,071,155	6,107,501
Tangible Assets	5672210	5662371	5721853	5800826	5975428	5969042	6071155	6107501
Current Liabilities (\$000)								
Short-term Debt	0	12,998	36,995	21,000	0	1,500	43,990	6,000
Current Portion of Long-term Debt	0	0	0	0	0	0	0	0
Short-term and Current Long-term Debt	0	12,998	36,995	21,000	0	1,500	43,990	6,000
Current Portion of Preferred Equity	0	0	0	0	0	0	0	0
Accrued Interest Payable	NA	NA	NA	NA	NA	NA	NA	NA
Income Taxes Payable	NA	NA	NA	NA	NA	NA	NA	NA
Customer Security Deposits	NA	NA	NA	NA	NA	NA	NA	NA
Other Accounts Payable and Accrued Expense	329041	251,344	268,978	300,707	313,382	287,367	324,135	332,866
Accounts Payable and Accrued Expense	329041	251,344	268,978	300,707	313,382	287,367	324,135	332,866
Short-term Energy Risk-mgmt Liabilities	0	0	0	0	0	0	0	0
Other Current Liabilities	56283	80422	56715	59740	58983	58926	56023	63010
Current Liabilities	385324	344764	362688	381447	372365	347793	424148	401876
Other Liabilities (\$000)								
Postretirement Benefits	552974	547,517	541,656	535,912	599,726	593,856	587,718	581,713
Deferred Income Tax Liability	654806	670,126	689,482	714,559	733,659	746,017	759,972	767,611
Deferred Tax Credit	84214	85,902	89,176	87,794	88,961	91,012	91,386	88,827
Deferred Tax Liability	739020	756,028	778,658	802,353	822,620	837,029	851,358	856,438
Non-current Long-term Debt	1278702	1,278,916	1,279,123	1,279,327	1,318,260	1,318,871	1,318,623	1,318,623
Long-term Energy Risk-mgmt Liabilities	0	0	0	0	0	0	0	0
Regulatory Liabilities	369339	378,377	387,635	397,492	406,931	417,249	428,747	462,817
Total Other Liabilities	584233	591172	594794	603275	620446	620182	622540	622666
Total Liabilities	3909592	3896774	3944554	3999006	4141348	4134980	4233356	4244133
Mezzanine (\$000)								
Minority Interest	0	0	0	0	0	0	0	0
Subsidiary Preferred	12000	12,000	12,000	12,000	12,000	12,000	12,000	12,000
Total Minority Interest	12000	12,000	12,000	12,000	12,000	12,000	12,000	12,000
Other Mezzanine Items	22293	22293	22293	22293	22293	22293	22293	22293
Total Mezzanine Level Items	34293	34293	34293	34293	34293	34293	34293	34293
Equity (\$000)								
Total Preferred Equity	0	0	0	0	0	0	0	0
Common Equity	1728325	1,731,304	1,743,006	1,766,727	1,799,787	1,799,769	1,803,506	1,829,075
Equity Attributable to Parent Company	1728325	1,731,304	1,743,006	1,766,727	1,799,787	1,799,769	1,803,506	1,829,075
Noncontrolling Interests	0	0	0	0	0	0	0	0
Total Equity	1728325	1,731,304	1,743,006	1,766,727	1,799,787	1,799,769	1,803,506	1,829,075
Tangible Common Equity	1728325	1,731,304	1,743,006	1,766,727	1,799,787	1,799,769	1,803,506	1,829,075
Tangible Equity	1728325	1,731,304	1,743,006	1,766,727	1,799,787	1,799,769	1,803,506	1,829,075
Capitalization (\$000)								
Equity & Mezzanine Preferred	1728325	1,731,304	1,743,006	1,766,727	1,799,787	1,799,769	1,803,506	1,829,075
Total Debt	1278702	1,281,914	1,316,118	1,300,327	1,319,260	1,320,371	1,362,835	1,324,623
Total Capitalization, at Book Value	3041320	3,057,511	3,093,417	3,101,347	3,153,340	3,154,433	3,206,634	3,187,991
Share Information								
Shares Issued	15805327	15,805,327	15,805,327	15,805,327	16,019,785	16,019,785	16,019,785	16,019,785
Treasury Shares	0	0	0	0	0	0	0	0
Common Shares Outstanding (actual)	15805327	1580532700.00%	1580532700.00%	1580532700.00%	1601978500.00%	1601978500.00%	1601978500.00%	1601978500.00%
Common Equity	2015Q4	2016Q1	2016Q2	2016Q3	2016Q4	2017Q1	2017Q2	2017Q3
57.48%	57.51%	57.67%	58.00%	57.70%	57.71%	57.71%	58.11%	58.11%
Long-Term Debt	42.52%	42.49%	42.33%	42.00%	42.30%	42.29%	42.24%	41.89%
100.00%	100.00%	100.00%	100.00%	100.00%	100.00%	100.00%	100.00%	100.00%

S&P Global Market Intelligence uses a variety of sources to retrieve financial information for each company we cover. For Energy companies, S&P Global Market Intelligence mines data from documents filed by the company, surveys, and other sources of public information.

Source: S&P Global Market Intelligence



Total Observations	1086
Observations >= 1.0	963
	0.8867403



Source: S&P Global Market Intelligence

Holding period 5  
Beta Period (mo's) 24 480  
Adjustment 0.67 0.35

Pricing Date	RETURN			RAW BETA			ADJUSTED BETA			RELATIVE BETA 24 MONTHS	420 # OBSERVATIONS >= 1	
	S&P 500	Proxy Group	OTTR	S&P 500	Proxy Group	OTTR	Proxy Group	OTTR	Proxy Group	OTTR	543 TOTAL OBSERVATIONS	
2/28/2018	2,713.83	211.98	39.80	0.0046	(0.0012)	(0.0281)	0.4328	0.6560	0.6400	0.7895	1.23	1
2/27/2018	2,744.28	213.56	40.75	0.0103	(0.0040)	(0.0145)	0.4351	0.6599	0.6415	0.7922	1.23	1
2/26/2018	2,779.60	217.46	41.50	0.0173	(0.0003)	(0.0131)	0.4371	0.6662	0.6429	0.7964	1.24	1
2/23/2018	2,747.30	218.95	42.00	0.0059	0.0160	0.0108	0.4391	0.6723	0.6442	0.8005	1.24	1
2/22/2018	2,703.96	213.19	40.90	0.0020	0.0095	0.0074	0.4383	0.6716	0.6436	0.8000	1.24	1
2/21/2018	2,701.33	212.24	40.95	0.0144	(0.0062)	(0.0168)	0.4380	0.6723	0.6435	0.8004	1.24	1
2/20/2018	2,716.26	214.43	41.35	0.0227	0.0027	0.0098	0.4396	0.6761	0.6445	0.8030	1.25	1
2/16/2018	2,732.22	217.51	42.05	0.0430	0.0227	0.0182	0.4413	0.6781	0.6457	0.8043	1.25	1
2/15/2018	2,731.20	215.51	41.55	0.0582	0.0417	0.0401	0.4401	0.6863	0.6449	0.8099	1.26	1
2/14/2018	2,698.63	211.17	40.60	0.0063	0.0090	0.0112	0.4307	0.6900	0.6386	0.8123	1.27	1
2/13/2018	2,662.94	213.57	41.65	(0.0119)	0.0211	0.0432	0.4326	0.6917	0.6398	0.8134	1.27	1
2/12/2018	2,656.00	213.84	40.95	0.0027	0.0078	0.0136	0.4420	0.7002	0.6461	0.8191	1.27	1
2/9/2018	2,619.55	212.69	41.30	(0.0516)	(0.0188)	(0.0167)	0.4431	0.6950	0.6469	0.8156	1.26	1
2/8/2018	2,581.00	206.87	39.95	(0.0854)	(0.0557)	(0.0567)	0.4475	0.7027	0.6498	0.8208	1.26	1
2/7/2018	2,681.66	209.29	40.15	(0.0503)	(0.0599)	(0.0575)	0.4260	0.7031	0.6354	0.8211	1.29	1
2/6/2018	2,695.14	209.16	39.93	(0.0451)	(0.0508)	(0.0539)	0.3964	0.6854	0.6156	0.8092	1.31	1
2/5/2018	2,648.94	212.19	40.40	(0.0717)	(0.0383)	(0.0312)	0.3682	0.6632	0.5967	0.7943	1.33	1
2/2/2018	2,762.13	216.76	42.00	(0.0385)	(0.0321)	0.0048	0.3508	0.6804	0.5851	0.8059	1.38	1
2/1/2018	2,821.98	219.08	42.35	(0.0061)	(0.0242)	(0.0059)	0.3340	0.7011	0.5738	0.8198	1.43	1
1/31/2018	2,823.81	222.62	42.60	(0.0048)	0.0034	0.0119	0.3420	0.6939	0.5791	0.8149	1.41	1
1/30/2018	2,822.43	220.34	42.20	(0.0059)	(0.0092)	(0.0106)	0.3505	0.6917	0.5848	0.8135	1.39	1
1/29/2018	2,853.53	220.65	41.70	0.0073	0.0036	(0.0036)	0.3412	0.6819	0.5786	0.8068	1.39	1
1/26/2018	2,872.87	223.95	41.80	0.0223	0.0223	(0.0059)	0.3277	0.6682	0.5696	0.7977	1.40	1
1/25/2018	2,839.25	224.51	42.60	0.0147	0.0248	0.0253	0.3100	0.6673	0.5577	0.7971	1.43	1
1/24/2018	2,837.54	221.88	42.10	0.0125	0.0062	(0.0059)	0.3093	0.6619	0.5572	0.7935	1.42	1
1/23/2018	2,839.13	222.39	42.65	0.0226	0.0190	0.0119	0.3060	0.6610	0.5550	0.7929	1.43	1
1/22/2018	2,832.97	219.86	41.85	0.0168	0.0053	0.0121	0.3066	0.6597	0.5554	0.7920	1.43	1
1/19/2018	2,810.30	219.07	42.05	0.0154	(0.0063)	0.0133	0.3051	0.6594	0.5544	0.7918	1.43	1
1/18/2018	2,798.03	219.08	41.55	0.0181	(0.0112)	0.0184	0.3101	0.6587	0.5578	0.7913	1.42	1
1/17/2018	2,802.56	220.52	42.35	0.0186	(0.0246)	0.0304	0.3215	0.6466	0.5654	0.7832	1.39	1
1/16/2018	2,776.42	218.24	42.15	0.0104	(0.0540)	(0.0059)	0.3332	0.6333	0.5733	0.7743	1.35	1
1/12/2018	2,786.24	218.69	41.35	0.0157	(0.0434)	(0.0339)	0.3367	0.6353	0.5756	0.7757	1.35	1
1/11/2018	2,767.56	220.46	41.50	0.0160	(0.0382)	(0.0281)	0.3303	0.6060	0.5713	0.7560	1.32	1
1/10/2018	2,748.23	221.56	40.80	0.0130	(0.0399)	(0.0523)	0.3350	0.5878	0.5745	0.7438	1.29	1
1/9/2018	2,751.29	226.09	41.10	0.0206	(0.0273)	(0.0616)	0.3426	0.6083	0.5796	0.7575	1.31	1
1/8/2018	2,747.71	230.70	42.40	0.0277	(0.0202)	(0.0461)	0.3527	0.6635	0.5863	0.7945	1.36	1
1/5/2018	2,743.15	228.61	42.80	0.0207	(0.0303)	(0.0489)	0.3617	0.7236	0.5924	0.8348	1.41	1
1/4/2018	2,723.99	229.22	42.70	0.0154	(0.0201)	(0.0415)	0.3623	0.7439	0.5927	0.8484	1.43	1
1/3/2018	2,713.06	230.78	43.05	0.0121	(0.0089)	(0.0227)	0.3481	0.7172	0.5832	0.8305	1.42	1
1/2/2018	2,695.81	232.44	43.80	0.0046	(0.0099)	(0.0135)	0.3347	0.7016	0.5742	0.8201	1.43	1
12/29/2017	2,673.61	235.46	44.45	(0.0041)	0.0086	0.0091	0.3404	0.7075	0.5780	0.8240	1.43	1
12/28/2017	2,687.54	235.76	45.00	0.0031	0.0011	0.0158	0.3540	0.7246	0.5872	0.8355	1.42	1
12/27/2017	2,682.62	233.91	44.55	0.0004	(0.0161)	0.0045	0.3506	0.7202	0.5849	0.8325	1.42	1
12/26/2017	2,680.50	232.86	44.05	(0.0036)	(0.0377)	(0.0287)	0.3741	0.7442	0.6007	0.8486	1.41	1
12/22/2017	2,683.34	234.76	44.40	0.0028	(0.0424)	(0.0306)	0.3774	0.7476	0.6029	0.8509	1.41	1
12/21/2017	2,684.57	233.46	44.05	0.0123	(0.0373)	(0.0189)	0.3818	0.7494	0.6058	0.8521	1.41	1
12/20/2017	2,679.25	235.50	44.30	0.0062	(0.0371)	(0.0317)	0.3880	0.7489	0.6099	0.8518	1.40	1
12/19/2017	2,681.47	237.74	44.35	0.0065	(0.0265)	(0.0242)	0.3880	0.7465	0.6099	0.8501	1.39	1
12/18/2017	2,690.16	242.00	45.35	0.0113	(0.0270)	(0.0226)	0.3899	0.7480	0.6112	0.8511	1.39	1
12/15/2017	2,675.81	245.16	45.80	0.0092	(0.0138)	(0.0203)	0.3941	0.7539	0.6140	0.8551	1.39	1
12/14/2017	2,652.01	242.50	44.90	0.0057	(0.0213)	(0.0487)	0.3983	0.7572	0.6169	0.8573	1.39	1
12/13/2017	2,662.85	244.57	45.75	0.0128	(0.0092)	(0.0317)	0.3984	0.7395	0.6169	0.8454	1.37	1
12/12/2017	2,664.11	244.20	45.45	0.0131	(0.0074)	(0.0278)	0.3987	0.7381	0.6171	0.8445	1.37	1
12/11/2017	2,659.99	248.71	46.40	0.0078	(0.0039)	(0.0262)	0.4013	0.7406	0.6189	0.8462	1.37	1
12/8/2017	2,651.50	248.58	46.75	0.0035	(0.0066)	(0.0240)	0.4006	0.7378	0.6184	0.8443	1.37	1
12/7/2017	2,636.98	247.77	47.20	(0.0040)	(0.0169)	(0.0228)	0.4037	0.7222	0.6205	0.8339	1.34	1
12/6/2017	2,629.27	246.84	47.25	0.0012	(0.0132)	(0.0238)	0.4025	0.7051	0.6197	0.8224	1.33	1
12/5/2017	2,629.57	246.03	46.75	0.0010	(0.0147)	(0.0209)	0.3937	0.6806	0.6138	0.8060	1.31	1
12/4/2017	2,639.44	249.68	47.65	0.0146	0.0084	0.0149	0.3857	0.6644	0.6084	0.7952	1.31	1
12/1/2017	2,642.22	250.24	47.90	0.0153	0.0171	0.0268	0.3906	0.6588	0.6117	0.7914	1.29	1
11/30/2017	2,647.58	252.03	48.30	0.0194	0.0261	0.0398	0.3911	0.6584	0.6121	0.7911	1.29	1
11/29/2017	2,626.07	250.14	48.40	0.0104	0.0138	0.0309	0.3900	0.6567	0.6113	0.7900	1.29	1
11/28/2017	2,627.04	249.69	47.75	0.0174	0.0128	0.0414	0.3903	0.6574	0.6115	0.7905	1.29	1
11/27/2017	2,601.42	247.59	46.95	0.0088	0.0020	0.0218	0.3903	0.6550	0.6115	0.7888	1.29	1
11/24/2017	2,602.42	246.04	46.65	0.0065	(0.0088)	0.0174	0.3922	0.6541	0.6128	0.7882	1.29	1
11/22/2017	2,597.08	245.62	46.45	0.0127	(0.0071)	0.0186	0.3984	0.6550	0.6169	0.7888	1.28	1
11/21/2017	2,599.03	246.74	46.95	0.0078	(0.0114)	0.0021	0.4038	0.6551	0.6206	0.7889	1.27	1
11/20/2017	2,582.14	246.54	45.85	(0.0010)	0.0070	(0.0011)	0.4051	0.6556	0.6214	0.7892	1.27	1
11/17/2017	2,578.85	247.10	45.95	(0.0013)	0.0192	0.0077	0.4035	0.6542	0.6203	0.7883	1.27	1
11/16/2017	2,585.64	248.22	45.85	0.0004	0.0159	0.0011	0.4024	0.6530	0.6196	0.7875	1.27	1
11/15/2017	2,564.62	247.38	45.60	(0.0115)	0.0110	(0.0065)	0.4017	0.6516	0.6191	0.7866	1.27	1
11/14/2017	2,578.87	249.58	46.85	(0.0045)	0.0192	0.0207	0.4012	0.6485	0.6188	0.7845	1.27	1
11/13/2017	2,584.84	244.83	45.90	(0.0024)	0.0094	-	0.3987	0.6475	0.6171	0.7838	1.27	1
11/10/2017	2,582.30	242.45	45.60	(0.0021)	(0.0041)	(0.0108)	0.4000	0.6463	0.6180	0.7830	1.27	1
11/9/2017	2,584.62	244.35	45.80	0.0018	0.0014	(0.0193)	0.4009	0.6482	0.6186	0.7843	1.27	1
11/8/2017	2,594.38	244.69	45.90	0.0058	0.0048	0.0044	0.4047	0.6544	0.6212	0.7885	1.27	1
11/7/2017	2,590.64	244.89	45.90	0.0060	(0.0040)	(0.0011)	0.4069	0.6578	0.6226	0.7907	1.27	1
11/6/2017	2,591.13	242.54	45.90	0.0071	(0.0111)	0.0033	0.4073	0.6582	0.6229	0.7910	1.27	1
11/3/2017	2,587.84	243.45	46.10	0.0026	(0.0163)	(0.0171)	0.4077	0.6569	0.6231	0.7902	1.27	1
11/2/2017	2,579.85	244.01	46.70	0.0076	(0.0031)	0.0108	0.4104	0.6579	0.6250	0.7908	1.26	1
11/1/2017	2,579.36	243.52	45.70	0.0087	(0.0027)	(0.0065)	0.4115	0.6583	0.6257	0.7911	1.26	1
10/31/2017	2,575.26	245.87	45.95	0.0024	0.0019	(0.0033)	0.4123	0.6598	0.6263	0.7920	1.26	1
10/30/2017	2,572.83	245.26	45.75	0.0031	(0.004							

Docket No. EL18-  
Volume 4A  
Section 6

10/19/2017	2,562.10	245.90	45.95	0.0044	0.0079	0.0110	0.4142	0.6650	0.6275	0.7955	1.27	1
10/18/2017	2,561.26	244.76	45.80	0.0024	0.0101	0.0122	0.4152	0.6632	0.6282	0.7943	1.26	1
10/17/2017	2,559.36	244.43	45.25	0.0034	0.0142	0.0011	0.4150	0.6608	0.6281	0.7927	1.26	1
10/16/2017	2,557.64	243.04	45.10	0.0051	0.0185	0.0158	0.4145	0.6606	0.6277	0.7926	1.26	1
10/13/2017	2,553.17	243.43	45.30	0.0015	0.0206	0.0112	0.4160	0.6638	0.6287	0.7948	1.26	1
10/12/2017	2,550.93	243.97	45.45	(0.0004)	0.0159	0.0134	0.4119	0.6638	0.6260	0.7947	1.27	1
10/11/2017	2,555.24	242.33	45.25	0.0069	0.0085	0.0112	0.4043	0.6640	0.6209	0.7949	1.28	1
10/10/2017	2,550.64	240.99	45.20	0.0063	0.0114	0.0192	0.4096	0.6667	0.6244	0.7967	1.28	1
10/9/2017	2,544.73	238.62	44.40	0.0062	(0.0011)	(0.0011)	0.4115	0.6681	0.6257	0.7976	1.27	1
10/8/2017	2,549.33	238.52	44.80	0.0119	0.0036	0.0334	0.4150	0.6672	0.6281	0.7970	1.27	1
10/5/2017	2,552.07	240.15	44.85	0.0167	0.0037	0.0124	0.4201	0.6714	0.6315	0.7998	1.27	1
10/4/2017	2,537.74	240.29	44.75	0.0122	0.0069	0.0159	0.4176	0.6686	0.6298	0.7979	1.27	1
10/3/2017	2,534.58	238.28	44.35	0.0151	(0.0064)	0.0231	0.4178	0.6669	0.6299	0.7968	1.26	1
10/2/2017	2,529.12	238.87	44.45	0.0130	(0.0065)	0.0301	0.4197	0.6638	0.6312	0.7948	1.26	1
9/29/2017	2,519.36	237.65	43.35	0.0068	(0.0015)	0.0129	0.4176	0.6501	0.6298	0.7855	1.25	1
9/28/2017	2,510.06	239.26	44.30	0.0038	(0.0004)	0.0302	0.4146	0.6457	0.6278	0.7826	1.25	1
9/27/2017	2,507.04	238.64	44.05	(0.0005)	(0.0032)	0.0256	0.4147	0.6453	0.6279	0.7824	1.25	1
9/26/2017	2,496.84	239.81	43.35	(0.0039)	(0.0037)	0.0070	0.4080	0.6393	0.6234	0.7783	1.25	1
9/25/2017	2,496.66	240.44	43.15	(0.0029)	(0.0007)	0.0058	0.3987	0.6290	0.6171	0.7714	1.25	1
9/22/2017	2,502.22	238.02	42.80	0.0008	(0.0196)	(0.0047)	0.3958	0.6239	0.6152	0.7680	1.25	1
9/21/2017	2,500.60	239.35	43.00	0.0020	(0.0140)	0.0094	0.3932	0.6232	0.6135	0.7675	1.25	1
9/20/2017	2,508.24	239.41	42.95	0.0039	(0.0066)	0.0190	0.3898	0.6225	0.6112	0.7671	1.26	1
9/19/2017	2,506.85	240.70	43.05	0.0041	(0.0058)	0.0226	0.3900	0.6231	0.6113	0.7675	1.26	1
9/18/2017	2,503.87	240.60	42.90	0.0063	(0.0243)	(0.0069)	0.3907	0.6247	0.6118	0.7685	1.26	1
9/15/2017	2,500.23	242.77	43.00	0.0158	(0.0075)	0.0047	0.3932	0.6273	0.6135	0.7703	1.26	1
9/14/2017	2,495.62	242.76	42.60	0.0124	(0.0018)	(0.0012)	0.3959	0.6286	0.6153	0.7711	1.25	1
9/13/2017	2,498.37	241.00	42.15	0.0133	(0.0013)	0.0024	0.3980	0.6303	0.6167	0.7723	1.25	1
9/12/2017	2,496.48	242.10	42.10	0.0157	(0.0008)	0.0060	0.3995	0.6316	0.6176	0.7732	1.25	1
9/11/2017	2,488.11	246.58	43.20	0.0047	0.0200	0.0273	0.4002	0.6326	0.6181	0.7738	1.25	1
9/8/2017	2,461.43	244.60	42.80	(0.0041)	0.0120	0.0239	0.4012	0.6342	0.6188	0.7749	1.25	1
9/7/2017	2,465.10	243.21	42.65	0.0031	0.0071	0.0327	0.4026	0.6373	0.6198	0.7770	1.25	1
9/6/2017	2,465.54	241.31	42.05	0.0079	(0.0050)	0.0060	0.4035	0.6472	0.6204	0.7836	1.26	1
9/5/2017	2,457.85	242.29	41.85	0.0056	(0.0044)	-	0.4103	0.6635	0.6249	0.7945	1.27	1
9/1/2017	2,476.55	241.75	42.05	0.0137	(0.0043)	0.0036	0.4067	0.6685	0.6225	0.7979	1.28	1
8/31/2017	2,471.65	241.70	41.80	0.0134	(0.0018)	0.0024	0.4083	0.6645	0.6235	0.7952	1.28	1
8/30/2017	2,457.59	241.50	41.30	0.0055	(0.0017)	(0.0155)	0.4117	0.6589	0.6259	0.7914	1.26	1
8/29/2017	2,446.30	242.52	41.80	(0.0025)	0.0053	(0.0118)	0.4127	0.6582	0.6265	0.7910	1.26	1
8/28/2017	2,444.24	243.36	41.85	0.0065	0.0195	(0.0036)	0.4120	0.6584	0.6261	0.7912	1.26	1
8/25/2017	2,443.05	242.79	41.90	0.0072	0.0206	0.0109	0.4070	0.6566	0.6227	0.7899	1.27	1
8/24/2017	2,438.97	242.13	41.70	0.0037	0.0232	0.0060	0.3963	0.6471	0.6155	0.7835	1.27	1
8/23/2017	2,444.04	241.91	41.95	(0.0098)	0.0130	(0.0012)	0.3833	0.6336	0.6068	0.7745	1.28	1
8/22/2017	2,452.51	241.24	42.30	(0.0049)	0.0139	0.0095	0.3811	0.6315	0.6054	0.7731	1.28	1
8/21/2017	2,428.37	238.69	42.00	(0.0152)	0.0043	(0.0024)	0.3786	0.6271	0.6036	0.7702	1.28	1
8/18/2017	2,425.55	237.89	41.45	(0.0065)	0.0079	0.0061	0.3770	0.6263	0.6026	0.7696	1.28	1
8/17/2017	2,430.01	236.65	41.45	(0.0034)	(0.0044)	(0.0036)	0.3750	0.6261	0.6012	0.7695	1.28	1
8/16/2017	2,468.11	238.80	42.00	(0.0024)	0.0038	0.0256	0.3755	0.6264	0.6016	0.7697	1.28	1
8/15/2017	2,464.61	237.94	41.90	(0.0042)	(0.0060)	(0.0012)	0.3750	0.6270	0.6012	0.7701	1.28	1
8/14/2017	2,465.84	237.68	42.10	(0.0061)	(0.0020)	0.0395	0.3784	0.6267	0.6036	0.7699	1.28	1
8/11/2017	2,441.32	236.04	41.20	(0.0143)	(0.0013)	0.0185	0.3792	0.6281	0.6041	0.7708	1.28	1
8/10/2017	2,438.21	237.70	41.60	(0.0137)	0.0062	0.0234	0.3792	0.6312	0.6041	0.7729	1.28	1
8/9/2017	2,474.02	237.91	40.95	(0.0014)	0.0117	0.0174	0.3808	0.6334	0.6051	0.7744	1.28	1
8/8/2017	2,474.92	239.38	41.95	(0.0006)	0.0167	0.0384	0.3810	0.6338	0.6053	0.7747	1.28	1
8/7/2017	2,480.91	238.16	40.50	0.0043	0.0193	0.0012	0.3814	0.6348	0.6055	0.7753	1.28	1
8/4/2017	2,476.83	236.34	40.45	0.0019	0.0149	0.0037	0.3807	0.6345	0.6051	0.7751	1.28	1
8/3/2017	2,472.16	236.24	40.65	(0.0013)	0.0093	0.0099	0.3814	0.6346	0.6056	0.7752	1.28	1
8/2/2017	2,477.57	235.17	40.25	(0.0001)	0.0065	0.0050	0.3942	0.6354	0.6141	0.7757	1.26	1
8/1/2017	2,476.35	235.45	40.40	(0.0003)	0.0094	0.0069	0.4005	0.6357	0.6183	0.7759	1.25	1
7/31/2017	2,470.30	233.64	40.45	0.0002	(0.0004)	0.0125	0.4001	0.6355	0.6181	0.7758	1.26	1
7/28/2017	2,472.10	232.86	40.30	(0.0002)	(0.0131)	(0.0086)	0.3945	0.6346	0.6143	0.7751	1.26	1
7/27/2017	2,475.42	234.07	40.25	0.0008	0.0027	(0.0012)	0.3823	0.6282	0.6062	0.7709	1.27	1
7/26/2017	2,477.83	233.64	40.05	0.0016	0.0141	0.0075	0.3796	0.6259	0.6043	0.7694	1.27	1
7/25/2017	2,477.13	233.26	40.13	0.0067	0.0193	0.0171	0.3908	0.6338	0.6118	0.7747	1.27	1
7/24/2017	2,469.91	233.73	39.95	0.0044	0.0237	0.0114	0.4212	0.6421	0.6322	0.7802	1.23	1
7/21/2017	2,472.54	235.95	40.65	0.0054	0.0358	0.0304	0.4594	0.6592	0.6578	0.7916	1.20	1
7/20/2017	2,473.45	233.45	40.30	0.0105	0.0285	0.0268	0.4784	0.6707	0.6705	0.7993	1.19	1
7/19/2017	2,473.83	230.39	39.75	0.0125	0.0080	0.0013	0.4753	0.6715	0.6685	0.7999	1.20	1
7/18/2017	2,460.61	228.83	39.45	0.0145	0.0093	0.0064	0.4743	0.6737	0.6678	0.8014	1.20	1
7/17/2017	2,459.14	228.31	39.50	0.0131	0.0065	0.0102	0.4740	0.6750	0.6676	0.8023	1.20	1
7/14/2017	2,459.27	227.81	39.45	0.0141	(0.0012)	-	0.4745	0.6741	0.6679	0.8016	1.20	1
7/13/2017	2,447.83	226.99	39.25	0.0158	(0.0011)	0.0026	0.4747	0.6752	0.6681	0.8024	1.20	1
7/12/2017	2,443.25	228.56	39.70	0.0044	0.0016	0.0038	0.4762	0.6759	0.6690	0.8029	1.20	1
7/11/2017	2,425.53	226.72	39.20	(0.0014)	(0.0127)	(0.0138)	0.4759	0.6762	0.6689	0.8030	1.20	1
7/10/2017	2,427.43	226.84	39.10	0.0017	(0.0145)	(0.0126)	0.4742	0.6755	0.6677	0.8026	1.20	1
7/7/2017	2,425.18	228.09	39.45	0.0023	(0.0132)	(0.0125)	0.4733	0.6752	0.6671	0.8024	1.20	1
7/6/2017	2,409.75	227.25	39.15	(0.0127)	(0.0272)	(0.0297)	0.4734	0.6759	0.6672	0.8028	1.20	1
7/5/2017	2,432.54	228.19	39.55	0.0054	(0.0273)	(0.0174)	0.4700	0.6662	0.6649	0.7964	1.20	1
7/3/2017	2,429.01	229.64	39.75	(0.0041)	(0.0336)	(0.0293)	0.4697	0.6590	0.6647	0.7915	1.19	1
6/30/2017	2,423.41	230.18	39.60	(0.0061)	(0.0273)	(0.0318)	0.4678	0.6550	0.6634	0.7888	1.19	1
6/29/2017	2,419.70	231.15	39.95	(0.0061)	(0.0252)	(0.0327)	0.4664	0.6525	0.6625	0.7872	1.19	1
6/28/2017	2,440.69	233.59	40.35	0.0021	(0.0171)	(0.0074)	0.4670	0.6493	0.6629	0.7850	1.18	1
6/27/2017	2,419.38	234.61	40.25	(0.0072)	(0.0158)	(0.0159)	0.4698	0.6498	0.6647	0.7854	1.18	1
6/26/2017	2,439.07	237.62	40.95	(0.0059)	(0.0056)	(0.0073)	0.4692	0.6490	0.6644	0.7848	1.18	1
6/23/2017	2,438.30	236.64	40.90	0.0021	(0.0165)	(0.0133)	0.4683	0.6492	0.6638	0.7850	1.18	1
6/22/2017	2,434.50	237.12	41.30	0.0008	(0.0071)	(0.0036)	0.4664	0.6512	0.6625	0.7863	1.19	1
6/21/2017	2,435.61	237.67	40.65	(0.0009)	(0.0008)	(0.0169)	0.4651	0.6545	0.6616	0.7885		

Docket No. EL18-  
Volume 4A  
Section 6

5/31/2017	2,411.80	236.05	39.95	0.0056	0.0206	0.0270	0.4549	0.6516	0.6548	0.7865	1.20	1
5/30/2017	2,412.91	234.68	39.70	0.0079	0.0239	0.0447	0.4526	0.6505	0.6532	0.7859	1.20	1
5/26/2017	2,415.82	234.11	39.70	0.0143	0.0327	0.0573	0.4523	0.6493	0.6531	0.7850	1.20	1
5/25/2017	2,415.07	234.66	39.85	0.0209	0.0374	0.0756	0.4520	0.6474	0.6529	0.7838	1.20	1
5/24/2017	2,404.39	232.82	39.50	0.0201	0.0295	0.0690	0.4521	0.6411	0.6529	0.7795	1.19	1
5/23/2017	2,398.42	231.28	38.90	(0.0009)	0.0239	0.0471	0.4507	0.6352	0.6519	0.7756	1.19	1
5/22/2017	2,394.02	229.20	38.00	(0.0035)	0.0063	0.0133	0.4530	0.6374	0.6535	0.7770	1.19	1
5/19/2017	2,381.73	226.70	37.55	(0.0038)	(0.0020)	0.0067	0.4530	0.6376	0.6535	0.7772	1.19	1
5/18/2017	2,365.72	226.21	37.05	(0.0120)	0.0003	(0.0054)	0.4524	0.6374	0.6531	0.7771	1.19	1
5/17/2017	2,357.03	226.14	36.95	(0.0178)	(0.0011)	(0.0160)	0.4537	0.6381	0.6540	0.7775	1.19	1
5/16/2017	2,400.67	225.89	37.15	0.0016	0.0003	(0.0093)	0.4547	0.6374	0.6546	0.7771	1.19	1
5/15/2017	2,402.32	227.76	37.50	0.0012	(0.0028)	(0.0170)	0.4548	0.6379	0.6547	0.7774	1.19	1
5/12/2017	2,390.90	227.15	37.30	(0.0035)	(0.0109)	(0.0274)	0.4547	0.6378	0.6547	0.7773	1.19	1
5/11/2017	2,394.44	226.14	37.25	0.0021	(0.0089)	(0.0274)	0.4543	0.6380	0.6544	0.7774	1.19	1
5/10/2017	2,399.63	226.39	37.55	0.0048	(0.0006)	(0.0272)	0.4542	0.6381	0.6543	0.7775	1.19	1
5/9/2017	2,396.92	225.82	37.50	0.0024	(0.0065)	(0.0506)	0.4544	0.6387	0.6545	0.7780	1.19	1
5/8/2017	2,399.38	228.39	38.15	0.0046	0.0065	(0.0293)	0.4540	0.6395	0.6542	0.7785	1.19	1
5/5/2017	2,399.29	229.65	38.35	0.0063	0.0058	(0.0291)	0.4549	0.6401	0.6548	0.7789	1.19	1
5/4/2017	2,389.52	228.18	38.30	0.0003	(0.0105)	(0.0425)	0.4585	0.6435	0.6572	0.7812	1.19	1
5/3/2017	2,388.13	226.52	38.60	0.0003	(0.0162)	(0.0386)	0.4625	0.6458	0.6599	0.7827	1.19	1
5/2/2017	2,391.17	227.30	39.50	0.0011	(0.0152)	(0.0038)	0.4644	0.6464	0.6612	0.7831	1.18	1
5/1/2017	2,388.33	226.92	39.30	0.0060	(0.0187)	(0.0063)	0.4671	0.6490	0.6629	0.7848	1.18	1
4/28/2017	2,384.20	228.32	39.50	0.0151	(0.0075)	0.0089	0.4686	0.6495	0.6640	0.7852	1.18	1
4/27/2017	2,388.77	230.61	40.00	0.0140	0.0105	0.0296	0.4700	0.6499	0.6649	0.7854	1.18	1
4/26/2017	2,387.45	230.25	40.15	0.0211	0.0066	0.0442	0.4699	0.6481	0.6648	0.7842	1.18	1
4/25/2017	2,388.61	230.81	39.65	0.0198	0.0014	0.0245	0.4707	0.6448	0.6654	0.7820	1.18	1
4/24/2017	2,374.15	231.25	39.55	0.0107	0.0069	0.0299	0.4720	0.6437	0.6662	0.7812	1.17	1
4/21/2017	2,348.70	230.04	39.15	0.0085	0.0093	0.0343	0.4720	0.6425	0.6663	0.7805	1.17	1
4/20/2017	2,355.84	228.20	38.85	0.0047	(0.0053)	0.0157	0.4727	0.6415	0.6667	0.7798	1.17	1
4/19/2017	2,338.17	228.73	38.45	(0.0066)	(0.0003)	0.0026	0.4729	0.6413	0.6668	0.7797	1.17	1
4/18/2017	2,342.19	230.50	38.70	(0.0064)	0.0123	0.0198	0.4731	0.6414	0.6670	0.7798	1.17	1
4/17/2017	2,349.01	229.67	38.40	(0.0028)	0.0090	0.0132	0.4750	0.6426	0.6682	0.7805	1.17	1
4/13/2017	2,328.95	227.92	37.85	(0.0121)	(0.0026)	(0.0013)	0.4758	0.6408	0.6688	0.7794	1.17	1
4/12/2017	2,344.93	229.42	38.25	(0.0034)	0.0030	0.0119	0.4763	0.6389	0.6691	0.7780	1.16	1
4/11/2017	2,353.78	228.81	38.35	(0.0027)	0.0057	0.0105	0.4763	0.6388	0.6691	0.7780	1.16	1
4/10/2017	2,357.16	227.70	37.95	(0.0007)	0.0082	(0.0078)	0.4752	0.6362	0.6684	0.7762	1.16	1
4/7/2017	2,355.55	227.63	37.90	(0.0030)	0.0049	-	0.4742	0.6339	0.6677	0.7747	1.16	1
4/6/2017	2,357.49	228.51	37.90	(0.0045)	0.0098	(0.0066)	0.4739	0.6331	0.6675	0.7742	1.16	1
4/5/2017	2,352.95	228.74	37.80	(0.0035)	0.0060	(0.0079)	0.4753	0.6354	0.6685	0.7757	1.16	1
4/4/2017	2,360.16	227.51	37.95	0.0007	(0.0052)	(0.0065)	0.4752	0.6341	0.6684	0.7749	1.16	1
4/3/2017	2,358.84	225.84	38.25	0.0074	(0.0098)	-	0.4752	0.6342	0.6684	0.7749	1.16	1
3/31/2017	2,362.72	226.52	37.90	0.0080	(0.0082)	0.0066	0.4784	0.6435	0.6706	0.7811	1.16	1
3/30/2017	2,368.06	226.30	38.15	0.0094	(0.0042)	0.0495	0.4815	0.6525	0.6726	0.7872	1.17	1
3/29/2017	2,361.13	227.38	38.10	0.0054	0.0013	0.0583	0.4820	0.6500	0.6729	0.7855	1.17	1
3/28/2017	2,358.57	228.71	38.20	0.0062	0.0102	0.0611	0.4831	0.6506	0.6736	0.7859	1.17	1
3/27/2017	2,341.59	228.07	38.25	(0.0134)	0.0123	0.0581	0.4843	0.6522	0.6745	0.7870	1.17	1
3/24/2017	2,343.98	228.39	37.65	(0.0144)	0.0020	0.0301	0.4858	0.6583	0.6755	0.7910	1.17	1
3/23/2017	2,345.96	227.25	36.35	(0.0149)	0.0074	(0.0014)	0.4867	0.6622	0.6761	0.7936	1.17	1
3/22/2017	2,348.45	227.08	36.00	(0.0154)	(0.0018)	(0.0231)	0.4877	0.6625	0.6768	0.7938	1.17	1
3/21/2017	2,344.02	226.39	36.00	(0.0091)	0.0139	-	0.4885	0.6602	0.6773	0.7923	1.17	1
3/20/2017	2,373.47	225.29	36.15	(0.0000)	0.0077	(0.0069)	0.4897	0.6602	0.6781	0.7923	1.17	1
3/17/2017	2,378.25	227.93	36.55	0.0024	0.0246	(0.0014)	0.4898	0.6602	0.6781	0.7923	1.17	1
3/16/2017	2,381.38	225.59	36.40	0.0070	0.0202	0.0055	0.4897	0.6603	0.6781	0.7924	1.17	1
3/15/2017	2,385.26	227.48	36.85	0.0094	0.0278	0.0075	0.4893	0.6604	0.6778	0.7925	1.17	1
3/14/2017	2,365.45	223.28	36.00	(0.0012)	(0.0126)	(0.0451)	0.4886	0.6612	0.6774	0.7930	1.17	1
3/13/2017	2,373.47	223.57	36.40	(0.0008)	(0.0110)	(0.0345)	0.4883	0.6606	0.6772	0.7926	1.17	1
3/10/2017	2,372.60	222.47	36.60	(0.0044)	(0.0195)	(0.0356)	0.4878	0.6596	0.6769	0.7919	1.17	1
3/9/2017	2,364.87	221.12	36.20	(0.0072)	(0.0285)	(0.0597)	0.4867	0.6577	0.6761	0.7906	1.17	1
3/8/2017	2,362.98	221.33	36.58	(0.0138)	(0.0262)	(0.0438)	0.4846	0.6538	0.6747	0.7881	1.17	1
3/7/2017	2,368.39	226.13	37.70	0.0020	(0.0044)	0.0027	0.4812	0.6479	0.6724	0.7841	1.17	1
3/6/2017	2,375.31	226.05	37.70	0.0023	0.0023	(0.0144)	0.4792	0.6449	0.6711	0.7821	1.17	1
3/3/2017	2,383.12	226.90	37.95	0.0067	0.0061	(0.0078)	0.4789	0.6446	0.6708	0.7819	1.17	1
3/2/2017	2,381.92	227.59	38.50	0.0077	0.0175	0.0145	0.4787	0.6453	0.6707	0.7823	1.17	1
3/1/2017	2,395.96	227.29	38.25	0.0140	0.0288	0.0106	0.4793	0.6456	0.6712	0.7826	1.17	1
2/28/2017	2,363.64	227.12	37.60	(0.0007)	0.0275	(0.0144)	0.4782	0.6455	0.6704	0.7825	1.17	1
2/27/2017	2,369.75	225.53	38.25	0.0079	0.0290	0.0132	0.4784	0.6456	0.6705	0.7826	1.17	1
2/24/2017	2,367.34	225.53	38.25	0.0086	0.0311	0.0053	0.4773	0.6453	0.6698	0.7823	1.17	1
2/23/2017	2,363.81	223.68	37.95	0.0062	0.0342	0.0013	0.4770	0.6448	0.6696	0.7820	1.17	1
2/22/2017	2,362.82	220.93	37.85	0.0108	0.0175	(0.0079)	0.4787	0.6457	0.6707	0.7826	1.17	1
2/21/2017	2,365.38	221.05	38.15	0.0159	0.0114	(0.0026)	0.4792	0.6446	0.6711	0.7819	1.17	1
2/17/2017	2,351.16	219.18	37.75	0.0151	0.0041	(0.0233)	0.4804	0.6430	0.6719	0.7808	1.16	1
2/16/2017	2,347.22	218.72	38.05	0.0170	0.0079	-	0.4813	0.6461	0.6725	0.7829	1.16	1
2/15/2017	2,349.25	216.29	37.90	0.0238	(0.0077)	(0.0052)	0.4826	0.6465	0.6733	0.7832	1.16	1
2/14/2017	2,337.58	217.12	38.15	0.0194	0.0005	-	0.4899	0.6469	0.6783	0.7835	1.16	1
2/13/2017	2,328.25	218.56	38.25	0.0156	0.0079	0.0092	0.4917	0.6461	0.6794	0.7829	1.15	1
2/10/2017	2,316.10	218.28	38.65	0.0081	0.0037	(0.0064)	0.4972	0.6463	0.6831	0.7830	1.15	1
2/9/2017	2,307.87	217.01	38.05	0.0118	0.0054	0.0040	0.4979	0.6460	0.6836	0.7828	1.15	1
2/8/2017	2,294.67	217.96	38.10	0.0066	0.0202	0.0174	0.4980	0.6463	0.6837	0.7830	1.15	1
2/7/2017	2,293.08	217.00	38.15	0.0062	0.0008	0.0079	0.4972	0.6440	0.6831	0.7815	1.14	1
2/6/2017	2,292.56	216.85	37.90	0.0051	0.0164	0.0134	0.4980	0.6410	0.6837	0.7794	1.14	1
2/3/2017	2,297.42	217.47	38.90	0.0012	0.0159	0.0197	0.4998	0.6387	0.6848	0.7779	1.14	1
2/2/2017	2,280.85	215.85	37.90	(0.0069)	0.0058	(0.0117)	0.5027	0.6379	0.6868	0.7774	1.13	1
2/1/2017	2,279.55	213.63	37.45	(0.0082)	(0.0042)	(0.0273)	0.5043	0.6391	0.6879	0.7782	1.13	1
1/31/2017	2,278.87	216.82	37.85	(0.0005)	0.0120	(0.0130)	0.5079	0.6406	0.6903	0.7792	1.13	1
1/30/2017	2,280.90	213.35	37.40	0.0069	(0.0012)	-	0.5086	0.6411	0.6907	0.7795	1.13	1
1/27/2017	2,294											

Docket No. EL18-  
Volume 4A  
Section 6

1/6/2017	2,276.98	216.65	39.85	0.0123	(0.0034)	(0.0292)	0.4961	0.6468	0.6824	0.7834	1.15	1
1/5/2017	2,269.00	216.56	40.10	0.0085	0.0099	(0.0160)	0.4945	0.6485	0.6813	0.7845	1.15	1
1/4/2017	2,270.75	217.11	40.65	0.0008	(0.0013)	(0.0122)	0.4902	0.6481	0.6784	0.7843	1.16	1
1/3/2017	2,257.83	215.52	39.70	(0.0026)	(0.0075)	(0.0305)	0.4814	0.6452	0.6725	0.7823	1.16	1
12/30/2016	2,238.83	216.25	40.80	(0.0098)	(0.0037)	(0.0012)	0.4778	0.6440	0.6701	0.7815	1.17	1
12/29/2016	2,249.26	217.38	41.05	(0.0070)	0.0039	0.0098	0.4752	0.6433	0.6684	0.7810	1.17	1
12/28/2016	2,249.92	214.43	40.75	(0.0092)	(0.0135)	(0.0193)	0.4748	0.6437	0.6681	0.7813	1.17	1
12/27/2016	2,268.88	217.39	41.15	0.0028	0.0007	(0.0036)	0.4749	0.6439	0.6682	0.7814	1.17	1
12/23/2016	2,263.79	217.15	40.95	0.0025	0.0058	(0.0085)	0.4755	0.6476	0.6686	0.7839	1.17	1
12/22/2016	2,260.96	217.04	40.85	(0.0005)	0.0147	(0.0168)	0.4732	0.6457	0.6671	0.7826	1.17	1
12/21/2016	2,265.18	216.53	40.65	0.0053	0.0224	0.0012	0.4729	0.6462	0.6668	0.7830	1.17	1
12/20/2016	2,270.76	217.37	41.55	(0.0004)	0.0012	0.0036	0.4726	0.6463	0.6666	0.7830	1.17	1
12/19/2016	2,262.53	217.24	41.30	0.0025	0.0069	0.0482	0.4730	0.6452	0.6669	0.7823	1.17	1
12/16/2016	2,258.07	215.90	41.30	(0.0006)	0.0105	(0.0096)	0.4750	0.6459	0.6682	0.7827	1.17	1
12/15/2016	2,262.03	213.90	41.55	0.0071	0.0124	0.0171	0.4773	0.6442	0.6698	0.7816	1.17	1
12/14/2016	2,253.28	211.78	40.60	0.0053	0.0143	0.0344	0.4776	0.6441	0.6700	0.7815	1.17	1
12/13/2016	2,271.72	217.11	41.40	0.0269	0.0520	0.0643	0.4764	0.6428	0.6692	0.7807	1.17	1
12/12/2016	2,256.96	215.75	39.40	0.0237	0.0435	0.0155	0.4678	0.6336	0.6634	0.7745	1.17	1
12/9/2016	2,259.53	213.66	41.70	0.0308	0.0357	0.0845	0.4612	0.6295	0.6590	0.7718	1.17	1
12/8/2016	2,246.19	211.27	40.85	0.0251	0.0359	0.0722	0.4572	0.6180	0.6563	0.7641	1.16	1
12/7/2016	2,241.35	208.80	39.25	0.0193	0.0165	0.0235	0.4539	0.6103	0.6541	0.7589	1.16	1
12/6/2016	2,212.23	206.38	38.90	0.0034	(0.0283)	(0.0051)	0.4530	0.6092	0.6535	0.7582	1.16	1
12/5/2016	2,204.71	206.76	38.80	0.0014	(0.0246)	(0.0165)	0.4539	0.6093	0.6541	0.7582	1.16	1
12/2/2016	2,191.95	206.29	38.45	(0.0097)	(0.0100)	(0.0128)	0.4540	0.6093	0.6542	0.7583	1.16	1
12/1/2016	2,191.08	203.95	38.10	(0.0062)	(0.0062)	(0.0013)	0.4551	0.6098	0.6549	0.7586	1.16	1
11/30/2016	2,198.81	205.41	38.35	(0.0019)	(0.0086)	(0.0039)	0.4645	0.6165	0.6612	0.7631	1.15	1
11/29/2016	2,204.66	212.39	39.10	0.0029	0.0354	0.0413	0.4669	0.6180	0.6628	0.7640	1.15	1
11/28/2016	2,201.72	211.98	39.45	0.0091	0.0449	0.0605	0.4664	0.6180	0.6625	0.7641	1.15	1
11/25/2016	2,213.35	208.38	38.95	0.0120	0.0282	0.0541	0.4638	0.6158	0.6607	0.7626	1.15	1
11/23/2016	2,204.72	205.23	38.15	0.0128	0.0099	0.0255	0.4623	0.6129	0.6598	0.7606	1.15	1
11/22/2016	2,202.94	207.19	38.50	0.0103	0.0139	0.0462	0.4650	0.6144	0.6615	0.7616	1.15	1
11/21/2016	2,198.18	205.14	37.55	0.0157	0.0177	0.0316	0.4665	0.6139	0.6626	0.7613	1.15	1
11/18/2016	2,181.90	202.86	37.20	0.0081	0.0042	0.0122	0.4703	0.6135	0.6651	0.7611	1.14	1
11/17/2016	2,187.12	202.66	36.95	0.0091	0.0117	0.0527	0.4776	0.6171	0.6700	0.7634	1.14	1
11/16/2016	2,176.94	203.22	37.20	0.0063	(0.0108)	0.0333	0.4837	0.6234	0.6741	0.7677	1.14	1
11/15/2016	2,180.39	204.34	36.80	0.0191	(0.0307)	0.0323	0.4856	0.6280	0.6754	0.7708	1.14	1
11/14/2016	2,164.20	201.56	36.40	0.0153	(0.0351)	0.0268	0.4902	0.6279	0.6784	0.7707	1.14	1
11/11/2016	2,164.45	202.02	36.75	0.0380	(0.0067)	0.0793	0.4935	0.6253	0.6807	0.7689	1.13	1
11/10/2016	2,167.48	200.32	35.10	0.0377	(0.0150)	0.0145	0.5032	0.6089	0.6872	0.7580	1.10	1
11/9/2016	2,163.26	205.44	36.00	0.0311	0.0132	0.0375	0.5138	0.6080	0.6942	0.7574	1.09	1
11/8/2016	2,139.56	210.81	35.65	0.0132	0.0271	0.0128	0.5138	0.6014	0.6942	0.7529	1.08	1
11/7/2016	2,131.52	208.89	35.45	0.0025	(0.0027)	(0.0139)	0.5118	0.5984	0.6929	0.7509	1.08	1
11/4/2016	2,085.18	203.37	34.05	(0.0194)	(0.0096)	(0.0340)	0.5095	0.5951	0.6914	0.7487	1.08	1
11/3/2016	2,088.66	203.38	34.60	(0.0208)	(0.0048)	(0.0170)	0.5089	0.5918	0.6910	0.7465	1.08	1
11/2/2016	2,097.94	202.76	34.70	(0.0194)	(0.0127)	(0.0086)	0.5100	0.5915	0.6917	0.7463	1.08	1
11/1/2016	2,111.72	205.25	35.20	(0.0147)	0.0006	-	0.5099	0.5917	0.6917	0.7464	1.08	1
10/31/2016	2,126.15	209.46	35.95	(0.0117)	0.0255	0.0170	0.5104	0.5923	0.6920	0.7468	1.08	1
10/28/2016	2,126.41	205.34	35.25	(0.0069)	0.0098	0.0071	0.5127	0.5937	0.6935	0.7478	1.08	1
10/27/2016	2,133.04	204.35	35.20	(0.0039)	(0.0013)	0.0144	0.5131	0.5941	0.6938	0.7481	1.08	1
10/26/2016	2,139.43	205.36	35.00	(0.0023)	0.0039	0.0014	0.5132	0.5953	0.6938	0.7488	1.08	1
10/25/2016	2,143.16	205.14	35.20	0.0017	0.0047	0.0292	0.5132	0.5946	0.6938	0.7484	1.08	1
10/24/2016	2,151.33	204.26	35.35	0.0117	0.0070	0.0428	0.5127	0.5943	0.6935	0.7482	1.08	1
10/21/2016	2,141.16	203.34	35.00	0.0038	0.0087	0.0451	0.5122	0.5918	0.6932	0.7465	1.08	1
10/20/2016	2,141.34	204.61	34.70	0.0041	0.0107	0.0272	0.5114	0.5903	0.6926	0.7455	1.08	1
10/19/2016	2,144.29	204.57	34.95	0.0024	0.0207	0.0334	0.5115	0.5894	0.6927	0.7449	1.08	1
10/18/2016	2,139.60	204.18	34.20	0.0013	0.0304	0.0255	0.5114	0.5886	0.6926	0.7444	1.07	1
10/17/2016	2,126.50	202.85	33.90	(0.0172)	0.0081	0.0038	0.5109	0.5876	0.6923	0.7437	1.07	1
10/14/2016	2,132.98	201.59	33.49	(0.0096)	0.0164	0.0057	0.5118	0.5870	0.6929	0.7433	1.07	1
10/13/2016	2,132.55	202.45	33.78	(0.0131)	0.0126	0.0063	0.5129	0.5873	0.6936	0.7435	1.07	1
10/12/2016	2,139.18	200.43	33.82	(0.0095)	(0.0011)	0.0117	0.5137	0.5872	0.6942	0.7434	1.07	1
10/11/2016	2,136.73	198.16	33.35	(0.0064)	(0.0173)	(0.0033)	0.5136	0.5873	0.6941	0.7435	1.07	1
10/10/2016	2,163.66	201.22	33.77	0.0011	(0.0293)	(0.0143)	0.5124	0.5859	0.6933	0.7425	1.07	1
10/7/2016	2,153.74	198.34	33.30	(0.0067)	(0.0558)	(0.0373)	0.5132	0.5861	0.6939	0.7427	1.07	1
10/6/2016	2,160.77	199.94	33.57	0.0045	(0.0596)	(0.0381)	0.5114	0.5850	0.6926	0.7419	1.07	1
10/5/2016	2,159.73	200.66	33.43	(0.0054)	(0.0696)	(0.0527)	0.5130	0.5856	0.6937	0.7423	1.07	1
10/4/2016	2,150.49	201.65	33.46	(0.0044)	(0.0677)	(0.0564)	0.5098	0.5825	0.6916	0.7403	1.07	1
10/3/2016	2,161.20	207.29	34.26	0.0070	(0.0530)	(0.0446)	0.5105	0.5837	0.6921	0.7411	1.07	1
9/30/2016	2,168.27	210.07	34.59	0.0017	(0.0395)	(0.0426)	0.5128	0.5872	0.6935	0.7434	1.07	1
9/29/2016	2,151.13	212.61	34.90	(0.0120)	(0.0304)	(0.0402)	0.5151	0.5916	0.6951	0.7464	1.07	1
9/28/2016	2,171.37	215.67	35.29	0.0038	(0.0067)	(0.0170)	0.5153	0.5958	0.6952	0.7492	1.08	1
9/27/2016	2,159.93	216.29	35.46	0.0094	0.0191	0.0062	0.5175	0.6000	0.6967	0.7520	1.08	1
9/26/2016	2,146.10	218.89	35.86	0.0033	0.0341	0.0153	0.5167	0.6021	0.6962	0.7534	1.08	1
9/23/2016	2,164.69	218.71	36.13	0.0119	0.0453	0.0355	0.5177	0.6031	0.6968	0.7540	1.08	1
9/22/2016	2,177.18	219.28	36.36	0.0139	0.0619	0.0591	0.5165	0.5999	0.6961	0.7519	1.08	1
9/21/2016	2,163.12	217.12	35.90	0.0176	0.0611	0.0506	0.5164	0.5943	0.6960	0.7482	1.07	1
9/20/2016	2,139.76	212.24	35.24	0.0060	0.0408	0.0268	0.5170	0.5880	0.6964	0.7439	1.07	1
9/19/2016	2,139.12	211.68	35.32	(0.0092)	0.0220	0.0086	0.5211	0.5867	0.6991	0.7431	1.06	1
9/16/2016	2,139.16	209.23	34.89	0.0053	0.0239	0.0163	0.5244	0.5853	0.7014	0.7421	1.06	1
9/15/2016	2,147.26	206.50	34.33	(0.0156)	(0.0317)	(0.0395)	0.5256	0.5869	0.7022	0.7432	1.06	1
9/14/2016	2,125.77	204.62	34.17	(0.0276)	(0.0374)	(0.0426)	0.5222	0.5812	0.6998	0.7394	1.06	1
9/13/2016	2,127.02	203.92	34.32	(0.0272)	(0.0345)	(0.0280)	0.5136	0.5618	0.6941	0.7264	1.05	1
9/12/2016	2,159.04	207.13	35.02	(0.0096)	(0.0081)	0.0037	0.5085	0.5457	0.6907	0.7156	1.04	1
9/9/2016	2,127.81	204.35	34.33	(0.0198)	(0.0056)	0.0003	0.5040	0.5337	0.6877	0.7076	1.03	1
9/8/2016	2,181.30	213.26	35.74	0.0048	0.0307	0.0438	0.4990	0.5221	0.6843	0.6998	1.02	1
9/7/2016	2,186.16	212.57	35.69	0.0046	0.0320	0.0						

Docket No. EL18-  
Volume 4A  
Section 6

8/16/2016	2,178.15	205.98	33.59	(0.0016)	(0.0277)	(0.0356)	0.4908	0.5198	0.6789	0.6982	1.03	1
8/15/2016	2,190.15	209.69	34.14	0.0042	(0.0101)	(0.0122)	0.4896	0.5184	0.6780	0.6973	1.03	1
8/12/2016	2,184.05	213.00	34.78	0.0005	0.0039	0.0052	0.4896	0.5185	0.6781	0.6974	1.03	1
8/11/2016	2,185.79	213.08	34.59	0.0100	(0.0096)	0.0003	0.4893	0.5182	0.6778	0.6972	1.03	1
8/10/2016	2,175.49	212.07	34.72	0.0054	(0.0150)	0.0064	0.4915	0.5195	0.6793	0.6981	1.03	1
8/9/2016	2,181.74	211.84	34.83	0.0115	(0.0223)	0.0049	0.4939	0.5210	0.6809	0.6991	1.03	1
8/8/2016	2,180.89	211.84	34.56	0.0046	(0.0288)	(0.0100)	0.4954	0.5212	0.6819	0.6992	1.03	1
8/5/2016	2,182.87	212.17	34.60	0.0043	(0.0292)	(0.0072)	0.4962	0.5217	0.6825	0.6995	1.02	1
8/4/2016	2,164.25	215.15	34.58	(0.0027)	(0.0073)	(0.0029)	0.4967	0.5226	0.6828	0.7001	1.03	1
8/3/2016	2,163.79	215.29	34.50	(0.0013)	(0.0010)	(0.0029)	0.4966	0.5226	0.6827	0.7002	1.03	1
8/2/2016	2,157.03	216.67	34.66	(0.0056)	(0.0069)	(0.0017)	0.4968	0.5225	0.6828	0.7001	1.03	1
8/1/2016	2,170.84	218.11	34.91	0.0011	(0.0061)	0.0006	0.4965	0.5227	0.6827	0.7002	1.03	1
7/29/2016	2,173.60	218.55	34.85	(0.0007)	(0.0090)	(0.0102)	0.4965	0.5227	0.6826	0.7002	1.03	1
7/28/2016	2,170.06	216.73	34.68	0.0023	0.0002	0.0067	0.4964	0.5226	0.6826	0.7001	1.03	1
7/27/2016	2,166.58	215.51	34.60	(0.0030)	(0.0019)	0.0105	0.4968	0.5225	0.6829	0.7001	1.03	1
7/26/2016	2,169.18	218.19	34.72	0.0025	0.0074	0.0152	0.4968	0.5227	0.6829	0.7002	1.03	1
7/25/2016	2,168.48	219.44	34.89	0.0007	0.0134	0.0274	0.4970	0.5225	0.6830	0.7001	1.03	1
7/22/2016	2,175.03	220.53	35.21	0.0061	0.0114	0.0386	0.4968	0.5221	0.6828	0.6998	1.02	1
7/21/2016	2,165.17	216.68	34.45	0.0007	(0.0030)	0.0183	0.4974	0.5209	0.6833	0.6990	1.02	1
7/20/2016	2,173.02	215.93	34.24	0.0096	(0.0122)	0.0100	0.4979	0.5203	0.6836	0.6986	1.02	1
7/19/2016	2,163.78	216.59	34.20	0.0054	(0.0040)	0.0157	0.4998	0.5198	0.6848	0.6983	1.02	1
7/18/2016	2,166.89	216.54	33.96	0.0139	(0.0188)	0.0021	0.5010	0.5190	0.6857	0.6977	1.02	1
7/15/2016	2,161.74	218.05	33.90	0.0150	(0.0110)	0.0068	0.5043	0.5185	0.6879	0.6974	1.01	1
7/14/2016	2,163.75	217.33	33.83	0.0314	(0.0031)	0.0187	0.5059	0.5172	0.6889	0.6965	1.01	1
7/13/2016	2,152.43	218.60	33.90	0.0251	(0.0199)	0.0033	0.5094	0.5163	0.6913	0.6959	1.01	1
7/12/2016	2,152.14	217.45	33.67	0.0304	(0.0277)	(0.0041)	0.5146	0.5182	0.6948	0.6972	1.00	1
7/11/2016	2,137.16	220.70	33.89	0.0163	(0.0044)	0.0062	0.5222	0.5222	0.6998	0.6999	1.00	1
7/8/2016	2,129.90	220.48	33.67	0.0148	(0.0026)	0.0054	0.5233	0.5235	0.7006	0.7007	1.00	1
7/7/2016	2,097.90	218.00	33.21	0.0131	(0.0050)	0.0228	0.5242	0.5236	0.7012	0.7008	1.00	0
7/6/2016	2,099.73	223.04	33.79	0.0313	0.0242	0.0419	0.5249	0.5229	0.7017	0.7003	1.00	0
7/5/2016	2,088.55	223.65	33.81	0.0440	0.0327	0.0416	0.5250	0.5194	0.7018	0.6980	0.99	0
7/1/2016	2,102.95	221.67	33.68	0.0322	0.0295	0.0437	0.5277	0.5167	0.7035	0.6962	0.99	0
6/30/2016	2,098.86	221.05	33.49	(0.0068)	0.0321	0.0298	0.5307	0.5153	0.7056	0.6953	0.99	0
6/29/2016	2,070.77	219.08	32.47	(0.0070)	0.0316	(0.0113)	0.5363	0.5172	0.7093	0.6965	0.98	0
6/28/2016	2,036.09	217.77	32.43	(0.0253)	0.0160	(0.0083)	0.5403	0.5151	0.7120	0.6951	0.98	0
6/27/2016	2,000.54	216.58	32.46	(0.0397)	0.0128	0.0220	0.5486	0.5159	0.7176	0.6956	0.97	0
6/24/2016	2,037.41	215.31	32.27	(0.0163)	0.0071	0.0177	0.5565	0.5248	0.7229	0.7016	0.97	0
6/23/2016	2,113.32	214.17	32.52	0.0170	0.0030	0.0294	0.5582	0.5274	0.7240	0.7033	0.97	0
6/22/2016	2,085.45	212.38	32.84	0.0067	(0.0009)	0.0516	0.5588	0.5258	0.7244	0.7023	0.97	0
6/21/2016	2,088.90	214.35	32.70	0.0065	(0.0011)	0.0371	0.5591	0.5244	0.7246	0.7014	0.97	0
6/20/2016	2,083.25	213.84	31.76	0.0020	0.0022	0.0134	0.5590	0.5229	0.7245	0.7003	0.97	0
6/17/2016	2,071.22	213.79	31.71	(0.0119)	(0.0005)	0.0112	0.5590	0.5227	0.7245	0.7002	0.97	0
6/16/2016	2,077.99	213.54	31.59	(0.0177)	(0.0087)	0.0128	0.5592	0.5237	0.7246	0.7009	0.97	0
6/15/2016	2,071.50	212.57	31.23	(0.0225)	(0.0031)	0.0117	0.5591	0.5258	0.7246	0.7023	0.97	0
6/14/2016	2,075.32	214.59	31.53	(0.0174)	0.0133	0.0307	0.5599	0.5282	0.7251	0.7039	0.97	0
6/13/2016	2,079.06	213.37	31.34	(0.0144)	0.0094	0.0275	0.5625	0.5327	0.7269	0.7069	0.97	0
6/10/2016	2,096.07	213.90	31.36	(0.0015)	0.0131	0.0357	0.5635	0.5348	0.7275	0.7083	0.97	0
6/9/2016	2,115.48	215.41	31.19	0.0049	0.0364	0.0428	0.5633	0.5344	0.7274	0.7080	0.97	0
6/8/2016	2,119.12	213.22	30.87	0.0094	0.0298	0.0342	0.5627	0.5337	0.7270	0.7076	0.97	0
6/7/2016	2,112.13	211.77	30.59	0.0072	0.0280	0.0341	0.5619	0.5335	0.7265	0.7074	0.97	0
6/6/2016	2,109.41	211.38	30.50	0.0049	0.0312	0.0308	0.5612	0.5329	0.7260	0.7070	0.97	0
6/3/2016	2,099.13	211.13	30.28	0.0043	0.0337	0.0296	0.5608	0.5324	0.7257	0.7067	0.97	0
6/2/2016	2,105.26	207.85	29.91	0.0070	0.0264	0.0243	0.5601	0.5318	0.7253	0.7063	0.97	0
6/1/2016	2,099.33	207.05	29.85	0.0112	0.0193	0.0177	0.5584	0.5304	0.7241	0.7054	0.97	0
5/31/2016	2,096.96	206.00	29.58	0.0239	0.0305	0.0294	0.5562	0.5297	0.7227	0.7049	0.98	0
5/27/2016	2,099.06	204.98	29.59	0.0228	0.0184	0.0189	0.5538	0.5277	0.7211	0.7035	0.98	0
5/26/2016	2,090.10	204.25	29.41	0.0245	0.0178	0.0173	0.5539	0.5275	0.7211	0.7035	0.98	0
5/25/2016	2,090.54	202.50	29.20	0.0210	0.0187	0.0164	0.5532	0.5267	0.7206	0.7029	0.98	0
5/24/2016	2,076.06	203.13	29.33	0.0141	0.0024	0.0131	0.5524	0.5260	0.7201	0.7024	0.98	0
5/23/2016	2,048.04	199.91	28.74	(0.0090)	(0.0346)	(0.0370)	0.5527	0.5255	0.7203	0.7021	0.97	0
5/20/2016	2,052.32	201.28	29.04	0.0028	(0.0295)	(0.0232)	0.5512	0.5239	0.7193	0.7010	0.97	0
5/19/2016	2,040.04	200.68	28.91	(0.0117)	(0.0367)	(0.0392)	0.5520	0.5247	0.7199	0.7016	0.97	0
5/18/2016	2,047.63	198.77	28.73	(0.0082)	(0.0408)	(0.0385)	0.5509	0.5239	0.7191	0.7010	0.97	0
5/17/2016	2,047.21	202.64	28.95	(0.0178)	(0.0204)	(0.0455)	0.5510	0.5242	0.7191	0.7012	0.98	0
5/16/2016	2,066.66	207.09	29.84	0.0039	0.0042	0.0171	0.5519	0.5216	0.7198	0.6995	0.97	0
5/13/2016	2,046.61	207.39	29.73	(0.0051)	0.0132	(0.0093)	0.5526	0.5223	0.7203	0.6999	0.97	0
5/12/2016	2,064.11	208.33	30.09	0.0066	0.0132	(0.0043)	0.5531	0.5228	0.7206	0.7002	0.97	0
5/11/2016	2,064.46	207.22	29.88	0.0065	0.0066	(0.0314)	0.5528	0.5240	0.7204	0.7011	0.97	0
5/10/2016	2,084.39	206.86	30.33	0.0102	0.0211	0.0063	0.5533	0.5262	0.7207	0.7026	0.97	0
5/9/2016	2,058.69	206.22	30.36	(0.0109)	0.0144	0.0390	0.5532	0.5268	0.7206	0.7030	0.98	0
5/6/2016	2,057.14	204.69	30.01	(0.0039)	0.0160	0.0377	0.5540	0.5297	0.7212	0.7049	0.98	0
5/5/2016	2,050.63	205.61	30.22	(0.0121)	0.0285	0.0471	0.5546	0.5327	0.7216	0.7069	0.98	0
5/4/2016	2,051.12	205.86	30.85	(0.0210)	0.0334	0.0634	0.5571	0.5383	0.7232	0.7107	0.98	0
5/3/2016	2,063.37	202.58	30.14	(0.0135)	0.0284	0.0458	0.5623	0.5486	0.7268	0.7175	0.99	0
5/2/2016	2,081.43	203.29	29.22	(0.0030)	0.0382	0.0249	0.5655	0.5540	0.7289	0.7212	0.99	0
4/29/2016	2,065.30	201.46	28.92	(0.0126)	0.0331	0.0098	0.5660	0.5545	0.7292	0.7215	0.99	0
4/28/2016	2,075.81	199.90	28.86	(0.0075)	0.0314	0.0166	0.5687	0.5557	0.7311	0.7223	0.99	0
4/27/2016	2,095.15	199.20	29.01	(0.0034)	0.0014	0.0115	0.5708	0.5570	0.7324	0.7232	0.99	0
4/26/2016	2,091.70	196.99	28.82	(0.0043)	(0.0335)	(0.0214)	0.5718	0.5582	0.7331	0.7240	0.99	0
4/25/2016	2,087.79	195.80	28.51	(0.0031)	(0.0396)	(0.0362)	0.5723	0.5582	0.7334	0.7240	0.99	0
4/22/2016	2,091.58	195.01	28.64	0.0052	(0.0397)	(0.0222)	0.5731	0.5588	0.7340	0.7244	0.99	0
4/21/2016	2,091.48	193.81	28.39	0.0042	(0.0358)	(0.0214)	0.5747	0.5606	0.7350	0.7256	0.99	0
4/20/2016	2,102.40	198.91	28.68	0.0096	(0.0135)	(0.0110)	0.5747	0.5614	0.7351	0.7261	0.99	0
4/19/2016	2,100.80	203.83	29.45	0.0190	0.0060	0.0261	0.5752	0.5627	0.7354	0.7270	0.99	0
4/18/2016	2,094.34	203.86	29.58	0.0256	0.0135	0.0386	0.5759	0.5613	0.7358	0.7261	0.	



Docket No. EL18-  
Volume 4A  
Section 6

3/28/2016	2,037.05	202.68	28.45	(0.0061)	(0.0002)	(0.0073)	0.5693	0.5400	0.7314	0.7118	0.97	0
3/24/2016	2,035.94	203.28	28.53	(0.0023)	0.0003	0.0039	0.5693	0.5401	0.7315	0.7119	0.97	0
3/23/2016	2,036.71	202.11	28.16	0.0047	0.0066	0.0115	0.5692	0.5402	0.7313	0.7119	0.97	0
3/22/2016	2,049.80	201.63	28.24	0.0168	0.0120	0.0232	0.5690	0.5401	0.7312	0.7118	0.97	0
3/21/2016	2,051.60	202.25	28.32	0.0158	0.0215	0.0257	0.5685	0.5384	0.7309	0.7107	0.97	0
3/18/2016	2,049.58	202.71	28.66	0.0135	0.0208	0.0250	0.5666	0.5361	0.7296	0.7092	0.97	0
3/17/2016	2,040.59	203.21	28.42	0.0256	0.0255	0.0172	0.5649	0.5360	0.7285	0.7091	0.97	0
3/16/2016	2,027.22	200.78	27.84	0.0191	0.0131	(0.0100)	0.5624	0.5337	0.7268	0.7076	0.97	0
3/15/2016	2,015.93	199.23	27.60	0.0185	0.0129	(0.0079)	0.5625	0.5350	0.7269	0.7085	0.97	0
3/14/2016	2,019.64	197.99	27.61	0.0089	0.0136	(0.0068)	0.5616	0.5370	0.7263	0.7098	0.98	0
3/11/2016	2,022.19	198.58	27.96	0.0111	0.0211	0.0295	0.5608	0.5380	0.7257	0.7105	0.98	0
3/10/2016	1,989.57	198.16	27.94	(0.0019)	0.0308	0.0310	0.5591	0.5372	0.7246	0.7099	0.98	0
3/9/2016	1,989.27	198.19	28.12	0.0014	0.0371	0.0399	0.5578	0.5384	0.7237	0.7107	0.98	0
3/8/2016	1,979.26	196.70	27.82	0.0005	0.0406	0.0251	0.5563	0.5395	0.7227	0.7114	0.98	0
3/7/2016	2,001.76	195.33	27.80	0.0360	0.0333	0.0161	0.5562	0.5401	0.7227	0.7118	0.99	0
3/4/2016	1,999.99	194.47	27.16	0.0267	0.0289	0.0104	0.5537	0.5408	0.7210	0.7124	0.99	0
3/3/2016	1,993.40	192.23	27.10	0.0214	(0.0181)	(0.0102)	0.5530	0.5431	0.7205	0.7139	0.99	0
3/2/2016	1,986.45	191.10	27.04	0.0294	(0.0198)	(0.0099)	0.5563	0.5451	0.7227	0.7152	0.99	0
3/1/2016	1,978.35	189.03	27.14	0.0297	(0.0193)	0.0037	0.5614	0.5470	0.7261	0.7165	0.99	0
2/29/2016	1,932.23	189.03	27.36	(0.0068)	(0.0178)	0.0133	0.5670	0.5495	0.7299	0.7181	0.98	0
2/26/2016	1,948.05	189.02	26.88	0.0158	(0.0093)	(0.0037)	0.5668	0.5502	0.7298	0.7187	0.98	0
2/25/2016	1,951.70	195.78	27.38	0.0177	0.0242	0.0015	0.5690	0.5514	0.7312	0.7195	0.98	0
2/24/2016	1,929.80	194.96	27.31	0.0015	0.0381	0.0175	0.5675	0.5520	0.7302	0.7198	0.99	0
2/23/2016	1,921.27	192.74	27.04	0.0136	0.0209	0.0078	0.5659	0.5509	0.7291	0.7191	0.99	0
2/22/2016	1,945.50	192.45	27.00	0.0433	0.0247	0.0143	0.5648	0.5510	0.7284	0.7191	0.99	0
2/19/2016	1,917.78	190.79	26.98	0.0485	0.0217	0.0208	0.5650	0.5535	0.7285	0.7208	0.99	0
2/18/2016	1,917.83	191.16	27.34	0.0356	0.0074	0.0259	0.5667	0.5549	0.7297	0.7218	0.99	0
2/17/2016	1,926.83	187.80	26.84	0.0403	(0.0127)	(0.0376)	0.5683	0.5511	0.7307	0.7192	0.98	0
2/16/2016	1,895.58	188.80	26.83	0.0227	(0.0038)	(0.0707)	0.5749	0.5616	0.7352	0.7263	0.99	0
2/12/2016	1,864.78	187.81	26.62	(0.0081)	(0.0084)	(0.0623)	0.5769	0.5722	0.7366	0.7333	1.00	0
2/11/2016	1,829.08	186.73	26.43	(0.0451)	(0.0162)	(0.0723)	0.5771	0.5699	0.7367	0.7319	0.99	0
2/10/2016	1,851.86	189.76	26.65	(0.0317)	(0.0063)	(0.0851)	0.5775	0.5570	0.7369	0.7232	0.98	0
2/9/2016	1,852.21	190.21	27.89	(0.0267)	0.0114	(0.0248)	0.5762	0.5425	0.7361	0.7135	0.97	0
2/8/2016	1,853.44	189.52	28.87	(0.0443)	0.0116	0.0205	0.5779	0.5370	0.7372	0.7098	0.96	0
2/5/2016	1,880.05	189.41	28.39	(0.0310)	0.0210	0.0198	0.5871	0.5479	0.7433	0.7171	0.96	0
2/4/2016	1,915.45	189.80	28.49	0.0117	0.0525	0.0591	0.5944	0.5546	0.7482	0.7216	0.96	0
2/3/2016	1,912.53	190.97	29.13	0.0157	0.0795	0.1059	0.5901	0.5531	0.7454	0.7205	0.97	0
2/2/2016	1,903.03	188.06	28.60	(0.0003)	0.0613	0.0821	0.5830	0.5452	0.7406	0.7153	0.97	0
2/1/2016	1,939.38	187.35	28.29	0.0332	0.0714	0.0839	0.5823	0.5441	0.7402	0.7146	0.97	0
1/29/2016	1,940.24	185.52	27.84	0.0175	0.0451	0.0490	0.5719	0.5306	0.7331	0.7055	0.96	0
1/28/2016	1,893.36	180.33	26.90	0.0130	0.0447	0.0295	0.5681	0.5269	0.7306	0.7030	0.96	0
1/27/2016	1,882.95	176.90	26.34	0.0127	0.0137	(0.0208)	0.5655	0.5253	0.7289	0.7020	0.96	0
1/26/2016	1,903.63	177.19	26.43	0.0119	(0.0057)	(0.0211)	0.5644	0.5259	0.7282	0.7024	0.96	0
1/25/2016	1,877.08	174.86	26.10	(0.0017)	(0.0080)	(0.0011)	0.5647	0.5273	0.7283	0.7033	0.97	0
1/22/2016	1,906.90	177.51	26.54	(0.0078)	(0.0042)	(0.0163)	0.5645	0.5275	0.7282	0.7035	0.97	0
1/21/2016	1,868.99	172.62	26.13	(0.0113)	(0.0152)	(0.0099)	0.5645	0.5269	0.7282	0.7030	0.97	0
1/20/2016	1,859.33	174.51	26.90	(0.0409)	(0.0130)	0.0041	0.5639	0.5267	0.7278	0.7029	0.97	0
1/19/2016	1,881.33	178.21	27.00	(0.0220)	(0.0014)	0.0075	0.5666	0.5333	0.7296	0.7073	0.97	0
1/15/2016	1,880.33	176.27	26.13	(0.0217)	(0.0083)	(0.0038)	0.5696	0.5384	0.7316	0.7108	0.97	0
1/14/2016	1,921.84	178.26	26.98	(0.0109)	0.0042	0.0212	0.5705	0.5399	0.7323	0.7117	0.97	0
1/13/2016	1,890.28	175.29	26.39	(0.0502)	(0.0222)	(0.0105)	0.5753	0.5550	0.7354	0.7219	0.98	0
1/12/2016	1,938.68	176.82	26.79	(0.0387)	(0.0139)	0.0041	0.5809	0.5753	0.7392	0.7355	0.99	0
1/11/2016	1,923.67	178.46	26.80	(0.0442)	(0.0010)	0.0140	0.5873	0.5991	0.7435	0.7514	1.01	1
1/8/2016	1,922.03	177.74	26.23	(0.0596)	(0.0107)	(0.0150)	0.5966	0.6237	0.7497	0.7679	1.02	1
1/7/2016	1,943.09	177.51	26.42	(0.0583)	(0.0271)	(0.0262)	0.6080	0.6486	0.7573	0.7845	1.04	1
1/6/2016	1,990.26	179.27	26.67	(0.0424)	(0.0175)	(0.0259)	0.6097	0.6516	0.7585	0.7865	1.04	1
1/5/2016	2,016.71	179.32	26.68	(0.0193)	(0.0126)	(0.0184)	0.6113	0.6512	0.7596	0.7863	1.04	1
1/4/2016	2,012.66	178.65	26.43	(0.0234)	(0.0099)	(0.0193)	0.6123	0.6532	0.7603	0.7876	1.04	1
12/31/2015	2,043.94	179.66	26.63	(0.0099)	(0.0060)	(0.0148)	0.6133	0.6546	0.7609	0.7886	1.04	1
12/30/2015	2,063.36	182.45	27.13	0.0120	0.0228	0.0116	0.6133	0.6562	0.7609	0.7897	1.04	0
12/29/2015	2,078.36	182.46	27.38	0.0283	0.0335	0.0274	0.6114	0.6588	0.7596	0.7914	1.04	0
12/28/2015	2,056.50	181.60	27.18	0.0254	0.0282	0.0241	0.6080	0.6577	0.7574	0.7906	1.04	0
12/24/2015	2,060.99	180.44	26.95	0.0094	0.0103	0.0113	0.6051	0.6562	0.7554	0.7896	1.05	0
12/23/2015	2,064.29	180.75	27.03	(0.0042)	0.0254	0.0173	0.6045	0.6534	0.7550	0.7878	1.04	0
12/22/2015	2,038.97	178.38	26.82	(0.0022)	0.0363	0.0315	0.6052	0.6526	0.7555	0.7872	1.04	0
12/21/2015	2,021.15	176.54	26.65	(0.0004)	0.0366	0.0443	0.6036	0.6485	0.7544	0.7845	1.04	0
12/18/2015	2,005.55	176.61	26.54	(0.0034)	0.0384	0.0416	0.6014	0.6453	0.7530	0.7823	1.04	0
12/17/2015	2,041.89	178.60	26.65	(0.0050)	0.0490	0.0317	0.6011	0.6453	0.7527	0.7823	1.04	0
12/16/2015	2,073.07	176.28	26.57	0.0124	0.0164	0.0030	0.6032	0.6465	0.7541	0.7832	1.04	0
12/15/2015	2,043.41	172.14	26.00	(0.0098)	(0.0105)	(0.0211)	0.6033	0.6464	0.7542	0.7831	1.04	0
12/14/2015	2,021.94	170.31	25.52	(0.0265)	(0.0201)	(0.0333)	0.6030	0.6457	0.7540	0.7826	1.04	0
12/11/2015	2,012.37	170.08	25.48	(0.0379)	(0.0175)	(0.0279)	0.6025	0.6430	0.7537	0.7808	1.04	0
12/10/2015	2,052.23	170.26	25.83	0.0013	(0.0011)	0.0066	0.6041	0.6421	0.7548	0.7802	1.03	0
12/9/2015	2,047.62	173.42	26.49	(0.0153)	(0.0012)	0.0026	0.6041	0.6421	0.7547	0.7802	1.03	0
12/8/2015	2,063.59	173.97	26.56	(0.0186)	(0.0168)	(0.0115)	0.6043	0.6438	0.7549	0.7814	1.04	0
12/7/2015	2,077.07	173.80	26.40	(0.0016)	(0.0128)	(0.0086)	0.6043	0.6439	0.7549	0.7814	1.04	0
12/4/2015	2,091.69	173.12	26.21	0.0008	(0.0110)	(0.0135)	0.6043	0.6437	0.7548	0.7813	1.04	0
12/3/2015	2,049.62	170.44	25.66	(0.0188)	(0.0216)	(0.0302)	0.6045	0.6443	0.7550	0.7817	1.04	0
12/2/2015	2,079.51	173.64	26.42	(0.0046)	(0.0062)	(0.0038)	0.6034	0.6427	0.7543	0.7806	1.03	0
12/1/2015	2,102.63	176.95	26.87	0.0077	0.0105	0.0151	0.6039	0.6447	0.7546	0.7819	1.04	0
11/30/2015	2,080.41	176.05	26.63	(0.0042)	(0.0004)	0.0030	0.6042	0.6457	0.7548	0.7826	1.04	0
11/27/2015	2,090.11	175.05	26.57	0.0043	(0.0017)	0.0161	0.6045	0.6464	0.7550	0.7831	1.04	0
11/25/2015	2,088.87	174.20	26.46	0.0025	0.0057	0.0138	0.6042	0.6448	0.7548	0.7820	1.04	0
11/24/2015	2,089.14	174.72	26.52	0.0189	0.0143	0.0259	0.6038	0.6442	0.7545	0.7816	1.04	0
11/23/2015	2,086.59	175.11	26.47	0.0163	(0.0070)	0.0080	0.6037	0.6454				



Docket No. EL18-  
Volume 4A  
Section 6

11/2/2015	2,104.05	178.22	27.67	0.0159	(0.0151)	(0.0160)	0.6126	0.6661	0.7605	0.7963	1.05
10/30/2015	2,079.36	178.17	27.44	0.0020	(0.0110)	(0.0314)	0.6150	0.6696	0.7621	0.7986	1.05
10/29/2015	2,089.41	177.14	27.78	0.0180	(0.0321)	(0.0270)	0.6161	0.6708	0.7628	0.7995	1.05
10/28/2015	2,090.35	179.16	27.94	0.0354	(0.0111)	(0.0068)	0.6214	0.6750	0.7663	0.8023	1.05
10/27/2015	2,065.89	180.57	27.64	0.0173	(0.0101)	(0.0216)	0.6275	0.6814	0.7704	0.8065	1.05
10/26/2015	2,071.18	180.95	28.12	0.0184	(0.0050)	0.0111	0.6267	0.6851	0.7699	0.8090	1.05
10/23/2015	2,075.15	180.16	28.33	0.0207	(0.0083)	0.0125	0.6270	0.6851	0.7701	0.8090	1.05
10/22/2015	2,052.51	183.00	28.55	0.0142	0.0076	0.0189	0.6293	0.6851	0.7716	0.8090	1.05
10/21/2015	2,018.94	181.18	28.13	0.0124	0.0132	0.0304	0.6292	0.6842	0.7716	0.8084	1.05
10/20/2015	2,030.77	182.40	28.25	0.0135	0.0202	0.0310	0.6288	0.6825	0.7713	0.8073	1.05
10/19/2015	2,033.66	181.86	27.81	0.0080	0.0169	0.0105	0.6279	0.6810	0.7707	0.8062	1.05
10/16/2015	2,033.11	181.66	27.98	0.0090	0.0243	0.0175	0.6271	0.6793	0.7701	0.8051	1.05
10/15/2015	2,023.86	181.63	28.02	0.0052	0.0211	0.0178	0.6257	0.6768	0.7692	0.8034	1.04
10/14/2015	1,994.24	178.83	27.30	(0.0008)	0.0215	0.0037	0.6250	0.6729	0.7688	0.8008	1.04
10/13/2015	2,003.69	178.80	27.40	0.0120	0.0224	0.0332	0.6243	0.6681	0.7683	0.7976	1.04
10/12/2015	2,017.46	178.83	27.52	0.0153	0.0144	0.0269	0.6228	0.6652	0.7673	0.7957	1.04
10/9/2015	2,014.89	177.35	27.50	0.0326	0.0189	0.0589	0.6224	0.6635	0.7670	0.7945	1.04
10/8/2015	2,013.43	177.88	27.53	0.0466	0.0364	0.0725	0.6225	0.6559	0.7671	0.7894	1.03
10/7/2015	1,995.83	175.07	27.20	0.0395	0.0076	0.0437	0.6202	0.6440	0.7655	0.7815	1.02
10/6/2015	1,979.92	174.88	26.52	0.0509	0.0239	0.0263	0.6241	0.6383	0.7681	0.7776	1.01
10/5/2015	1,987.05	176.29	26.80	0.0560	0.0308	0.0268	0.6265	0.6404	0.7698	0.7791	1.01
10/2/2015	1,951.36	174.06	25.97	0.0104	0.0180	(0.0076)	0.6282	0.6421	0.7709	0.7802	1.01
10/1/2015	1,923.82	171.63	25.67	(0.0044)	0.0137	(0.0135)	0.6274	0.6427	0.7704	0.7806	1.01
9/30/2015	1,920.03	173.74	26.06	(0.0097)	0.0401	0.0180	0.6280	0.6424	0.7708	0.7804	1.01
9/29/2015	1,884.09	170.80	25.84	(0.0302)	0.0257	0.0165	0.6313	0.6444	0.7730	0.7817	1.01
9/28/2015	1,881.77	171.02	26.10	(0.0433)	0.0181	0.0097	0.6407	0.6517	0.7792	0.7867	1.01
9/25/2015	1,931.34	170.98	26.17	(0.0136)	0.0237	0.0112	0.6551	0.6638	0.7889	0.7947	1.01
9/24/2015	1,932.24	169.31	26.02	(0.0291)	0.0044	0.0039	0.6595	0.6670	0.7918	0.7969	1.01
9/23/2015	1,938.76	167.04	25.60	(0.0283)	0.0020	(0.0089)	0.6655	0.6730	0.7959	0.8009	1.01
9/22/2015	1,942.74	166.52	25.42	(0.0179)	0.0115	(0.0035)	0.6709	0.6765	0.7995	0.8033	1.00
9/21/2015	1,966.97	167.98	25.85	0.0071	0.0254	0.0221	0.6773	0.6821	0.8038	0.8070	1.00
9/18/2015	1,958.03	167.02	25.88	(0.0015)	0.0195	0.0145	0.6831	0.6911	0.8076	0.8130	1.00
9/17/2015	1,990.20	168.57	25.92	0.0194	0.0375	0.0149	0.6847	0.6927	0.8088	0.8141	1.01
9/16/2015	1,995.31	166.70	25.83	0.0274	0.0182	0.0145	0.6819	0.6935	0.8069	0.8146	1.01
9/15/2015	1,978.09	164.63	25.51	0.0044	(0.0032)	(0.0124)	0.6819	0.6956	0.8069	0.8161	1.01
9/14/2015	1,953.03	163.82	25.29	0.0166	0.0127	(0.0004)	0.6795	0.6948	0.8052	0.8155	1.01
9/11/2015	1,961.05	163.83	25.51	0.0051	0.0005	0.0031	0.6783	0.6998	0.8045	0.8189	1.02
9/10/2015	1,952.29	162.47	25.54	0.0018	(0.0015)	0.0051	0.6802	0.7060	0.8058	0.8230	1.02
9/9/2015	1,942.04	163.71	25.46	0.0147	0.0035	0.0095	0.6810	0.7083	0.8062	0.8246	1.02
9/8/2015	1,969.41	165.17	25.83	(0.0014)	(0.0175)	0.0008	0.6819	0.7100	0.8069	0.8257	1.02
9/4/2015	1,921.22	161.76	25.30	(0.0340)	(0.0510)	(0.0201)	0.6817	0.7062	0.8067	0.8231	1.02
9/3/2015	1,951.13	163.74	25.43	(0.0184)	(0.0401)	(0.0097)	0.6770	0.7091	0.8036	0.8251	1.03
9/2/2015	1,948.86	162.72	25.41	0.0043	(0.0322)	(0.0140)	0.6739	0.7103	0.8015	0.8259	1.03
9/1/2015	1,913.85	163.13	25.22	0.0248	(0.0174)	0.0129	0.6746	0.7110	0.8020	0.8264	1.03
8/31/2015	1,972.18	168.10	25.81	0.0417	(0.0180)	0.0110	0.6802	0.7144	0.8058	0.8286	1.03
8/28/2015	1,988.87	170.46	25.82	0.0091	(0.0461)	(0.0330)	0.6928	0.7193	0.8142	0.8319	1.02
8/27/2015	1,987.66	170.59	25.68	(0.0236)	(0.0584)	(0.0482)	0.6954	0.7219	0.8159	0.8337	1.02
8/26/2015	1,940.51	168.14	25.77	(0.0669)	(0.0808)	(0.0550)	0.6882	0.7186	0.8111	0.8315	1.03
8/25/2015	1,867.61	166.02	24.90	(0.1094)	(0.0923)	(0.0886)	0.6704	0.7161	0.7991	0.8298	1.04
8/24/2015	1,893.21	171.19	25.53	(0.0995)	(0.0730)	(0.0803)	0.6527	0.7063	0.7873	0.8232	1.05
8/21/2015	1,970.89	178.69	26.70	(0.0577)	(0.0212)	(0.0403)	0.6449	0.6966	0.7821	0.8167	1.04
8/20/2015	2,035.73	181.17	26.98	(0.0229)	(0.0027)	(0.0221)	0.6517	0.6944	0.7866	0.8153	1.04
8/19/2015	2,079.61	182.91	27.27	(0.0031)	0.0083	(0.0242)	0.6545	0.6934	0.7885	0.8146	1.03
8/18/2015	2,096.92	182.90	27.32	0.0062	0.0195	(0.0309)	0.6564	0.6951	0.7898	0.8157	1.03
8/17/2015	2,102.44	184.67	27.76	(0.0008)	0.0333	(0.0079)	0.6600	0.7011	0.7922	0.8197	1.03
8/14/2015	2,091.54	182.56	27.82	0.0067	0.0206	(0.0014)	0.6647	0.7054	0.7953	0.8226	1.03
8/13/2015	2,083.39	181.67	27.59	(0.0001)	0.0259	(0.0150)	0.6638	0.7052	0.7947	0.8225	1.03
8/12/2015	2,086.05	181.40	27.95	(0.0066)	0.0256	0.0052	0.6636	0.7055	0.7946	0.8227	1.04
8/11/2015	2,084.07	179.41	28.19	(0.0044)	0.0236	0.0071	0.6655	0.7083	0.7959	0.8246	1.04
8/10/2015	2,104.18	178.71	27.98	0.0029	0.0074	0.0866	0.6663	0.7106	0.7964	0.8261	1.04
8/7/2015	2,077.57	178.88	27.86	(0.0125)	0.0092	0.0748	0.6642	0.7135	0.7950	0.8280	1.04
8/6/2015	2,083.56	177.09	28.01	(0.0119)	0.0091	0.0848	0.6654	0.7289	0.7958	0.8384	1.05
8/5/2015	2,099.84	176.88	27.80	(0.0041)	0.0157	0.0771	0.6623	0.7417	0.7938	0.8470	1.07
8/4/2015	2,093.32	175.26	27.99	0.0000	0.0109	0.0866	0.6612	0.7448	0.7930	0.8490	1.07
8/3/2015	2,098.04	177.40	25.75	0.0147	0.0318	(0.0054)	0.6582	0.7446	0.7910	0.8489	1.07
7/31/2015	2,103.84	177.24	25.92	0.0116	0.0500	0.0205	0.6529	0.7430	0.7874	0.8478	1.08
7/30/2015	2,108.63	175.50	25.82	0.0031	0.0415	0.0062	0.6523	0.7454	0.7870	0.8494	1.08
7/29/2015	2,108.57	174.14	25.81	(0.0026)	0.0233	(0.0186)	0.6536	0.7530	0.7879	0.8545	1.08
7/28/2015	2,093.25	173.37	25.76	(0.0122)	0.0186	(0.0257)	0.6545	0.7549	0.7885	0.8558	1.09
7/27/2015	2,067.64	171.93	25.89	(0.0285)	(0.0038)	(0.0318)	0.6577	0.7546	0.7907	0.8556	1.08
7/24/2015	2,079.65	168.81	25.40	(0.0221)	(0.0297)	(0.0613)	0.6629	0.7560	0.7941	0.8565	1.08
7/23/2015	2,102.15	168.51	25.66	(0.0104)	(0.0446)	(0.0628)	0.6598	0.7470	0.7921	0.8505	1.07
7/22/2015	2,114.15	170.17	26.30	0.0032	(0.0220)	(0.0327)	0.6556	0.7410	0.7892	0.8465	1.07
7/21/2015	2,119.21	170.21	26.44	0.0049	(0.0211)	(0.0265)	0.6567	0.7413	0.7900	0.8467	1.07
7/20/2015	2,128.28	172.59	26.74	0.0137	(0.0104)	(0.0176)	0.6638	0.7476	0.7948	0.8509	1.07
7/17/2015	2,126.64	173.97	27.06	0.0241	(0.0012)	(0.0026)	0.6713	0.7527	0.7998	0.8543	1.07
7/16/2015	2,124.29	176.38	27.38	0.0356	0.0206	0.0232	0.6837	0.7668	0.8081	0.8637	1.07
7/15/2015	2,107.40	174.00	27.19	0.0297	(0.0065)	0.0052	0.6904	0.7719	0.8126	0.8672	1.07
7/14/2015	2,108.96	173.87	27.16	0.0133	(0.0148)	(0.0073)	0.7011	0.7800	0.8197	0.8726	1.06
7/13/2015	2,099.60	174.40	27.22	0.0149	0.0091	0.0063	0.7037	0.7810	0.8215	0.8733	1.06
7/10/2015	2,076.62	174.18	27.13	(0.0001)	0.0103	0.0033	0.7039	0.7817	0.8216	0.8738	1.06
7/9/2015	2,051.31	172.82	26.76	(0.0126)	0.0206	0.0011	0.7040	0.7878	0.8217	0.8778	1.07
7/8/2015	2,046.68	175.14	27.05	(0.0080)	0.0390	0.0169	0.7086	0.7963	0.8247	0.8835	1.07
7/7/2015	2,081.34	176.49	27.36	0.0115	0.0441	0.0198	0.7128	0.8023	0.8276	0.8875	1.07
7/6/2015	2,068.76	172.84	27.05	(0.0156)	0.0133	(0.0015)	0.7098	0.8008	0.8256	0.8865	1.07
7/2/2015	2,076.78	172.41	27.04	(0.0121)	0.0200	0.0015	0.7136	0.8005	0.8281	0.8863	1.07
7/1/2015	2,077.42	169.34	26.73	(0.0148)	(0.0082)	(0.0082)	0.7174	0.8016	0.8306	0.8871	1.07
6/30/2015	2,063.11	168.57	26.60	(0.0288)	(0.0187)	(0.0242)	0.7184	0.8015	0.8314	0.8870	1.07
6/29/2015	2,057.64	169.04	26.83	(0.0307							

Docket No. EL18-  
Volume 4A  
Section 6

6/12/2015	2,094.11	171.04	26.92	0.0006	(0.0134)	0.0155	0.7203	0.8128	0.8326	0.8945	1.07
6/11/2015	2,108.86	173.31	27.06	0.0062	(0.0090)	0.0234	0.7230	0.8176	0.8344	0.8978	1.08
6/10/2015	2,105.20	171.87	27.00	(0.0042)	(0.0250)	0.0011	0.7303	0.8246	0.8393	0.9025	1.08
6/9/2015	2,080.15	170.58	26.17	(0.0140)	(0.0414)	(0.0293)	0.7352	0.8266	0.8426	0.9038	1.07
6/8/2015	2,079.28	172.61	26.33	(0.0154)	(0.0443)	(0.0313)	0.7379	0.8316	0.8444	0.9072	1.07
6/5/2015	2,092.83	173.37	26.51	(0.0069)	(0.0400)	(0.0189)	0.7365	0.8333	0.8434	0.9083	1.08
6/4/2015	2,095.84	174.89	26.44	(0.0118)	(0.0359)	(0.0361)	0.7364	0.8360	0.8434	0.9101	1.08
6/3/2015	2,114.07	176.28	26.97	(0.0044)	(0.0253)	(0.0026)	0.7330	0.8337	0.8411	0.9086	1.08
6/2/2015	2,109.60	177.94	26.96	0.0026	(0.0072)	0.0052	0.7316	0.8361	0.8402	0.9102	1.08
6/1/2015	2,111.73	180.62	27.18	(0.0067)	(0.0022)	0.0074	0.7319	0.8373	0.8404	0.9110	1.08
5/29/2015	2,107.39	180.58	27.02	(0.0110)	(0.0052)	(0.0041)	0.7331	0.8401	0.8412	0.9128	1.09
5/28/2015	2,120.79	181.40	27.43	(0.0024)	(0.0009)	0.0111	0.7353	0.8446	0.8426	0.9159	1.09
5/27/2015	2,123.48	180.87	27.04	(0.0020)	(0.0022)	0.0015	0.7368	0.8471	0.8436	0.9175	1.09
5/26/2015	2,104.20	179.23	26.82	(0.0117)	(0.0132)	(0.0067)	0.7405	0.8510	0.8461	0.9202	1.09
5/22/2015	2,126.06	181.02	26.98	0.0016	0.0027	0.0004	0.7377	0.8511	0.8443	0.9202	1.09
5/21/2015	2,130.82	181.53	27.13	0.0046	0.0142	0.0030	0.7380	0.8499	0.8445	0.9194	1.09
5/20/2015	2,125.85	181.56	27.13	0.0130	0.0251	0.0138	0.7375	0.8469	0.8441	0.9175	1.09
5/19/2015	2,127.83	181.26	27.00	0.0137	0.0166	(0.0142)	0.7383	0.8457	0.8447	0.9166	1.09
5/18/2015	2,129.20	181.64	27.00	0.0113	0.0135	(0.0256)	0.7418	0.8517	0.8470	0.9206	1.09
5/15/2015	2,122.73	180.53	26.97	0.0031	0.0034	(0.0274)	0.7415	0.8539	0.8468	0.9221	1.09
5/14/2015	2,121.10	178.99	27.05	0.0159	(0.0043)	(0.0189)	0.7424	0.8553	0.8474	0.9231	1.09
5/13/2015	2,098.48	177.11	26.76	0.0088	(0.0178)	(0.0381)	0.7439	0.8585	0.8484	0.9252	1.09
5/12/2015	2,099.12	178.30	27.39	0.0046	(0.0158)	(0.0308)	0.7444	0.8608	0.8487	0.9267	1.09
5/11/2015	2,105.33	179.22	27.71	(0.0043)	(0.0311)	(0.0704)	0.7446	0.8615	0.8489	0.9272	1.09
5/8/2015	2,116.10	179.92	27.73	0.0037	(0.0171)	(0.0679)	0.7430	0.8577	0.8478	0.9247	1.09
5/7/2015	2,088.00	179.76	27.57	0.0012	(0.0197)	(0.0782)	0.7429	0.8578	0.8478	0.9247	1.09
5/6/2015	2,080.15	180.33	27.82	(0.0127)	(0.0348)	(0.1092)	0.7427	0.8568	0.8476	0.9240	1.09
5/5/2015	2,089.46	181.17	28.26	(0.0120)	(0.0346)	(0.1152)	0.7394	0.8454	0.8454	0.9164	1.08
5/4/2015	2,114.49	184.96	29.81	0.0026	(0.0049)	(0.0482)	0.7365	0.8279	0.8435	0.9047	1.07
5/1/2015	2,108.29	183.04	29.75	(0.0044)	(0.0278)	(0.0556)	0.7366	0.8250	0.8435	0.9028	1.07
4/30/2015	2,085.51	183.36	29.91	(0.0130)	(0.0202)	(0.0444)	0.7371	0.8230	0.8439	0.9014	1.07
4/29/2015	2,106.85	186.83	31.23	(0.0005)	0.0034	(0.0060)	0.7365	0.8191	0.8435	0.8988	1.07
4/28/2015	2,114.76	187.65	31.94	0.0083	0.0086	0.0098	0.7388	0.8229	0.8450	0.9013	1.07
4/27/2015	2,108.92	185.87	31.32	0.0041	(0.0117)	(0.0234)	0.7393	0.8237	0.8453	0.9019	1.07
4/24/2015	2,117.69	188.27	31.50	0.0175	0.0139	0.0041	0.7448	0.8307	0.8490	0.9066	1.07
4/23/2015	2,112.93	187.15	31.30	0.0038	0.0064	(0.0163)	0.7462	0.8333	0.8499	0.9083	1.07
4/22/2015	2,107.96	186.19	31.42	0.0006	(0.0040)	(0.0166)	0.7493	0.8368	0.8520	0.9107	1.07
4/21/2015	2,097.29	186.06	31.63	0.0007	(0.0040)	(0.0060)	0.7496	0.8372	0.8522	0.9109	1.07
4/20/2015	2,100.40	188.06	32.07	0.0038	0.0127	0.0146	0.7504	0.8383	0.8528	0.9117	1.07
4/17/2015	2,081.18	185.68	31.37	(0.0099)	(0.0094)	(0.0166)	0.7501	0.8378	0.8526	0.9113	1.07
4/16/2015	2,104.99	185.96	31.82	0.0066	0.0032	0.0114	0.7505	0.8348	0.8529	0.9093	1.07
4/15/2015	2,106.63	186.94	31.95	0.0119	0.0022	-	0.7506	0.8305	0.8529	0.9064	1.06
4/14/2015	2,095.84	186.80	31.82	0.0094	(0.0027)	(0.0062)	0.7512	0.8295	0.8533	0.9058	1.06
4/13/2015	2,092.43	185.71	31.61	0.0057	(0.0234)	(0.0271)	0.7507	0.8259	0.8530	0.9033	1.06
4/10/2015	2,102.06	187.45	31.90	0.0170	(0.0047)	(0.0139)	0.7490	0.8207	0.8519	0.8999	1.06
4/9/2015	2,091.18	185.36	31.46	0.0153	(0.0148)	(0.0236)	0.7497	0.8205	0.8523	0.8997	1.06
4/8/2015	2,081.90	186.53	31.95	0.0068	(0.0059)	(0.0068)	0.7504	0.8209	0.8528	0.9000	1.06
4/7/2015	2,076.33	187.31	32.02	(0.0047)	0.0019	(0.0081)	0.7476	0.8160	0.8509	0.8967	1.05
4/6/2015	2,080.62	190.15	32.49	0.0095	0.0280	0.0207	0.7460	0.8131	0.8498	0.8948	1.05
4/2/2015	2,066.96	188.33	32.35	0.0053	0.0226	0.0003	0.7433	0.8098	0.8480	0.8926	1.05
4/1/2015	2,059.69	188.14	32.22	(0.0007)	0.0115	(0.0254)	0.7419	0.8080	0.8471	0.8914	1.05
3/31/2015	2,067.89	187.63	32.17	(0.0113)	(0.0025)	(0.0049)	0.7431	0.8056	0.8479	0.8897	1.05
3/30/2015	2,086.24	186.96	32.28	(0.0086)	(0.0151)	0.0037	0.7439	0.8052	0.8484	0.8895	1.05
3/27/2015	2,061.02	184.98	31.83	(0.0223)	(0.0269)	(0.0185)	0.7432	0.8064	0.8479	0.8903	1.05
3/26/2015	2,056.15	184.17	32.34	(0.0159)	(0.0177)	0.0103	0.7422	0.8056	0.8473	0.8898	1.05
3/25/2015	2,061.05	186.00	33.06	(0.0183)	(0.0193)	0.0129	0.7422	0.8094	0.8473	0.8923	1.05
3/24/2015	2,091.50	188.10	32.33	0.0083	0.0164	0.0116	0.7408	0.8136	0.8464	0.8951	1.06
3/23/2015	2,104.42	189.83	32.16	0.0112	0.0257	(0.0053)	0.7427	0.8159	0.8476	0.8966	1.06
3/20/2015	2,108.10	190.08	32.43	0.0266	0.0430	0.0019	0.7439	0.8201	0.8484	0.8995	1.06
3/19/2015	2,089.27	187.49	32.01	0.0113	0.0166	(0.0297)	0.7393	0.8235	0.8453	0.9017	1.07
3/18/2015	2,099.50	189.66	32.64	0.0290	0.0473	0.0200	0.7393	0.8262	0.8453	0.9036	1.07
3/17/2015	2,074.28	185.06	31.96	0.0147	0.0166	0.0003	0.7295	0.8272	0.8387	0.9042	1.08
3/16/2015	2,081.19	185.06	32.33	0.0008	0.0133	0.0176	0.7255	0.8326	0.8361	0.9078	1.09
3/13/2015	2,053.40	182.25	32.37	(0.0086)	0.0027	0.0270	0.7253	0.8377	0.8359	0.9112	1.09
3/12/2015	2,065.95	184.42	32.99	(0.0167)	(0.0136)	0.0173	0.7262	0.8409	0.8365	0.9134	1.09
3/11/2015	2,040.24	181.08	32.00	(0.0278)	(0.0239)	(0.0047)	0.7270	0.8478	0.8371	0.9181	1.10
3/10/2015	2,044.16	182.04	31.95	(0.0302)	(0.0294)	(0.0139)	0.7258	0.8528	0.8363	0.9214	1.10
3/9/2015	2,079.43	182.64	31.77	(0.0179)	(0.0178)	(0.0234)	0.7240	0.8568	0.8351	0.9241	1.11
3/6/2015	2,071.26	181.76	31.52	(0.0158)	(0.0431)	(0.0367)	0.7246	0.8581	0.8355	0.9249	1.11
3/5/2015	2,101.04	186.95	32.43	(0.0046)	(0.0167)	(0.0188)	0.7197	0.8549	0.8322	0.9228	1.11
3/4/2015	2,098.53	185.52	32.15	(0.0073)	(0.0351)	(0.0219)	0.7186	0.8539	0.8315	0.9221	1.11
3/3/2015	2,107.78	187.56	32.40	(0.0036)	(0.0374)	(0.0203)	0.7151	0.8523	0.8291	0.9211	1.11
3/2/2015	2,117.39	185.95	32.53	0.0037	(0.0398)	0.0046	0.7129	0.8513	0.8276	0.9204	1.11
2/27/2015	2,104.50	189.94	32.72	(0.0027)	(0.0144)	0.0093	0.7127	0.8520	0.8275	0.9209	1.11
2/26/2015	2,110.74	190.12	33.05	0.0063	(0.0133)	0.0204	0.7126	0.8522	0.8274	0.9210	1.11
2/25/2015	2,113.86	192.26	32.87	0.0068	(0.0034)	0.0314	0.7131	0.8518	0.8277	0.9207	1.11
2/24/2015	2,115.48	194.85	33.07	0.0072	0.0334	0.0582	0.7141	0.8518	0.8284	0.9207	1.11
2/23/2015	2,109.66	193.65	32.38	0.0060	0.0225	0.0355	0.7131	0.8501	0.8278	0.9196	1.11
2/20/2015	2,110.30	192.72	32.42	0.0104	0.0029	0.0368	0.7133	0.8497	0.8279	0.9193	1.11
2/19/2015	2,097.45	192.69	32.39	0.0140	0.0062	0.0365	0.7134	0.8478	0.8279	0.9180	1.11
2/18/2015	2,099.68	192.91	31.87	0.0150	(0.0124)	0.0156	0.7135	0.8457	0.8280	0.9166	1.11
2/17/2015	2,100.34	188.54	31.25	0.0262	(0.0176)	0.0087	0.7118	0.8445	0.8269	0.9158	1.11
2/13/2015	2,096.99	189.39	31.27	0.0202	(0.0275)	0.0058	0.7183	0.8465	0.8313	0.9172	1.10
2/12/2015	2,088.48	192.16	31.27	0.0126	(0.0517)	(0.0280)	0.7228	0.8472	0.8343	0.9176	1.10
2/11/2015	2,068.53	191.49	31.25	0.0132	(0.0465)	(0.0057)	0.7262	0.8491	0.8365	0.9189	1.10
2/10/2015	2,068.59	195.33	31.38	0.0091	(0.0419)	(0.0132)	0.7316	0.8508	0.8402	0.9200	1.10
2/9/2015	2,046.74	191.92	30.98	0.0128	(0.0525)	(0.0090)	0.7346	0.8534	0.8422	0.9218	1.09
2/6/2015	2,055.47	194.75	31.09	0.0303	(0.0349)	0.0055	0.7396	0.8556	0.8455	0.9233	1.09
2/5/2015	2,062.52	202.65	32.17	0.0204	(0.0198)	0.0113	0.7				

Docket No. EL18-  
Volume 4A  
Section 6

1/21/2015	2,032.12	204.13	31.68	0.0045	0.0337	0.0180	0.7657	0.8850	0.8630	0.9430	1.09
1/20/2015	2,022.55	203.04	31.73	(0.0028)	0.0345	0.0262	0.7649	0.8833	0.8625	0.9418	1.09
1/16/2015	2,019.42	202.91	31.75	(0.0124)	0.0294	0.0252	0.7661	0.8817	0.8633	0.9407	1.09
1/15/2015	1,992.67	199.87	31.24	(0.0337)	(0.0039)	0.0022	0.7706	0.8842	0.8663	0.9424	1.09
1/14/2015	2,011.27	199.48	31.41	(0.0072)	0.0044	0.0083	0.7774	0.8964	0.8709	0.9506	1.09
1/13/2015	2,023.03	197.46	31.12	0.0102	0.0073	0.0074	0.7782	0.8973	0.8714	0.9512	1.09
1/12/2015	2,028.26	196.27	30.92	0.0038	(0.0055)	0.0023	0.7783	0.8982	0.8714	0.9518	1.09
1/9/2015	2,044.81	197.10	30.97	(0.0065)	(0.0137)	(0.0010)	0.7784	0.8983	0.8716	0.9519	1.09
1/8/2015	2,062.14	200.65	31.17	0.0016	0.0071	0.0068	0.7779	0.8990	0.8712	0.9523	1.09
1/7/2015	2,025.90	198.61	31.15	(0.0262)	(0.0209)	(0.0201)	0.7782	0.8993	0.8714	0.9525	1.09
1/6/2015	2,002.61	196.04	30.89	(0.0421)	(0.0570)	(0.0504)	0.7779	0.9004	0.8712	0.9533	1.09
1/5/2015	2,020.58	197.35	30.85	(0.0326)	(0.0281)	(0.0259)	0.7685	0.8964	0.8649	0.9506	1.10
1/2/2015	2,058.20	199.84	31.00	(0.0114)	(0.0045)	(0.0124)	0.7675	0.8984	0.8642	0.9519	1.10
12/31/2014	2,058.90	199.24	30.96	(0.0112)	0.0054	(0.0093)	0.7679	0.8982	0.8645	0.9518	1.10
12/30/2014	2,080.35	202.84	31.79	0.0009	0.0288	0.0192	0.7691	0.8980	0.8653	0.9516	1.10
12/29/2014	2,090.57	207.90	32.53	0.0096	0.0617	0.0589	0.7701	0.8992	0.8660	0.9525	1.10
12/26/2014	2,088.77	203.06	31.67	0.0134	0.0339	0.0326	0.7671	0.8964	0.8640	0.9506	1.10
12/24/2014	2,081.88	200.75	31.39	0.0343	0.0407	0.0299	0.7653	0.8946	0.8628	0.9494	1.10
12/23/2014	2,082.17	198.17	31.25	0.0555	0.0500	0.0480	0.7621	0.8956	0.8606	0.9501	1.10
12/22/2014	2,078.54	197.17	31.19	0.0447	0.0479	0.0638	0.7595	0.8964	0.8589	0.9506	1.11
12/19/2014	2,070.65	195.82	30.72	0.0341	0.0250	0.0528	0.7554	0.8874	0.8561	0.9446	1.10
12/18/2014	2,061.23	196.40	30.67	0.0127	0.0145	0.0368	0.7568	0.8826	0.8571	0.9414	1.10
12/17/2014	2,012.89	192.90	30.48	(0.0065)	0.0003	0.0329	0.7563	0.8811	0.8567	0.9403	1.10
12/16/2014	1,972.74	188.73	29.82	(0.0423)	(0.0385)	(0.0027)	0.7570	0.8852	0.8572	0.9431	1.10
12/15/2014	1,989.63	188.15	29.32	(0.0343)	(0.0340)	(0.0034)	0.7538	0.9009	0.8551	0.9536	1.12
12/12/2014	2,002.33	191.04	29.18	(0.0352)	(0.0147)	-	0.7507	0.9112	0.8530	0.9605	1.13
12/11/2014	2,035.33	193.59	29.58	(0.0177)	(0.0018)	0.0189	0.7546	0.9235	0.8556	0.9687	1.13
12/10/2014	2,026.14	192.83	29.51	(0.0232)	0.0062	0.0148	0.7570	0.9313	0.8572	0.9740	1.14
12/9/2014	2,059.82	196.28	29.90	(0.0033)	0.0267	0.0321	0.7631	0.9415	0.8613	0.9808	1.14
12/8/2014	2,060.31	194.77	29.42	0.0033	0.0305	0.0356	0.7650	0.9440	0.8626	0.9825	1.14
12/5/2014	2,075.37	193.90	29.18	0.0038	0.0214	0.0139	0.7647	0.9445	0.8624	0.9828	1.14
12/4/2014	2,071.92	193.94	29.03	(0.0004)	0.0227	(0.0089)	0.7650	0.9445	0.8626	0.9828	1.14
12/3/2014	2,074.33	191.65	29.08	0.0035	0.0132	(0.0034)	0.7657	0.9453	0.8630	0.9834	1.14
12/2/2014	2,066.55	191.18	28.97	(0.0014)	0.0116	(0.0075)	0.7665	0.9452	0.8636	0.9833	1.14
12/1/2014	2,053.44	189.02	28.41	(0.0049)	(0.0051)	(0.0271)	0.7705	0.9447	0.8662	0.9830	1.13
11/28/2014	2,067.56	189.83	28.78	0.0072	0.0019	(0.0117)	0.7720	0.9435	0.8672	0.9821	1.13
11/26/2014	2,072.83	189.64	29.29	0.0118	(0.0009)	0.0065	0.7719	0.9452	0.8672	0.9833	1.13
11/25/2014	2,067.03	189.16	29.18	0.0074	(0.0072)	(0.0051)	0.7732	0.9456	0.8681	0.9835	1.13
11/24/2014	2,069.41	188.98	29.19	0.0138	(0.0020)	-	0.7762	0.9450	0.8700	0.9832	1.13
11/21/2014	2,063.50	189.98	29.20	0.0116	0.0113	0.0010	0.7783	0.9461	0.8715	0.9839	1.13
11/20/2014	2,052.75	189.47	29.12	0.0066	0.0060	(0.0092)	0.7795	0.9455	0.8723	0.9835	1.13
11/19/2014	2,048.72	189.81	29.10	0.0051	(0.0106)	(0.0348)	0.7797	0.9455	0.8724	0.9835	1.13
11/18/2014	2,051.80	190.53	29.33	0.0059	(0.0209)	(0.0581)	0.7807	0.9466	0.8731	0.9842	1.13
11/17/2014	2,041.32	189.37	29.19	0.0015	(0.0295)	(0.0656)	0.7822	0.9479	0.8741	0.9851	1.13
11/14/2014	2,039.82	187.87	29.17	0.0039	(0.0328)	(0.0572)	0.7816	0.9466	0.8737	0.9842	1.13
11/13/2014	2,039.33	188.34	29.39	0.0040	(0.0181)	(0.0445)	0.7815	0.9458	0.8736	0.9837	1.13
11/12/2014	2,038.25	191.84	30.15	0.0073	(0.0133)	(0.0330)	0.7815	0.9457	0.8736	0.9837	1.13
11/11/2014	2,039.68	194.60	31.14	0.0137	0.0186	0.0110	0.7829	0.9465	0.8745	0.9842	1.13
11/10/2014	2,038.26	195.13	31.24	0.0101	0.0135	0.0135	0.7822	0.9466	0.8741	0.9842	1.13
11/7/2014	2,031.92	194.23	30.94	0.0069	0.0127	(0.0019)	0.7804	0.9467	0.8729	0.9843	1.13
11/6/2014	2,031.21	191.81	30.76	0.0183	0.0018	(0.0019)	0.7799	0.9488	0.8725	0.9857	1.13
11/5/2014	2,023.57	194.43	31.18	0.0208	0.0358	0.0393	0.7816	0.9516	0.8737	0.9876	1.13
11/4/2014	2,012.10	191.04	30.80	0.0136	0.0118	0.0343	0.7787	0.9480	0.8717	0.9852	1.13
11/3/2014	2,017.81	192.53	30.83	0.0286	0.0302	0.0463	0.7781	0.9454	0.8713	0.9834	1.13
10/31/2014	2,018.05	191.79	31.00	0.0272	0.0292	0.0642	0.7757	0.9399	0.8697	0.9797	1.13
10/30/2014	1,994.65	191.46	30.82	0.0225	0.0303	0.0483	0.7741	0.9316	0.8687	0.9741	1.12
10/29/2014	1,982.30	187.71	30.00	0.0286	0.0145	0.0323	0.7717	0.9263	0.8671	0.9706	1.12
10/28/2014	1,985.05	188.81	29.78	0.0225	0.0245	0.0248	0.7740	0.9250	0.8685	0.9698	1.12
10/27/2014	1,961.63	186.88	29.46	0.0303	0.0237	0.0099	0.7739	0.9251	0.8685	0.9698	1.12
10/24/2014	1,964.58	186.34	29.13	0.0412	0.0387	0.0157	0.7743	0.9307	0.8688	0.9735	1.12
10/23/2014	1,950.82	185.82	29.40	0.0473	0.0458	0.0177	0.7721	0.9389	0.8673	0.9791	1.13
10/22/2014	1,927.11	185.03	29.06	0.0347	0.0474	0.0179	0.7627	0.9477	0.8610	0.9850	1.14
10/21/2014	1,941.28	184.30	29.06	0.0339	0.0295	0.0087	0.7492	0.9472	0.8520	0.9846	1.16
10/20/2014	1,904.01	182.55	29.17	0.0156	0.0302	0.0348	0.7446	0.9534	0.8489	0.9888	1.16
10/17/2014	1,886.76	179.39	28.68	(0.0102)	0.0153	0.0406	0.7417	0.9503	0.8470	0.9867	1.16
10/16/2014	1,862.76	177.69	28.89	(0.0339)	0.0092	0.0621	0.7445	0.9568	0.8488	0.9910	1.17
10/15/2014	1,862.49	176.66	28.55	(0.0540)	(0.0200)	0.0196	0.7580	0.9931	0.8578	1.0154	1.18
10/14/2014	1,877.70	179.02	28.81	(0.0297)	0.0122	0.0623	0.7723	1.0396	0.8674	1.0465	1.21
10/13/2014	1,874.74	177.21	28.19	(0.0459)	0.0001	0.0292	0.7831	1.0733	0.8747	1.0691	1.22
10/10/2014	1,906.13	176.68	27.56	(0.0314)	(0.0024)	0.0095	0.8036	1.1185	0.8884	1.0994	1.24
10/9/2014	1,928.21	176.07	27.20	(0.0092)	0.0017	0.0127	0.8144	1.1287	0.8956	1.1063	1.24
10/8/2014	1,968.89	180.27	28.00	0.0117	0.0278	0.0511	0.8174	1.1244	0.8976	1.1033	1.23
10/7/2014	1,935.10	176.86	27.12	(0.0189)	0.0108	0.0169	0.8212	1.1049	0.9002	1.0903	1.21
10/6/2014	1,964.82	177.19	27.39	(0.0066)	0.0081	0.0156	0.8313	1.1116	0.9070	1.0948	1.21
10/3/2014	1,967.90	177.11	27.30	(0.0075)	0.0094	0.0100	0.8316	1.1161	0.9072	1.0978	1.21
10/2/2014	1,946.17	175.76	26.86	(0.0101)	0.0031	0.0015	0.8335	1.1184	0.9084	1.0993	1.21
10/1/2014	1,946.16	175.40	26.64	(0.0261)	(0.0027)	(0.0166)	0.8352	1.1205	0.9096	1.1007	1.21
9/30/2014	1,972.29	174.98	26.67	(0.0053)	0.0010	(0.0126)	0.8414	1.1243	0.9138	1.1033	1.21
9/29/2014	1,977.80	175.76	26.97	(0.0083)	(0.0039)	(0.0182)	0.8391	1.1186	0.9122	1.0994	1.21
9/26/2014	1,982.85	175.45	27.03	(0.0137)	(0.0122)	(0.0235)	0.8381	1.1130	0.9115	1.0957	1.20
9/25/2014	1,965.99	175.22	26.82	(0.0226)	(0.0088)	(0.0240)	0.8338	1.1003	0.9087	1.0872	1.20
9/24/2014	1,998.30	175.87	27.09	(0.0016)	(0.0104)	(0.0138)	0.8318	1.0917	0.9073	1.0814	1.19
9/23/2014	1,982.77	174.81	27.01	(0.0081)	(0.0200)	(0.0210)	0.8254	1.0826	0.9030	1.0754	1.19
9/22/2014	1,994.29	176.45	27.47	0.0051	(0.0029)	(0.0040)	0.8235	1.0814	0.9018	1.0745	1.19
9/19/2014	2,010.40	177.62	27.68	0.0125	0.0017	-	0.8236	1.0815	0.9018	1.0746	1.19
9/18/2014	2,011.36	176.77	27.48	0.0070	(0.0255)	(0.0224)	0.8250	1.0814	0.9028	1.0746	1.19
9/17/2014	2,001.57	177.73	27.47	0.0029	(0.0126)	(0.0186)	0.8269	1.0820	0.9040	1.0749	1.19
9/16/2014	1,998.98	178.38	27.59	0.0053	(0.0141)	(0.0093)	0.8267	1.0822	0.9039	1.0751	1.19
9/15/2014	1,984.13	176.									

Docket No. EL18-  
Volume 4A  
Section 6

8/28/2014	1,996.74	181.65	28.45	0.0022	0.0111	(0.0018)	0.8053	1.0536	0.8895	1.0559	1.19
8/27/2014	2,000.12	180.85	28.54	0.0069	0.0112	(0.0032)	0.8043	1.0512	0.8889	1.0543	1.19
8/26/2014	2,000.02	178.85	28.49	0.0093	0.0010	(0.0045)	0.7975	1.0448	0.8843	1.0500	1.19
8/25/2014	1,997.92	180.26	28.49	0.0133	0.0219	0.0028	0.7942	1.0434	0.8821	1.0491	1.19
8/22/2014	1,988.40	179.34	28.37	0.0171	0.0166	0.0025	0.7921	1.0434	0.8807	1.0491	1.19
8/21/2014	1,992.37	179.65	28.50	0.0190	0.0228	0.0081	0.7915	1.0443	0.8803	1.0497	1.19
8/20/2014	1,986.51	178.84	28.45	0.0204	0.0230	0.0064	0.7905	1.0456	0.8796	1.0505	1.19
8/19/2014	1,981.60	178.67	28.62	0.0247	0.0274	0.0063	0.7882	1.0477	0.8781	1.0520	1.20
8/18/2014	1,971.74	176.39	28.41	0.0180	0.0128	(0.0063)	0.7837	1.0523	0.8751	1.0551	1.21
8/15/2014	1,955.06	176.40	28.30	0.0122	0.0140	(0.0070)	0.7794	1.0545	0.8722	1.0565	1.21
8/14/2014	1,955.18	175.65	28.27	0.0239	0.0237	0.0187	0.7762	1.0565	0.8700	1.0579	1.22
8/13/2014	1,946.72	174.82	28.27	0.0138	0.0220	0.0224	0.7715	1.0598	0.8669	1.0601	1.22
8/12/2014	1,933.75	173.91	28.44	0.0070	0.0040	0.0364	0.7664	1.0590	0.8635	1.0595	1.23
8/11/2014	1,936.92	174.16	28.59	(0.0011)	(0.0029)	0.0164	0.7643	1.0568	0.8621	1.0580	1.23
8/8/2014	1,931.59	173.96	28.50	0.0033	(0.0086)	0.0171	0.7646	1.0592	0.8623	1.0597	1.23
8/7/2014	1,909.57	171.57	27.75	(0.0109)	(0.0200)	(0.0075)	0.7633	1.0571	0.8614	1.0582	1.23
8/6/2014	1,920.24	171.06	27.65	(0.0253)	(0.0428)	(0.0192)	0.7622	1.0556	0.8607	1.0573	1.23
8/5/2014	1,920.21	173.22	27.44	(0.0252)	(0.0468)	(0.0314)	0.7556	1.0580	0.8563	1.0589	1.24
8/4/2014	1,938.99	174.67	28.13	(0.0202)	(0.0490)	(0.0147)	0.7476	1.0567	0.8509	1.0580	1.24
8/1/2014	1,925.15	175.47	28.02	(0.0269)	(0.0315)	(0.0004)	0.7400	1.0588	0.8458	1.0594	1.25
7/31/2014	1,930.67	175.08	27.96	(0.0288)	(0.0446)	(0.0155)	0.7361	1.0669	0.8432	1.0648	1.26
7/30/2014	1,970.07	178.71	28.19	(0.0085)	(0.0262)	(0.0130)	0.7285	1.0720	0.8381	1.0682	1.27
7/29/2014	1,969.95	181.72	28.33	(0.0068)	(0.0128)	(0.0115)	0.7264	1.0716	0.8367	1.0679	1.28
7/28/2014	1,978.91	183.66	28.55	0.0027	(0.0024)	0.0032	0.7260	1.0700	0.8364	1.0669	1.28
7/25/2014	1,978.34	181.17	28.03	0.0001	(0.0176)	(0.0264)	0.7265	1.0703	0.8368	1.0671	1.28
7/24/2014	1,987.98	183.26	28.40	0.0152	0.0069	0.0014	0.7274	1.0704	0.8374	1.0672	1.27
7/23/2014	1,987.01	183.51	28.56	0.0027	(0.0023)	(0.0073)	0.7277	1.0719	0.8376	1.0682	1.28
7/22/2014	1,983.53	184.07	28.66	0.0052	(0.0006)	0.0007	0.7274	1.0715	0.8374	1.0679	1.28
7/21/2014	1,973.63	184.09	28.46	(0.0018)	0.0019	(0.0118)	0.7273	1.0705	0.8373	1.0672	1.27
7/18/2014	1,978.22	184.41	28.79	0.0054	(0.0037)	(0.0113)	0.7270	1.0683	0.8371	1.0658	1.27
7/17/2014	1,958.12	182.01	28.36	(0.0033)	(0.0250)	(0.0386)	0.7267	1.0669	0.8369	1.0648	1.27
7/16/2014	1,981.57	183.94	28.77	0.0044	(0.0107)	(0.0316)	0.7252	1.0649	0.8359	1.0635	1.27
7/15/2014	1,973.28	184.19	28.64	0.0049	(0.0143)	(0.0396)	0.7254	1.0654	0.8360	1.0638	1.27
7/14/2014	1,977.10	183.74	28.80	(0.0003)	(0.0144)	(0.0260)	0.7249	1.0653	0.8357	1.0638	1.27
7/11/2014	1,967.57	185.10	29.12	(0.0090)	(0.0078)	(0.0245)	0.7231	1.0648	0.8345	1.0634	1.27
7/10/2014	1,964.68	186.67	29.50	(0.0050)	(0.0048)	(0.0157)	0.7189	1.0625	0.8316	1.0618	1.28
7/9/2014	1,972.83	185.93	29.71	(0.0002)	(0.0288)	(0.0149)	0.7183	1.0613	0.8313	1.0611	1.28
7/8/2014	1,963.71	186.86	29.82	0.0018	(0.0270)	(0.0155)	0.7159	1.0585	0.8296	1.0592	1.28
7/7/2014	1,977.65	186.41	29.57	0.0085	(0.0192)	(0.0137)	0.7151	1.0576	0.8291	1.0586	1.28
7/3/2014	1,985.44	186.54	29.85	0.0144	(0.0130)	0.0057	0.7162	1.0586	0.8299	1.0592	1.28
7/2/2014	1,974.62	187.58	29.97	0.0077	(0.0069)	0.0047	0.7187	1.0595	0.8315	1.0598	1.27
7/1/2014	1,973.32	191.45	30.16	0.0120	0.0188	0.0182	0.7158	1.0533	0.8296	1.0557	1.27
6/30/2014	1,960.23	192.05	30.29	(0.0012)	0.0261	0.0237	0.7127	1.0502	0.8275	1.0536	1.27
6/27/2014	1,960.96	190.06	29.98	(0.0010)	0.0151	0.0135	0.7125	1.0511	0.8274	1.0542	1.27
6/26/2014	1,957.22	189.00	29.68	(0.0012)	0.0096	0.0123	0.7112	1.0493	0.8265	1.0530	1.27
6/25/2014	1,959.53	188.88	29.83	0.0013	0.0180	0.0233	0.7118	1.0527	0.8269	1.0553	1.28
6/24/2014	1,949.98	187.92	29.62	0.0041	0.0291	0.0306	0.7136	1.0546	0.8281	1.0566	1.28
6/23/2014	1,962.61	187.16	29.59	0.0128	0.0226	0.0281	0.7135	1.0573	0.8280	1.0584	1.28
6/20/2014	1,962.87	187.24	29.58	0.0138	0.0346	0.0346	0.7120	1.0567	0.8270	1.0580	1.28
6/19/2014	1,959.48	187.21	29.32	0.0152	0.0372	0.0220	0.7097	1.0546	0.8255	1.0566	1.28
6/18/2014	1,956.98	185.55	29.15	0.0067	0.0290	0.0150	0.7059	1.0509	0.8230	1.0541	1.28
6/17/2014	1,941.99	182.61	28.74	(0.0045)	(0.0006)	(0.0271)	0.7064	1.0502	0.8233	1.0536	1.28
6/16/2014	1,937.78	183.02	28.78	(0.0069)	(0.0015)	(0.0284)	0.7074	1.0508	0.8239	1.0540	1.28
6/13/2014	1,936.16	180.98	28.59	(0.0068)	(0.0175)	(0.0318)	0.7074	1.0480	0.8239	1.0522	1.28
6/12/2014	1,930.11	180.49	28.69	(0.0053)	(0.0194)	(0.0225)	0.7058	1.0448	0.8229	1.0500	1.28
6/11/2014	1,943.89	180.32	28.72	0.0083	(0.0041)	0.0084	0.7008	1.0326	0.8195	1.0418	1.27
6/10/2014	1,950.79	182.73	29.54	0.0138	0.0112	0.0372	0.6994	1.0236	0.8186	1.0358	1.27
6/9/2014	1,951.27	183.29	29.62	0.0137	0.0108	0.0371	0.6995	1.0190	0.8187	1.0327	1.26
6/8/2014	1,949.44	184.20	29.53	0.0134	0.0110	0.0332	0.6990	1.0149	0.8184	1.0300	1.26
6/5/2014	1,940.46	184.07	29.35	0.0106	0.0163	0.0324	0.6980	1.0132	0.8177	1.0289	1.26
6/4/2014	1,927.88	181.06	28.48	0.0095	(0.0027)	0.0056	0.6972	1.0114	0.8171	1.0276	1.26
6/3/2014	1,924.24	180.71	28.48	0.0065	0.0025	0.0028	0.6999	1.0133	0.8189	1.0289	1.26
6/2/2014	1,924.97	181.33	28.56	0.0129	0.0153	0.0131	0.7021	1.0140	0.8204	1.0294	1.25
5/30/2014	1,923.57	182.19	28.58	0.0164	0.0219	0.0196	0.7018	1.0135	0.8202	1.0291	1.25
5/29/2014	1,920.03	181.12	28.43	0.0169	0.0268	0.0161	0.7006	1.0130	0.8194	1.0287	1.26
5/28/2014	1,909.78	181.56	28.32	0.0197	0.0299	0.0257	0.6983	1.0102	0.8179	1.0268	1.26
5/27/2014	1,911.91	180.25	28.40	0.0142	0.0191	0.0264	0.6985	1.0098	0.8180	1.0266	1.25
5/23/2014	1,900.53	178.60	28.19	0.0121	(0.0021)	0.0140	0.7006	1.0035	0.8194	1.0224	1.25
5/22/2014	1,892.49	178.29	28.03	0.0116	0.0011	0.0178	0.7024	1.0023	0.8206	1.0216	1.24
5/21/2014	1,888.03	176.39	27.98	(0.0003)	(0.0135)	(0.0057)	0.7034	1.0018	0.8213	1.0212	1.24
5/20/2014	1,872.83	176.29	27.61	(0.0130)	(0.0131)	(0.0233)	0.6994	0.9981	0.8186	1.0187	1.24
5/19/2014	1,885.08	176.87	27.67	(0.0061)	(0.0137)	(0.0389)	0.6979	0.9993	0.8176	1.0195	1.25
5/16/2014	1,877.86	178.97	27.80	(0.0003)	(0.0053)	(0.0297)	0.6966	0.9948	0.8167	1.0165	1.24
5/15/2014	1,870.85	178.09	27.54	(0.0025)	(0.0221)	(0.0350)	0.6963	0.9932	0.8165	1.0154	1.24
5/14/2014	1,888.53	178.81	28.14	0.0055	(0.0220)	(0.0310)	0.6951	0.9910	0.8157	1.0140	1.24
5/13/2014	1,897.45	178.62	28.27	0.0159	(0.0029)	(0.0063)	0.6954	0.9913	0.8159	1.0142	1.24
5/12/2014	1,896.65	179.32	28.79	0.0064	(0.0082)	0.0056	0.6960	0.9909	0.8163	1.0139	1.24
5/9/2014	1,878.48	179.92	28.65	(0.0014)	0.0021	0.0014	0.6973	0.9912	0.8172	1.0141	1.24
5/8/2014	1,875.63	182.12	28.54	(0.0043)	(0.0049)	(0.0279)	0.6973	0.9939	0.8172	1.0159	1.24
5/7/2014	1,878.21	182.84	29.04	(0.0030)	(0.0043)	(0.0089)	0.6971	0.9921	0.8170	1.0147	1.24
5/6/2014	1,867.72	179.14	28.45	(0.0056)	(0.0205)	(0.0274)	0.6964	0.9905	0.8166	1.0137	1.24
5/5/2014	1,884.66	180.81	28.63	0.0081	(0.0172)	(0.0288)	0.6863	0.9710	0.8098	1.0006	1.24
5/2/2014	1,881.14	179.54	28.61	0.0095	(0.0241)	(0.0285)	0.6820	0.9606	0.8069	0.9936	1.23
5/1/2014	1,883.68	183.01	29.36	0.0027	0.0006	(0.0034)	0.6768	0.9514	0.8034	0.9875	1.23
4/30/2014	1,883.95	183.64	29.30	0.0046	0.0082	(0.0081)	0.6753	0.9508	0.8025	0.9871	1.23
4/29/2014	1,878.33	182.88	29.25	(0.0006)	0.0041	(0.0237)	0.6754	0.9512	0.8025	0.9873	1.23
4/28/2014	1,869.43	183.98	29.48	(0.0013)	0.0149	0.0010	0.6759	0.9496	0.8028	0.9862	1.23
4/25/2014	1,863.40	183.98	29.45	(0.0008)	0.0140	(0.0054)	0.6771	0.9481	0.8037	0.9852	1.23
4/24/2014	1,878.61	182.90	29.46	0.0088	(0.0026)	(0.0074)</					

Docket No. EL18-  
Volume 4A  
Section 6

4/8/2014	1,851.96	179.64	30.23	(0.0178)	(0.0079)	(0.0143)	0.6728	0.9199	0.8008	0.9663	1.21
4/7/2014	1,845.04	177.69	29.78	(0.0146)	(0.0212)	(0.0328)	0.6724	0.9118	0.8005	0.9609	1.20
4/4/2014	1,865.09	179.56	29.91	0.0040	0.0026	(0.0125)	0.6722	0.9098	0.8004	0.9595	1.20
4/3/2014	1,888.77	180.27	30.28	0.0215	0.0086	(0.0069)	0.6718	0.9106	0.8001	0.9601	1.20
4/2/2014	1,890.90	180.40	30.67	0.0207	0.0127	0.0172	0.6727	0.9152	0.8007	0.9632	1.20
4/1/2014	1,885.52	181.07	30.67	0.0107	0.0134	0.0059	0.6727	0.9150	0.8007	0.9631	1.20
3/31/2014	1,872.34	181.54	30.79	0.0080	0.0225	0.0112	0.6726	0.9138	0.8007	0.9622	1.20
3/28/2014	1,857.62	179.09	30.29	(0.0048)	0.0106	-	0.6741	0.9151	0.8016	0.9631	1.20
3/27/2014	1,849.04	178.74	30.49	(0.0123)	0.0146	0.0066	0.6759	0.9147	0.8029	0.9629	1.20
3/26/2014	1,852.56	178.15	30.15	(0.0044)	0.0070	(0.0089)	0.6803	0.9182	0.8058	0.9652	1.20
3/25/2014	1,865.62	178.68	30.49	(0.0035)	(0.0071)	(0.0305)	0.6810	0.9179	0.8062	0.9650	1.20
3/24/2014	1,857.44	177.55	30.45	(0.0007)	(0.0118)	(0.0278)	0.6788	0.9160	0.8048	0.9637	1.20
3/21/2014	1,866.52	177.21	30.29	0.0138	(0.0058)	(0.0264)	0.6783	0.9154	0.8044	0.9633	1.20
3/20/2014	1,872.01	176.17	30.29	0.0139	(0.0091)	(0.0245)	0.6799	0.9190	0.8055	0.9657	1.20
3/19/2014	1,860.77	176.90	30.42	(0.0040)	0.0046	(0.0181)	0.6807	0.9223	0.8061	0.9680	1.20
3/18/2014	1,872.25	179.95	31.45	0.0025	0.0342	0.0288	0.6815	0.9215	0.8066	0.9674	1.20
3/17/2014	1,858.83	179.67	31.32	(0.0098)	0.0292	0.0189	0.6826	0.9222	0.8073	0.9679	1.20
3/14/2014	1,841.13	178.25	31.11	(0.0197)	0.0191	0.0120	0.6860	0.9250	0.8096	0.9698	1.20
3/13/2014	1,846.34	177.78	31.05	(0.0163)	0.0154	0.0340	0.6922	0.9325	0.8138	0.9748	1.20
3/12/2014	1,868.20	176.09	30.98	(0.0030)	(0.0010)	0.0174	0.6978	0.9411	0.8175	0.9805	1.20
3/11/2014	1,867.63	174.00	30.57	(0.0034)	(0.0210)	(0.0046)	0.7019	0.9446	0.8203	0.9829	1.20
3/10/2014	1,877.17	174.56	30.74	0.0170	(0.0036)	0.0284	0.7037	0.9468	0.8215	0.9843	1.20
3/7/2014	1,878.04	174.90	30.74	0.0100	(0.0139)	0.0172	0.7060	0.9434	0.8230	0.9821	1.19
3/6/2014	1,877.03	175.08	30.03	0.0123	(0.0064)	(0.0157)	0.7077	0.9426	0.8242	0.9815	1.19
3/5/2014	1,873.81	176.26	30.45	0.0155	0.0004	(0.0043)	0.7084	0.9451	0.8247	0.9832	1.19
3/4/2014	1,873.91	177.74	30.71	0.0156	0.0052	0.0095	0.7094	0.9472	0.8253	0.9846	1.19
3/3/2014	1,845.73	175.19	29.89	(0.0010)	(0.0070)	(0.0235)	0.7100	0.9478	0.8257	0.9850	1.19
2/28/2014	1,859.45	177.37	30.22	0.0126	(0.0018)	(0.0124)	0.7102	0.9469	0.8258	0.9844	1.19
2/27/2014	1,854.29	176.20	30.51	0.0079	(0.0079)	(0.0036)	0.7115	0.9489	0.8267	0.9858	1.19
2/26/2014	1,845.16	176.19	30.58	0.0090	0.0034	0.0072	0.7120	0.9492	0.8270	0.9860	1.19
2/25/2014	1,845.12	176.82	30.42	0.0024	(0.0035)	(0.0136)	0.7123	0.9497	0.8272	0.9863	1.19
2/24/2014	1,847.61	176.43	30.61	0.0049	0.0019	(0.0003)	0.7123	0.9498	0.8273	0.9864	1.19
2/21/2014	1,836.25	177.69	30.60	0.0035	0.0181	0.0102	0.7126	0.9505	0.8274	0.9868	1.19
2/20/2014	1,839.78	177.59	30.62	0.0113	0.0319	0.0443	0.7132	0.9513	0.8279	0.9874	1.19
2/19/2014	1,828.75	175.60	30.36	0.0049	0.0193	0.0123	0.7114	0.9491	0.8267	0.9859	1.19
2/18/2014	1,840.76	177.44	30.84	0.0227	0.0447	0.1146	0.7104	0.9485	0.8260	0.9855	1.19
2/14/2014	1,838.63	176.09	30.62	0.0232	0.0414	0.1245	0.6995	0.9299	0.8186	0.9730	1.19
2/13/2014	1,829.83	174.52	30.29	0.0318	0.0426	0.1132	0.6917	0.9125	0.8134	0.9614	1.18
2/12/2014	1,819.26	172.10	29.32	0.0386	0.0349	0.0835	0.6843	0.8938	0.8085	0.9488	1.17
2/11/2014	1,819.75	172.28	29.99	0.0368	0.0329	0.0993	0.6789	0.8774	0.8049	0.9379	1.17
2/10/2014	1,799.84	169.85	27.67	0.0333	0.0137	0.0128	0.6773	0.8623	0.8038	0.9278	1.15
2/7/2014	1,797.02	169.08	27.23	0.0081	(0.0137)	(0.0219)	0.6797	0.8665	0.8054	0.9305	1.16
2/6/2014	1,773.43	167.39	27.21	(0.0116)	(0.0210)	(0.0399)	0.6803	0.8672	0.8058	0.9310	1.16
2/5/2014	1,751.64	166.30	27.06	(0.0127)	(0.0107)	(0.0311)	0.6781	0.8629	0.8044	0.9281	1.15
2/4/2014	1,755.20	166.79	27.28	(0.0208)	(0.0129)	(0.0295)	0.6772	0.8595	0.8037	0.9259	1.15
2/3/2014	1,741.89	167.55	27.32	(0.0223)	(0.0074)	(0.0353)	0.6758	0.8587	0.8028	0.9253	1.15
1/31/2014	1,782.59	171.43	27.84	(0.0043)	0.0149	(0.0176)	0.6776	0.8562	0.8040	0.9237	1.15
1/30/2014	1,794.19	170.98	28.34	(0.0187)	(0.0033)	(0.0115)	0.6786	0.8554	0.8047	0.9231	1.15
1/29/2014	1,774.20	168.11	27.93	(0.0383)	(0.0218)	(0.0162)	0.6794	0.8546	0.8052	0.9226	1.15
1/28/2014	1,792.50	168.98	28.11	(0.0278)	(0.0152)	(0.0106)	0.6804	0.8591	0.8059	0.9256	1.15
1/27/2014	1,781.56	168.80	28.32	(0.0311)	(0.0070)	0.0028	0.6808	0.8618	0.8061	0.9274	1.15
1/24/2014	1,790.29	168.91	28.34	(0.0301)	(0.0050)	(0.0011)	0.6845	0.8696	0.8086	0.9326	1.15
1/23/2014	1,828.46	171.54	28.67	(0.0108)	0.0137	0.0095	0.6885	0.8762	0.8113	0.9370	1.16
1/22/2014	1,844.86	171.85	28.39	0.0032	0.0139	(0.0077)	0.6902	0.8790	0.8124	0.9389	1.16
1/21/2014	1,843.80	171.59	28.41	0.0135	0.0169	0.0025	0.6900	0.8789	0.8123	0.9389	1.16
1/17/2014	1,838.70	169.99	28.24	(0.0020)	(0.0056)	(0.0136)	0.6890	0.8793	0.8116	0.9391	1.16
1/16/2014	1,845.89	169.77	28.37	0.0042	0.0069	(0.0125)	0.6880	0.8770	0.8109	0.9376	1.16
1/15/2014	1,848.38	169.22	28.40	0.0059	0.0119	(0.0105)	0.6879	0.8769	0.8109	0.9375	1.16
1/14/2014	1,838.88	169.50	28.61	0.0005	0.0102	(0.0052)	0.6884	0.8799	0.8113	0.9395	1.16
1/13/2014	1,819.20	168.74	28.34	(0.0041)	0.0154	(0.0115)	0.6888	0.8798	0.8115	0.9395	1.16
1/10/2014	1,842.37	170.94	28.63	0.0060	0.0277	(0.0038)	0.6897	0.8789	0.8121	0.9389	1.16
1/9/2014	1,838.13	168.61	28.73	0.0034	0.0144	(0.0017)	0.6894	0.8795	0.8119	0.9393	1.16
1/8/2014	1,837.49	167.23	28.70	(0.0059)	(0.0105)	(0.0195)	0.6885	0.8788	0.8113	0.9388	1.16
1/7/2014	1,837.88	167.78	28.76	(0.0017)	(0.0070)	(0.0244)	0.6862	0.8777	0.8097	0.9380	1.16
1/6/2014	1,826.77	166.18	28.67	(0.0079)	(0.0169)	(0.0408)	0.6849	0.8713	0.8089	0.9338	1.15
1/3/2014	1,831.37	166.34	28.74	(0.0058)	(0.0137)	(0.0382)	0.6836	0.8638	0.8080	0.9288	1.15
1/2/2014	1,831.98	166.21	28.78	(0.0007)	(0.0195)	(0.0358)	0.6813	0.8585	0.8065	0.9252	1.15
12/31/2013	1,848.36	169.00	29.27	0.0111	0.0011	(0.0178)	0.6805	0.8571	0.8059	0.9243	1.15
12/30/2013	1,841.07	168.96	29.48	0.0125	0.0009	(0.0017)	0.6808	0.8586	0.8061	0.9253	1.15
12/27/2013	1,841.40	169.04	29.89	0.0176	0.0134	0.0393	0.6814	0.8592	0.8066	0.9257	1.15
12/26/2013	1,842.02	168.65	29.88	0.0173	(0.0019)	0.0205	0.6819	0.8556	0.8069	0.9232	1.14
12/24/2013	1,833.32	169.52	29.85	0.0294	0.0115	0.0415	0.6835	0.8545	0.8080	0.9225	1.14
12/23/2013	1,827.99	168.82	29.80	0.0232	0.0063	0.0290	0.6852	0.8511	0.8091	0.9202	1.14
12/20/2013	1,818.32	168.81	29.53	0.0242	0.0177	0.0340	0.6857	0.8490	0.8094	0.9188	1.14
12/19/2013	1,809.60	166.81	28.76	0.0192	0.0065	0.0070	0.6836	0.8459	0.8080	0.9168	1.13
12/18/2013	1,810.65	168.97	29.28	0.0160	0.0291	0.0468	0.6822	0.8440	0.8071	0.9155	1.13
12/17/2013	1,781.00	167.59	28.66	(0.0120)	0.0045	0.0077	0.6790	0.8380	0.8049	0.9114	1.13
12/16/2013	1,786.54	167.76	28.96	(0.0121)	0.0074	0.0115	0.6784	0.8357	0.8045	0.9099	1.13
12/13/2013	1,775.32	165.87	28.56	(0.0165)	(0.0221)	(0.0052)	0.6776	0.8371	0.8040	0.9109	1.13
12/12/2013	1,775.50	165.73	28.56	(0.0053)	(0.0104)	0.0046	0.6754	0.8375	0.8025	0.9112	1.14
12/11/2013	1,782.22	164.19	27.97	(0.0059)	(0.0220)	(0.0203)	0.6746	0.8379	0.8020	0.9114	1.14
12/10/2013	1,802.62	166.83	28.44	0.0042	(0.0040)	(0.0059)	0.6726	0.8362	0.8006	0.9103	1.14
12/9/2013	1,808.37	169.01	28.63	0.0041	0.0095	(0.0128)	0.6723	0.8357	0.8004	0.9099	1.14
12/6/2013	1,805.09	169.62	28.71	(0.0004)	0.0082	(0.0288)	0.6720	0.8347	0.8003	0.9092	1.14
12/5/2013	1,785.03	167.47	28.43	(0.0123)	(0.0042)	(0.0408)	0.6689	0.8322	0.7982	0.9076	1.14
12/4/2013	1,792.81	167.89	28.55	(0.0055)	(0.0080)	(0.0338)	0.6673	0.8278	0.7971	0.9046	1.13
12/3/2013	1,795.15	167.50	28.61	(0.0041)	(0.0333)	(0.0367)	0.6623	0.8246	0.7937	0.9025	1.14
12/2/2013	1,800.90	167.42	29.00	(0.0021)	(0.0404)	(0.0176)	0.6590	0.8222	0.7916	0.9009	1.14
11/29/2013	1,805.81	168.24	29.56	0.0055	(0.0						



Docket No. EL18-  
Volume 4A  
Section 6

11/13/2013	1,782.00	173.70	29.76	0.0065	(0.0106)	(0.0319)	0.6759	0.8419	0.8029	0.9141	1.14
11/12/2013	1,767.69	173.61	29.90	0.0027	0.0009	(0.0203)	0.6727	0.8416	0.8007	0.9139	1.14
11/11/2013	1,771.89	174.69	30.39	0.0022	(0.0002)	0.0229	0.6710	0.8387	0.7996	0.9119	1.14
11/8/2013	1,770.61	174.34	30.64	0.0051	0.0003	0.0327	0.6712	0.8383	0.7997	0.9117	1.14
11/7/2013	1,747.15	173.51	30.18	(0.0053)	(0.0004)	0.0117	0.6711	0.8383	0.7996	0.9117	1.14
11/6/2013	1,770.49	175.56	30.74	0.0041	0.0061	0.0371	0.6724	0.8404	0.8005	0.9130	1.14
11/5/2013	1,762.97	173.46	30.52	(0.0051)	(0.0129)	0.0194	0.6715	0.8394	0.7999	0.9124	1.14
11/4/2013	1,767.93	174.71	29.71	0.0033	(0.0040)	(0.0080)	0.6697	0.8393	0.7987	0.9123	1.14
11/1/2013	1,761.64	174.28	29.67	0.0011	(0.0069)	(0.0070)	0.6725	0.8423	0.8005	0.9143	1.14
10/31/2013	1,756.54	173.58	29.83	0.0026	(0.0015)	0.0112	0.6745	0.8487	0.8019	0.9186	1.15
10/30/2013	1,763.31	174.50	29.64	0.0097	0.0007	(0.0057)	0.6803	0.8513	0.8058	0.9203	1.14
10/29/2013	1,771.95	175.73	29.94	0.0098	0.0102	0.0037	0.6847	0.8615	0.8088	0.9272	1.15
10/28/2013	1,762.11	175.42	29.95	0.0100	0.0207	0.0218	0.6846	0.8616	0.8087	0.9273	1.15
10/25/2013	1,759.77	175.49	29.88	0.0087	0.0212	0.0163	0.6862	0.8598	0.8098	0.9261	1.14
10/24/2013	1,752.07	173.84	29.50	0.0109	0.0201	0.0215	0.6877	0.8580	0.8108	0.9249	1.14
10/23/2013	1,746.38	174.37	29.81	0.0144	0.0439	0.0545	0.6873	0.8489	0.8105	0.9188	1.13
10/22/2013	1,754.67	173.95	29.83	0.0333	0.0515	0.0654	0.6853	0.8369	0.8092	0.9107	1.13
10/21/2013	1,744.66	171.86	29.31	0.0202	0.0224	0.0220	0.6767	0.8120	0.8034	0.8941	1.11
10/18/2013	1,744.50	171.85	29.40	0.0243	0.0170	0.0223	0.6751	0.8026	0.8023	0.8877	1.11
10/17/2013	1,733.15	170.41	28.88	0.0240	0.0159	0.0256	0.6742	0.8006	0.8017	0.8864	1.11
10/16/2013	1,721.54	167.03	28.27	0.0393	0.0159	0.0213	0.6742	0.7998	0.8017	0.8859	1.10
10/15/2013	1,698.06	165.43	28.00	0.0257	0.0110	0.0409	0.6766	0.8013	0.8033	0.8869	1.10
10/14/2013	1,710.14	168.10	28.68	0.0203	0.0276	0.0614	0.6774	0.7999	0.8038	0.8859	1.10
10/11/2013	1,703.20	168.97	28.76	0.0075	0.0224	0.0640	0.6762	0.7958	0.8031	0.8832	1.10
10/10/2013	1,692.56	167.74	28.16	0.0083	0.0155	0.0426	0.6754	0.7892	0.8025	0.8787	1.09
10/9/2013	1,656.40	164.42	27.68	(0.0221)	(0.0166)	0.0069	0.6743	0.7844	0.8018	0.8755	1.09
10/8/2013	1,655.45	163.62	26.90	(0.0233)	(0.0278)	(0.0275)	0.6814	0.8015	0.8065	0.8870	1.10
10/7/2013	1,676.12	163.58	27.02	(0.0032)	(0.0186)	(0.0210)	0.6795	0.8009	0.8053	0.8866	1.10
10/4/2013	1,690.50	165.27	27.03	(0.0007)	(0.0066)	(0.0266)	0.6758	0.7985	0.8028	0.8850	1.10
10/3/2013	1,678.66	165.18	27.01	(0.0118)	(0.0132)	(0.0415)	0.6747	0.7999	0.8020	0.8859	1.10
10/2/2013	1,693.87	167.20	27.49	0.0007	0.0041	(0.0252)	0.6742	0.7974	0.8017	0.8843	1.10
10/1/2013	1,695.00	168.30	27.66	(0.0014)	0.0036	(0.0325)	0.6753	0.7995	0.8024	0.8857	1.10
9/30/2013	1,681.55	166.68	27.60	(0.0119)	(0.0086)	(0.0299)	0.6756	0.7995	0.8027	0.8856	1.10
9/27/2013	1,691.75	166.37	27.77	(0.0106)	0.0046	(0.0103)	0.6719	0.7967	0.8002	0.8838	1.10
9/26/2013	1,698.67	167.39	28.18	(0.0137)	0.0024	0.0064	0.6715	0.8012	0.7999	0.8868	1.11
9/25/2013	1,692.77	166.51	28.20	(0.0190)	(0.0059)	(0.0014)	0.6722	0.8035	0.8004	0.8884	1.11
9/24/2013	1,697.42	167.70	28.59	(0.0043)	0.0264	0.0465	0.6731	0.8052	0.8010	0.8895	1.11
9/23/2013	1,701.84	168.13	28.45	0.0025	0.0400	0.0433	0.6768	0.8139	0.8034	0.8953	1.11
9/20/2013	1,709.91	165.60	28.06	0.0130	0.0234	0.0358	0.6778	0.8140	0.8041	0.8954	1.11
9/19/2013	1,722.34	167.00	28.00	0.0231	0.0375	0.0413	0.6777	0.8124	0.8040	0.8943	1.11
9/18/2013	1,725.52	167.51	28.24	0.0215	0.0366	0.0409	0.6750	0.8099	0.8022	0.8927	1.11
9/17/2013	1,704.76	163.38	27.32	0.0123	0.0048	0.0029	0.6739	0.8070	0.8015	0.8907	1.11
9/16/2013	1,697.60	161.66	27.27	0.0155	0.0035	0.0156	0.6741	0.8074	0.8017	0.8910	1.11
9/13/2013	1,687.99	161.81	27.09	0.0198	0.0098	0.0261	0.6735	0.8090	0.8013	0.8920	1.11
9/12/2013	1,683.42	160.96	26.89	0.0171	0.0047	0.0240	0.6726	0.8057	0.8006	0.8899	1.11
9/11/2013	1,689.13	161.60	27.13	0.0218	0.0020	0.0339	0.6711	0.8046	0.7996	0.8891	1.11
9/10/2013	1,683.99	162.59	27.24	0.0270	0.0121	0.0393	0.6690	0.8029	0.7982	0.8879	1.11
9/9/2013	1,671.71	161.09	26.85	0.0237	(0.0139)	0.0217	0.6662	0.8000	0.7964	0.8860	1.11
9/6/2013	1,655.17	160.25	26.40	0.0104	(0.0280)	(0.0190)	0.6686	0.7992	0.7980	0.8854	1.11
9/5/2013	1,655.08	160.21	26.26	0.0123	(0.0323)	(0.0205)	0.6698	0.8001	0.7988	0.8861	1.11
9/4/2013	1,653.08	161.28	26.24	0.0139	(0.0221)	(0.0238)	0.6711	0.8026	0.7996	0.8878	1.11
9/3/2013	1,639.77	160.65	26.21	(0.0103)	(0.0320)	(0.0410)	0.6700	0.8114	0.7989	0.8937	1.12
8/30/2013	1,632.97	163.37	26.28	(0.0184)	(0.0216)	(0.0584)	0.6626	0.8217	0.7939	0.9006	1.13
8/29/2013	1,638.17	164.86	26.91	(0.0113)	(0.0061)	(0.0324)	0.6610	0.8187	0.7929	0.8986	1.13
8/28/2013	1,634.96	165.56	26.81	(0.0048)	0.0007	(0.0297)	0.6635	0.8120	0.7946	0.8940	1.13
8/27/2013	1,630.48	164.93	26.88	(0.0132)	(0.0161)	(0.0383)	0.6637	0.8126	0.7947	0.8945	1.13
8/26/2013	1,656.78	165.97	27.33	0.0065	(0.0000)	0.0029	0.6629	0.8105	0.7942	0.8931	1.12
8/23/2013	1,663.50	166.97	27.91	0.0046	(0.0068)	0.0050	0.6626	0.8118	0.7939	0.8939	1.13
8/22/2013	1,656.96	165.87	27.81	(0.0026)	(0.0266)	(0.0071)	0.6574	0.8089	0.7905	0.8920	1.13
8/21/2013	1,642.80	165.45	27.63	(0.0253)	(0.0455)	(0.0449)	0.6579	0.8068	0.7908	0.8906	1.13
8/20/2013	1,652.35	167.62	27.95	(0.0247)	(0.0424)	(0.0315)	0.6530	0.8046	0.7875	0.8891	1.13
8/19/2013	1,646.06	165.97	27.25	(0.0257)	(0.0577)	(0.0655)	0.6498	0.8000	0.7854	0.8860	1.13
8/16/2013	1,655.83	168.11	27.77	(0.0210)	(0.0461)	(0.0408)	0.6450	0.7909	0.7821	0.8799	1.13
8/15/2013	1,661.32	170.40	28.01	(0.0213)	(0.0391)	(0.0404)	0.6423	0.7860	0.7803	0.8767	1.12
8/14/2013	1,685.39	173.32	28.93	(0.0033)	(0.0149)	0.0042	0.6387	0.7820	0.7779	0.8739	1.12
8/13/2013	1,694.16	175.05	28.86	(0.0019)	(0.0065)	(0.0130)	0.6383	0.7821	0.7776	0.8740	1.12
8/12/2013	1,689.47	176.13	29.16	(0.0103)	(0.0082)	(0.0654)	0.6382	0.7819	0.7776	0.8739	1.12
8/9/2013	1,691.42	176.24	28.95	(0.0107)	(0.0148)	(0.0724)	0.6382	0.7774	0.7776	0.8709	1.12
8/8/2013	1,697.48	177.34	29.19	(0.0055)	(0.0089)	(0.0647)	0.6397	0.7732	0.7786	0.8680	1.11
8/7/2013	1,690.91	175.95	28.81	0.0031	(0.0010)	(0.0582)	0.6406	0.7719	0.7792	0.8672	1.11
8/6/2013	1,697.37	176.20	29.24	0.0068	(0.0016)	(0.0583)	0.6417	0.7728	0.7799	0.8678	1.11
8/5/2013	1,707.14	177.58	31.20	0.0129	0.0074	0.0003	0.6451	0.7775	0.7822	0.8709	1.11
8/2/2013	1,709.67	178.89	31.21	0.0107	0.0117	(0.0095)	0.6453	0.7783	0.7824	0.8715	1.11
8/1/2013	1,706.87	178.93	31.21	0.0098	0.0105	(0.0133)	0.6444	0.7760	0.7817	0.8699	1.11
7/31/2013	1,685.73	176.13	30.59	(0.0001)	0.0077	(0.0110)	0.6435	0.7740	0.7811	0.8686	1.11
7/30/2013	1,685.96	176.49	31.05	(0.0038)	(0.0053)	(0.0186)	0.6464	0.7702	0.7831	0.8660	1.11
7/29/2013	1,685.33	176.27	31.19	(0.0060)	(0.0039)	(0.0148)	0.6548	0.7617	0.7887	0.8604	1.09
7/26/2013	1,691.65	176.83	31.51	(0.0003)	0.0015	(0.0060)	0.6572	0.7543	0.7903	0.8554	1.08
7/25/2013	1,690.25	177.06	31.63	0.0005	0.0057	-	0.6580	0.7528	0.7909	0.8543	1.08
7/24/2013	1,685.94	174.78	30.93	0.0030	0.0035	(0.0125)	0.6565	0.7537	0.7899	0.8550	1.08
7/23/2013	1,692.39	177.43	31.64	0.0096	0.0204	0.0230	0.6552	0.7549	0.7890	0.8558	1.08
7/22/2013	1,695.53	176.95	31.66	0.0077	0.0126	0.0357	0.6548	0.7533	0.7887	0.8547	1.08
7/19/2013	1,692.09	176.56	31.70	0.0071	0.0281	0.0542	0.6482	0.7493	0.7843	0.8520	1.09
7/18/2013	1,689.37	176.05	31.63	0.0086	0.0259	0.0526	0.6449	0.7470	0.7821	0.8505	1.09
7/17/2013	1,680.91	174.18	31.32	0.0171	0.0310	0.0592	0.6554	0.7433	0.7892	0.8480	1.07
7/16/2013	1,676.26	173.89	30.93	0.0145	0.0356	0.0524	0.6568	0.7381	0.7901	0.8445	1.07
7/15/2013	1,682.50	174.76	30.57	0.0256	0.0515	0.0560	0.6774	0.7527	0.8039	0.8543	1.06
7/12/2013	1,680.19	171.74	30.07	0.0296	0.0460	0.0284	0.6733	0.7471	0.8011	0.8505	1.06
7/11/2013	1,675.02	171.60	30.05	0.0							



Docket No. EL18-  
Volume 4A  
Section 6

6/25/2013	1,588.03	160.10	27.77	(0.0386)	(0.0300)	(0.0317)	0.7037	0.6953	0.8215	0.8159	0.99
6/24/2013	1,573.09	158.42	27.29	(0.0402)	(0.0293)	(0.0285)	0.7032	0.6943	0.8211	0.8152	0.99
6/21/2013	1,592.43	158.43	27.31	(0.0211)	(0.0273)	(0.0162)	0.7035	0.6934	0.8213	0.8146	0.99
6/20/2013	1,588.19	156.09	27.01	(0.0294)	(0.0381)	(0.0419)	0.7021	0.6923	0.8204	0.8138	0.99
6/19/2013	1,628.93	161.24	27.95	0.0102	0.0087	0.0054	0.7004	0.6897	0.8193	0.8121	0.99
6/18/2013	1,651.81	165.05	28.68	0.0158	0.0195	0.0239	0.7003	0.6897	0.8192	0.8121	0.99
6/17/2013	1,639.04	163.20	28.09	(0.0023)	(0.0005)	(0.0035)	0.6996	0.6893	0.8187	0.8118	0.99
6/14/2013	1,626.73	162.87	27.76	(0.0101)	(0.0014)	(0.0117)	0.7000	0.6890	0.8190	0.8116	0.99
6/13/2013	1,636.36	162.28	28.19	0.0085	0.0046	0.0100	0.7004	0.6878	0.8193	0.8108	0.99
6/12/2013	1,612.52	159.85	27.80	0.0023	0.0018	0.0157	0.7005	0.6867	0.8193	0.8101	0.99
6/11/2013	1,626.13	161.90	28.01	(0.0032)	0.0014	0.0054	0.7005	0.6857	0.8193	0.8094	0.99
6/10/2013	1,642.81	163.27	28.19	0.0015	(0.0004)	0.0014	0.7000	0.6842	0.8190	0.8084	0.99
6/7/2013	1,643.38	163.10	28.09	0.0077	0.0020	0.0282	0.6998	0.6832	0.8189	0.8078	0.99
6/6/2013	1,622.56	161.53	27.91	(0.0193)	(0.0156)	0.0105	0.7003	0.6837	0.8192	0.8081	0.99
6/5/2013	1,608.90	159.56	27.37	(0.0239)	(0.0185)	(0.0076)	0.7006	0.6869	0.8194	0.8102	0.99
6/4/2013	1,631.38	161.67	27.86	(0.0173)	(0.0247)	(0.0211)	0.7013	0.6869	0.8198	0.8102	0.99
6/3/2013	1,640.42	163.35	28.15	(0.0056)	(0.0157)	(0.0085)	0.7002	0.6830	0.8192	0.8076	0.99
5/31/2013	1,630.74	162.77	27.32	(0.0120)	(0.0276)	(0.0438)	0.6995	0.6799	0.8187	0.8055	0.98
5/30/2013	1,654.41	164.09	27.62	(0.0006)	(0.0243)	(0.0393)	0.6990	0.6771	0.8184	0.8036	0.98
5/29/2013	1,648.36	162.56	27.58	(0.0125)	(0.0530)	(0.0657)	0.6991	0.6761	0.8184	0.8030	0.98
5/28/2013	1,660.06	165.76	28.46	(0.0037)	(0.0342)	(0.0313)	0.6967	0.6730	0.8168	0.8009	0.98
5/24/2013	1,649.60	165.95	28.39	(0.0107)	(0.0382)	(0.0415)	0.6959	0.6724	0.8163	0.8005	0.98
5/23/2013	1,650.51	167.39	28.57	0.0000	(0.0200)	(0.0309)	0.6943	0.6709	0.8152	0.7995	0.98
5/22/2013	1,655.35	168.18	28.75	(0.0021)	(0.0246)	(0.0349)	0.6940	0.6700	0.8150	0.7989	0.98
5/21/2013	1,669.16	171.66	29.52	0.0114	0.0053	0.0027	0.6939	0.6696	0.8149	0.7986	0.98
5/20/2013	1,666.29	171.63	29.38	0.0199	0.0181	(0.0007)	0.6941	0.6698	0.8150	0.7988	0.98
5/17/2013	1,667.47	172.54	29.62	0.0207	0.0149	(0.0120)	0.6940	0.6709	0.8150	0.7995	0.98
5/16/2013	1,650.47	170.81	29.48	0.0146	0.0114	(0.0054)	0.6940	0.6725	0.8150	0.8006	0.98
5/15/2013	1,658.78	172.42	29.79	0.0160	0.0021	(0.0287)	0.6932	0.6722	0.8145	0.8004	0.98
5/14/2013	1,650.34	170.76	29.44	0.0150	(0.0127)	(0.0482)	0.6939	0.6745	0.8149	0.8019	0.98
5/13/2013	1,633.77	168.58	29.40	0.0101	(0.0151)	(0.0489)	0.6949	0.6770	0.8156	0.8036	0.99
5/10/2013	1,633.70	170.00	29.98	0.0119	(0.0161)	(0.0326)	0.6956	0.6789	0.8160	0.8049	0.99
5/9/2013	1,626.67	168.88	29.64	0.0182	(0.0128)	(0.0292)	0.6966	0.6807	0.8168	0.8061	0.99
5/8/2013	1,632.69	172.06	30.67	0.0316	0.0143	0.0129	0.6990	0.6838	0.8183	0.8081	0.99
5/7/2013	1,625.96	172.96	30.93	0.0178	(0.0004)	(0.0087)	0.7007	0.6854	0.8195	0.8092	0.99
5/6/2013	1,617.50	171.17	30.91	0.0150	(0.0006)	(0.0080)	0.7027	0.6895	0.8208	0.8120	0.99
5/3/2013	1,614.42	172.77	30.99	0.0203	0.0026	0.0023	0.7038	0.6906	0.8215	0.8127	0.99
5/2/2013	1,597.59	171.07	30.53	0.0078	0.0045	(0.0221)	0.7037	0.6918	0.8215	0.8135	0.99
5/1/2013	1,582.70	169.64	30.28	0.0025	(0.0021)	(0.0351)	0.7036	0.6925	0.8214	0.8140	0.99
4/30/2013	1,597.57	173.02	31.20	0.0119	0.0206	(0.0057)	0.7035	0.6924	0.8213	0.8139	0.99
4/29/2013	1,593.61	171.27	31.16	0.0199	0.0194	0.0150	0.7035	0.6929	0.8213	0.8142	0.99
4/26/2013	1,582.24	169.31	30.92	0.0173	0.0067	0.0049	0.7033	0.6932	0.8212	0.8145	0.99
4/25/2013	1,585.16	170.31	31.22	0.0282	0.0314	0.0338	0.7040	0.6946	0.8217	0.8154	0.99
4/24/2013	1,578.79	169.99	31.38	0.0173	0.0335	0.0429	0.7035	0.6942	0.8213	0.8151	0.99
4/23/2013	1,578.78	169.53	31.38	0.0027	0.0233	0.0169	0.7029	0.6938	0.8210	0.8149	0.99
4/22/2013	1,562.50	168.02	30.70	0.0065	0.0270	0.0139	0.7033	0.6945	0.8212	0.8153	0.99
4/19/2013	1,555.25	168.19	30.77	(0.0211)	0.0056	(0.0216)	0.7030	0.6946	0.8210	0.8154	0.99
4/18/2013	1,541.61	165.12	30.20	(0.0325)	(0.0128)	(0.0440)	0.7047	0.6944	0.8221	0.8152	0.99
4/17/2013	1,552.01	164.48	30.09	(0.0225)	(0.0150)	(0.0442)	0.7058	0.6919	0.8229	0.8136	0.99
4/16/2013	1,574.57	165.67	30.86	0.0038	0.0026	0.0006	0.7064	0.6913	0.8233	0.8132	0.99
4/15/2013	1,552.36	163.60	30.28	(0.0069)	(0.0178)	(0.0304)	0.7065	0.6928	0.8234	0.8142	0.99
4/12/2013	1,588.85	167.26	31.45	0.0229	0.0121	0.0168	0.7060	0.6923	0.8230	0.8138	0.99
4/11/2013	1,593.37	167.26	31.59	0.0214	0.0147	0.0187	0.7066	0.6920	0.8235	0.8137	0.99
4/10/2013	1,587.73	166.99	31.48	0.0219	0.0229	0.0321	0.7067	0.6922	0.8235	0.8138	0.99
4/9/2013	1,568.61	165.25	30.84	(0.0010)	0.0043	(0.0039)	0.7062	0.6913	0.8232	0.8132	0.99
4/8/2013	1,563.07	166.56	31.23	0.0006	0.0122	0.0064	0.7061	0.6913	0.8231	0.8132	0.99
4/5/2013	1,553.28	165.26	30.93	(0.0101)	0.0012	(0.0067)	0.7062	0.6923	0.8231	0.8138	0.99
4/4/2013	1,559.98	164.83	31.01	(0.0018)	0.0067	0.0003	0.7066	0.6934	0.8234	0.8146	0.99
4/3/2013	1,553.69	163.26	30.50	(0.0064)	(0.0012)	(0.0161)	0.7066	0.6938	0.8234	0.8148	0.99
4/2/2013	1,570.25	164.53	30.96	0.0120	0.0148	0.0023	0.7068	0.6932	0.8235	0.8145	0.99
4/1/2013	1,562.17	164.55	31.03	0.0034	0.0142	0.0150	0.7073	0.6935	0.8239	0.8146	0.99
3/28/2013	1,569.19	165.07	31.14	0.0151	0.0191	0.0190	0.7078	0.6943	0.8242	0.8152	0.99
3/27/2013	1,562.85	163.74	31.00	0.0027	0.0114	0.0065	0.7083	0.6945	0.8245	0.8153	0.99
3/26/2013	1,563.77	163.45	31.00	0.0100	0.0175	0.0127	0.7100	0.6958	0.8257	0.8162	0.99
3/25/2013	1,551.69	162.13	30.89	(0.0003)	0.0062	0.0059	0.7106	0.6962	0.8261	0.8164	0.99
3/22/2013	1,556.89	162.25	30.57	(0.0024)	0.0020	(0.0097)	0.7104	0.6960	0.8260	0.8163	0.99
3/21/2013	1,545.80	161.97	30.56	(0.0112)	0.0254	(0.0049)	0.7107	0.6960	0.8262	0.8163	0.99
3/20/2013	1,558.71	161.89	30.80	0.0027	0.0296	0.0098	0.7125	0.6967	0.8274	0.8168	0.99
3/19/2013	1,548.34	160.64	30.61	(0.0027)	0.0267	0.0089	0.7125	0.6966	0.8273	0.8167	0.99
3/18/2013	1,552.10	161.13	30.71	(0.0026)	0.0276	0.0152	0.7130	0.6962	0.8277	0.8164	0.99
3/15/2013	1,560.70	161.93	30.87	0.0061	0.0361	0.0202	0.7135	0.6964	0.8281	0.8166	0.99
3/14/2013	1,563.23	157.95	30.71	0.0123	0.0175	0.0312	0.7136	0.6970	0.8281	0.8170	0.99
3/13/2013	1,554.52	157.23	30.50	0.0085	0.0090	0.0225	0.7145	0.6983	0.8287	0.8179	0.99
3/12/2013	1,552.48	156.47	30.34	0.0082	0.0060	0.0260	0.7154	0.6995	0.8293	0.8187	0.99
3/11/2013	1,556.22	156.81	30.25	0.0203	0.0167	0.0310	0.7157	0.6998	0.8295	0.8188	0.99
3/8/2013	1,551.18	156.29	30.26	0.0217	0.0214	0.0409	0.7156	0.6990	0.8294	0.8183	0.99
3/7/2013	1,544.26	155.23	29.78	0.0195	0.0147	0.0308	0.7153	0.6974	0.8292	0.8172	0.99
3/6/2013	1,541.46	155.83	29.83	0.0168	0.0189	0.0485	0.7154	0.6965	0.8293	0.8167	0.98
3/5/2013	1,539.79	155.54	29.57	0.0286	0.0217	0.0501	0.7157	0.6951	0.8295	0.8157	0.98
3/4/2013	1,525.20	154.24	29.34	0.0251	0.0166	0.0486	0.7167	0.6934	0.8302	0.8146	0.98
3/1/2013	1,518.20	153.01	29.07	0.0017	(0.0068)	0.0147	0.7176	0.6916	0.8308	0.8134	0.98
2/28/2013	1,514.68	152.98	28.89	0.0082	0.0024	0.0277	0.7180	0.6921	0.8311	0.8137	0.98
2/27/2013	1,515.99	152.94	28.45	0.0027	(0.0023)	0.0060	0.7187	0.6926	0.8315	0.8140	0.98
2/26/2013	1,496.94	152.23	28.16	(0.0222)	(0.0146)	(0.0130)	0.7185	0.6928	0.8314	0.8142	0.98
2/25/2013	1,487.85	151.73	27.98	(0.0210)	(0.0073)	(0.0018)	0.7184	0.6929	0.8313	0.8142	0.98
2/22/2013	1,515.60	154.06	28.65	(0.0038)	0.0073	0.0221	0.7195	0.6949	0.8321	0.8156	0.98
2/21/2013	1,502.42	152.61	28.11	(0.0118)	(0.0040)	0.0141	0.7202	0.6973	0.8325	0.8172	0.98
2/20/2013	1,511.95	153.29	28.28	(0.0049)	0.0022	0.0284	0.7206	0.6995	0.8328	0.8187	0.98
2/19/2013	1,530.94	154.49	28.53	0.0092	0.0127	0.048					

Docket No. EL18-  
Volume 4A  
Section 6

2/1/2013	1,513.17	151.65	27.34	0.0068	0.0217	0.0333	0.7255	0.7077	0.8361	0.8242	0.99
1/31/2013	1,498.11	150.59	26.88	0.0022	0.0187	0.0136	0.7252	0.7072	0.8359	0.8239	0.99
1/30/2013	1,501.96	150.07	26.75	0.0048	0.0186	0.0110	0.7269	0.7077	0.8371	0.8241	0.98
1/29/2013	1,507.84	150.25	27.11	0.0102	0.0175	0.0273	0.7267	0.7076	0.8369	0.8241	0.98
1/28/2013	1,500.18	149.24	26.69	0.0096	0.0216	0.0164	0.7261	0.7073	0.8365	0.8239	0.98
1/25/2013	1,502.96	148.44	26.46	0.0149	0.0203	0.0150	0.7254	0.7068	0.8360	0.8235	0.99
1/24/2013	1,494.82	147.83	26.52	0.0151	0.0223	0.0291	0.7246	0.7063	0.8355	0.8232	0.99
1/23/2013	1,494.81	147.32	26.46	0.0153	0.0108	0.0193	0.7236	0.7058	0.8348	0.8229	0.99
1/22/2013	1,492.56	147.67	26.39	0.0149	0.0138	0.0173	0.7236	0.7063	0.8348	0.8232	0.99
1/18/2013	1,485.98	146.09	26.26	0.0095	0.0040	0.0163	0.7228	0.7060	0.8343	0.8230	0.99
1/17/2013	1,480.94	145.48	26.07	0.0060	0.0032	0.0077	0.7229	0.7054	0.8344	0.8226	0.99
1/16/2013	1,472.63	144.59	25.77	0.0079	0.0010	0.0043	0.7228	0.7036	0.8343	0.8214	0.98
1/15/2013	1,472.34	145.75	25.96	0.0104	0.0119	0.0133	0.7228	0.7020	0.8343	0.8203	0.98
1/14/2013	1,470.68	145.66	25.94	0.0060	0.0069	0.0189	0.7227	0.7017	0.8342	0.8202	0.98
1/11/2013	1,472.05	145.51	25.84	0.0038	(0.0052)	0.0153	0.7225	0.7006	0.8341	0.8194	0.98
1/10/2013	1,472.12	145.02	25.87	0.0087	(0.0014)	0.0157	0.7226	0.6996	0.8342	0.8187	0.98
1/9/2013	1,461.02	144.46	25.66	(0.0010)	(0.0075)	(0.0031)	0.7227	0.6994	0.8342	0.8186	0.98
1/8/2013	1,457.15	144.03	25.62	0.0217	0.0155	0.0248	0.7224	0.6993	0.8340	0.8185	0.98
1/7/2013	1,461.89	144.66	25.46	0.0424	0.0348	0.0379	0.7220	0.6984	0.8337	0.8179	0.98
1/4/2013	1,466.47	146.27	25.45	0.0341	0.0379	0.0295	0.7211	0.6974	0.8331	0.8173	0.98
1/3/2013	1,459.37	145.22	25.47	0.0278	0.0291	0.0266	0.7189	0.6960	0.8317	0.8163	0.98
1/2/2013	1,462.42	145.55	25.74	0.0251	0.0184	0.0280	0.7181	0.6953	0.8311	0.8158	0.98
12/31/2012	1,426.19	141.84	25.00	(0.0028)	(0.0115)	(0.0071)	0.7180	0.6945	0.8311	0.8153	0.98
12/29/2012	1,402.43	139.79	24.53	(0.0286)	(0.0304)	(0.0258)	0.7177	0.6948	0.8308	0.8155	0.98
12/27/2012	1,418.10	140.93	24.72	(0.0123)	(0.0161)	(0.0140)	0.7167	0.6942	0.8302	0.8151	0.98
12/26/2012	1,419.83	141.12	24.81	(0.0186)	(0.0210)	(0.0131)	0.7163	0.6936	0.8299	0.8147	0.98
12/24/2012	1,426.66	142.92	25.04	(0.0026)	(0.0042)	0.0012	0.7157	0.6940	0.8295	0.8150	0.98
12/21/2012	1,430.15	143.50	25.18	0.0117	0.0219	0.0182	0.7157	0.6940	0.8295	0.8150	0.98
12/20/2012	1,443.69	144.17	25.18	0.0171	0.0212	0.0157	0.7152	0.6937	0.8292	0.8148	0.98
12/19/2012	1,435.81	143.24	25.07	0.0051	0.0079	0.0064	0.7147	0.6937	0.8289	0.8148	0.98
12/18/2012	1,446.79	144.14	25.14	0.0133	0.0102	0.0024	0.7147	0.6937	0.8289	0.8148	0.98
12/17/2012	1,430.36	143.53	25.01	0.0083	0.0058	0.0032	0.7147	0.6941	0.8289	0.8151	0.98
12/14/2012	1,413.58	140.42	24.73	(0.0032)	(0.0135)	0.0028	0.7147	0.6944	0.8288	0.8152	0.98
12/13/2012	1,419.45	141.17	24.79	0.0039	(0.0108)	0.0131	0.7141	0.6944	0.8284	0.8153	0.98
12/12/2012	1,428.48	142.12	24.91	0.0136	(0.0052)	0.0163	0.7135	0.6950	0.8281	0.8156	0.98
12/11/2012	1,427.84	142.69	25.08	0.0148	0.0087	0.0321	0.7141	0.6948	0.8285	0.8155	0.98
12/10/2012	1,418.55	142.70	24.93	0.0064	0.0063	0.0188	0.7142	0.6940	0.8285	0.8150	0.98
12/7/2012	1,418.07	142.34	24.66	0.0013	0.0002	0.0177	0.7142	0.6937	0.8285	0.8148	0.98
12/6/2012	1,413.94	142.71	24.47	(0.0014)	0.0097	0.0112	0.7142	0.6938	0.8285	0.8148	0.98
12/5/2012	1,409.28	142.87	24.51	(0.0005)	0.0168	0.0221	0.7146	0.6934	0.8288	0.8146	0.98
12/4/2012	1,407.05	141.46	24.30	0.0058	0.0123	0.0167	0.7145	0.6930	0.8287	0.8143	0.98
12/3/2012	1,409.46	141.81	24.47	0.0023	0.0180	0.0238	0.7143	0.6921	0.8286	0.8137	0.98
11/30/2012	1,416.18	142.31	24.23	0.0050	0.0292	0.0224	0.7143	0.6915	0.8286	0.8133	0.98
11/29/2012	1,415.95	141.35	24.20	0.0179	0.0227	0.0228	0.7139	0.6903	0.8283	0.8125	0.98
11/28/2012	1,409.93	140.51	23.98	0.0159	0.0154	0.0239	0.7134	0.6898	0.8280	0.8122	0.98
11/27/2012	1,398.94	139.73	23.90	0.0087	0.0101	0.0144	0.7133	0.6893	0.8279	0.8118	0.98
11/26/2012	1,406.29	139.30	23.90	0.0341	0.0074	0.0240	0.7132	0.6890	0.8279	0.8116	0.98
11/23/2012	1,409.15	138.28	23.70	0.0413	0.0117	0.0251	0.7152	0.6889	0.8292	0.8116	0.98
11/21/2012	1,391.03	138.22	23.66	0.0262	0.0042	0.0220	0.7175	0.6895	0.8307	0.8119	0.98
11/20/2012	1,387.81	138.38	23.42	0.0097	(0.0055)	(0.0026)	0.7187	0.6892	0.8315	0.8117	0.98
11/19/2012	1,386.89	138.33	23.56	0.0050	(0.0063)	(0.0084)	0.7195	0.6898	0.8321	0.8122	0.98
11/16/2012	1,359.88	138.28	23.34	(0.0145)	(0.0160)	(0.0238)	0.7195	0.6902	0.8320	0.8124	0.98
11/15/2012	1,353.33	136.69	23.12	(0.0176)	(0.0243)	(0.0351)	0.7191	0.6898	0.8318	0.8122	0.98
11/14/2012	1,355.49	137.64	23.15	(0.0280)	(0.0188)	(0.0374)	0.7184	0.6886	0.8313	0.8113	0.98
11/13/2012	1,374.53	139.14	23.48	(0.0377)	(0.0357)	(0.0548)	0.7186	0.6881	0.8314	0.8110	0.98
11/12/2012	1,380.03	139.20	23.76	(0.0263)	(0.0298)	(0.0104)	0.7173	0.6850	0.8306	0.8089	0.97
11/9/2012	1,379.85	140.53	23.91	(0.0243)	(0.0264)	(0.0025)	0.7162	0.6875	0.8298	0.8106	0.98
11/8/2012	1,377.51	140.09	23.96	(0.0351)	(0.0431)	0.0004	0.7151	0.6905	0.8291	0.8126	0.98
11/7/2012	1,394.53	140.27	24.05	(0.0125)	(0.0372)	(0.0021)	0.7124	0.6948	0.8273	0.8155	0.99
11/6/2012	1,428.39	144.29	24.84	0.0116	(0.0049)	0.0350	0.7108	0.6956	0.8262	0.8160	0.99
11/5/2012	1,417.26	143.48	24.01	0.0030	(0.0103)	-	0.7102	0.6952	0.8258	0.8158	0.99
11/2/2012	1,414.20	144.35	23.97	0.0039	0.0016	0.0059	0.7084	0.6971	0.8247	0.8170	0.99
11/1/2012	1,427.59	146.40	23.95	0.0102	0.0123	(0.0008)	0.7068	0.6978	0.8235	0.8176	0.99
10/31/2012	1,412.16	145.68	24.10	(0.0151)	0.0017	0.0092	0.7051	0.6987	0.8224	0.8181	0.99
10/26/2012	1,411.94	145.00	24.00	(0.0148)	(0.0050)	0.0071	0.7047	0.6999	0.8222	0.8189	1.00
10/25/2012	1,412.97	144.98	24.01	(0.0304)	(0.0137)	(0.0017)	0.7050	0.7008	0.8224	0.8195	1.00
10/24/2012	1,408.75	144.12	23.83	(0.0357)	(0.0182)	(0.0173)	0.7057	0.7032	0.8228	0.8211	1.00
10/23/2012	1,413.11	144.62	23.97	(0.0287)	(0.0057)	(0.0062)	0.7060	0.7042	0.8230	0.8218	1.00
10/22/2012	1,433.82	145.44	23.88	(0.0044)	0.0021	(0.0054)	0.7072	0.7059	0.8238	0.8230	1.00
10/19/2012	1,433.19	145.73	23.83	0.0032	0.0127	0.0029	0.7074	0.7056	0.8240	0.8227	1.00
10/18/2012	1,457.34	146.99	24.05	0.0171	0.0191	0.0084	0.7074	0.7056	0.8240	0.8227	1.00
10/17/2012	1,460.91	146.79	24.25	0.0198	0.0207	0.0172	0.7072	0.7057	0.8238	0.8228	1.00
10/16/2012	1,454.92	145.45	24.12	0.0093	0.0065	0.0139	0.7069	0.7055	0.8236	0.8227	1.00
10/15/2012	1,440.13	145.13	24.01	(0.0108)	0.0069	0.0029	0.7069	0.7047	0.8236	0.8221	1.00
10/12/2012	1,428.59	143.90	23.76	(0.0221)	(0.0011)	(0.0017)	0.7075	0.7046	0.8240	0.8221	1.00
10/11/2012	1,432.84	144.24	23.85	(0.0195)	(0.0004)	-	0.7100	0.7067	0.8257	0.8235	1.00
10/10/2012	1,432.56	143.81	23.84	(0.0127)	0.0041	0.0029	0.7110	0.7081	0.8264	0.8244	1.00
10/9/2012	1,441.48	144.51	23.79	(0.0030)	0.0127	(0.0013)	0.7131	0.7089	0.8278	0.8250	1.00
10/8/2012	1,455.88	144.13	23.94	0.0079	0.0142	0.0076	0.7138	0.7090	0.8282	0.8250	1.00
10/5/2012	1,460.93	144.06	23.80	0.0141	0.0087	(0.0025)	0.7130	0.7093	0.8277	0.8252	1.00
10/4/2012	1,461.40	144.31	23.85	0.0098	0.0098	(0.0112)	0.7128	0.7105	0.8276	0.8261	1.00
10/3/2012	1,450.99	143.22	23.77	0.0123	(0.0074)	(0.0071)	0.7133	0.7131	0.8279	0.8278	1.00
10/2/2012	1,445.75	142.70	23.82	0.0029	(0.0090)	(0.0050)	0.7146	0.7131	0.8288	0.8278	1.00
10/1/2012	1,444.49	142.11	23.76	(0.0085)	(0.0159)	(0.0083)	0.7155	0.7108	0.8294	0.8262	1.00
9/28/2012	1,440.67	142.82	23.86	(0.0133)	(0.0005)	(0.0025)	0.7156	0.7096	0.8294	0.8254	1.00
9/27/2012	1,447.15	142.91	24.12	(0.0090)	0.0021	0.0092	0.7162	0.7095	0.8299	0.8254	0.99
9/26/2012	1,433.32	144.29	23.94	(0.0190)	0.0153	0.0088	0.7165	0.7106	0.8301	0.8261	1.00
9/25/2012	1,441.59	144.00	23.94	(0.0121)	0.0152	0.0004	0.7185	0.7124	0.8314	0.8273	1.00
9/24/2012	1,456.89	1									

Docket No. EL18-  
Volume 4A  
Section 6

9/7/2012	1,437.92	143.55	23.19	0.0275	0.0147	0.0184	0.7258	0.7103	0.8363	0.8259	0.99
9/6/2012	1,432.12	144.22	22.89	0.0153	0.0152	(0.0039)	0.7261	0.7106	0.8365	0.8261	0.99
9/5/2012	1,403.44	141.84	22.80	(0.0042)	(0.0004)	(0.0061)	0.7256	0.7129	0.8361	0.8277	0.99
9/4/2012	1,404.94	142.39	23.07	(0.0039)	0.0030	0.0004	0.7255	0.7136	0.8361	0.8281	0.99
8/31/2012	1,406.58	141.11	22.64	(0.0032)	(0.0036)	(0.0096)	0.7261	0.7137	0.8365	0.8282	0.99
8/30/2012	1,399.48	141.46	22.77	(0.0019)	0.0079	0.0066	0.7265	0.7140	0.8368	0.8284	0.99
8/29/2012	1,410.49	142.07	22.98	(0.0021)	0.0004	(0.0004)	0.7270	0.7140	0.8371	0.8284	0.99
8/28/2012	1,409.30	141.89	22.94	(0.0027)	(0.0063)	(0.0017)	0.7267	0.7142	0.8369	0.8285	0.99
8/27/2012	1,410.44	141.96	23.06	(0.0054)	(0.0083)	0.0070	0.7264	0.7142	0.8367	0.8285	0.99
8/24/2012	1,411.13	141.62	22.86	(0.0050)	(0.0099)	(0.0104)	0.7266	0.7152	0.8368	0.8292	0.99
8/23/2012	1,402.08	140.36	22.62	(0.0095)	(0.0189)	(0.0191)	0.7264	0.7151	0.8367	0.8291	0.99
8/22/2012	1,413.49	142.00	22.99	0.0057	(0.0081)	0.0009	0.7259	0.7148	0.8364	0.8289	0.99
8/21/2012	1,413.17	142.79	22.98	0.0066	(0.0024)	(0.0065)	0.7261	0.7148	0.8365	0.8289	0.99
8/20/2012	1,418.13	143.15	22.90	0.0100	0.0039	(0.0078)	0.7256	0.7161	0.8362	0.8298	0.99
8/17/2012	1,418.16	143.03	23.10	0.0087	(0.0024)	(0.0261)	0.7258	0.7164	0.8363	0.8300	0.99
8/16/2012	1,415.51	143.07	23.06	0.0091	(0.0019)	(0.0225)	0.7258	0.7173	0.8363	0.8306	0.99
8/15/2012	1,405.53	143.16	22.97	0.0024	(0.0051)	(0.0230)	0.7249	0.7184	0.8357	0.8313	0.99
8/14/2012	1,403.93	143.13	23.13	0.0018	(0.0031)	(0.0115)	0.7240	0.7189	0.8351	0.8317	1.00
8/13/2012	1,404.11	142.60	23.08	0.0071	(0.0160)	(0.0111)	0.7235	0.7190	0.8348	0.8318	1.00
8/10/2012	1,405.87	143.38	23.72	0.0107	(0.0103)	0.0158	0.7228	0.7191	0.8343	0.8318	1.00
8/9/2012	1,402.80	143.33	23.59	0.0277	0.0028	0.0257	0.7226	0.7198	0.8341	0.8323	1.00
8/8/2012	1,402.22	143.90	23.51	0.0197	0.0116	0.0173	0.7227	0.7202	0.8342	0.8326	1.00
8/7/2012	1,401.35	143.57	23.40	0.0160	0.0004	(0.0030)	0.7221	0.7203	0.8338	0.8326	1.00
8/6/2012	1,394.23	144.92	23.34	0.0064	(0.0027)	(0.0185)	0.7211	0.7205	0.8331	0.8328	1.00
8/3/2012	1,390.99	144.88	23.35	0.0036	0.0032	(0.0098)	0.7189	0.7203	0.8317	0.8326	1.00
8/2/2012	1,365.00	142.93	23.00	0.0037	(0.0005)	(0.0065)	0.7144	0.7204	0.8287	0.8327	1.00
8/1/2012	1,375.14	142.25	23.11	0.0278	0.0060	0.0013	0.7128	0.7214	0.8276	0.8333	1.01
7/31/2012	1,379.32	143.52	23.47	0.0306	0.0129	0.0213	0.7116	0.7240	0.8268	0.8351	1.01
7/30/2012	1,385.30	145.31	23.78	0.0258	0.0117	0.0241	0.7120	0.7248	0.8271	0.8356	1.01
7/27/2012	1,385.97	144.41	23.58	0.0171	(0.0039)	(0.0038)	0.7133	0.7241	0.8279	0.8351	1.01
7/26/2012	1,360.02	143.01	23.15	(0.0120)	(0.0091)	(0.0318)	0.7140	0.7248	0.8284	0.8356	1.01
7/25/2012	1,337.89	141.40	23.08	(0.0254)	(0.0229)	(0.0327)	0.7134	0.7229	0.8280	0.8344	1.01
7/24/2012	1,338.31	141.69	22.98	(0.0186)	(0.0129)	(0.0340)	0.7125	0.7214	0.8274	0.8333	1.01
7/23/2012	1,350.52	143.63	23.22	(0.0023)	0.0052	(0.0186)	0.7118	0.7182	0.8269	0.8312	1.01
7/20/2012	1,362.66	144.97	23.67	0.0043	0.0091	(0.0105)	0.7124	0.7156	0.8273	0.8295	1.00
7/19/2012	1,376.51	144.33	23.91	0.0313	0.0186	0.0201	0.7135	0.7166	0.8280	0.8301	1.00
7/18/2012	1,372.78	144.72	23.86	0.0234	0.0224	0.0201	0.7142	0.7177	0.8285	0.8309	1.00
7/17/2012	1,363.67	143.54	23.79	0.0165	0.0184	0.0348	0.7139	0.7176	0.8283	0.8308	1.00
7/16/2012	1,353.64	142.88	23.66	0.0009	0.0130	0.0265	0.7134	0.7174	0.8280	0.8306	1.00
7/13/2012	1,356.78	143.66	23.92	0.0016	0.0155	0.0395	0.7136	0.7175	0.8281	0.8307	1.00
7/12/2012	1,334.76	141.68	23.44	(0.0240)	0.0156	0.0156	0.7127	0.7209	0.8275	0.8330	1.01
7/11/2012	1,341.45	141.55	23.39	(0.0237)	(0.0095)	0.0095	0.7126	0.7290	0.8275	0.8384	1.01
7/10/2012	1,341.47	140.95	22.99	(0.0176)	(0.0136)	(0.0073)	0.7113	0.7339	0.8266	0.8417	1.02
7/9/2012	1,352.46	141.05	23.05	(0.0071)	(0.0009)	0.0105	0.7098	0.7354	0.8256	0.8427	1.02
7/6/2012	1,354.68	141.47	23.01	0.0193	0.0072	0.0195	0.7082	0.7381	0.8245	0.8445	1.02
7/5/2012	1,367.58	142.08	23.08	0.0268	0.0179	0.0240	0.7085	0.7377	0.8247	0.8442	1.02
7/3/2012	1,374.02	142.91	23.17	0.0409	0.0351	0.0456	0.7086	0.7374	0.8248	0.8441	1.02
7/2/2012	1,365.51	142.88	23.16	0.0394	0.0347	0.0409	0.7082	0.7330	0.8245	0.8411	1.02
6/29/2012	1,362.16	141.18	22.81	0.0203	0.0155	0.0169	0.7069	0.7279	0.8236	0.8377	1.02
6/28/2012	1,329.04	140.45	22.57	0.0027	0.0106	0.0126	0.7057	0.7250	0.8228	0.8358	1.02
6/27/2012	1,331.85	139.59	22.54	(0.0176)	(0.0094)	(0.0044)	0.7052	0.7241	0.8225	0.8352	1.02
6/26/2012	1,319.99	138.06	22.16	(0.0280)	(0.0283)	(0.0315)	0.7049	0.7250	0.8223	0.8358	1.02
6/25/2012	1,313.72	138.10	22.25	(0.0231)	(0.0284)	(0.0031)	0.7040	0.7239	0.8217	0.8350	1.02
6/22/2012	1,335.02	139.03	22.43	(0.0058)	(0.0159)	0.0049	0.7031	0.7256	0.8211	0.8361	1.02
6/21/2012	1,325.51	138.97	22.29	(0.0027)	(0.0111)	(0.0031)	0.7060	0.7313	0.8230	0.8400	1.02
6/20/2012	1,355.69	140.91	22.64	0.0310	0.0071	0.0152	0.7089	0.7350	0.8249	0.8425	1.02
6/19/2012	1,357.98	142.09	22.88	0.0255	0.0133	0.0376	0.7131	0.7404	0.8278	0.8460	1.02
6/18/2012	1,344.78	142.14	22.32	0.0274	0.0164	0.0178	0.7158	0.7443	0.8296	0.8487	1.02
6/15/2012	1,342.84	141.28	22.32	0.0130	0.0079	0.0045	0.7161	0.7440	0.8298	0.8485	1.02
6/14/2012	1,329.10	140.53	22.36	0.0107	0.0061	0.0036	0.7165	0.7439	0.8300	0.8484	1.02
6/13/2012	1,314.88	139.91	22.30	(0.0002)	0.0018	0.0050	0.7164	0.7437	0.8300	0.8483	1.02
6/12/2012	1,324.18	140.22	22.05	0.0301	0.0173	0.0175	0.7163	0.7436	0.8299	0.8482	1.02
6/11/2012	1,308.93	139.84	21.93	0.0241	0.0228	0.0248	0.7169	0.7453	0.8303	0.8493	1.02
6/8/2012	1,325.66	140.18	22.22	0.0373	0.0257	0.0452	0.7172	0.7431	0.8305	0.8479	1.02
6/7/2012	1,314.99	139.68	22.28	0.0036	0.0173	0.0544	0.7184	0.7395	0.8313	0.8455	1.02
6/6/2012	1,315.13	139.67	22.19	0.0014	0.0247	0.0567	0.7216	0.7367	0.8334	0.8436	1.01
6/5/2012	1,285.50	137.83	21.67	(0.0352)	0.0021	0.0183	0.7250	0.7318	0.8357	0.8403	1.01
6/4/2012	1,278.18	136.72	21.40	(0.0301)	(0.0020)	0.0118	0.7318	0.7352	0.8403	0.8426	1.00
6/1/2012	1,278.04	136.68	21.26	(0.0323)	0.0008	0.0057	0.7347	0.7368	0.8423	0.8436	1.00
5/31/2012	1,310.33	137.31	21.13	(0.0065)	0.0130	0.0005	0.7376	0.7402	0.8442	0.8459	1.00
5/30/2012	1,313.32	136.30	21.00	(0.0025)	(0.0026)	(0.0076)	0.7381	0.7392	0.8445	0.8452	1.00
5/29/2012	1,332.42	137.55	21.28	0.0125	0.0140	0.0014	0.7368	0.7367	0.8436	0.8436	1.00
5/25/2012	1,317.82	136.99	21.15	0.0174	0.0175	0.0024	0.7351	0.7311	0.8425	0.8398	1.00
5/24/2012	1,320.68	136.57	21.14	0.0121	0.0088	(0.0084)	0.7293	0.7233	0.8386	0.8346	1.00
5/23/2012	1,318.86	135.55	21.12	(0.0045)	(0.0116)	(0.0218)	0.7255	0.7203	0.8361	0.8326	1.00
5/22/2012	1,316.63	136.65	21.16	(0.0105)	(0.0041)	(0.0131)	0.7238	0.7201	0.8349	0.8325	1.00
5/21/2012	1,315.99	135.65	21.25	(0.0167)	(0.0149)	(0.0116)	0.7245	0.7211	0.8354	0.8332	1.00
5/18/2012	1,295.22	134.63	21.10	(0.0430)	(0.0223)	(0.0191)	0.7260	0.7258	0.8364	0.8363	1.00
5/17/2012	1,304.86	135.38	21.32	(0.0391)	(0.0193)	(0.0300)	0.7282	0.7301	0.8379	0.8391	1.00
5/16/2012	1,324.80	137.14	21.59	(0.0220)	0.0016	(0.0114)	0.7292	0.7326	0.8386	0.8409	1.00
5/15/2012	1,330.66	137.22	21.44	(0.0242)	(0.0008)	(0.0259)	0.7314	0.7319	0.8400	0.8404	1.00
5/14/2012	1,338.35	137.69	21.50	(0.0228)	0.0087	0.0014	0.7346	0.7315	0.8422	0.8401	1.00
5/11/2012	1,353.39	137.71	21.51	(0.0115)	0.0020	0.0047	0.7385	0.7341	0.8448	0.8418	1.00
5/10/2012	1,357.99	138.05	21.98	(0.0241)	(0.0019)	0.0167	0.7426	0.7381	0.8476	0.8445	1.00
5/9/2012	1,354.58	136.92	21.84	(0.0340)	(0.0105)	0.0028	0.7451	0.7469	0.8492	0.8504	1.00
5/8/2012	1,363.72	137.33	22.01	(0.0299)	(0.0157)	0.0050	0.7468	0.7544	0.8503	0.8554	1.01
5/7/2012	1,369.58	136.50	21.47	(0.0203)	(0.0212)	(0.0223)	0.7475	0.7599	0.8508	0.8591	1.01
5/4/2012	1,369.10	137.44	21.41	(0.0244)	(0.0139)	(0.0246)	0.7475	0.7590	0.8508	0.8585	1.01
5/3/2012	1,391.57	138.31	21.62	(0.0060)	(0.0021)	(0.0132)</					

Docket No. EL18-  
Volume 4A  
Section 6

4/18/2012	1,385.14	135.28	21.48	0.0120	0.0150	0.0137	0.7645	0.7790	0.8622	0.8720	1.01
4/17/2012	1,390.78	136.20	21.77	0.0237	0.0227	0.0264	0.7689	0.7844	0.8652	0.8756	1.01
4/16/2012	1,369.57	134.97	21.44	(0.0091)	(0.0033)	(0.0083)	0.7731	0.7906	0.8680	0.8797	1.01
4/13/2012	1,370.26	133.71	21.18	(0.0199)	(0.0159)	(0.0302)	0.7731	0.7917	0.8680	0.8804	1.01
4/12/2012	1,387.57	134.18	21.42	(0.0081)	(0.0233)	(0.0197)	0.7712	0.7918	0.8667	0.8805	1.02
4/11/2012	1,368.71	133.28	21.19	(0.0316)	(0.0368)	(0.0386)	0.7685	0.7908	0.8649	0.8798	1.02
4/10/2012	1,358.59	133.17	21.21	(0.0426)	(0.0372)	(0.0459)	0.7694	0.7916	0.8655	0.8804	1.02
4/9/2012	1,382.20	135.42	21.62	(0.0186)	(0.0161)	(0.0037)	0.7701	0.7913	0.8659	0.8801	1.02
4/5/2012	1,398.08	135.88	21.84	(0.0037)	(0.0140)	0.0055	0.7698	0.7920	0.8658	0.8806	1.02
4/4/2012	1,398.96	137.38	21.85	(0.0047)	0.0034	(0.0122)	0.7706	0.7942	0.8663	0.8821	1.02
4/3/2012	1,413.38	138.37	22.04	0.0006	0.0050	(0.0125)	0.7742	0.7976	0.8687	0.8844	1.02
4/2/2012	1,419.04	138.32	22.23	0.0018	0.0070	(0.0018)	0.7805	0.8056	0.8729	0.8897	1.02
3/30/2012	1,408.47	137.64	21.70	0.0081	0.0158	0.0037	0.7824	0.8109	0.8742	0.8933	1.02
3/29/2012	1,403.28	137.81	21.72	0.0075	0.0210	0.0116	0.7816	0.8120	0.8737	0.8940	1.02
3/28/2012	1,405.54	136.91	22.12	0.0019	0.0097	0.0241	0.7810	0.8114	0.8733	0.8937	1.02
3/27/2012	1,412.52	137.69	22.32	0.0050	0.0120	0.0305	0.7806	0.8116	0.8730	0.8938	1.02
3/26/2012	1,416.51	137.36	22.27	0.0048	0.0081	0.0192	0.7799	0.8117	0.8725	0.8939	1.02
3/23/2012	1,397.11	135.51	21.62	(0.0050)	(0.0070)	(0.0132)	0.7798	0.8116	0.8725	0.8938	1.02
3/22/2012	1,392.78	134.97	21.47	(0.0070)	(0.0133)	(0.0169)	0.7793	0.8111	0.8722	0.8935	1.02
3/21/2012	1,402.89	135.60	21.60	0.0062	(0.0077)	0.0019	0.7780	0.8100	0.8713	0.8927	1.02
3/20/2012	1,405.52	136.06	21.66	0.0069	(0.0201)	(0.0105)	0.7789	0.8104	0.8719	0.8930	1.02
3/19/2012	1,409.75	136.26	21.85	0.0282	(0.0147)	0.0028	0.7804	0.8109	0.8728	0.8933	1.02
3/16/2012	1,404.17	136.46	21.91	0.0243	(0.0072)	0.0129	0.7828	0.8121	0.8745	0.8941	1.02
3/15/2012	1,402.60	136.80	21.84	0.0269	0.0028	0.0230	0.7842	0.8123	0.8754	0.8942	1.02
3/14/2012	1,394.28	136.65	21.56	0.0308	0.0063	0.0132	0.7858	0.8126	0.8765	0.8945	1.02
3/13/2012	1,395.95	138.85	21.89	0.0391	0.0282	0.0424	0.7873	0.8134	0.8775	0.8950	1.02
3/12/2012	1,371.09	138.30	21.79	0.0050	0.0198	0.0264	0.7876	0.8119	0.8777	0.8940	1.02
3/9/2012	1,370.87	137.44	21.63	0.0009	0.0164	0.0320	0.7874	0.8125	0.8776	0.8944	1.02
3/8/2012	1,365.91	136.41	21.35	(0.0060)	0.0058	0.0090	0.7863	0.8120	0.8768	0.8940	1.02
3/7/2012	1,352.63	135.80	21.28	(0.0096)	0.0007	0.0019	0.7863	0.8120	0.8768	0.8941	1.02
3/6/2012	1,343.36	135.03	21.00	(0.0210)	(0.0057)	(0.0251)	0.7864	0.8119	0.8769	0.8940	1.02
3/5/2012	1,364.34	135.61	21.23	(0.0024)	(0.0111)	(0.0217)	0.7869	0.8107	0.8772	0.8932	1.02
3/2/2012	1,369.63	135.22	20.96	0.0028	(0.0186)	(0.0390)	0.7869	0.8100	0.8772	0.8927	1.02
3/1/2012	1,374.09	135.63	21.16	0.0078	(0.0124)	(0.0338)	0.7872	0.8101	0.8774	0.8927	1.02
2/29/2012	1,365.68	135.70	21.24	0.0059	(0.0085)	(0.0212)	0.7881	0.8104	0.8780	0.8929	1.02
2/28/2012	1,372.18	135.81	21.54	0.0073	(0.0081)	(0.0074)	0.7891	0.8103	0.8787	0.8929	1.02
2/27/2012	1,367.59	137.14	21.70	0.0047	(0.0057)	(0.0136)	0.7896	0.8104	0.8790	0.8930	1.02
2/24/2012	1,365.74	137.79	21.81	0.0057	(0.0036)	(0.0014)	0.7897	0.8106	0.8791	0.8931	1.02
2/23/2012	1,363.46	137.34	21.90	0.0151	0.0031	0.0210	0.7898	0.8107	0.8791	0.8932	1.02
2/22/2012	1,357.66	136.86	21.70	0.0053	(0.0042)	-	0.7902	0.8103	0.8794	0.8929	1.02
2/21/2012	1,362.21	136.92	21.70	0.0077	(0.0075)	(0.0055)	0.7901	0.8104	0.8794	0.8930	1.02
2/17/2012	1,361.23	137.93	22.00	0.0138	(0.0001)	(0.0086)	0.7904	0.8106	0.8796	0.8931	1.02
2/16/2012	1,358.04	138.28	21.84	0.0045	(0.0051)	(0.0233)	0.7908	0.8112	0.8799	0.8935	1.02
2/15/2012	1,343.23	136.92	21.45	(0.0050)	(0.0146)	(0.0445)	0.7906	0.8114	0.8797	0.8936	1.02
2/14/2012	1,350.50	137.43	21.70	0.0026	(0.0134)	(0.0114)	0.7900	0.8104	0.8793	0.8929	1.02
2/13/2012	1,351.77	137.96	21.82	0.0055	(0.0045)	(0.0206)	0.7899	0.8101	0.8792	0.8927	1.02
2/10/2012	1,342.64	137.94	22.19	(0.0017)	(0.0059)	(0.0116)	0.7896	0.8100	0.8791	0.8927	1.02
2/9/2012	1,351.95	138.98	22.36	0.0199	0.0069	0.0122	0.7899	0.8103	0.8792	0.8929	1.02
2/8/2012	1,349.96	138.94	22.45	0.0195	(0.0015)	0.0168	0.7909	0.8115	0.8799	0.8937	1.02
2/7/2012	1,347.05	139.29	21.95	0.0264	0.0123	(0.0063)	0.7920	0.8124	0.8806	0.8943	1.02
2/6/2012	1,344.33	138.59	22.28	0.0239	0.0146	(0.0062)	0.7929	0.8155	0.8813	0.8964	1.02
2/3/2012	1,344.90	138.76	22.45	0.0217	0.0034	(0.0009)	0.7939	0.8212	0.8819	0.9002	1.02
2/2/2012	1,325.54	138.03	22.09	0.0054	(0.0106)	(0.0045)	0.7948	0.8258	0.8825	0.9033	1.02
2/1/2012	1,324.09	139.16	22.08	(0.0015)	0.0001	0.0036	0.7946	0.8273	0.8824	0.9043	1.02
1/31/2012	1,312.41	137.61	22.09	(0.0017)	(0.0039)	0.0050	0.7948	0.8283	0.8825	0.9050	1.03
1/30/2012	1,313.01	136.59	22.42	(0.0023)	(0.0157)	0.0196	0.7955	0.8295	0.8830	0.9057	1.03
1/27/2012	1,316.33	138.29	22.47	0.0007	(0.0055)	0.0214	0.7954	0.8295	0.8829	0.9058	1.03
1/26/2012	1,318.43	139.52	22.19	0.0030	0.0067	0.0249	0.7953	0.8294	0.8828	0.9057	1.03
1/25/2012	1,326.05	139.15	22.00	0.0138	(0.0033)	0.0032	0.7948	0.8286	0.8825	0.9051	1.03
1/24/2012	1,314.65	138.14	21.98	0.0162	(0.0076)	0.0059	0.7951	0.8286	0.8827	0.9052	1.03
1/23/2012	1,316.00	138.78	21.99	0.0209	(0.0012)	(0.0045)	0.7962	0.8294	0.8834	0.9057	1.03
1/20/2012	1,315.38	139.05	22.00	0.0153	(0.0039)	(0.0143)	0.7972	0.8308	0.8841	0.9066	1.03
1/19/2012	1,314.50	138.59	21.65	0.0170	(0.0089)	(0.0265)	0.7979	0.8318	0.8846	0.9073	1.03
1/18/2012	1,308.04	139.60	21.93	0.0124	(0.0055)	(0.0072)	0.7988	0.8334	0.8852	0.9084	1.03
1/17/2012	1,293.67	139.19	21.85	0.0101	(0.0031)	(0.0100)	0.8010	0.8338	0.8867	0.9086	1.02
1/13/2012	1,289.09	138.94	22.09	0.0088	(0.0014)	(0.0009)	0.8029	0.8350	0.8880	0.9095	1.02
1/12/2012	1,295.50	139.60	22.32	0.0113	(0.0035)	0.0022	0.8047	0.8347	0.8891	0.9092	1.02
1/11/2012	1,292.48	139.83	22.24	0.0119	0.0029	0.0014	0.8061	0.8328	0.8901	0.9080	1.02
1/10/2012	1,292.08	140.38	22.09	0.0118	0.0040	(0.0067)	0.8076	0.8294	0.8911	0.9057	1.02
1/9/2012	1,280.70	139.63	22.07	0.0184	(0.0169)	0.0023	0.8079	0.8292	0.8913	0.9055	1.02
1/6/2012	1,277.81	139.14	22.11	0.0117	(0.0267)	0.0027	0.8095	0.8281	0.8923	0.9048	1.01
1/5/2012	1,281.06	140.09	22.27	0.0251	(0.0111)	0.0150	0.8105	0.8315	0.8931	0.9071	1.02
1/4/2012	1,277.30	139.42	22.21	0.0094	(0.0245)	0.0014	0.8129	0.8340	0.8947	0.9088	1.02
1/3/2012	1,277.06	139.82	22.24	0.0093	(0.0133)	0.0183	0.8141	0.8356	0.8954	0.9099	1.02
12/30/2011	1,257.80	142.04	22.02	0.0029	0.0117	0.0059	0.8149	0.8363	0.8960	0.9103	1.02
12/29/2011	1,263.02	142.96	22.05	0.0155	0.0186	0.0101	0.8154	0.8387	0.8963	0.9119	1.02
12/28/2011	1,249.64	141.65	21.94	0.0067	0.0211	0.0111	0.8153	0.8391	0.8963	0.9122	1.02
12/27/2011	1,265.43	142.92	22.18	0.0498	0.0604	0.0602	0.8146	0.8378	0.8958	0.9113	1.02
12/23/2011	1,265.33	141.71	21.84	0.0374	0.0416	0.0326	0.8126	0.8364	0.8945	0.9104	1.02
12/22/2011	1,254.00	140.40	21.89	0.0315	0.0355	0.0330	0.8120	0.8380	0.8941	0.9114	1.02
12/21/2011	1,243.72	140.35	21.83	0.0263	0.0487	0.0420	0.8122	0.8390	0.8942	0.9121	1.02
12/20/2011	1,241.30	138.73	21.70	0.0127	0.0269	0.0188	0.8121	0.8389	0.8941	0.9121	1.02
12/19/2011	1,205.35	134.78	20.92	(0.0252)	0.0008	(0.0201)	0.8109	0.8420	0.8933	0.9141	1.02
12/16/2011	1,219.66	136.05	21.15	(0.0283)	0.0037	(0.0167)	0.8117	0.8426	0.8939	0.9146	1.02
12/15/2011	1,215.75	135.58	21.19	(0.0151)	0.0111	0.0119	0.8122	0.8440	0.8942	0.9155	1.02
12/14/2011	1,211.82	133.84	20.95	(0.0390)	(0.0154)	(0.0287)	0.8122	0.8462	0.8942	0.9169	1.03
12/13/2011	1,225.73	135.10	21.30	(0.0260)	(0.0097)	(0.0088)	0.8138	0.8468	0.8952	0.9174	1.02
12/12/2011	1,236.47	134.67	21.35	(0.0164)	(0.0121)	(0.0093)	0.8145	0.8479	0.8957	0.9181	1.02
12/9/2011	1,255.19	135.55	21.51	0.0088	0.0009						

11/23/2011	1,161.79	128.67	19.97	(0.0607)	(0.0420)	(0.0306)	#VALUE!	#VALUE!	#VALUE!	#VALUE!	#VALUE!
11/22/2011	1,188.04	130.76	20.17	(0.0555)	(0.0386)	(0.0213)	#VALUE!	#VALUE!	#VALUE!	#VALUE!	#VALUE!
11/21/2011	1,192.98	132.02	20.48	(0.0470)	(0.0214)	0.0194	#VALUE!	#VALUE!	#VALUE!	#VALUE!	#VALUE!
11/18/2011	1,215.65	134.10	20.59	(0.0381)	(0.0229)	0.0049	#VALUE!	#VALUE!	#VALUE!	#VALUE!	#VALUE!
11/17/2011	1,216.13	133.50	20.39	(0.0190)	(0.0066)	(0.0010)	#VALUE!	#VALUE!	#VALUE!	#VALUE!	#VALUE!
11/16/2011	1,236.91	134.32	20.60	0.0064	0.0049	0.0039	#VALUE!	#VALUE!	#VALUE!	#VALUE!	#VALUE!
11/15/2011	1,257.81	136.01	20.61	(0.0142)	(0.0090)	(0.0010)	#VALUE!	#VALUE!	#VALUE!	#VALUE!	#VALUE!
11/14/2011	1,251.78	134.90	20.09	(0.0074)	(0.0031)	(0.0243)	#VALUE!	#VALUE!	#VALUE!	#VALUE!	#VALUE!
11/11/2011	1,263.85	137.24	20.49	0.0085	0.0146	0.0255	#VALUE!	#VALUE!	#VALUE!	#VALUE!	#VALUE!
11/10/2011	1,239.69	134.38	20.41	(0.0170)	(0.0090)	0.0282	#VALUE!	#VALUE!	#VALUE!	#VALUE!	#VALUE!
11/9/2011	1,229.10	133.67	20.52	(0.0071)	0.0083	0.0534	#VALUE!	#VALUE!	#VALUE!	#VALUE!	#VALUE!
11/8/2011	1,275.92	137.25	20.63	0.0473	0.0592	0.0881	#VALUE!	#VALUE!	#VALUE!	#VALUE!	#VALUE!
11/7/2011	1,261.12	135.33	20.59	0.0062	0.0133	0.0608	#VALUE!	#VALUE!	#VALUE!	#VALUE!	#VALUE!
11/4/2011	1,253.23	135.26	19.98	(0.0248)	0.0015	(0.0094)	#VALUE!	#VALUE!	#VALUE!	#VALUE!	#VALUE!
11/3/2011	1,261.15	135.60	19.85	(0.0182)	(0.0050)	(0.0289)	#VALUE!	#VALUE!	#VALUE!	#VALUE!	#VALUE!
11/2/2011	1,237.90	132.56	19.48	(0.0033)	(0.0031)	(0.0172)	#VALUE!	#VALUE!	#VALUE!	#VALUE!	#VALUE!
11/1/2011	1,218.28	129.58	18.96	(0.0088)	(0.0191)	(0.0400)	#VALUE!	#VALUE!	#VALUE!	#VALUE!	#VALUE!
10/31/2011	1,253.30	133.55	19.41	(0.0007)	(0.0095)	(0.0358)	#VALUE!	#VALUE!	#VALUE!	#VALUE!	#VALUE!
10/28/2011	1,285.09	135.06	20.17	0.0378	0.0086	0.0280	#VALUE!	#VALUE!	#VALUE!	#VALUE!	#VALUE!
10/27/2011	1,284.59	136.29	20.44	0.0569	0.0341	0.0613	#VALUE!	#VALUE!	#VALUE!	#VALUE!	#VALUE!
10/26/2011	1,242.00	132.97	19.82	0.0265	0.0144	0.0275	#VALUE!	#VALUE!	#VALUE!	#VALUE!	#VALUE!
10/25/2011	1,229.05	132.10	19.75	0.0030	0.0060	0.0113	#VALUE!	#VALUE!	#VALUE!	#VALUE!	#VALUE!
10/24/2011	1,254.19	134.83	20.13	0.0444	0.0396	0.0634	#VALUE!	#VALUE!	#VALUE!	#VALUE!	#VALUE!
10/21/2011	1,238.25	133.92	19.62	0.0112	0.0250	0.0051	#VALUE!	#VALUE!	#VALUE!	#VALUE!	#VALUE!
10/20/2011	1,215.39	131.79	19.26	0.0097	0.0250	0.0031	#VALUE!	#VALUE!	#VALUE!	#VALUE!	#VALUE!
10/19/2011	1,209.88	131.08	19.29	0.0022	0.0221	0.0042	#VALUE!	#VALUE!	#VALUE!	#VALUE!	#VALUE!
10/18/2011	1,225.38	131.31	19.53	0.0250	0.0270	0.0172	#VALUE!	#VALUE!	#VALUE!	#VALUE!	#VALUE!
10/17/2011	1,200.86	129.69	18.93	0.0050	0.0058	0.0005	#VALUE!	#VALUE!	#VALUE!	#VALUE!	#VALUE!
10/14/2011	1,224.58	130.65	19.52	0.0598	0.0371	0.0546	#VALUE!	#VALUE!	#VALUE!	#VALUE!	#VALUE!
10/13/2011	1,203.66	128.58	19.20	0.0332	0.0148	0.0137	#VALUE!	#VALUE!	#VALUE!	#VALUE!	#VALUE!
10/12/2011	1,207.25	128.25	19.21	0.0553	0.0303	0.0440	#VALUE!	#VALUE!	#VALUE!	#VALUE!	#VALUE!
10/11/2011	1,195.54	127.86	19.20	0.0637	0.0328	0.0515	#VALUE!	#VALUE!	#VALUE!	#VALUE!	#VALUE!
10/10/2011	1,194.89	128.95	18.92	0.0870	0.0505	0.0689	#VALUE!	#VALUE!	#VALUE!	#VALUE!	#VALUE!
10/7/2011	1,155.46	125.98	18.51	0.0213	0.0058	0.0115	#VALUE!	#VALUE!	#VALUE!	#VALUE!	#VALUE!
10/6/2011	1,164.97	126.70	18.94	0.0039	0.0064	0.0074	#VALUE!	#VALUE!	#VALUE!	#VALUE!	#VALUE!
10/5/2011	1,144.03	124.47	18.40	(0.0061)	0.0066	(0.0239)	#VALUE!	#VALUE!	#VALUE!	#VALUE!	#VALUE!
10/4/2011	1,123.95	123.80	18.26	(0.0438)	(0.0185)	(0.0612)	#VALUE!	#VALUE!	#VALUE!	#VALUE!	#VALUE!
10/3/2011	1,099.23	122.75	17.70	(0.0548)	(0.0185)	(0.0848)	#VALUE!	#VALUE!	#VALUE!	#VALUE!	#VALUE!
9/30/2011	1,131.42	125.25	18.30	(0.0044)	0.0068	(0.0533)	#VALUE!	#VALUE!	#VALUE!	#VALUE!	#VALUE!
9/29/2011	1,160.40	125.90	18.80	0.0273	0.0382	(0.0157)	#VALUE!	#VALUE!	#VALUE!	#VALUE!	#VALUE!
9/28/2011	1,151.06	123.65	18.85	(0.0135)	(0.0090)	(0.0303)	#VALUE!	#VALUE!	#VALUE!	#VALUE!	#VALUE!
9/27/2011	1,175.38	126.13	19.45	(0.0222)	(0.0136)	(0.0206)	#VALUE!	#VALUE!	#VALUE!	#VALUE!	#VALUE!
9/26/2011	1,162.95	125.06	19.34	(0.0342)	(0.0200)	(0.0330)	#VALUE!	#VALUE!	#VALUE!	#VALUE!	#VALUE!
9/23/2011	1,136.43	124.40	19.33	(0.0654)	(0.0279)	(0.0440)	#VALUE!	#VALUE!	#VALUE!	#VALUE!	#VALUE!
9/22/2011	1,129.56	121.27	19.10	(0.0658)	(0.0463)	(0.0469)	#VALUE!	#VALUE!	#VALUE!	#VALUE!	#VALUE!
9/21/2011	1,166.76	124.77	19.44	(0.0184)	(0.0051)	(0.0270)	#VALUE!	#VALUE!	#VALUE!	#VALUE!	#VALUE!
9/20/2011	1,202.09	127.87	19.86	0.0249	0.0233	(0.0060)	#VALUE!	#VALUE!	#VALUE!	#VALUE!	#VALUE!
9/19/2011	1,204.09	127.62	20.00	0.0360	0.0326	0.0152	#VALUE!	#VALUE!	#VALUE!	#VALUE!	#VALUE!
9/16/2011	1,216.01	127.96	20.22	0.0535	0.0415	0.0364	#VALUE!	#VALUE!	#VALUE!	#VALUE!	#VALUE!
9/15/2011	1,209.11	127.16	20.04	0.0196	0.0110	0.0045	#VALUE!	#VALUE!	#VALUE!	#VALUE!	#VALUE!
9/14/2011	1,188.68	125.41	19.98	(0.0083)	(0.0052)	(0.0040)	#VALUE!	#VALUE!	#VALUE!	#VALUE!	#VALUE!
9/13/2011	1,172.87	124.96	19.98	0.0065	0.0111	0.0163	#VALUE!	#VALUE!	#VALUE!	#VALUE!	#VALUE!
9/12/2011	1,162.27	123.59	19.70	(0.0100)	(0.0085)	(0.0025)	#VALUE!	#VALUE!	#VALUE!	#VALUE!	#VALUE!
9/9/2011	1,154.23	122.87	19.51	(0.0417)	(0.0353)	(0.0332)	#VALUE!	#VALUE!	#VALUE!	#VALUE!	#VALUE!
9/8/2011	1,185.90	125.77	19.95	(0.0271)	(0.0238)	(0.0297)	#VALUE!	#VALUE!	#VALUE!	#VALUE!	#VALUE!
9/7/2011	1,198.62	126.06	20.06	(0.0118)	(0.0211)	(0.0229)	#VALUE!	#VALUE!	#VALUE!	#VALUE!	#VALUE!
9/6/2011	1,165.24	123.58	19.66	(0.0371)	(0.0391)	(0.0456)	#VALUE!	#VALUE!	#VALUE!	#VALUE!	#VALUE!
9/2/2011	1,173.97	124.64	19.75	(0.0024)	(0.0064)	(0.0120)	#VALUE!	#VALUE!	#VALUE!	#VALUE!	#VALUE!
9/1/2011	1,204.42	127.36	20.18	0.0389	0.0211	0.0146	#VALUE!	#VALUE!	#VALUE!	#VALUE!	#VALUE!
8/31/2011	1,218.89	128.83	20.56	0.0351	0.0186	0.0113	#VALUE!	#VALUE!	#VALUE!	#VALUE!	#VALUE!
8/30/2011	1,212.92	128.78	20.53	0.0435	0.0437	0.0163	#VALUE!	#VALUE!	#VALUE!	#VALUE!	#VALUE!
8/29/2011	1,210.08	128.60	20.60	0.0768	0.0761	0.0378	#VALUE!	#VALUE!	#VALUE!	#VALUE!	#VALUE!
8/26/2011	1,176.80	125.44	19.99	0.0474	0.0447	0.0035	#VALUE!	#VALUE!	#VALUE!	#VALUE!	#VALUE!
8/25/2011	1,159.27	124.73	19.89	0.0163	0.0259	(0.0109)	#VALUE!	#VALUE!	#VALUE!	#VALUE!	#VALUE!
8/24/2011	1,177.60	126.48	20.33	(0.0136)	0.0116	(0.0202)	#VALUE!	#VALUE!	#VALUE!	#VALUE!	#VALUE!
8/23/2011	1,162.35	123.39	20.20	(0.0255)	(0.0059)	(0.0274)	#VALUE!	#VALUE!	#VALUE!	#VALUE!	#VALUE!
8/22/2011	1,123.82	119.51	19.85	(0.0670)	(0.0425)	(0.0448)	#VALUE!	#VALUE!	#VALUE!	#VALUE!	#VALUE!
8/19/2011	1,123.53	120.07	19.92	(0.0469)	(0.0007)	(0.0178)	#VALUE!	#VALUE!	#VALUE!	#VALUE!	#VALUE!
8/18/2011	1,140.65	121.58	20.11	(0.0273)	0.0057	(0.0074)	#VALUE!	#VALUE!	#VALUE!	#VALUE!	#VALUE!
8/17/2011	1,193.89	125.03	20.75	0.0652	0.0846	0.0396	#VALUE!	#VALUE!	#VALUE!	#VALUE!	#VALUE!
8/16/2011	1,192.76	124.12	20.77	0.0173	0.0544	(0.0313)	#VALUE!	#VALUE!	#VALUE!	#VALUE!	#VALUE!
8/15/2011	1,204.49	124.81	20.78	0.0760	0.1223	0.1112	#VALUE!	#VALUE!	#VALUE!	#VALUE!	#VALUE!
8/12/2011	1,178.81	120.15	20.28	(0.0171)	0.0018	0.0150	#VALUE!	#VALUE!	#VALUE!	#VALUE!	#VALUE!
8/11/2011	1,172.64	120.89	20.26	(0.0229)	0.0021	0.0135	#VALUE!	#VALUE!	#VALUE!	#VALUE!	#VALUE!
8/10/2011	1,120.76	115.28	19.46	(0.1108)	(0.0856)	(0.0325)	#VALUE!	#VALUE!	#VALUE!	#VALUE!	#VALUE!
8/9/2011	1,172.53	117.72	21.44	(0.0650)	(0.0650)	0.0500	#VALUE!	#VALUE!	#VALUE!	#VALUE!	#VALUE!
8/8/2011	1,119.46	111.20	18.70	(0.1301)	(0.1304)	(0.1070)	#VALUE!	#VALUE!	#VALUE!	#VALUE!	#VALUE!
8/5/2011	1,199.38	119.94	19.98	(0.0719)	(0.0581)	(0.0385)	#VALUE!	#VALUE!	#VALUE!	#VALUE!	#VALUE!
8/4/2011	1,200.07	120.64	19.99	(0.0773)	(0.0606)	(0.0431)	#VALUE!	#VALUE!	#VALUE!	#VALUE!	#VALUE!
8/3/2011	1,260.34	126.03	20.63	(0.0341)	(0.0263)	(0.0153)	#VALUE!	#VALUE!	#VALUE!	#VALUE!	#VALUE!
8/2/2011	1,254.05	125.90	20.42	(0.0585)	(0.0390)	(0.0436)	#VALUE!	#VALUE!	#VALUE!	#VALUE!	#VALUE!
8/1/2011	1,286.94	127.89	20.94	(0.0378)	(0.0319)	(0.0315)	#VALUE!	#VALUE!	#VALUE!	#VALUE!	#VALUE!
7/29/2011	1,292.28	127.33	20.78	(0.0392)	(0.0382)	(0.0450)	#VALUE!	#VALUE!	#VALUE!	#VALUE!	#VALUE!
7/28/2011	1,300.67	128.42	20.89	(0.0321)	(0.0365)	(0.0479)	#VALUE!	#VALUE!	#VALUE!	#VALUE!	#VALUE!
7/27/2011	1,304.89	129.48	20.95	(0.0158)	(0.0160)	(0.0287)	#VALUE!	#VALUE!	#VALUE!	#VALUE!	#VALUE!
7/26/2011	1,331.94	131.01	21.35	0.0039	0.0029	(0.0188)	#VALUE!	#VALUE!	#VALUE!	#VALUE!	#VALUE!
7/25/2011	1,337.43	132.10	21.62	0.0245	0.0246	0.0098	#VALUE!	#VALUE!	#VALUE!	#VALUE!	#VALUE!
7/22/2011	1,345.02	132.39	21.76	0.0219	0.0120	0.0032	#VALUE!	#VALUE!	#VALUE!	#VALUE!	#VALUE!
7/21/2011	1,343.80	133.28	21.94	0.0267	0.0231	0.0200	#VALUE!	#VALUE!	#VALUE!	#VALUE!	#VALUE!
7/20/2011	1,325.84	131.59	21.57	0.0062	0.0008	(0.0023)	#VALUE!	#VALUE!	#VALUE!	#VALUE!	#VALUE!
7/19/2011	1,326.73	130.63	21.76	0.0100	(0.0066)	0.0116	#VALUE!	#VALUE!	#VALUE!	#VALUE!	#VALUE!
7/18/2011	1,305.44	128.92	21.41	(0.0107)	(0.0167)	(0.0014)	#VALUE!	#VALUE!	#VALUE!	#VALUE!	#VALUE!
7/15/2011	1,316.14	130.83	21.69	(0.0206)	(0.0154)	(0.0014)	#VALUE!	#VALUE!	#VALUE!	#VALUE!	#VALUE!
7/14/2011	1,308.87	130.27	21.51	(0.0328)	(0.0225)	(0.0128)	#VALUE!	#VALUE!	#VALUE!	#VALUE!	#VALUE!
7/13/2011	1,317.72	131.48	21.62	(0.0161)	(0.0111)	0.0070	#VALUE!	#VALUE!	#VALUE!	#VALUE!	#VALUE!
7/12/2011	1,313.64	131.50	21.51	(0.0181)	(0.0038)	0.0118	#VALUE!	#VALUE!	#VALUE!	#VALUE!	#VALUE!
7/11/2011	1,319.49	131.11	21.44	(0.0151)	(0.0058)	0.0061	#VALUE!	#VALUE!	#VALUE!	#VALUE!	#VALUE!
7/8/2011	1,343.80	132.87	21.72	0.0175	0.0219	0.0294	#VALUE!	#VALUE!	#VALUE!	#VALUE!	#VALUE!
7/7/2011	1,353.22	133.27	21.79	0.0350	0.0291	0.0391	#VALUE!	#VALUE!	#VALUE!	#VALUE!	#VALUE!



Docket No. EL18-  
Volume 4A  
Section 6

7/6/2011	1,339.22	132.96	21.47	0.0328	0.0325	0.0171	#VALUE!	#VALUE!	#VALUE!	#VALUE!	#VALUE!
7/5/2011	1,337.88	132.00	21.26	0.0451	0.0318	0.0109	#VALUE!	#VALUE!	#VALUE!	#VALUE!	#VALUE!
7/1/2011	1,339.67	132.01	21.31	0.0562	0.0378	0.0235	#VALUE!	#VALUE!	#VALUE!	#VALUE!	#VALUE!
6/30/2011	1,320.64	130.02	21.10	0.0289	0.0276	0.0101	#VALUE!	#VALUE!	#VALUE!	#VALUE!	#VALUE!
6/29/2011	1,307.41	129.51	20.97	0.0158	0.0190	-	#VALUE!	#VALUE!	#VALUE!	#VALUE!	#VALUE!
6/28/2011	1,296.67	128.77	21.11	0.0009	0.0047	(0.0057)	#VALUE!	#VALUE!	#VALUE!	#VALUE!	#VALUE!
6/27/2011	1,280.10	127.94	21.03	0.0014	0.0023	(0.0090)	#VALUE!	#VALUE!	#VALUE!	#VALUE!	#VALUE!
6/24/2011	1,268.45	127.20	20.82	(0.0024)	0.0069	(0.0072)	#VALUE!	#VALUE!	#VALUE!	#VALUE!	#VALUE!
6/23/2011	1,283.50	126.53	20.89	0.0125	0.0068	(0.0052)	#VALUE!	#VALUE!	#VALUE!	#VALUE!	#VALUE!
6/22/2011	1,287.14	127.09	20.97	0.0172	0.0193	0.0165	#VALUE!	#VALUE!	#VALUE!	#VALUE!	#VALUE!
6/21/2011	1,295.52	128.18	21.23	0.0059	0.0159	0.0129	#VALUE!	#VALUE!	#VALUE!	#VALUE!	#VALUE!
6/20/2011	1,278.36	127.65	21.22	0.0051	0.0227	0.0241	#VALUE!	#VALUE!	#VALUE!	#VALUE!	#VALUE!
6/17/2011	1,271.50	126.33	20.97	0.0004	0.0127	0.0116	#VALUE!	#VALUE!	#VALUE!	#VALUE!	#VALUE!
6/16/2011	1,267.64	125.68	21.00	(0.0166)	0.0012	0.0048	#VALUE!	#VALUE!	#VALUE!	#VALUE!	#VALUE!
6/15/2011	1,265.42	124.69	20.63	(0.0110)	(0.0107)	(0.0153)	#VALUE!	#VALUE!	#VALUE!	#VALUE!	#VALUE!
6/14/2011	1,287.87	126.18	20.96	0.0023	0.0026	0.0029	#VALUE!	#VALUE!	#VALUE!	#VALUE!	#VALUE!
6/13/2011	1,271.83	124.81	20.72	(0.0112)	(0.0082)	(0.0143)	#VALUE!	#VALUE!	#VALUE!	#VALUE!	#VALUE!
6/10/2011	1,270.98	124.75	20.73	(0.0224)	(0.0170)	(0.0185)	#VALUE!	#VALUE!	#VALUE!	#VALUE!	#VALUE!
6/9/2011	1,289.00	125.52	20.90	(0.0182)	(0.0239)	(0.0206)	#VALUE!	#VALUE!	#VALUE!	#VALUE!	#VALUE!
6/8/2011	1,279.56	126.04	20.95	(0.0266)	(0.0250)	(0.0210)	#VALUE!	#VALUE!	#VALUE!	#VALUE!	#VALUE!
6/7/2011	1,284.94	125.85	20.90	(0.0448)	(0.0377)	(0.0465)	#VALUE!	#VALUE!	#VALUE!	#VALUE!	#VALUE!
6/6/2011	1,286.17	125.84	21.02	(0.0338)	(0.0266)	(0.0219)	#VALUE!	#VALUE!	#VALUE!	#VALUE!	#VALUE!
6/3/2011	1,300.16	126.91	21.12	(0.0193)	(0.0150)	(0.0163)	#VALUE!	#VALUE!	#VALUE!	#VALUE!	#VALUE!
6/2/2011	1,312.94	128.60	21.34	(0.0057)	0.0033	(0.0051)	#VALUE!	#VALUE!	#VALUE!	#VALUE!	#VALUE!
6/1/2011	1,314.55	129.26	21.40	(0.0013)	0.0139	0.0085	#VALUE!	#VALUE!	#VALUE!	#VALUE!	#VALUE!
5/31/2011	1,345.20	130.78	21.92	0.0211	0.0219	0.0153	#VALUE!	#VALUE!	#VALUE!	#VALUE!	#VALUE!
5/27/2011	1,331.10	129.28	21.49	(0.0016)	(0.0073)	(0.0214)	#VALUE!	#VALUE!	#VALUE!	#VALUE!	#VALUE!
5/26/2011	1,325.69	128.84	21.47	(0.0133)	(0.0136)	(0.0228)	#VALUE!	#VALUE!	#VALUE!	#VALUE!	#VALUE!
5/25/2011	1,320.47	128.18	21.45	(0.0151)	(0.0146)	(0.0188)	#VALUE!	#VALUE!	#VALUE!	#VALUE!	#VALUE!
5/24/2011	1,316.28	127.50	21.22	(0.0096)	(0.0179)	(0.0328)	#VALUE!	#VALUE!	#VALUE!	#VALUE!	#VALUE!
5/23/2011	1,317.37	127.99	21.59	(0.0091)	(0.0149)	(0.0222)	#VALUE!	#VALUE!	#VALUE!	#VALUE!	#VALUE!
5/20/2011	1,333.27	130.23	21.96	(0.0034)	(0.0063)	(0.0113)	#VALUE!	#VALUE!	#VALUE!	#VALUE!	#VALUE!
5/19/2011	1,343.60	130.62	21.97	(0.0037)	(0.0110)	(0.0279)	#VALUE!	#VALUE!	#VALUE!	#VALUE!	#VALUE!
5/18/2011	1,340.68	130.09	21.86	(0.0010)	(0.0069)	(0.0237)	#VALUE!	#VALUE!	#VALUE!	#VALUE!	#VALUE!
5/17/2011	1,328.98	129.82	21.94	(0.0208)	(0.0220)	(0.0377)	#VALUE!	#VALUE!	#VALUE!	#VALUE!	#VALUE!
5/16/2011	1,329.47	129.93	22.08	(0.0125)	(0.0094)	(0.0362)	#VALUE!	#VALUE!	#VALUE!	#VALUE!	#VALUE!
5/13/2011	1,337.78	131.06	22.21	(0.0018)	0.0071	(0.0254)	#VALUE!	#VALUE!	#VALUE!	#VALUE!	#VALUE!
5/12/2011	1,348.65	132.07	22.60	0.0101	0.0179	(0.0035)	#VALUE!	#VALUE!	#VALUE!	#VALUE!	#VALUE!
5/11/2011	1,342.08	130.99	22.39	(0.0039)	0.0022	(0.0171)	#VALUE!	#VALUE!	#VALUE!	#VALUE!	#VALUE!
5/10/2011	1,357.16	132.73	22.80	0.0004	0.0096	(0.0087)	#VALUE!	#VALUE!	#VALUE!	#VALUE!	#VALUE!
5/9/2011	1,346.30	131.17	22.91	(0.0110)	(0.0026)	(0.0061)	#VALUE!	#VALUE!	#VALUE!	#VALUE!	#VALUE!
5/6/2011	1,340.20	130.13	22.79	(0.0172)	(0.0109)	(0.0252)	#VALUE!	#VALUE!	#VALUE!	#VALUE!	#VALUE!
5/5/2011	1,335.10	129.75	22.68	(0.0187)	(0.0140)	(0.0274)	#VALUE!	#VALUE!	#VALUE!	#VALUE!	#VALUE!
5/4/2011	1,347.32	130.71	22.78	(0.0061)	0.0005	(0.0177)	#VALUE!	#VALUE!	#VALUE!	#VALUE!	#VALUE!
5/3/2011	1,356.62	131.48	23.00	0.0070	0.0143	(0.0030)	#VALUE!	#VALUE!	#VALUE!	#VALUE!	#VALUE!
5/2/2011	1,361.22	131.51	23.05	0.0195	0.0263	0.0150	#VALUE!	#VALUE!	#VALUE!	#VALUE!	#VALUE!
4/29/2011	1,363.61	131.57	23.38	0.0196	0.0247	0.0300	#VALUE!	#VALUE!	#VALUE!	#VALUE!	#VALUE!
4/28/2011	1,360.48	131.59	23.32	0.0226	0.0286	0.0255	#VALUE!	#VALUE!	#VALUE!	#VALUE!	#VALUE!
4/27/2011	1,355.66	130.64	23.19	0.0328	0.0410	0.0376	#VALUE!	#VALUE!	#VALUE!	#VALUE!	#VALUE!
4/26/2011	1,347.24	129.63	23.07	0.0323	0.0326	0.0290	#VALUE!	#VALUE!	#VALUE!	#VALUE!	#VALUE!
4/25/2011	1,335.25	128.14	22.71	0.0118	0.0040	0.0026	#VALUE!	#VALUE!	#VALUE!	#VALUE!	#VALUE!
4/21/2011	1,337.38	128.40	22.70	0.0174	0.0193	0.0175	#VALUE!	#VALUE!	#VALUE!	#VALUE!	#VALUE!
4/20/2011	1,330.36	127.93	22.74	0.0121	0.0206	0.0313	#VALUE!	#VALUE!	#VALUE!	#VALUE!	#VALUE!
4/19/2011	1,312.62	125.49	22.35	(0.0012)	0.0012	0.0118	#VALUE!	#VALUE!	#VALUE!	#VALUE!	#VALUE!
4/18/2011	1,305.14	125.54	22.42	(0.0146)	(0.0113)	0.0013	#VALUE!	#VALUE!	#VALUE!	#VALUE!	#VALUE!
4/15/2011	1,319.68	127.63	22.65	(0.0064)	(0.0067)	(0.0018)	#VALUE!	#VALUE!	#VALUE!	#VALUE!	#VALUE!
4/14/2011	1,314.52	125.97	22.05	(0.0142)	(0.0183)	(0.0228)	#VALUE!	#VALUE!	#VALUE!	#VALUE!	#VALUE!
4/13/2011	1,314.41	125.34	22.31	(0.0158)	(0.0299)	(0.0421)	#VALUE!	#VALUE!	#VALUE!	#VALUE!	#VALUE!
4/12/2011	1,314.16	125.34	22.09	(0.0139)	(0.0264)	(0.0375)	#VALUE!	#VALUE!	#VALUE!	#VALUE!	#VALUE!
4/11/2011	1,324.46	126.98	22.39	(0.0063)	(0.0128)	(0.0253)	#VALUE!	#VALUE!	#VALUE!	#VALUE!	#VALUE!
4/8/2011	1,328.17	128.49	22.69	(0.0032)	0.0002	(0.0083)	#VALUE!	#VALUE!	#VALUE!	#VALUE!	#VALUE!
4/7/2011	1,333.51	128.31	22.83	0.0058	0.0091	0.0044	#VALUE!	#VALUE!	#VALUE!	#VALUE!	#VALUE!
4/6/2011	1,335.54	129.20	23.02	0.0055	0.0173	0.0114	#VALUE!	#VALUE!	#VALUE!	#VALUE!	#VALUE!
4/5/2011	1,332.63	128.74	22.95	0.0100	0.0262	0.0227	#VALUE!	#VALUE!	#VALUE!	#VALUE!	#VALUE!
4/4/2011	1,332.87	128.63	22.97	0.0173	0.0335	0.0310	#VALUE!	#VALUE!	#VALUE!	#VALUE!	#VALUE!
4/1/2011	1,332.41	128.46	22.88	0.0142	0.0275	0.0233	#VALUE!	#VALUE!	#VALUE!	#VALUE!	#VALUE!
3/31/2011	1,325.83	127.15	22.73	0.0123	0.0220	0.0243	#VALUE!	#VALUE!	#VALUE!	#VALUE!	#VALUE!
3/30/2011	1,328.26	127.00	22.76	0.0237	0.0259	0.0303	#VALUE!	#VALUE!	#VALUE!	#VALUE!	#VALUE!
3/29/2011	1,319.44	125.45	22.44	0.0198	0.0117	0.0191	#VALUE!	#VALUE!	#VALUE!	#VALUE!	#VALUE!
3/28/2011	1,310.19	124.46	22.28	0.0091	0.0024	0.0081	#VALUE!	#VALUE!	#VALUE!	#VALUE!	#VALUE!
3/25/2011	1,313.80	125.02	22.36	0.0270	0.0278	0.0337	#VALUE!	#VALUE!	#VALUE!	#VALUE!	#VALUE!
3/24/2011	1,309.66	124.41	22.19	0.0282	0.0274	0.0437	#VALUE!	#VALUE!	#VALUE!	#VALUE!	#VALUE!
3/23/2011	1,297.54	123.80	22.09	0.0324	0.0265	0.0361	#VALUE!	#VALUE!	#VALUE!	#VALUE!	#VALUE!
3/22/2011	1,293.77	124.00	22.02	0.0093	0.0169	0.0176	#VALUE!	#VALUE!	#VALUE!	#VALUE!	#VALUE!
3/21/2011	1,298.38	124.16	22.10	0.0015	0.0015	0.0068	#VALUE!	#VALUE!	#VALUE!	#VALUE!	#VALUE!
3/18/2011	1,279.21	121.63	21.63	(0.0192)	(0.0263)	(0.0177)	#VALUE!	#VALUE!	#VALUE!	#VALUE!	#VALUE!
3/17/2011	1,273.72	121.10	21.26	(0.0165)	(0.0282)	(0.0423)	#VALUE!	#VALUE!	#VALUE!	#VALUE!	#VALUE!
3/16/2011	1,256.88	120.60	21.32	(0.0478)	(0.0511)	(0.0575)	#VALUE!	#VALUE!	#VALUE!	#VALUE!	#VALUE!
3/15/2011	1,281.87	121.93	21.64	(0.0302)	(0.0355)	(0.0378)	#VALUE!	#VALUE!	#VALUE!	#VALUE!	#VALUE!
3/14/2011	1,296.39	123.98	21.95	(0.0105)	(0.0053)	(0.0090)	#VALUE!	#VALUE!	#VALUE!	#VALUE!	#VALUE!
3/11/2011	1,304.28	124.92	22.02	(0.0128)	(0.0006)	(0.0121)	#VALUE!	#VALUE!	#VALUE!	#VALUE!	#VALUE!
3/10/2011	1,295.11	124.61	22.20	(0.0269)	(0.0098)	(0.0120)	#VALUE!	#VALUE!	#VALUE!	#VALUE!	#VALUE!
3/9/2011	1,320.02	127.09	22.62	0.0089	0.0227	0.0212	#VALUE!	#VALUE!	#VALUE!	#VALUE!	#VALUE!
3/8/2011	1,321.82	126.42	22.49	0.0119	0.0271	0.0200	#VALUE!	#VALUE!	#VALUE!	#VALUE!	#VALUE!
3/7/2011	1,310.13	124.64	22.15	(0.0129)	0.0146	(0.0164)	#VALUE!	#VALUE!	#VALUE!	#VALUE!	#VALUE!
3/4/2011	1,321.15	124.99	22.29	0.0010	0.0259	(0.0022)	#VALUE!	#VALUE!	#VALUE!	#VALUE!	#VALUE!
3/3/2011	1,330.97	125.85	22.47	0.0190	0.0456	0.0223	#VALUE!	#VALUE!	#VALUE!	#VALUE!	#VALUE!
3/2/2011	1,308.44	124.27	22.15	0.0008	0.0304	0.0091	#VALUE!	#VALUE!	#VALUE!	#VALUE!	#VALUE!
3/1/2011	1,306.33	123.08	22.05	(0.0069)	0.0089	(0.0120)	#VALUE!	#VALUE!	#VALUE!	#VALUE!	#VALUE!
2/28/2011	1,327.22	122.85	22.52	(0.0118)	0.0004	(0.0009)	#VALUE!	#VALUE!	#VALUE!	#VALUE!	#VALUE!
2/25/2011	1,319.88	121.84	22.34	(0.0153)	(0.0025)	(0.0045)	#VALUE!	#VALUE!	#VALUE!	#VALUE!	#VALUE!
2/24/2011	1,306.10	120.36	21.98	(0.0226)	(0.0084)	(0.0179)	#VALUE!	#VALUE!	#VALUE!	#VALUE!	#VALUE!
2/23/2011	1,307.40	120.61	21.95	(0.0155)	(0.0083)	(0.0253)	#VALUE!	#VALUE!	#VALUE!	#VALUE!	#VALUE!
2/22/2011	1,315.44	121.99	22.32	(0.0127)	0.0062	(0.0090)	#VALUE!	#VALUE!	#VALUE!	#VALUE!	#VALUE!
2/18/2011	1,343.01	122.80	22.54	0.0104	0.0087	(0.0049)	#VALUE!	#VALUE!	#VALUE!	#VALUE!	#VALUE!
2/17/2011	1,340.43	122.14	22.44	0.0140	0.0069	(0.0328)	#VALUE!	#VALUE!	#VALUE!	#VALUE!	#VALUE!
2/16/2011	1,336.32	121.37	22.38	0.0117	0.0057	(0.0391)	#VALUE!	#VALUE!	#VALUE!	#VALUE!	#VALUE!
2/15/2011	1,328.01	121.62	22.52	0.0026	0.0057	(0.0297)	#VALUE!	#VALUE!	#VALUE!	#VALUE!	#VALUE!
2/14/2011	1,332.32	121.24	22.52	0.0101	0.0031	(0.0255)	#VALUE!	#VALUE!	#VALUE!	#VALUE!	#VALUE!



2/11/2011	1,329.15	121.74	22.65	0.0139	0.0122	(0.0113)	#VALUE!	#VALUE!	#VALUE!	#VALUE!	#VALUE!
2/10/2011	1,321.87	121.31	23.20	0.0113	0.0058	0.0083	#VALUE!	#VALUE!	#VALUE!	#VALUE!	#VALUE!
2/9/2011	1,320.88	120.69	23.29	0.0129	0.0023	0.0082	#VALUE!	#VALUE!	#VALUE!	#VALUE!	#VALUE!
2/8/2011	1,324.57	120.93	23.21	0.0130	(0.0021)	0.0013	#VALUE!	#VALUE!	#VALUE!	#VALUE!	#VALUE!
2/7/2011	1,319.05	120.86	23.11	0.0256	0.0134	0.0194	#VALUE!	#VALUE!	#VALUE!	#VALUE!	#VALUE!
2/4/2011	1,310.87	120.27	22.91	0.0271	0.0103	0.0097	#VALUE!	#VALUE!	#VALUE!	#VALUE!	#VALUE!
2/3/2011	1,307.10	120.61	23.01	0.0058	(0.0034)	(0.0056)	#VALUE!	#VALUE!	#VALUE!	#VALUE!	#VALUE!
2/2/2011	1,304.03	120.41	23.10	0.0057	(0.0022)	0.0052	#VALUE!	#VALUE!	#VALUE!	#VALUE!	#VALUE!
2/1/2011	1,307.59	121.19	23.18	0.0127	0.0045	0.0202	#VALUE!	#VALUE!	#VALUE!	#VALUE!	#VALUE!
1/31/2011	1,286.12	119.26	22.67	(0.0037)	(0.0084)	-	#VALUE!	#VALUE!	#VALUE!	#VALUE!	#VALUE!
1/28/2011	1,276.34	119.04	22.69	(0.0055)	(0.0007)	0.0080	#VALUE!	#VALUE!	#VALUE!	#VALUE!	#VALUE!
1/27/2011	1,299.54	121.03	23.14	0.0151	0.0125	0.0198	#VALUE!	#VALUE!	#VALUE!	#VALUE!	#VALUE!
1/26/2011	1,296.63	120.69	22.98	0.0115	0.0091	0.0057	#VALUE!	#VALUE!	#VALUE!	#VALUE!	#VALUE!
1/25/2011	1,291.18	120.64	22.72	(0.0030)	0.0018	(0.0087)	#VALUE!	#VALUE!	#VALUE!	#VALUE!	#VALUE!
1/24/2011	1,290.84	120.27	22.67	(0.0019)	0.0038	(0.0122)	#VALUE!	#VALUE!	#VALUE!	#VALUE!	#VALUE!
1/21/2011	1,283.35	119.13	22.51	(0.0003)	(0.0029)	(0.0140)	#VALUE!	#VALUE!	#VALUE!	#VALUE!	#VALUE!
1/20/2011	1,280.26	119.53	22.69	(0.0044)	(0.0023)	(0.0100)	#VALUE!	#VALUE!	#VALUE!	#VALUE!	#VALUE!
1/19/2011	1,281.92	119.60	22.85	0.0058	(0.0016)	0.0151	#VALUE!	#VALUE!	#VALUE!	#VALUE!	#VALUE!
1/18/2011	1,295.02	120.43	22.92	0.0199	0.0083	0.0137	#VALUE!	#VALUE!	#VALUE!	#VALUE!	#VALUE!
1/14/2011	1,293.25	119.82	22.95	0.0171	0.0004	0.0241	#VALUE!	#VALUE!	#VALUE!	#VALUE!	#VALUE!
1/13/2011	1,283.76	119.47	22.83	0.0078	0.0049	0.0129	#VALUE!	#VALUE!	#VALUE!	#VALUE!	#VALUE!
1/12/2011	1,285.96	119.80	22.92	0.0074	0.0057	0.0115	#VALUE!	#VALUE!	#VALUE!	#VALUE!	#VALUE!
1/11/2011	1,274.48	119.80	22.51	0.0034	0.0037	(0.0049)	#VALUE!	#VALUE!	#VALUE!	#VALUE!	#VALUE!
1/10/2011	1,269.75	119.44	22.61	(0.0017)	0.0042	(0.0044)	#VALUE!	#VALUE!	#VALUE!	#VALUE!	#VALUE!
1/7/2011	1,271.50	119.77	22.41	0.0110	0.0195	(0.0058)	#VALUE!	#VALUE!	#VALUE!	#VALUE!	#VALUE!
1/6/2011	1,273.85	118.90	22.54	0.0127	0.0051	(0.0057)	#VALUE!	#VALUE!	#VALUE!	#VALUE!	#VALUE!
1/5/2011	1,276.56	119.12	22.66	0.0133	0.0073	(0.0087)	#VALUE!	#VALUE!	#VALUE!	#VALUE!	#VALUE!
1/4/2011	1,270.20	119.35	22.62	0.0093	0.0080	(0.0182)	#VALUE!	#VALUE!	#VALUE!	#VALUE!	#VALUE!
1/3/2011	1,271.87	118.94	22.71	0.0114	0.0069	(0.0203)	#VALUE!	#VALUE!	#VALUE!	#VALUE!	#VALUE!
12/31/2010	1,257.64	117.48	22.54	0.0007	(0.0067)	(0.0230)	#VALUE!	#VALUE!	#VALUE!	#VALUE!	#VALUE!
12/30/2010	1,257.88	118.29	22.67	(0.0008)	(0.0021)	(0.0143)	#VALUE!	#VALUE!	#VALUE!	#VALUE!	#VALUE!
12/29/2010	1,259.78	118.25	22.86	0.0041	0.0048	(0.0013)	#VALUE!	#VALUE!	#VALUE!	#VALUE!	#VALUE!
12/28/2010	1,258.51	118.41	23.04	0.0092	0.0068	0.0066	#VALUE!	#VALUE!	#VALUE!	#VALUE!	#VALUE!
12/27/2010	1,257.54	118.13	23.18	0.0110	0.0030	0.0113	#VALUE!	#VALUE!	#VALUE!	#VALUE!	#VALUE!
12/23/2010	1,256.77	118.27	23.07	0.0112	0.0069	0.0092	#VALUE!	#VALUE!	#VALUE!	#VALUE!	#VALUE!
12/22/2010	1,258.84	118.54	23.00	0.0191	0.0217	0.0195	#VALUE!	#VALUE!	#VALUE!	#VALUE!	#VALUE!
12/21/2010	1,254.60	117.69	22.89	0.0105	0.0026	0.0160	#VALUE!	#VALUE!	#VALUE!	#VALUE!	#VALUE!
12/20/2010	1,247.08	117.61	22.89	0.0053	0.0078	0.0265	#VALUE!	#VALUE!	#VALUE!	#VALUE!	#VALUE!
12/17/2010	1,243.91	117.78	22.92	0.0028	0.0119	0.0432	#VALUE!	#VALUE!	#VALUE!	#VALUE!	#VALUE!
12/16/2010	1,242.87	117.46	22.86	0.0080	0.0138	0.0628	#VALUE!	#VALUE!	#VALUE!	#VALUE!	#VALUE!
12/15/2010	1,235.23	116.02	22.56	0.0057	0.0032	0.0567	#VALUE!	#VALUE!	#VALUE!	#VALUE!	#VALUE!
12/14/2010	1,241.59	117.39	22.53	0.0146	0.0130	0.0523	#VALUE!	#VALUE!	#VALUE!	#VALUE!	#VALUE!
12/13/2010	1,240.46	116.69	22.30	0.0142	0.0080	0.0524	#VALUE!	#VALUE!	#VALUE!	#VALUE!	#VALUE!
12/10/2010	1,240.40	116.39	21.97	0.0128	0.0018	0.0427	#VALUE!	#VALUE!	#VALUE!	#VALUE!	#VALUE!
12/9/2010	1,233.00	115.87	21.51	0.0094	0.0014	0.0253	#VALUE!	#VALUE!	#VALUE!	#VALUE!	#VALUE!
12/8/2010	1,228.28	115.64	21.35	0.0184	(0.0059)	0.0225	#VALUE!	#VALUE!	#VALUE!	#VALUE!	#VALUE!
12/7/2010	1,223.75	115.88	21.41	0.0366	0.0121	0.0413	#VALUE!	#VALUE!	#VALUE!	#VALUE!	#VALUE!
12/6/2010	1,223.12	115.76	21.19	0.0298	0.0044	0.0296	#VALUE!	#VALUE!	#VALUE!	#VALUE!	#VALUE!
12/3/2010	1,224.71	116.18	21.07	0.0297	0.0050	0.0273	#VALUE!	#VALUE!	#VALUE!	#VALUE!	#VALUE!
12/2/2010	1,221.53	115.71	20.98	0.0193	(0.0019)	0.0160	#VALUE!	#VALUE!	#VALUE!	#VALUE!	#VALUE!
12/1/2010	1,206.07	116.33	20.88	0.0215	0.0166	0.0136	#VALUE!	#VALUE!	#VALUE!	#VALUE!	#VALUE!
11/30/2010	1,180.55	114.50	20.56	(0.0144)	(0.0075)	(0.0144)	#VALUE!	#VALUE!	#VALUE!	#VALUE!	#VALUE!
11/29/2010	1,187.76	115.26	20.58	(0.0100)	0.0045	(0.0087)	#VALUE!	#VALUE!	#VALUE!	#VALUE!	#VALUE!
11/26/2010	1,189.40	115.60	20.51	(0.0061)	0.0037	(0.0130)	#VALUE!	#VALUE!	#VALUE!	#VALUE!	#VALUE!
11/24/2010	1,198.35	115.93	20.65	0.0168	0.0157	0.0068	#VALUE!	#VALUE!	#VALUE!	#VALUE!	#VALUE!
11/23/2010	1,180.73	114.42	20.60	0.0020	0.0039	0.0059	#VALUE!	#VALUE!	#VALUE!	#VALUE!	#VALUE!
11/22/2010	1,197.84	115.37	20.86	0.0001	(0.0085)	0.0102	#VALUE!	#VALUE!	#VALUE!	#VALUE!	#VALUE!
11/19/2010	1,199.73	114.75	20.76	0.0004	(0.0038)	0.0078	#VALUE!	#VALUE!	#VALUE!	#VALUE!	#VALUE!
11/18/2010	1,196.69	115.17	20.78	(0.0139)	(0.0092)	0.0019	#VALUE!	#VALUE!	#VALUE!	#VALUE!	#VALUE!
11/17/2010	1,178.59	114.13	20.51	(0.0329)	(0.0223)	(0.0182)	#VALUE!	#VALUE!	#VALUE!	#VALUE!	#VALUE!
11/16/2010	1,178.34	113.98	20.48	(0.0289)	(0.0321)	(0.0294)	#VALUE!	#VALUE!	#VALUE!	#VALUE!	#VALUE!
11/15/2010	1,197.75	116.35	20.65	(0.0208)	(0.0157)	(0.0199)	#VALUE!	#VALUE!	#VALUE!	#VALUE!	#VALUE!
11/12/2010	1,199.21	115.19	20.60	(0.0217)	(0.0321)	(0.0176)	#VALUE!	#VALUE!	#VALUE!	#VALUE!	#VALUE!
11/11/2010	1,213.54	116.24	20.74	(0.0062)	(0.0203)	(0.0072)	#VALUE!	#VALUE!	#VALUE!	#VALUE!	#VALUE!
11/10/2010	1,218.71	116.74	20.89	0.0173	(0.0001)	0.0190	#VALUE!	#VALUE!	#VALUE!	#VALUE!	#VALUE!
11/9/2010	1,213.40	117.76	21.10	0.0166	0.0084	0.0273	#VALUE!	#VALUE!	#VALUE!	#VALUE!	#VALUE!
11/8/2010	1,223.25	118.21	21.07	0.0328	0.0296	0.0441	#VALUE!	#VALUE!	#VALUE!	#VALUE!	#VALUE!
11/5/2010	1,225.85	119.00	20.97	0.0360	0.0327	0.0204	#VALUE!	#VALUE!	#VALUE!	#VALUE!	#VALUE!
11/4/2010	1,221.06	118.66	20.89	0.0315	0.0318	(0.0010)	#VALUE!	#VALUE!	#VALUE!	#VALUE!	#VALUE!
11/3/2010	1,197.96	116.75	20.50	0.0131	0.0237	(0.0205)	#VALUE!	#VALUE!	#VALUE!	#VALUE!	#VALUE!
11/2/2010	1,193.57	116.78	20.54	0.0067	0.0202	(0.0261)	#VALUE!	#VALUE!	#VALUE!	#VALUE!	#VALUE!
11/1/2010	1,184.38	114.82	20.18	(0.0010)	0.0012	(0.0472)	#VALUE!	#VALUE!	#VALUE!	#VALUE!	#VALUE!
10/29/2010	1,183.26	115.24	20.55	0.0002	0.0054	(0.0256)	#VALUE!	#VALUE!	#VALUE!	#VALUE!	#VALUE!
10/28/2010	1,183.78	115.01	20.91	0.0030	0.0009	(0.0104)	#VALUE!	#VALUE!	#VALUE!	#VALUE!	#VALUE!
10/27/2010	1,182.45	114.05	20.93	0.0036	(0.0162)	(0.0210)	#VALUE!	#VALUE!	#VALUE!	#VALUE!	#VALUE!
10/26/2010	1,185.64	114.47	21.09	0.0169	(0.0016)	(0.0066)	#VALUE!	#VALUE!	#VALUE!	#VALUE!	#VALUE!
10/25/2010	1,185.62	114.68	21.18	0.0008	(0.0084)	(0.0140)	#VALUE!	#VALUE!	#VALUE!	#VALUE!	#VALUE!
10/22/2010	1,183.08	114.62	21.09	0.0059	(0.0009)	(0.0126)	#VALUE!	#VALUE!	#VALUE!	#VALUE!	#VALUE!
10/21/2010	1,180.26	114.90	21.13	0.0055	0.0053	(0.0066)	#VALUE!	#VALUE!	#VALUE!	#VALUE!	#VALUE!
10/20/2010	1,178.17	115.92	21.38	0.0001	0.0184	0.0042	#VALUE!	#VALUE!	#VALUE!	#VALUE!	#VALUE!
10/19/2010	1,165.90	114.65	21.23	(0.0033)	0.0134	0.0119	#VALUE!	#VALUE!	#VALUE!	#VALUE!	#VALUE!
10/18/2010	1,184.71	115.65	21.48	0.0166	0.0182	0.0219	#VALUE!	#VALUE!	#VALUE!	#VALUE!	#VALUE!
10/15/2010	1,176.19	114.72	21.36	0.0095	0.0075	0.0201	#VALUE!	#VALUE!	#VALUE!	#VALUE!	#VALUE!
10/14/2010	1,173.81	114.29	21.27	0.0136	0.0037	0.0300	#VALUE!	#VALUE!	#VALUE!	#VALUE!	#VALUE!
10/13/2010	1,178.10	113.82	21.29	0.0156	0.0016	0.0241	#VALUE!	#VALUE!	#VALUE!	#VALUE!	#VALUE!
10/12/2010	1,169.77	113.13	20.98	0.0078	(0.0025)	0.0165	#VALUE!	#VALUE!	#VALUE!	#VALUE!	#VALUE!
10/11/2010	1,165.32	113.58	21.02	0.0249	0.0141	0.0401	#VALUE!	#VALUE!	#VALUE!	#VALUE!	#VALUE!
10/8/2010	1,165.15	113.86	20.94	0.0165	0.0102	0.0260	#VALUE!	#VALUE!	#VALUE!	#VALUE!	#VALUE!
10/7/2010	1,158.06	113.87	20.65	0.0148	0.0234	0.0128	#VALUE!	#VALUE!	#VALUE!	#VALUE!	#VALUE!
10/6/2010	1,159.97	113.64	20.79	0.0133	0.0230	0.0206	#VALUE!	#VALUE!	#VALUE!	#VALUE!	#VALUE!
10/5/2010	1,160.75	113.42	20.64	0.0114	0.0194	0.0049	#VALUE!	#VALUE!	#VALUE!	#VALUE!	#VALUE!
10/4/2010	1,137.03	112.00	20.21	(0.0045)	0.0077	(0.0108)	#VALUE!	#VALUE!	#VALUE!	#VALUE!	#VALUE!
10/1/2010	1,146.24	112.71	20.41	(0.0021)	0.0176	0.0029	#VALUE!	#VALUE!	#VALUE!	#VALUE!	#VALUE!
9/30/2010	1,141.20	111.26	20.39	0.0146	0.0203	0.0277	#VALUE!	#VALUE!	#VALUE!	#VALUE!	#VALUE!
9/29/2010	1,144.73	111.09	20.37	0.0092	0.0076	0.0114	#VALUE!	#VALUE!	#VALUE!	#VALUE!	#VALUE!
9/28/2010	1,147.70	111.26	20.54	0.0069	0.0102	0.0178	#VALUE!	#VALUE!	#VALUE!	#VALUE!	#VALUE!
9/27/2010	1,142.16	111.15	20.43	(0.0005)	0.0009	0.0094	#VALUE!	#VALUE!	#VALUE!	#VALUE!	#VALUE!
9/24/2010	1,148.67	110.75	20.35	0.0205	0.0074	0.0346	#VALUE!	#VALUE!	#VALUE!	#VALUE!	#VALUE!
9/23/2010	1,124.83	109.05	19.84	0.0001	(0.0083)	0.0122	#VALUE!	#VALUE!	#VALUE!	#VALUE!	#VALUE!

9/22/2010	1,134.28	110.25	20.14	0.0082	(0.0075)	0.0197	#VALUE!	#VALUE!	#VALUE!	#VALUE!	#VALUE!
9/21/2010	1,139.78	110.13	20.18	0.0167	(0.0101)	0.0213	#VALUE!	#VALUE!	#VALUE!	#VALUE!	#VALUE!
9/20/2010	1,142.71	111.05	20.24	0.0185	(0.0015)	0.0238	#VALUE!	#VALUE!	#VALUE!	#VALUE!	#VALUE!
9/17/2010	1,125.59	109.95	19.67	0.0145	(0.0005)	0.0139	#VALUE!	#VALUE!	#VALUE!	#VALUE!	#VALUE!
9/16/2010	1,124.66	109.96	19.60	0.0185	(0.0049)	0.0108	#VALUE!	#VALUE!	#VALUE!	#VALUE!	#VALUE!
9/15/2010	1,125.07	111.09	19.75	0.0238	0.0077	0.0297	#VALUE!	#VALUE!	#VALUE!	#VALUE!	#VALUE!
9/14/2010	1,121.10	111.26	19.76	0.0268	0.0024	0.0308	#VALUE!	#VALUE!	#VALUE!	#VALUE!	#VALUE!
9/13/2010	1,121.90	111.21	19.77	0.0158	(0.0058)	0.0165	#VALUE!	#VALUE!	#VALUE!	#VALUE!	#VALUE!
9/10/2010	1,109.55	110.00	19.40	0.0178	(0.0163)	0.0052	#VALUE!	#VALUE!	#VALUE!	#VALUE!	#VALUE!
9/9/2010	1,104.18	110.50	19.39	0.0221	(0.0175)	0.0078	#VALUE!	#VALUE!	#VALUE!	#VALUE!	#VALUE!
9/8/2010	1,098.87	110.23	19.18	0.0472	0.0044	0.0351	#VALUE!	#VALUE!	#VALUE!	#VALUE!	#VALUE!
9/7/2010	1,091.84	110.99	19.17	0.0409	0.0171	0.0373	#VALUE!	#VALUE!	#VALUE!	#VALUE!	#VALUE!
9/3/2010	1,104.51	111.86	19.45	0.0375	0.0069	0.0362	#VALUE!	#VALUE!	#VALUE!	#VALUE!	#VALUE!
9/2/2010	1,090.10	111.82	19.30	0.0409	0.0261	0.0354	#VALUE!	#VALUE!	#VALUE!	#VALUE!	#VALUE!
9/1/2010	1,080.29	112.47	19.24	0.0237	0.0284	0.0132	#VALUE!	#VALUE!	#VALUE!	#VALUE!	#VALUE!
8/31/2010	1,049.33	109.75	18.53	(0.0024)	0.0074	0.0049	#VALUE!	#VALUE!	#VALUE!	#VALUE!	#VALUE!
8/30/2010	1,048.92	109.12	18.48	(0.0173)	(0.0042)	(0.0016)	#VALUE!	#VALUE!	#VALUE!	#VALUE!	#VALUE!
8/27/2010	1,064.59	111.09	18.77	(0.0066)	0.0092	(0.0011)	#VALUE!	#VALUE!	#VALUE!	#VALUE!	#VALUE!
8/26/2010	1,047.22	108.97	18.64	(0.0264)	(0.0115)	(0.0011)	#VALUE!	#VALUE!	#VALUE!	#VALUE!	#VALUE!
8/25/2010	1,055.33	109.36	18.99	(0.0355)	(0.0280)	(0.0068)	#VALUE!	#VALUE!	#VALUE!	#VALUE!	#VALUE!
8/24/2010	1,051.87	108.94	18.44	(0.0372)	(0.0339)	(0.0325)	#VALUE!	#VALUE!	#VALUE!	#VALUE!	#VALUE!
8/23/2010	1,067.36	109.58	18.51	(0.0111)	(0.0122)	(0.0258)	#VALUE!	#VALUE!	#VALUE!	#VALUE!	#VALUE!
8/20/2010	1,071.69	110.08	18.79	(0.0070)	(0.0052)	(0.0063)	#VALUE!	#VALUE!	#VALUE!	#VALUE!	#VALUE!
8/19/2010	1,075.63	110.24	18.66	(0.0074)	0.0012	(0.0281)	#VALUE!	#VALUE!	#VALUE!	#VALUE!	#VALUE!
8/18/2010	1,094.16	112.51	19.12	0.0043	0.0152	(0.0052)	#VALUE!	#VALUE!	#VALUE!	#VALUE!	#VALUE!
8/17/2010	1,092.54	112.77	19.06	(0.0254)	(0.0072)	(0.0536)	#VALUE!	#VALUE!	#VALUE!	#VALUE!	#VALUE!
8/16/2010	1,079.38	110.94	19.00	(0.0429)	(0.0214)	(0.0663)	#VALUE!	#VALUE!	#VALUE!	#VALUE!	#VALUE!
8/13/2010	1,079.25	110.66	18.91	(0.0378)	(0.0115)	(0.0478)	#VALUE!	#VALUE!	#VALUE!	#VALUE!	#VALUE!
8/12/2010	1,083.61	110.11	19.20	(0.0375)	(0.0155)	(0.0361)	#VALUE!	#VALUE!	#VALUE!	#VALUE!	#VALUE!
8/11/2010	1,089.47	110.83	19.22	(0.0335)	(0.0079)	(0.0433)	#VALUE!	#VALUE!	#VALUE!	#VALUE!	#VALUE!
8/10/2010	1,121.06	113.59	20.14	0.0005	0.0238	0.0265	#VALUE!	#VALUE!	#VALUE!	#VALUE!	#VALUE!
8/9/2010	1,127.79	113.37	20.35	0.0017	0.0184	(0.0337)	#VALUE!	#VALUE!	#VALUE!	#VALUE!	#VALUE!
8/6/2010	1,121.64	111.94	19.86	0.0182	0.0189	(0.0336)	#VALUE!	#VALUE!	#VALUE!	#VALUE!	#VALUE!
8/5/2010	1,125.81	111.85	19.92	0.0220	0.0069	(0.0400)	#VALUE!	#VALUE!	#VALUE!	#VALUE!	#VALUE!
8/4/2010	1,127.24	111.72	20.09	0.0191	(0.0075)	(0.0360)	#VALUE!	#VALUE!	#VALUE!	#VALUE!	#VALUE!
8/3/2010	1,120.46	110.95	19.62	0.0059	(0.0321)	(0.0648)	#VALUE!	#VALUE!	#VALUE!	#VALUE!	#VALUE!
8/2/2010	1,125.86	111.32	21.06	0.0097	(0.0131)	0.0189	#VALUE!	#VALUE!	#VALUE!	#VALUE!	#VALUE!
7/30/2010	1,101.60	109.87	20.55	(0.0010)	(0.0106)	0.0074	#VALUE!	#VALUE!	#VALUE!	#VALUE!	#VALUE!
7/29/2010	1,101.53	111.08	20.75	0.0072	0.0156	0.0370	#VALUE!	#VALUE!	#VALUE!	#VALUE!	#VALUE!
7/28/2010	1,106.13	112.56	20.84	0.0342	0.0559	0.0770	#VALUE!	#VALUE!	#VALUE!	#VALUE!	#VALUE!
7/27/2010	1,113.84	114.63	20.98	0.0280	0.0579	0.0650	#VALUE!	#VALUE!	#VALUE!	#VALUE!	#VALUE!
7/26/2010	1,115.01	112.80	20.67	0.0409	0.0524	0.0671	#VALUE!	#VALUE!	#VALUE!	#VALUE!	#VALUE!
7/23/2010	1,102.66	111.05	20.40	0.0355	0.0472	0.0759	#VALUE!	#VALUE!	#VALUE!	#VALUE!	#VALUE!
7/22/2010	1,093.67	109.37	20.01	(0.0026)	0.0038	0.0299	#VALUE!	#VALUE!	#VALUE!	#VALUE!	#VALUE!
7/21/2010	1,069.59	106.60	19.35	(0.0234)	(0.0186)	(0.0148)	#VALUE!	#VALUE!	#VALUE!	#VALUE!	#VALUE!
7/20/2010	1,083.48	108.36	19.70	(0.0108)	(0.0023)	(0.0010)	#VALUE!	#VALUE!	#VALUE!	#VALUE!	#VALUE!
7/19/2010	1,071.25	107.18	19.37	(0.0070)	(0.0002)	0.0005	#VALUE!	#VALUE!	#VALUE!	#VALUE!	#VALUE!
7/16/2010	1,064.88	106.05	18.96	(0.0121)	(0.0095)	(0.0351)	#VALUE!	#VALUE!	#VALUE!	#VALUE!	#VALUE!
7/15/2010	1,096.48	108.96	19.43	0.0245	0.0273	(0.0044)	#VALUE!	#VALUE!	#VALUE!	#VALUE!	#VALUE!
7/14/2010	1,095.17	108.62	19.64	0.0329	0.0347	0.0082	#VALUE!	#VALUE!	#VALUE!	#VALUE!	#VALUE!
7/13/2010	1,095.34	108.61	19.72	0.0654	0.0640	0.0352	#VALUE!	#VALUE!	#VALUE!	#VALUE!	#VALUE!
7/12/2010	1,078.75	107.21	19.36	0.0549	0.0610	0.0099	#VALUE!	#VALUE!	#VALUE!	#VALUE!	#VALUE!
7/9/2010	1,077.96	107.06	19.65	0.0492	0.0612	0.0224	#VALUE!	#VALUE!	#VALUE!	#VALUE!	#VALUE!
7/8/2010	1,070.25	106.07	19.52	0.0384	0.0382	0.0096	#VALUE!	#VALUE!	#VALUE!	#VALUE!	#VALUE!
7/7/2010	1,060.27	104.98	19.48	0.0183	0.0210	0.0130	#VALUE!	#VALUE!	#VALUE!	#VALUE!	#VALUE!
7/6/2010	1,028.06	102.08	19.05	(0.0433)	(0.0303)	(0.0246)	#VALUE!	#VALUE!	#VALUE!	#VALUE!	#VALUE!
7/2/2010	1,022.58	101.04	19.17	(0.0503)	(0.0284)	(0.0239)	#VALUE!	#VALUE!	#VALUE!	#VALUE!	#VALUE!
7/1/2010	1,027.37	100.89	19.22	(0.0431)	(0.0198)	0.0084	#VALUE!	#VALUE!	#VALUE!	#VALUE!	#VALUE!
6/30/2010	1,030.71	102.16	19.33	(0.0562)	(0.0088)	0.0042	#VALUE!	#VALUE!	#VALUE!	#VALUE!	#VALUE!
6/29/2010	1,041.24	102.82	19.23	(0.0494)	(0.0107)	(0.0144)	#VALUE!	#VALUE!	#VALUE!	#VALUE!	#VALUE!
6/28/2010	1,074.57	105.27	19.53	(0.0347)	(0.0103)	(0.0269)	#VALUE!	#VALUE!	#VALUE!	#VALUE!	#VALUE!
6/25/2010	1,076.76	104.00	19.64	(0.0365)	(0.0302)	(0.0373)	#VALUE!	#VALUE!	#VALUE!	#VALUE!	#VALUE!
6/24/2010	1,073.69	102.93	19.06	(0.0379)	(0.0405)	(0.0652)	#VALUE!	#VALUE!	#VALUE!	#VALUE!	#VALUE!
6/23/2010	1,092.04	103.06	19.25	(0.0203)	(0.0298)	(0.0527)	#VALUE!	#VALUE!	#VALUE!	#VALUE!	#VALUE!
6/22/2010	1,095.31	103.94	19.51	(0.0179)	(0.0125)	(0.0575)	#VALUE!	#VALUE!	#VALUE!	#VALUE!	#VALUE!
6/21/2010	1,113.20	106.36	20.07	0.0216	0.0332	(0.0045)	#VALUE!	#VALUE!	#VALUE!	#VALUE!	#VALUE!
6/18/2010	1,117.51	107.24	20.40	0.0237	0.0483	0.0195	#VALUE!	#VALUE!	#VALUE!	#VALUE!	#VALUE!
6/17/2010	1,116.04	107.27	20.39	0.0269	0.0480	0.0342	#VALUE!	#VALUE!	#VALUE!	#VALUE!	#VALUE!
6/16/2010	1,114.61	106.23	20.32	0.0558	0.0658	0.0617	#VALUE!	#VALUE!	#VALUE!	#VALUE!	#VALUE!
6/15/2010	1,115.23	105.26	20.70	0.0501	0.0475	0.0776	#VALUE!	#VALUE!	#VALUE!	#VALUE!	#VALUE!
6/14/2010	1,089.63	102.95	20.16	0.0373	0.0302	0.0684	#VALUE!	#VALUE!	#VALUE!	#VALUE!	#VALUE!
6/11/2010	1,091.60	102.30	20.01	0.0251	0.0228	0.0582	#VALUE!	#VALUE!	#VALUE!	#VALUE!	#VALUE!
6/10/2010	1,086.84	102.36	19.72	(0.0145)	(0.0190)	(0.0023)	#VALUE!	#VALUE!	#VALUE!	#VALUE!	#VALUE!
6/9/2010	1,055.69	99.67	19.14	(0.0389)	(0.0291)	(0.0333)	#VALUE!	#VALUE!	#VALUE!	#VALUE!	#VALUE!
6/8/2010	1,062.00	100.49	19.21	(0.0081)	(0.0009)	(0.0047)	#VALUE!	#VALUE!	#VALUE!	#VALUE!	#VALUE!
6/7/2010	1,050.47	99.93	18.87	(0.0357)	(0.0274)	(0.0465)	#VALUE!	#VALUE!	#VALUE!	#VALUE!	#VALUE!
6/4/2010	1,064.88	100.01	18.91	(0.0346)	(0.0280)	(0.0564)	#VALUE!	#VALUE!	#VALUE!	#VALUE!	#VALUE!
6/3/2010	1,102.83	104.34	19.76	0.0327	0.0414	0.0244	#VALUE!	#VALUE!	#VALUE!	#VALUE!	#VALUE!
6/2/2010	1,098.38	102.66	19.80	0.0227	0.0258	0.0318	#VALUE!	#VALUE!	#VALUE!	#VALUE!	#VALUE!
6/1/2010	1,070.71	100.58	19.30	(0.0027)	(0.0087)	0.0005	#VALUE!	#VALUE!	#VALUE!	#VALUE!	#VALUE!
5/28/2010	1,089.41	102.74	19.79	0.0016	0.0082	0.0133	#VALUE!	#VALUE!	#VALUE!	#VALUE!	#VALUE!
5/27/2010	1,103.06	102.90	20.04	0.0294	0.0095	0.0277	#VALUE!	#VALUE!	#VALUE!	#VALUE!	#VALUE!
5/26/2010	1,067.95	100.19	19.29	(0.0422)	(0.0587)	(0.0627)	#VALUE!	#VALUE!	#VALUE!	#VALUE!	#VALUE!
5/25/2010	1,074.03	100.07	19.19	(0.0417)	(0.0756)	(0.0698)	#VALUE!	#VALUE!	#VALUE!	#VALUE!	#VALUE!
5/24/2010	1,073.65	101.46	19.29	(0.0557)	(0.0767)	(0.0801)	#VALUE!	#VALUE!	#VALUE!	#VALUE!	#VALUE!
5/21/2010	1,087.69	101.91	19.53	(0.0423)	(0.0661)	(0.0762)	#VALUE!	#VALUE!	#VALUE!	#VALUE!	#VALUE!
5/20/2010	1,071.59	101.93	19.50	(0.0742)	(0.0765)	(0.0901)	#VALUE!	#VALUE!	#VALUE!	#VALUE!	#VALUE!
5/19/2010	1,115.05	106.44	20.58	(0.0483)	(0.0358)	(0.0468)	#VALUE!	#VALUE!	#VALUE!	#VALUE!	#VALUE!
5/18/2010	1,120.80	108.25	20.63	(0.0303)	(0.0033)	(0.0355)	#VALUE!	#VALUE!	#VALUE!	#VALUE!	#VALUE!
5/17/2010	1,136.94	109.89	20.97	(0.0196)	0.0200	(0.0062)	#VALUE!	#VALUE!	#VALUE!	#VALUE!	#VALUE!
5/14/2010	1,135.68	109.12	21.14	0.0223	0.0563	0.0517	#VALUE!	#VALUE!	#VALUE!	#VALUE!	#VALUE!
5/13/2010	1,157.44	110.37	21.43	0.0260	0.0403	0.0358	#VALUE!	#VALUE!	#VALUE!	#VALUE!	#VALUE!
5/12/2010	1,171.67	110.39	21.59	0.0050	(0.0047)	(0.0009)	#VALUE!	#VALUE!	#VALUE!	#VALUE!	#VALUE!
5/11/2010	1,155.79	108.61	21.39	(0.0152)	(0.0308)	(0.0531)	#VALUE!	#VALUE!	#VALUE!	#VALUE!	#VALUE!
5/10/2010	1,159.73	107.74	21.10	(0.0354)	(0.0581)	(0.0622)	#VALUE!	#VALUE!	#VALUE!	#VALUE!	#VALUE!
5/7/2010	1,110.88	103.31	20.10	(0.0639)	(0.0823)	(0.0954)	#VALUE!	#VALUE!	#VALUE!	#VALUE!	#VALUE!
5/6/2010	1,128.15	106.09	20.69	(0.0652)	(0.0601)	(0.0825)	#VALUE!	#VALUE!	#VALUE!	#VALUE!	#VALUE!
5/5/2010	1,165.90	110.91	21.61	(0.0214)	(0.0075)	(0.0348)	#VALUE!	#VALUE!	#VALUE!	#VALUE!	#VALUE!
5/4/2010	1,173.60	112.05	22.59	(0.0085)	0.0082	0.0067	#VALUE!	#VALUE!	#VALUE!	#VALUE!	#VALUE!

5/3/2010	1,202.26	114.39	22.50	(0.0081)	0.0092	(0.0136)	#VALUE!	#VALUE!	#VALUE!	#VALUE!	#VALUE!
4/30/2010	1,186.69	112.57	22.22	(0.0251)	(0.0098)	(0.0267)	#VALUE!	#VALUE!	#VALUE!	#VALUE!	#VALUE!
4/29/2010	1,206.78	112.88	22.55	(0.0016)	0.0036	(0.0079)	#VALUE!	#VALUE!	#VALUE!	#VALUE!	#VALUE!
4/28/2010	1,191.36	111.74	22.39	(0.0121)	0.0008	(0.0022)	#VALUE!	#VALUE!	#VALUE!	#VALUE!	#VALUE!
4/27/2010	1,183.71	111.14	22.44	(0.0194)	0.0042	(0.0027)	#VALUE!	#VALUE!	#VALUE!	#VALUE!	#VALUE!
4/26/2010	1,212.05	113.35	22.81	0.0121	0.0369	0.0201	#VALUE!	#VALUE!	#VALUE!	#VALUE!	#VALUE!
4/23/2010	1,217.28	113.69	22.83	0.0211	0.0375	0.0219	#VALUE!	#VALUE!	#VALUE!	#VALUE!	#VALUE!
4/22/2010	1,208.67	112.48	22.73	(0.0025)	0.0215	0.0084	#VALUE!	#VALUE!	#VALUE!	#VALUE!	#VALUE!
4/21/2010	1,205.94	111.65	22.44	(0.0039)	0.0193	0.0067	#VALUE!	#VALUE!	#VALUE!	#VALUE!	#VALUE!
4/20/2010	1,207.17	110.68	22.50	0.0082	0.0196	0.0345	#VALUE!	#VALUE!	#VALUE!	#VALUE!	#VALUE!
4/19/2010	1,197.52	109.31	22.36	0.0009	0.0047	0.0290	#VALUE!	#VALUE!	#VALUE!	#VALUE!	#VALUE!
4/16/2010	1,192.13	109.57	22.34	(0.0019)	0.0096	0.0215	#VALUE!	#VALUE!	#VALUE!	#VALUE!	#VALUE!
4/15/2010	1,211.67	110.11	22.54	0.0213	0.0166	0.0302	#VALUE!	#VALUE!	#VALUE!	#VALUE!	#VALUE!
4/14/2010	1,210.65	109.54	22.29	0.0238	0.0025	0.0091	#VALUE!	#VALUE!	#VALUE!	#VALUE!	#VALUE!
4/13/2010	1,197.30	108.55	21.75	0.0066	(0.0137)	(0.0176)	#VALUE!	#VALUE!	#VALUE!	#VALUE!	#VALUE!
4/12/2010	1,196.48	108.80	21.73	0.0076	0.0010	(0.0234)	#VALUE!	#VALUE!	#VALUE!	#VALUE!	#VALUE!
4/9/2010	1,194.37	108.53	21.87	0.0138	0.0078	(0.0140)	#VALUE!	#VALUE!	#VALUE!	#VALUE!	#VALUE!
4/8/2010	1,186.44	108.31	21.88	0.0145	0.0170	(0.0036)	#VALUE!	#VALUE!	#VALUE!	#VALUE!	#VALUE!
4/7/2010	1,182.45	109.27	22.09	0.0078	0.0197	0.0014	#VALUE!	#VALUE!	#VALUE!	#VALUE!	#VALUE!
4/6/2010	1,189.44	110.06	22.14	0.0138	0.0317	(0.0005)	#VALUE!	#VALUE!	#VALUE!	#VALUE!	#VALUE!
4/5/2010	1,187.44	108.69	22.25	0.0179	0.0327	0.0059	#VALUE!	#VALUE!	#VALUE!	#VALUE!	#VALUE!
4/1/2010	1,178.10	107.69	22.18	0.0106	0.0235	0.0045	#VALUE!	#VALUE!	#VALUE!	#VALUE!	#VALUE!
3/31/2010	1,169.43	106.50	21.96	0.0015	0.0052	(0.0135)	#VALUE!	#VALUE!	#VALUE!	#VALUE!	#VALUE!
3/30/2010	1,173.27	107.17	22.06	(0.0008)	0.0027	(0.0143)	#VALUE!	#VALUE!	#VALUE!	#VALUE!	#VALUE!
3/29/2010	1,173.22	106.68	22.15	0.0064	0.0067	0.0014	#VALUE!	#VALUE!	#VALUE!	#VALUE!	#VALUE!
3/26/2010	1,166.59	105.25	22.12	0.0058	(0.0074)	0.0091	#VALUE!	#VALUE!	#VALUE!	#VALUE!	#VALUE!
3/25/2010	1,165.73	105.22	22.08	(0.0001)	(0.0062)	(0.0059)	#VALUE!	#VALUE!	#VALUE!	#VALUE!	#VALUE!
3/24/2010	1,167.72	105.95	22.26	0.0013	(0.0107)	(0.0045)	#VALUE!	#VALUE!	#VALUE!	#VALUE!	#VALUE!
3/23/2010	1,174.17	106.88	22.38	0.0127	0.0020	0.0086	#VALUE!	#VALUE!	#VALUE!	#VALUE!	#VALUE!
3/22/2010	1,165.81	105.97	22.12	0.0133	0.0016	0.0009	#VALUE!	#VALUE!	#VALUE!	#VALUE!	#VALUE!
3/19/2010	1,159.90	106.03	21.92	0.0086	(0.0001)	(0.0113)	#VALUE!	#VALUE!	#VALUE!	#VALUE!	#VALUE!
3/18/2010	1,165.83	105.88	22.21	0.0136	0.0002	0.0018	#VALUE!	#VALUE!	#VALUE!	#VALUE!	#VALUE!
3/17/2010	1,166.21	107.09	22.36	0.0180	0.0222	0.0205	#VALUE!	#VALUE!	#VALUE!	#VALUE!	#VALUE!
3/16/2010	1,159.46	106.67	22.19	0.0167	0.0270	0.0393	#VALUE!	#VALUE!	#VALUE!	#VALUE!	#VALUE!
3/15/2010	1,150.51	105.80	22.10	0.0105	0.0180	0.0479	#VALUE!	#VALUE!	#VALUE!	#VALUE!	#VALUE!
3/12/2010	1,149.99	106.04	22.17	0.0099	0.0208	0.0679	#VALUE!	#VALUE!	#VALUE!	#VALUE!	#VALUE!
3/11/2010	1,150.24	105.86	22.17	0.0243	0.0303	0.0857	#VALUE!	#VALUE!	#VALUE!	#VALUE!	#VALUE!
3/10/2010	1,145.61	104.77	21.91	0.0240	0.0214	0.0777	#VALUE!	#VALUE!	#VALUE!	#VALUE!	#VALUE!
3/9/2010	1,140.45	103.86	21.35	0.0198	0.0108	0.0440	#VALUE!	#VALUE!	#VALUE!	#VALUE!	#VALUE!
3/8/2010	1,138.50	103.93	21.09	0.0204	0.0229	0.0359	#VALUE!	#VALUE!	#VALUE!	#VALUE!	#VALUE!
3/5/2010	1,138.70	103.88	20.76	0.0310	0.0356	0.0385	#VALUE!	#VALUE!	#VALUE!	#VALUE!	#VALUE!
3/4/2010	1,122.97	102.74	20.42	0.0182	0.0168	0.0104	#VALUE!	#VALUE!	#VALUE!	#VALUE!	#VALUE!
3/3/2010	1,118.79	102.58	20.33	0.0123	0.0088	0.0005	#VALUE!	#VALUE!	#VALUE!	#VALUE!	#VALUE!
3/2/2010	1,118.31	102.76	20.45	0.0217	0.0100	0.0039	#VALUE!	#VALUE!	#VALUE!	#VALUE!	#VALUE!
3/1/2010	1,115.71	101.61	20.36	0.0069	(0.0085)	(0.0092)	#VALUE!	#VALUE!	#VALUE!	#VALUE!	#VALUE!
2/26/2010	1,104.49	100.31	19.99	(0.0042)	(0.0155)	(0.0348)	#VALUE!	#VALUE!	#VALUE!	#VALUE!	#VALUE!
2/25/2010	1,102.94	101.04	20.21	(0.0034)	0.0021	(0.0165)	#VALUE!	#VALUE!	#VALUE!	#VALUE!	#VALUE!
2/24/2010	1,105.24	101.69	20.32	0.0052	0.0145	0.0069	#VALUE!	#VALUE!	#VALUE!	#VALUE!	#VALUE!
2/23/2010	1,094.60	101.74	20.37	(0.0002)	0.0188	-	#VALUE!	#VALUE!	#VALUE!	#VALUE!	#VALUE!
2/22/2010	1,108.01	102.47	20.55	0.0302	0.0485	0.0229	#VALUE!	#VALUE!	#VALUE!	#VALUE!	#VALUE!
2/19/2010	1,109.17	101.89	20.71	0.0285	0.0465	0.0350	#VALUE!	#VALUE!	#VALUE!	#VALUE!	#VALUE!
2/18/2010	1,106.75	100.83	20.55	0.0362	0.0479	0.0244	#VALUE!	#VALUE!	#VALUE!	#VALUE!	#VALUE!
2/17/2010	1,099.51	100.23	20.18	0.0271	0.0398	(0.0074)	#VALUE!	#VALUE!	#VALUE!	#VALUE!	#VALUE!
2/16/2010	1,094.87	99.86	20.37	0.0361	0.0445	(0.0092)	#VALUE!	#VALUE!	#VALUE!	#VALUE!	#VALUE!
2/12/2010	1,075.51	97.73	20.09	0.0087	0.0170	(0.0290)	#VALUE!	#VALUE!	#VALUE!	#VALUE!	#VALUE!
2/11/2010	1,078.47	97.36	20.01	0.0144	0.0147	(0.0361)	#VALUE!	#VALUE!	#VALUE!	#VALUE!	#VALUE!
2/10/2010	1,068.13	96.22	20.06	(0.0266)	(0.0198)	(0.0631)	#VALUE!	#VALUE!	#VALUE!	#VALUE!	#VALUE!
2/9/2010	1,070.52	96.39	20.33	(0.0297)	(0.0242)	(0.0500)	#VALUE!	#VALUE!	#VALUE!	#VALUE!	#VALUE!
2/8/2010	1,056.74	95.61	20.56	(0.0298)	(0.0268)	(0.0433)	#VALUE!	#VALUE!	#VALUE!	#VALUE!	#VALUE!
2/5/2010	1,066.19	96.10	20.69	(0.0072)	(0.0164)	(0.0421)	#VALUE!	#VALUE!	#VALUE!	#VALUE!	#VALUE!
2/4/2010	1,063.11	95.94	20.76	(0.0197)	(0.0228)	(0.0585)	#VALUE!	#VALUE!	#VALUE!	#VALUE!	#VALUE!
2/3/2010	1,097.28	98.16	21.41	(0.0002)	(0.0031)	(0.0577)	#VALUE!	#VALUE!	#VALUE!	#VALUE!	#VALUE!
2/2/2010	1,103.32	98.79	21.40	0.0102	(0.0110)	(0.0472)	#VALUE!	#VALUE!	#VALUE!	#VALUE!	#VALUE!
2/1/2010	1,089.19	98.24	21.49	(0.0069)	(0.0139)	(0.0566)	#VALUE!	#VALUE!	#VALUE!	#VALUE!	#VALUE!
1/29/2010	1,073.87	97.70	21.60	(0.0164)	(0.0161)	(0.0526)	#VALUE!	#VALUE!	#VALUE!	#VALUE!	#VALUE!
1/28/2010	1,084.53	98.18	22.05	(0.0286)	(0.0305)	(0.0455)	#VALUE!	#VALUE!	#VALUE!	#VALUE!	#VALUE!
1/27/2010	1,097.50	98.47	22.72	(0.0356)	(0.0425)	(0.0450)	#VALUE!	#VALUE!	#VALUE!	#VALUE!	#VALUE!
1/26/2010	1,092.17	99.89	22.46	(0.0505)	(0.0333)	(0.0677)	#VALUE!	#VALUE!	#VALUE!	#VALUE!	#VALUE!
1/25/2010	1,096.78	99.62	22.78	(0.0345)	(0.0199)	(0.0356)	#VALUE!	#VALUE!	#VALUE!	#VALUE!	#VALUE!
1/22/2010	1,091.76	99.30	22.80	(0.0494)	(0.0270)	(0.0484)	#VALUE!	#VALUE!	#VALUE!	#VALUE!	#VALUE!
1/21/2010	1,116.48	101.27	23.10	(0.0255)	(0.0059)	(0.0367)	#VALUE!	#VALUE!	#VALUE!	#VALUE!	#VALUE!
1/20/2010	1,138.04	102.84	23.79	0.0016	0.0196	(0.0067)	#VALUE!	#VALUE!	#VALUE!	#VALUE!	#VALUE!
1/19/2010	1,150.23	103.34	24.09	0.0028	0.0206	0.0012	#VALUE!	#VALUE!	#VALUE!	#VALUE!	#VALUE!
1/15/2010	1,136.03	101.64	23.62	(0.0078)	0.0086	(0.0203)	#VALUE!	#VALUE!	#VALUE!	#VALUE!	#VALUE!
1/14/2010	1,148.46	102.05	23.96	0.0059	0.0177	(0.0066)	#VALUE!	#VALUE!	#VALUE!	#VALUE!	#VALUE!
1/13/2010	1,145.68	101.87	23.98	0.0075	0.0133	-	#VALUE!	#VALUE!	#VALUE!	#VALUE!	#VALUE!
1/12/2010	1,136.22	100.86	23.95	(0.0003)	0.0079	(0.0232)	#VALUE!	#VALUE!	#VALUE!	#VALUE!	#VALUE!
1/11/2010	1,146.98	101.25	24.06	0.0124	0.0076	(0.0471)	#VALUE!	#VALUE!	#VALUE!	#VALUE!	#VALUE!
1/8/2010	1,144.98	100.78	24.11	#DIV/0!	#DIV/0!	#DIV/0!	#VALUE!	#VALUE!	#VALUE!	#VALUE!	#VALUE!
1/7/2010	1,141.69	100.27	24.12	#DIV/0!	#DIV/0!	#DIV/0!	#VALUE!	#VALUE!	#VALUE!	#VALUE!	#VALUE!
1/6/2010	1,137.14	100.53	23.98	#DIV/0!	#DIV/0!	#DIV/0!	#VALUE!	#VALUE!	#VALUE!	#VALUE!	#VALUE!
1/5/2010	1,136.52	100.07	24.52	#DIV/0!	#DIV/0!	#DIV/0!	#VALUE!	#VALUE!	#VALUE!	#VALUE!	#VALUE!
1/4/2010	1,132.99	100.49	25.25	#DIV/0!	#DIV/0!	#DIV/0!	#VALUE!	#VALUE!	#VALUE!	#VALUE!	#VALUE!

Docket No. EL18-  
Volume 4A  
Section 6

Source: S&P Global Market Intelligence

Holding period 5  
Beta Period (mo's) 60 1200  
Adjustment 0.67 0.35

Pricing Date	RETURN			RAW BETA			ADJUSTED BETA			RELATIVE BETA 60 MONTHS	543 # OBSERVATIONS >= 1			
	S&P 500	Proxy Group	OTTR	S&P 500	Proxy Group	OTTR	Proxy Group	OTTR	Proxy Group			OTTR		
2/28/2018	2,713.83	211.98	39.80	0.0046	(0.0012)	(0.0281)	0.5740	0.6998	0.7346	0.8189	1.11	543	TOTAL OBSERVATIONS	1
2/27/2018	2,744.28	213.56	40.75	0.0103	(0.0040)	(0.0145)	0.5743	0.7005	0.7348	0.8193	1.12	1		1
2/26/2018	2,779.60	217.46	41.50	0.0173	(0.0003)	(0.0131)	0.5745	0.7009	0.7349	0.8196	1.12	1		1
2/23/2018	2,747.30	218.95	42.00	0.0059	0.0160	0.0108	0.5753	0.7012	0.7355	0.8198	1.11	1		1
2/22/2018	2,703.96	213.19	40.90	0.0020	0.0095	0.0074	0.5754	0.6997	0.7355	0.8188	1.11	1		1
2/21/2018	2,701.33	212.24	40.95	0.0144	(0.0062)	(0.0168)	0.5755	0.6991	0.7356	0.8184	1.11	1		1
2/20/2018	2,716.26	214.43	41.35	0.0227	0.0027	0.0027	0.5757	0.6984	0.7357	0.8179	1.11	1		1
2/16/2018	2,732.22	217.51	42.05	0.0430	0.0227	0.0182	0.5756	0.6965	0.7356	0.8167	1.11	1		1
2/15/2018	2,731.20	215.51	41.55	0.0582	0.0417	0.0401	0.5753	0.6967	0.7355	0.8168	1.11	1		1
2/14/2018	2,698.63	211.17	40.60	0.0063	0.0090	0.0112	0.5732	0.6955	0.7340	0.8160	1.11	1		1
2/13/2018	2,662.94	213.57	41.65	(0.0119)	0.0211	0.0432	0.5720	0.6934	0.7332	0.8146	1.11	1		1
2/12/2018	2,656.00	213.84	40.95	0.0027	0.0078	0.0136	0.5729	0.6948	0.7338	0.8155	1.11	1		1
2/9/2018	2,619.55	212.69	41.30	(0.0516)	(0.0188)	(0.0167)	0.5724	0.6938	0.7335	0.8148	1.11	1		1
2/8/2018	2,581.00	206.87	39.95	(0.0854)	(0.0557)	(0.0567)	0.5738	0.6963	0.7345	0.8165	1.11	1		1
2/7/2018	2,681.66	209.29	40.15	(0.0503)	(0.0599)	(0.0575)	0.5725	0.6964	0.7336	0.8166	1.11	1		1
2/6/2018	2,695.14	209.16	39.93	(0.0451)	(0.0508)	(0.0539)	0.5673	0.6921	0.7301	0.8137	1.11	1		1
2/5/2018	2,648.94	212.19	40.40	(0.0717)	(0.0383)	(0.0312)	0.5635	0.6887	0.7276	0.8114	1.12	1		1
2/2/2018	2,762.13	216.76	42.00	(0.0385)	(0.0321)	0.0048	0.5645	0.6927	0.7282	0.8141	1.12	1		1
1/31/2018	2,821.98	219.08	42.35	(0.0061)	(0.0242)	(0.0059)	0.5636	0.6970	0.7276	0.8170	1.12	1		1
1/30/2018	2,822.43	220.34	42.20	(0.0059)	(0.0092)	(0.0106)	0.5643	0.6982	0.7281	0.8178	1.12	1		1
1/29/2018	2,853.53	220.65	41.70	0.0073	0.0036	(0.0036)	0.5653	0.6995	0.7287	0.8187	1.12	1		1
1/26/2018	2,872.87	223.95	41.80	0.0223	0.0223	(0.0059)	0.5653	0.6996	0.7287	0.8188	1.12	1		1
1/25/2018	2,839.25	224.51	42.60	0.0147	0.0248	0.0253	0.5650	0.7011	0.7285	0.8198	1.13	1		1
1/24/2018	2,837.54	221.88	42.10	0.0125	0.0062	(0.0059)	0.5629	0.7011	0.7272	0.8197	1.13	1		1
1/23/2018	2,839.13	222.39	42.65	0.0226	0.0190	0.0119	0.5623	0.7039	0.7268	0.8216	1.13	1		1
1/22/2018	2,832.97	219.86	41.85	0.0168	0.0053	0.0121	0.5621	0.7065	0.7266	0.8234	1.13	1		1
1/19/2018	2,810.30	219.07	42.05	0.0154	(0.0063)	0.0133	0.5623	0.7065	0.7267	0.8233	1.13	1		1
1/18/2018	2,798.03	219.08	41.55	0.0181	(0.0112)	0.0184	0.5634	0.7071	0.7274	0.8238	1.13	1		1
1/17/2018	2,802.56	220.52	42.35	0.0186	(0.0246)	0.0304	0.5644	0.7069	0.7281	0.8236	1.13	1		1
1/16/2018	2,776.42	218.24	42.15	0.0104	(0.0540)	(0.0059)	0.5664	0.7062	0.7295	0.8232	1.13	1		1
1/12/2018	2,786.24	218.69	41.35	0.0157	(0.0434)	(0.0339)	0.5686	0.7076	0.7310	0.8241	1.13	1		1
1/11/2018	2,767.56	220.46	41.50	0.0160	(0.0382)	(0.0281)	0.5708	0.7096	0.7324	0.8254	1.13	1		1
1/10/2018	2,748.23	221.56	40.80	0.0130	(0.0399)	(0.0523)	0.5728	0.7113	0.7338	0.8266	1.13	1		1
1/9/2018	2,751.29	226.09	41.10	0.0206	(0.0273)	(0.0616)	0.5742	0.7134	0.7347	0.8280	1.13	1		1
1/8/2018	2,747.71	230.70	42.40	0.0277	(0.0202)	(0.0461)	0.5764	0.7179	0.7362	0.8310	1.13	1		1
1/5/2018	2,743.15	228.61	42.80	0.0207	(0.0303)	(0.0489)	0.5793	0.7236	0.7382	0.8348	1.13	1		1
1/4/2018	2,723.99	229.22	42.70	0.0154	(0.0201)	(0.0415)	0.5821	0.7273	0.7400	0.8373	1.13	1		1
1/3/2018	2,713.06	230.78	43.05	0.0121	(0.0089)	(0.0227)	0.5834	0.7296	0.7409	0.8388	1.13	1		1
1/2/2018	2,695.81	232.44	43.80	0.0046	(0.0099)	(0.0135)	0.5844	0.7309	0.7415	0.8397	1.13	1		1
12/29/2017	2,673.61	235.46	44.45	(0.0041)	0.0086	0.0091	0.5845	0.7310	0.7416	0.8398	1.13	1		1
12/28/2017	2,687.54	235.76	45.00	0.0031	0.0011	0.0158	0.5850	0.7314	0.7419	0.8400	1.13	1		1
12/27/2017	2,682.62	233.91	44.55	0.0004	(0.0161)	0.0045	0.5849	0.7313	0.7419	0.8400	1.13	1		1
12/26/2017	2,680.50	232.86	44.05	(0.0036)	(0.0377)	(0.0287)	0.5848	0.7315	0.7418	0.8401	1.13	1		1
12/22/2017	2,683.34	234.76	44.40	0.0028	(0.0424)	(0.0306)	0.5827	0.7308	0.7404	0.8397	1.13	1		1
12/21/2017	2,684.57	233.46	44.05	0.0123	(0.0373)	(0.0189)	0.5827	0.7309	0.7404	0.8397	1.13	1		1
12/20/2017	2,679.25	235.50	44.30	0.0062	(0.0371)	(0.0317)	0.5837	0.7316	0.7411	0.8402	1.13	1		1
12/19/2017	2,681.47	237.74	44.35	0.0065	(0.0265)	(0.0242)	0.5838	0.7318	0.7411	0.8403	1.13	1		1
12/18/2017	2,690.16	242.00	45.35	0.0113	(0.0270)	(0.0226)	0.5846	0.7324	0.7417	0.8407	1.13	1		1
12/15/2017	2,675.81	245.16	45.80	0.0092	(0.0138)	(0.0203)	0.5859	0.7340	0.7426	0.8418	1.13	1		1
12/14/2017	2,652.01	242.50	44.90	0.0057	(0.0213)	(0.0487)	0.5864	0.7349	0.7429	0.8424	1.13	1		1
12/13/2017	2,662.85	244.57	45.75	0.0128	(0.0092)	(0.0317)	0.5867	0.7359	0.7431	0.8430	1.13	1		1
12/12/2017	2,664.11	244.20	45.45	0.0131	(0.0074)	(0.0278)	0.5875	0.7382	0.7436	0.8446	1.14	1		1
12/11/2017	2,659.99	248.71	46.40	0.0078	(0.0039)	(0.0262)	0.5886	0.7411	0.7443	0.8465	1.14	1		1
12/8/2017	2,651.50	248.58	46.75	0.0035	(0.0066)	(0.0240)	0.5889	0.7425	0.7446	0.8475	1.14	1		1
12/7/2017	2,636.98	247.77	47.20	(0.0040)	(0.0169)	(0.0228)	0.5893	0.7443	0.7448	0.8487	1.14	1		1
12/6/2017	2,629.27	246.84	47.25	0.0012	(0.0132)	(0.0238)	0.5893	0.7463	0.7448	0.8500	1.14	1		1
12/5/2017	2,629.57	246.03	46.75	0.0010	(0.0147)	(0.0209)	0.5893	0.7483	0.7449	0.8514	1.14	1		1
12/4/2017	2,639.44	249.68	47.65	0.0146	0.0084	0.0149	0.5893	0.7482	0.7448	0.8513	1.14	1		1
12/1/2017	2,642.22	250.24	47.90	0.0153	0.0171	0.0268	0.5893	0.7484	0.7448	0.8514	1.14	1		1
11/30/2017	2,647.58	252.03	48.30	0.0194	0.0261	0.0398	0.5889	0.7478	0.7446	0.8510	1.14	1		1
11/29/2017	2,626.07	250.14	48.40	0.0104	0.0138	0.0309	0.5884	0.7462	0.7442	0.8500	1.14	1		1
11/28/2017	2,627.04	249.69	47.75	0.0174	0.0128	0.0414	0.5879	0.7447	0.7439	0.8489	1.14	1		1
11/27/2017	2,601.42	247.59	46.95	0.0088	0.0020	0.0218	0.5876	0.7428	0.7437	0.8477	1.14	1		1
11/24/2017	2,602.42	246.04	46.65	0.0065	(0.0088)	0.0174	0.5876	0.7415	0.7437	0.8468	1.14	1		1
11/22/2017	2,597.08	245.62	46.45	0.0127	(0.0071)	0.0186	0.5877	0.7406	0.7437	0.8462	1.14	1		1
11/21/2017	2,599.03	246.74	46.95	0.0078	(0.0114)	0.0021	0.5883	0.7412	0.7442	0.8466	1.14	1		1
11/20/2017	2,582.14	246.54	45.85	(0.0010)	0.0070	(0.0011)	0.5886	0.7412	0.7444	0.8466	1.14	1		1
11/17/2017	2,578.85	247.10	45.95	(0.0013)	0.0192	0.0077	0.5887	0.7416	0.7444	0.8468	1.14	1		1
11/16/2017	2,585.64	248.22	45.85	0.0004	0.0159	0.0011	0.5890	0.7417	0.7446	0.8470	1.14	1		1
11/15/2017	2,564.62	247.38	45.60	(0.0115)	0.0110	(0.0065)	0.5892	0.7418	0.7448	0.8470	1.14	1		1
11/14/2017	2,578.87	249.58	46.85	(0.0045)	0.0192	0.0207	0.5902	0.7420	0.7454	0.8471	1.14	1		1
11/13/2017	2,584.84	244.83	45.90	(0.0024)	0.0094	-	0.5906	0.7425	0.7457	0.8475	1.14	1		1
11/10/2017	2,582.30	242.45	45.60	(0.0021)	(0.0041)	(0.0108)	0.5908	0.7427	0.7459	0.8476	1.14	1		1
11/9/2017	2,584.62	244.35	45.80	0.0018	0.0014	(0.0193)	0.5909	0.7428	0.7459	0.8477	1.14	1		1
11/8/2017	2,594.38	244.69	45.90	0.0058	0.0048	0.0044	0.5909	0.7427	0.7459	0.8476	1.14	1		1
11/7/2017	2,590.64	244.89	45.90	0.0060	(0.0040)	(0.0011)	0.5907	0.7426	0.7458	0.8476	1.14	1		1
11/6/2017	2,591.13	242.54	45.90	0.0071	(0.0111)	0.0033	0.5910	0.7431	0.7460	0.8479	1.14	1		1
11/3/2017	2,587.84													

Docket No. EL18-  
Volume 4A  
Section 6

10/5/2017	2,552.07	240.15	44.85	0.0167	0.0037	0.0124	0.5975	0.7476	0.7503	0.8509	1.13	1
10/4/2017	2,537.74	240.29	44.75	0.0122	0.0069	0.0159	0.5992	0.7481	0.7515	0.8513	1.13	1
10/3/2017	2,534.58	238.28	44.35	0.0151	(0.0064)	0.0231	0.5997	0.7482	0.7518	0.8513	1.13	1
10/2/2017	2,529.12	238.87	44.45	0.0130	(0.0065)	0.0301	0.6011	0.7478	0.7527	0.8510	1.13	1
9/29/2017	2,519.36	237.65	43.35	0.0068	(0.0015)	0.0129	0.6017	0.7471	0.7531	0.8506	1.13	1
9/28/2017	2,510.06	239.26	44.30	0.0038	(0.0004)	0.0302	0.6022	0.7473	0.7535	0.8507	1.13	1
9/27/2017	2,507.04	238.64	44.05	(0.0005)	(0.0032)	0.0256	0.6027	0.7472	0.7538	0.8507	1.13	1
9/26/2017	2,496.84	239.81	43.35	(0.0039)	(0.0037)	0.0070	0.6027	0.7475	0.7538	0.8508	1.13	1
9/25/2017	2,496.66	240.44	43.15	(0.0029)	(0.0007)	0.0058	0.6027	0.7474	0.7538	0.8507	1.13	1
9/22/2017	2,502.22	238.02	42.80	0.0008	(0.0196)	(0.0047)	0.6027	0.7474	0.7538	0.8508	1.13	1
9/21/2017	2,500.60	239.35	43.00	0.0020	(0.0140)	0.0094	0.6028	0.7473	0.7539	0.8507	1.13	1
9/20/2017	2,508.24	239.41	42.95	0.0039	(0.0066)	0.0190	0.6027	0.7474	0.7538	0.8507	1.13	1
9/19/2017	2,506.65	240.70	43.05	0.0041	(0.0058)	0.0226	0.6022	0.7475	0.7535	0.8508	1.13	1
9/18/2017	2,503.87	240.60	42.90	0.0063	(0.0243)	(0.0069)	0.6022	0.7482	0.7535	0.8513	1.13	1
9/15/2017	2,500.23	242.77	43.00	0.0158	(0.0075)	0.0047	0.6026	0.7485	0.7537	0.8515	1.13	1
9/14/2017	2,495.62	242.76	42.60	0.0124	(0.0018)	(0.0012)	0.6033	0.7488	0.7542	0.8517	1.13	1
9/13/2017	2,498.37	241.00	42.15	0.0133	(0.0013)	0.0024	0.6036	0.7490	0.7544	0.8518	1.13	1
9/12/2017	2,496.48	242.10	42.10	0.0157	(0.0008)	0.0060	0.6038	0.7491	0.7545	0.8519	1.13	1
9/11/2017	2,488.11	246.58	43.20	0.0047	0.0200	0.0273	0.6043	0.7495	0.7549	0.8522	1.13	1
9/8/2017	2,461.43	244.60	42.80	(0.0041)	0.0120	0.0239	0.6042	0.7493	0.7548	0.8520	1.13	1
9/7/2017	2,465.10	243.21	42.65	0.0031	0.0071	0.0327	0.6047	0.7500	0.7551	0.8525	1.13	1
9/6/2017	2,465.54	241.31	42.05	0.0079	(0.0050)	0.0060	0.6052	0.7504	0.7555	0.8528	1.13	1
9/5/2017	2,457.85	242.29	41.85	0.0056	(0.0044)	-	0.6056	0.7509	0.7557	0.8531	1.13	1
9/1/2017	2,476.55	241.75	42.05	0.0137	(0.0043)	0.0036	0.6058	0.7510	0.7559	0.8532	1.13	1
8/31/2017	2,471.65	241.70	41.80	0.0134	(0.0018)	0.0024	0.6048	0.7511	0.7552	0.8532	1.13	1
8/30/2017	2,457.59	241.50	41.30	0.0055	(0.0017)	(0.0155)	0.6034	0.7505	0.7543	0.8529	1.13	1
8/29/2017	2,446.30	242.52	41.80	(0.0025)	0.0053	(0.0118)	0.6025	0.7508	0.7537	0.8531	1.13	1
8/28/2017	2,444.24	243.36	41.85	0.0065	0.0195	(0.0036)	0.6024	0.7504	0.7536	0.8528	1.13	1
8/25/2017	2,443.05	242.79	41.90	0.0072	0.0206	0.0109	0.6021	0.7504	0.7534	0.8528	1.13	1
8/24/2017	2,438.97	242.13	41.70	0.0037	0.0232	0.0060	0.6023	0.7511	0.7535	0.8532	1.13	1
8/23/2017	2,444.04	241.91	41.95	(0.0098)	0.0130	(0.0012)	0.6032	0.7525	0.7541	0.8542	1.13	1
8/22/2017	2,452.51	241.24	42.30	(0.0049)	0.0139	0.0095	0.6041	0.7544	0.7548	0.8554	1.13	1
8/21/2017	2,428.37	238.69	42.00	(0.0152)	0.0043	(0.0024)	0.6062	0.7581	0.7562	0.8579	1.13	1
8/18/2017	2,425.55	237.89	41.45	(0.0065)	0.0079	0.0061	0.6082	0.7578	0.7575	0.8577	1.13	1
8/17/2017	2,430.01	236.65	41.45	(0.0034)	(0.0044)	(0.0036)	0.6096	0.7568	0.7584	0.8570	1.13	1
8/16/2017	2,468.11	238.80	42.00	(0.0024)	0.0038	0.0256	0.6122	0.7537	0.7601	0.8550	1.12	1
8/15/2017	2,464.61	237.94	41.90	(0.0042)	(0.0060)	(0.0012)	0.6136	0.7538	0.7611	0.8551	1.12	1
8/14/2017	2,465.84	237.68	42.10	(0.0061)	(0.0020)	0.0395	0.6132	0.7546	0.7608	0.8556	1.12	1
8/11/2017	2,441.32	236.04	41.20	(0.0143)	(0.0013)	0.0185	0.6132	0.7557	0.7608	0.8563	1.13	1
8/10/2017	2,438.21	237.70	41.60	(0.0137)	0.0062	0.0234	0.6135	0.7572	0.7610	0.8573	1.13	1
8/9/2017	2,474.02	237.91	40.95	(0.0014)	0.0117	0.0174	0.6143	0.7586	0.7616	0.8583	1.13	1
8/8/2017	2,474.92	239.38	41.95	(0.0006)	0.0167	0.0384	0.6139	0.7578	0.7613	0.8577	1.13	1
8/7/2017	2,480.91	238.16	40.50	0.0043	0.0193	0.0012	0.6139	0.7572	0.7613	0.8573	1.13	1
8/4/2017	2,476.83	236.34	40.45	0.0019	0.0149	0.0037	0.6134	0.7551	0.7610	0.8559	1.12	1
8/3/2017	2,472.16	236.24	40.65	(0.0013)	0.0093	0.0099	0.6130	0.7541	0.7607	0.8552	1.12	1
8/2/2017	2,477.57	235.17	40.25	(0.0001)	0.0065	0.0050	0.6121	0.7528	0.7601	0.8544	1.12	1
8/1/2017	2,476.35	235.45	40.40	(0.0003)	0.0094	0.0069	0.6120	0.7529	0.7601	0.8544	1.12	1
7/31/2017	2,470.30	233.64	40.45	0.0002	(0.0004)	0.0125	0.6121	0.7529	0.7601	0.8545	1.12	1
7/28/2017	2,472.10	232.86	40.30	(0.0002)	(0.0131)	(0.0086)	0.6125	0.7528	0.7604	0.8543	1.12	1
7/27/2017	2,475.42	234.07	40.25	0.0008	0.0027	(0.0012)	0.6128	0.7528	0.7606	0.8544	1.12	1
7/26/2017	2,477.83	233.64	40.05	0.0016	0.0141	0.0075	0.6128	0.7529	0.7606	0.8544	1.12	1
7/25/2017	2,477.13	233.26	40.13	0.0067	0.0193	0.0171	0.6123	0.7525	0.7603	0.8542	1.12	1
7/24/2017	2,469.91	233.73	39.95	0.0044	0.0237	0.0114	0.6113	0.7513	0.7595	0.8534	1.12	1
7/21/2017	2,472.54	235.95	40.65	0.0054	0.0358	0.0304	0.6104	0.7503	0.7590	0.8527	1.12	1
7/20/2017	2,473.45	233.45	40.30	0.0105	0.0285	0.0268	0.6096	0.7495	0.7584	0.8522	1.12	1
7/19/2017	2,473.83	230.39	39.75	0.0125	0.0080	0.0013	0.6089	0.7491	0.7579	0.8519	1.12	1
7/18/2017	2,460.61	228.83	39.45	0.0145	0.0093	0.0064	0.6090	0.7494	0.7580	0.8521	1.12	1
7/17/2017	2,459.14	228.31	39.50	0.0131	0.0065	0.0102	0.6090	0.7491	0.7580	0.8519	1.12	1
7/14/2017	2,459.27	227.81	39.45	0.0141	(0.0012)	-	0.6091	0.7486	0.7581	0.8516	1.12	1
7/13/2017	2,447.83	226.99	39.25	0.0158	(0.0011)	0.0026	0.6090	0.7485	0.7581	0.8515	1.12	1
7/12/2017	2,443.25	228.56	39.70	0.0044	0.0016	0.0038	0.6095	0.7489	0.7584	0.8518	1.12	1
7/11/2017	2,425.53	226.72	39.20	(0.0014)	(0.0127)	(0.0138)	0.6099	0.7490	0.7586	0.8518	1.12	1
7/10/2017	2,427.43	226.84	39.10	0.0017	(0.0145)	(0.0126)	0.6094	0.7485	0.7583	0.8515	1.12	1
7/7/2017	2,425.18	228.09	39.45	0.0023	(0.0132)	(0.0125)	0.6092	0.7480	0.7581	0.8511	1.12	1
7/6/2017	2,409.75	227.25	39.15	(0.0127)	(0.0272)	0.0272	0.6075	0.7465	0.7570	0.8502	1.12	1
7/5/2017	2,432.54	228.19	39.55	0.0054	(0.0273)	(0.0174)	0.6056	0.7452	0.7558	0.8493	1.12	1
7/3/2017	2,429.01	229.64	39.75	(0.0041)	(0.0336)	(0.0293)	0.6057	0.7452	0.7558	0.8493	1.12	1
6/30/2017	2,423.41	230.18	39.60	(0.0061)	(0.0273)	(0.0318)	0.6050	0.7445	0.7554	0.8488	1.12	1
6/29/2017	2,419.70	231.15	39.95	(0.0061)	(0.0252)	0.0327	0.6044	0.7437	0.7550	0.8483	1.12	1
6/28/2017	2,440.69	233.59	40.35	0.0021	(0.0171)	(0.0074)	0.6036	0.7431	0.7544	0.8479	1.12	1
6/27/2017	2,419.38	234.61	40.25	(0.0072)	(0.0158)	(0.0159)	0.6027	0.7435	0.7538	0.8482	1.13	1
6/26/2017	2,439.07	237.62	40.95	(0.0059)	(0.0056)	(0.0073)	0.6011	0.7431	0.7527	0.8479	1.13	1
6/23/2017	2,438.30	236.64	40.90	0.0021	(0.0165)	(0.0133)	0.6002	0.7433	0.7521	0.8480	1.13	1
6/22/2017	2,434.50	237.12	41.30	0.0008	(0.0071)	(0.0036)	0.5991	0.7442	0.7514	0.8486	1.13	1
6/21/2017	2,435.61	237.67	40.65	(0.0009)	(0.0008)	(0.0169)	0.5979	0.7446	0.7506	0.8489	1.13	1
6/20/2017	2,437.03	238.37	40.90	(0.0014)	0.0060	(0.0156)	0.5973	0.7443	0.7502	0.8487	1.13	1
6/19/2017	2,453.46	238.97	41.25	0.0099	0.0105	(0.0060)	0.5976	0.7448	0.7504	0.8490	1.13	1
6/16/2017	2,433.15	240.60	41.45	0.0006	0.0145	(0.0036)	0.5973	0.7449	0.7502	0.8491	1.13	1
6/15/2017	2,432.46	238.81	41.45	(0.0005)	0.0075	0.0159	0.5975	0.7442	0.7504	0.8486	1.13	1
6/14/2017	2,437.92	237.85	41.35	0.0020	(0.0013)	0.0147	0.5976	0.7444	0.7504	0.8488	1.13	1
6/13/2017	2,440.35	236.95	41.55	0.0045	(0.0023)	0.0336	0.5975	0.7444	0.7503	0.8488	1.13	1
6/12/2017	2,429.39	236.47	41.50	(0.0028)	(0.0050)	0.0272	0.5976	0.7444	0.7504	0.8487	1.13	1
6/9/2017	2,431.77	237.17	41.60	(0.0030)	(0.0094)	0.0196	0.5974	0.7447	0.7503	0.8490	1.13	1
6/8/2017	2,433.79	237.04	40.80	0.0015	(0.0039)	0.0149	0.5973	0.7451	0.7502	0.8492	1.13	1
6/7/2017	2,433.14	238.16	40.75	0.0088	0.0089	0.0200	0.5973	0.7451	0.7502	0.8492	1.13	1</



Docket No. EL18-  
Volume 4A  
Section 6

5/2/2017	2,391.17	227.30	39.50	0.0011	(0.0152)	(0.0038)	0.5902	0.7354	0.7454	0.8427	1.13	1
5/1/2017	2,388.33	226.92	39.30	0.0080	(0.0187)	(0.0063)	0.5900	0.7356	0.7453	0.8429	1.13	1
4/28/2017	2,384.20	228.32	39.50	0.0151	(0.0075)	0.0089	0.5903	0.7356	0.7455	0.8429	1.13	1
4/27/2017	2,388.77	230.61	40.00	0.0140	0.0105	0.0296	0.5909	0.7354	0.7459	0.8427	1.13	1
4/26/2017	2,387.45	230.25	40.15	0.0211	0.0066	0.0442	0.5913	0.7349	0.7462	0.8424	1.13	1
4/25/2017	2,388.61	230.81	39.65	0.0198	0.0014	0.0245	0.5920	0.7343	0.7466	0.8420	1.13	1
4/24/2017	2,374.15	231.25	39.55	0.0107	0.0069	0.0299	0.5925	0.7337	0.7470	0.8416	1.13	1
4/21/2017	2,348.70	230.04	39.15	0.0085	0.0093	0.0343	0.5925	0.7331	0.7470	0.8412	1.13	1
4/20/2017	2,355.84	228.20	38.85	0.0047	(0.0053)	0.0157	0.5916	0.7300	0.7464	0.8391	1.12	1
4/19/2017	2,338.17	228.73	38.45	(0.0066)	(0.0003)	0.0026	0.5914	0.7280	0.7462	0.8377	1.12	1
4/18/2017	2,342.19	230.50	38.70	(0.0064)	0.0123	0.0198	0.5917	0.7278	0.7464	0.8377	1.12	1
4/17/2017	2,349.01	229.67	38.40	(0.0028)	0.0090	0.0132	0.5920	0.7280	0.7466	0.8378	1.12	1
4/13/2017	2,328.95	227.92	37.85	(0.0121)	(0.0026)	(0.0013)	0.5919	0.7285	0.7466	0.8381	1.12	1
4/12/2017	2,344.93	229.42	38.25	(0.0034)	0.0030	0.0119	0.5921	0.7291	0.7467	0.8385	1.12	1
4/11/2017	2,353.78	228.81	38.35	(0.0027)	0.0057	0.0105	0.5934	0.7310	0.7476	0.8398	1.12	1
4/10/2017	2,357.16	227.70	37.95	(0.0007)	0.0082	(0.0078)	0.5946	0.7324	0.7484	0.8407	1.12	1
4/7/2017	2,355.55	227.63	37.90	(0.0030)	0.0049	-	0.5948	0.7324	0.7485	0.8407	1.12	1
4/6/2017	2,357.49	228.51	37.90	(0.0045)	0.0098	(0.0066)	0.5949	0.7324	0.7486	0.8407	1.12	1
4/5/2017	2,352.95	228.74	37.80	(0.0035)	0.0060	(0.0079)	0.5951	0.7319	0.7487	0.8404	1.12	1
4/4/2017	2,360.16	227.51	37.95	0.0007	(0.0052)	(0.0065)	0.5964	0.7328	0.7496	0.8410	1.12	1
4/3/2017	2,358.84	225.84	38.25	0.0074	(0.0098)	-	0.5975	0.7318	0.7503	0.8403	1.12	1
3/31/2017	2,362.72	226.52	37.90	0.0080	(0.0082)	0.0066	0.5980	0.7317	0.7507	0.8402	1.12	1
3/30/2017	2,368.06	226.30	38.15	0.0094	(0.0042)	0.0495	0.5984	0.7317	0.7509	0.8403	1.12	1
3/29/2017	2,361.13	227.38	38.10	0.0054	0.0013	0.0583	0.5976	0.7302	0.7504	0.8392	1.12	1
3/28/2017	2,358.57	228.71	38.20	0.0062	0.0102	0.0611	0.5974	0.7310	0.7503	0.8397	1.12	1
3/27/2017	2,341.59	228.07	38.25	(0.0134)	0.0123	0.0581	0.5973	0.7302	0.7502	0.8392	1.12	1
3/24/2017	2,343.98	228.39	37.65	(0.0144)	0.0020	0.0301	0.5982	0.7331	0.7508	0.8412	1.12	1
3/23/2017	2,345.96	227.25	36.35	(0.0149)	0.0074	(0.0014)	0.5987	0.7350	0.7511	0.8424	1.12	1
3/22/2017	2,348.45	227.08	36.00	(0.0154)	(0.0018)	(0.0231)	0.5994	0.7354	0.7516	0.8427	1.12	1
3/21/2017	2,344.02	226.39	36.00	(0.0091)	0.0139	-	0.5997	0.7343	0.7518	0.8420	1.12	1
3/20/2017	2,373.47	225.29	36.15	(0.0000)	0.0077	(0.0069)	0.6008	0.7349	0.7525	0.8424	1.12	1
3/17/2017	2,378.25	227.93	36.55	0.0024	0.0246	(0.0014)	0.6011	0.7366	0.7527	0.8435	1.12	1
3/16/2017	2,381.38	225.59	36.40	0.0070	0.0202	0.0055	0.6012	0.7367	0.7528	0.8436	1.12	1
3/15/2017	2,385.26	227.48	36.85	0.0094	0.0278	0.0075	0.6009	0.7365	0.7526	0.8435	1.12	1
3/14/2017	2,365.45	223.28	36.00	(0.0012)	(0.0126)	(0.0451)	0.5980	0.7318	0.7507	0.8403	1.12	1
3/13/2017	2,373.47	223.57	36.40	(0.0008)	(0.0110)	(0.0345)	0.5964	0.7282	0.7496	0.8379	1.12	1
3/10/2017	2,372.60	222.47	36.60	(0.0044)	(0.0195)	(0.0356)	0.5944	0.7250	0.7483	0.8358	1.12	1
3/9/2017	2,364.87	221.12	36.20	(0.0072)	(0.0285)	(0.0597)	0.5936	0.7242	0.7477	0.8352	1.12	1
3/8/2017	2,362.98	221.33	36.58	(0.0138)	(0.0262)	(0.0438)	0.5930	0.7228	0.7473	0.8343	1.12	1
3/7/2017	2,368.39	226.13	37.70	0.0020	(0.0044)	0.0027	0.5923	0.7209	0.7468	0.8330	1.12	1
3/6/2017	2,375.31	226.05	37.70	0.0023	0.0023	(0.0144)	0.5925	0.7205	0.7470	0.8327	1.11	1
3/3/2017	2,383.12	226.90	37.95	0.0067	0.0061	(0.0078)	0.5925	0.7200	0.7470	0.8324	1.11	1
3/2/2017	2,381.92	227.59	38.50	0.0077	0.0175	0.0145	0.5927	0.7205	0.7471	0.8327	1.11	1
3/1/2017	2,395.96	227.29	38.25	0.0140	0.0288	0.0106	0.5925	0.7206	0.7470	0.8328	1.11	1
2/28/2017	2,363.64	227.12	37.60	(0.0007)	0.0275	(0.0144)	0.5922	0.7207	0.7468	0.8329	1.12	1
2/27/2017	2,369.75	225.53	38.25	0.0079	0.0290	0.0132	0.5921	0.7191	0.7467	0.8318	1.11	1
2/24/2017	2,367.34	225.53	38.25	0.0086	0.0311	0.0053	0.5914	0.7194	0.7462	0.8320	1.11	1
2/23/2017	2,363.81	223.68	37.95	0.0062	0.0342	0.0013	0.5900	0.7191	0.7453	0.8318	1.12	1
2/22/2017	2,362.82	220.93	37.85	0.0108	0.0175	(0.0079)	0.5887	0.7199	0.7445	0.8323	1.12	1
2/21/2017	2,365.38	221.05	38.15	0.0159	0.0114	(0.0026)	0.5870	0.7191	0.7433	0.8318	1.12	1
2/17/2017	2,351.16	219.18	37.75	0.0151	0.0041	(0.0233)	0.5866	0.7192	0.7430	0.8319	1.12	1
2/16/2017	2,347.22	218.72	38.05	0.0170	0.0079	-	0.5860	0.7180	0.7426	0.8311	1.12	1
2/15/2017	2,349.25	216.29	37.90	0.0238	(0.0077)	(0.0052)	0.5852	0.7159	0.7421	0.8296	1.12	1
2/14/2017	2,337.58	217.12	38.15	0.0194	0.0005	-	0.5864	0.7150	0.7429	0.8291	1.12	1
2/13/2017	2,328.25	218.56	38.25	0.0156	0.0079	0.0092	0.5876	0.7163	0.7437	0.8299	1.12	1
2/10/2017	2,316.10	218.28	38.65	0.0081	0.0037	(0.0064)	0.5877	0.7170	0.7438	0.8304	1.12	1
2/9/2017	2,307.87	217.01	38.05	0.0118	0.0054	0.0040	0.5877	0.7175	0.7438	0.8307	1.12	1
2/8/2017	2,294.67	217.96	38.10	0.0066	0.0202	0.0174	0.5877	0.7174	0.7438	0.8307	1.12	1
2/7/2017	2,293.08	217.00	38.15	0.0062	0.0008	0.0079	0.5877	0.7170	0.7438	0.8304	1.12	1
2/6/2017	2,292.56	216.85	37.90	0.0051	0.0164	0.0134	0.5887	0.7178	0.7444	0.8309	1.12	1
2/3/2017	2,297.42	217.47	38.90	0.0012	0.0159	0.0197	0.5890	0.7176	0.7446	0.8308	1.12	1
2/2/2017	2,280.85	215.85	37.90	(0.0069)	0.0058	(0.0117)	0.5897	0.7184	0.7451	0.8313	1.12	1
2/1/2017	2,279.55	213.63	37.45	(0.0082)	(0.0042)	(0.0273)	0.5901	0.7182	0.7453	0.8312	1.12	1
1/31/2017	2,278.87	216.82	37.85	(0.0005)	0.0120	(0.0130)	0.5895	0.7176	0.7450	0.8308	1.12	1
1/30/2017	2,280.90	213.35	37.40	0.0069	(0.0012)	-	0.5895	0.7175	0.7450	0.8307	1.12	1
1/27/2017	2,294.69	214.06	38.15	0.0103	(0.0020)	0.0133	0.5898	0.7178	0.7452	0.8309	1.12	1
1/26/2017	2,296.68	214.60	38.35	0.0146	0.0044	0.0186	0.5898	0.7178	0.7451	0.8309	1.12	1
1/25/2017	2,298.37	214.54	38.50	0.0117	(0.0092)	0.0039	0.5901	0.7176	0.7454	0.8308	1.11	1
1/24/2017	2,280.07	214.24	38.35	0.0054	(0.0099)	0.0026	0.5910	0.7183	0.7460	0.8312	1.11	1
1/23/2017	2,265.20	213.61	37.40	(0.0041)	(0.0081)	(0.0260)	0.5911	0.7184	0.7460	0.8313	1.11	1
1/20/2017	2,271.31	214.49	37.65	0.0004	(0.0056)	(0.0079)	0.5913	0.7190	0.7462	0.8317	1.11	1
1/19/2017	2,263.69	213.65	37.65	(0.0051)	(0.0108)	(0.0246)	0.5918	0.7194	0.7465	0.8320	1.11	1
1/18/2017	2,271.89	216.54	38.35	0.0013	0.0142	(0.0103)	0.5934	0.7205	0.7476	0.8327	1.11	1
1/17/2017	2,267.89	216.38	38.25	(0.0004)	0.0154	(0.0129)	0.5950	0.7225	0.7487	0.8341	1.11	1
1/13/2017	2,274.64	215.36	38.40	(0.0010)	(0.0060)	(0.0364)	0.5954	0.7219	0.7489	0.8337	1.11	1
1/12/2017	2,270.44	215.71	37.95	0.0006	(0.0039)	(0.0536)	0.5956	0.7215	0.7490	0.8334	1.11	1
1/11/2017	2,275.32	215.98	38.60	0.0020	(0.0052)	(0.0504)	0.5955	0.7214	0.7490	0.8334	1.11	1
1/10/2017	2,268.90	213.50	38.75	0.0049	(0.0094)	(0.0239)	0.5955	0.7215	0.7490	0.8334	1.11	1
1/9/2017	2,268.90	213.10	38.75	0.0134	(0.0145)	(0.0502)	0.5955	0.7217	0.7490	0.8335	1.11	1
1/6/2017	2,276.98	216.65	39.85	0.0123	(0.0034)	(0.0292)	0.5964	0.7235	0.7496	0.8348	1.11	1
1/5/2017	2,269.00	216.56	40.10	0.0085	0.0099	(0.0160)	0.5970	0.7247	0.7500	0.8355	1.11	1
1/4/2017	2,270.75	217.11	40.65	0.0008	(0.0013)	(0.0122)	0.5969	0.7251	0.7499	0.8358	1.11	1
1/3/2017	2,257.83	215.52	39.70	(0.0026)	(0.0075)	(0.0305)	0.5970	0.7252	0.7500	0.8359	1.11	1
12/30/2016	2,238.83	216.25	40.80	(0.0098)	(0.0037)	(0.0012)	0.5969	0.7250	0.7499	0.8357	1.11	1
12/29/2016	2,249.26	217.38	41.05	(0.0070)	0.0039	0.0098	0.5971	0.7253	0.7500	0.8360	1.11	1
12/28/2016	2,249											



Docket No. EL18-  
Volume 4A  
Section 6

11/22/2016	2,202.94	207.19	38.50	0.0103	0.0139	0.0462	0.5808	0.7079	0.7391	0.8243	1.12	1
11/21/2016	2,198.18	205.14	37.55	0.0157	0.0177	0.0316	0.5809	0.7079	0.7392	0.8243	1.12	1
11/18/2016	2,181.90	202.86	37.20	0.0081	0.0042	0.0122	0.5806	0.7072	0.7390	0.8238	1.11	1
11/17/2016	2,187.12	202.66	36.95	0.0091	0.0117	0.0527	0.5805	0.7069	0.7389	0.8236	1.11	1
11/16/2016	2,176.94	203.22	37.20	0.0063	(0.0108)	0.0333	0.5804	0.7061	0.7389	0.8231	1.11	1
11/15/2016	2,180.39	204.34	36.80	0.0191	(0.0307)	0.0323	0.5804	0.7057	0.7388	0.8228	1.11	1
11/14/2016	2,164.20	201.56	36.40	0.0153	(0.0351)	0.0268	0.5817	0.7049	0.7397	0.8223	1.11	1
11/11/2016	2,164.45	202.02	36.75	0.0380	(0.0067)	0.0793	0.5830	0.7027	0.7406	0.8208	1.11	1
11/10/2016	2,167.48	200.32	35.10	0.0377	(0.0150)	0.0145	0.5859	0.6962	0.7426	0.8165	1.10	1
11/9/2016	2,163.26	205.44	36.00	0.0311	0.0132	0.0375	0.5891	0.6965	0.7447	0.8167	1.10	1
11/8/2016	2,139.56	210.81	35.65	0.0132	0.0271	0.0128	0.5894	0.6953	0.7449	0.8158	1.10	1
11/7/2016	2,131.52	208.89	35.45	0.0025	(0.0027)	(0.0139)	0.5888	0.6951	0.7445	0.8157	1.10	1
11/4/2016	2,085.18	203.37	34.05	(0.0194)	(0.0096)	(0.0340)	0.5889	0.6951	0.7445	0.8157	1.10	1
11/3/2016	2,088.66	203.38	34.60	(0.0208)	(0.0048)	(0.0170)	0.5891	0.6936	0.7447	0.8147	1.09	1
11/2/2016	2,097.94	202.76	34.70	(0.0194)	(0.0127)	(0.0086)	0.5896	0.6933	0.7450	0.8145	1.09	1
11/1/2016	2,111.72	205.25	35.20	(0.0147)	0.0006	-	0.5895	0.6936	0.7449	0.8147	1.09	1
10/31/2016	2,126.15	209.46	35.95	(0.0117)	0.0255	0.0170	0.5895	0.6938	0.7450	0.8148	1.09	1
10/28/2016	2,126.41	205.34	35.25	(0.0069)	0.0098	0.0071	0.5900	0.6945	0.7453	0.8153	1.09	1
10/27/2016	2,133.04	204.35	35.20	(0.0039)	(0.0013)	0.0144	0.5896	0.6937	0.7451	0.8148	1.09	1
10/26/2016	2,139.43	205.36	35.00	(0.0023)	0.0039	0.0014	0.5892	0.6931	0.7447	0.8144	1.09	1
10/25/2016	2,143.16	205.14	35.20	0.0017	0.0047	0.0292	0.5884	0.6915	0.7442	0.8133	1.09	1
10/24/2016	2,151.33	204.26	35.35	0.0117	0.0070	0.0428	0.5881	0.6911	0.7440	0.8130	1.09	1
10/21/2016	2,141.16	203.34	35.00	0.0038	0.0087	0.0451	0.5879	0.6899	0.7439	0.8122	1.09	1
10/20/2016	2,141.34	204.61	34.70	0.0041	0.0107	0.0272	0.5877	0.6895	0.7438	0.8120	1.09	1
10/19/2016	2,144.29	204.57	34.95	0.0024	0.0207	0.0334	0.5874	0.6893	0.7436	0.8118	1.09	1
10/18/2016	2,139.60	204.18	34.20	0.0013	0.0304	0.0255	0.5873	0.6891	0.7435	0.8117	1.09	1
10/17/2016	2,126.50	202.85	33.90	(0.0172)	0.0081	0.0038	0.5873	0.6887	0.7435	0.8114	1.09	1
10/14/2016	2,132.98	201.59	33.49	(0.0096)	0.0164	0.0057	0.5870	0.6890	0.7433	0.8117	1.09	1
10/13/2016	2,132.55	202.45	33.78	(0.0131)	0.0126	0.0063	0.5868	0.6893	0.7432	0.8118	1.09	1
10/12/2016	2,139.18	200.43	33.82	(0.0095)	(0.0011)	0.0117	0.5860	0.6897	0.7426	0.8121	1.09	1
10/11/2016	2,136.73	198.16	33.35	(0.0064)	(0.0173)	(0.0033)	0.5856	0.6902	0.7423	0.8124	1.09	1
10/10/2016	2,163.66	201.22	33.77	0.0011	(0.0293)	(0.0143)	0.5849	0.6904	0.7419	0.8126	1.10	1
10/7/2016	2,153.74	198.34	33.30	(0.0067)	(0.0558)	(0.0373)	0.5848	0.6904	0.7418	0.8126	1.10	1
10/6/2016	2,160.77	199.94	33.57	0.0045	(0.0596)	(0.0381)	0.5838	0.6895	0.7412	0.8120	1.10	1
10/5/2016	2,159.73	200.66	33.43	(0.0054)	(0.0696)	(0.0527)	0.5844	0.6898	0.7415	0.8122	1.10	1
10/4/2016	2,150.49	201.65	33.46	(0.0044)	(0.0677)	(0.0564)	0.5869	0.6920	0.7433	0.8137	1.09	1
10/3/2016	2,161.20	207.29	34.26	0.0070	(0.0530)	(0.0446)	0.5875	0.6916	0.7437	0.8134	1.09	1
9/30/2016	2,168.27	210.07	34.59	0.0017	(0.0395)	(0.0426)	0.5895	0.6931	0.7450	0.8144	1.09	1
9/29/2016	2,151.13	212.61	34.90	(0.0120)	(0.0304)	(0.0402)	0.5915	0.6944	0.7463	0.8153	1.09	1
9/28/2016	2,171.37	215.67	35.29	0.0038	(0.0067)	(0.0170)	0.5911	0.6934	0.7460	0.8146	1.09	1
9/27/2016	2,159.93	216.29	35.46	0.0094	0.0191	0.0062	0.5900	0.6937	0.7453	0.8148	1.09	1
9/26/2016	2,146.10	218.89	35.86	0.0033	0.0341	0.0153	0.5882	0.6936	0.7441	0.8147	1.09	1
9/23/2016	2,164.69	218.71	36.13	0.0119	0.0453	0.0355	0.5872	0.6925	0.7434	0.8140	1.09	1
9/22/2016	2,177.18	219.28	36.36	0.0139	0.0619	0.0591	0.5855	0.6922	0.7423	0.8137	1.10	1
9/21/2016	2,163.12	217.12	35.90	0.0176	0.0611	0.0506	0.5835	0.6900	0.7409	0.8123	1.10	1
9/20/2016	2,139.76	212.24	35.24	0.0060	0.0408	0.0268	0.5816	0.6884	0.7397	0.8112	1.10	1
9/19/2016	2,139.12	211.68	35.32	(0.0092)	0.0220	0.0086	0.5811	0.6884	0.7394	0.8112	1.10	1
9/16/2016	2,139.16	209.23	34.89	0.0053	0.0239	0.0163	0.5824	0.6891	0.7402	0.8117	1.10	1
9/15/2016	2,147.26	206.50	34.33	(0.0156)	(0.0317)	(0.0395)	0.5818	0.6887	0.7398	0.8114	1.10	1
9/14/2016	2,125.77	204.62	34.17	(0.0276)	(0.0374)	(0.0426)	0.5809	0.6878	0.7392	0.8108	1.10	1
9/13/2016	2,127.02	203.92	34.32	(0.0272)	(0.0345)	(0.0280)	0.5808	0.6881	0.7391	0.8110	1.10	1
9/12/2016	2,159.04	207.13	35.02	(0.0096)	(0.0081)	0.0037	0.5814	0.6919	0.7395	0.8136	1.10	1
9/9/2016	2,127.81	204.35	34.33	(0.0198)	(0.0056)	0.0003	0.5847	0.6951	0.7417	0.8158	1.10	1
9/8/2016	2,181.30	213.26	35.74	0.0048	0.0307	0.0438	0.5872	0.7007	0.7434	0.8195	1.10	1
9/7/2016	2,186.16	212.57	35.69	0.0046	0.0320	0.0475	0.5870	0.7005	0.7433	0.8193	1.10	1
9/6/2016	2,186.48	211.20	35.31	0.0028	0.0169	0.0285	0.5878	0.7000	0.7438	0.8190	1.10	1
9/2/2016	2,179.98	208.81	34.89	0.0050	0.0159	0.0229	0.5892	0.7003	0.7447	0.8192	1.10	1
9/1/2016	2,170.86	205.49	34.32	(0.0007)	(0.0220)	(0.0132)	0.5902	0.6984	0.7454	0.8179	1.10	1
8/31/2016	2,170.95	206.92	34.24	(0.0021)	(0.0152)	(0.0035)	0.5909	0.6959	0.7459	0.8162	1.09	1
8/30/2016	2,176.12	205.98	34.07	(0.0049)	(0.0195)	(0.0061)	0.5900	0.6895	0.7453	0.8120	1.09	1
8/29/2016	2,180.38	207.69	34.33	(0.0010)	(0.0168)	(0.0023)	0.5898	0.6864	0.7452	0.8099	1.09	1
8/26/2016	2,169.04	205.54	34.11	(0.0068)	(0.0213)	0.0038	0.5894	0.6857	0.7449	0.8094	1.09	1
8/25/2016	2,172.47	210.11	34.78	(0.0067)	(0.0090)	0.0061	0.5890	0.6859	0.7446	0.8096	1.09	1
8/24/2016	2,175.44	210.12	34.36	(0.0031)	0.0072	0.0175	0.5890	0.6858	0.7446	0.8095	1.09	1
8/23/2016	2,186.90	210.08	34.28	0.0040	0.0199	0.0205	0.5891	0.6866	0.7447	0.8100	1.09	1
8/22/2016	2,182.64	211.25	34.41	(0.0034)	0.0074	0.0079	0.5891	0.6868	0.7447	0.8101	1.09	1
8/19/2016	2,183.87	210.02	33.98	(0.0001)	(0.0140)	(0.0230)	0.5892	0.6850	0.7448	0.8090	1.09	1
8/18/2016	2,187.02	212.01	34.57	0.0006	(0.0050)	(0.0006)	0.5889	0.6835	0.7445	0.8079	1.09	1
8/17/2016	2,182.22	208.62	33.77	0.0031	(0.0163)	(0.0274)	0.5922	0.6896	0.7468	0.8120	1.09	1
8/16/2016	2,178.15	205.98	33.59	(0.0016)	(0.0277)	(0.0356)	0.5923	0.6901	0.7469	0.8124	1.09	1
8/15/2016	2,190.15	209.69	34.14	0.0042	(0.0101)	(0.0122)	0.5910	0.6893	0.7460	0.8118	1.09	1
8/12/2016	2,184.05	213.00	34.78	0.0005	0.0039	0.0052	0.5908	0.6903	0.7458	0.8125	1.09	1
8/11/2016	2,185.79	213.08	34.59	0.0100	(0.0096)	0.0003	0.5909	0.6905	0.7459	0.8126	1.09	1
8/10/2016	2,175.49	212.07	34.72	0.0054	(0.0150)	0.0064	0.5916	0.6916	0.7463	0.8134	1.09	1
8/9/2016	2,181.74	211.84	34.83	0.0115	(0.0223)	0.0049	0.5918	0.6919	0.7465	0.8136	1.09	1
8/8/2016	2,180.89	211.84	34.56	0.0046	(0.0288)	(0.0100)	0.5912	0.6920	0.7461	0.8137	1.09	1
8/5/2016	2,182.87	212.17	34.60	0.0043	(0.0292)	(0.0072)	0.5913	0.6949	0.7462	0.8156	1.09	1
8/4/2016	2,164.25	215.15	34.58	(0.0027)	(0.0073)	(0.0029)	0.5913	0.6954	0.7462	0.8159	1.09	1
8/3/2016	2,163.79	215.29	34.50	(0.0013)	(0.0010)	(0.0029)	0.5912	0.6954	0.7461	0.8159	1.09	1
8/2/2016	2,157.03	216.67	34.66	(0.0056)	(0.0069)	(0.0017)	0.5925	0.6985	0.7470	0.8180	1.10	1
8/1/2016	2,170.84	218.11	34.91	0.0011	(0.0061)	0.0006	0.5928	0.6985	0.7472	0.8180	1.09	1
7/29/2016	2,173.60	218.55	34.85	(0.0007)	(0.0090)	(0.0102)	0.5931	0.6984	0.7474	0.8179	1.09	1
7/28/2016	2,170.06	216.73	34.68	0.0023	0.0002	0.0067	0.5930	0.6983	0.7473	0.8179	1.09	1
7/27/2016	2,166.58	215.51	34.60	(0.0030)	(0.0019)	0.0105	0.5936	0.6983	0.7477	0.8178	1.09	1
7/26/2016	2,169.18	218.19	34.72	0.0025	0.0074	0.0152	0.5936	0.6984</				

Docket No. EL18-  
 Volume 4A  
 Section 6

6/20/2016	2,083.25	213.84	31.76	0.0020	0.0022	0.0134	0.6071	0.7156	0.7567	0.8295	1.10	1
6/17/2016	2,071.22	213.79	31.71	(0.0119)	(0.0005)	0.0112	0.6081	0.7160	0.7574	0.8297	1.10	1
6/16/2016	2,077.99	213.54	31.59	(0.0177)	(0.0087)	0.0128	0.6089	0.7173	0.7579	0.8306	1.10	1
6/15/2016	2,071.50	212.57	31.23	(0.0225)	(0.0031)	0.0117	0.6094	0.7189	0.7583	0.8317	1.10	1
6/14/2016	2,075.32	214.59	31.53	(0.0174)	0.0133	0.0307	0.6115	0.7222	0.7597	0.8339	1.10	1
6/13/2016	2,079.06	213.37	31.34	(0.0144)	0.0094	0.0275	0.6126	0.7242	0.7604	0.8352	1.10	1
6/10/2016	2,096.07	213.90	31.36	(0.0015)	0.0131	0.0357	0.6129	0.7245	0.7607	0.8354	1.10	1
6/9/2016	2,115.48	215.41	31.19	0.0049	0.0364	0.0428	0.6128	0.7238	0.7606	0.8349	1.10	1
6/8/2016	2,119.12	213.22	30.87	0.0094	0.0298	0.0342	0.6141	0.7222	0.7614	0.8339	1.10	1
6/7/2016	2,112.13	211.77	30.59	0.0072	0.0280	0.0341	0.6183	0.7189	0.7643	0.8317	1.09	1
6/6/2016	2,109.41	211.38	30.50	0.0049	0.0312	0.0308	0.6195	0.7156	0.7651	0.8295	1.08	1
6/3/2016	2,099.13	211.13	30.28	0.0043	0.0337	0.0296	0.6198	0.7148	0.7653	0.8289	1.08	1
6/2/2016	2,105.26	207.85	29.91	0.0070	0.0264	0.0243	0.6190	0.7151	0.7648	0.8291	1.08	1
6/1/2016	2,099.33	207.05	29.85	0.0112	0.0193	0.0177	0.6183	0.7155	0.7642	0.8294	1.09	1
5/31/2016	2,096.96	206.00	29.58	0.0239	0.0305	0.0294	0.6183	0.7149	0.7643	0.8290	1.08	1
5/27/2016	2,099.06	204.98	29.59	0.0228	0.0184	0.0189	0.6147	0.7126	0.7619	0.8275	1.09	1
5/26/2016	2,090.10	204.25	29.41	0.0245	0.0178	0.0173	0.6132	0.7117	0.7608	0.8269	1.09	1
5/25/2016	2,090.54	202.50	29.20	0.0210	0.0187	0.0164	0.6189	0.7108	0.7647	0.8263	1.08	1
5/24/2016	2,076.06	203.13	29.33	0.0141	0.0024	0.0131	0.6201	0.7094	0.7654	0.8253	1.08	1
5/23/2016	2,048.04	199.91	28.74	(0.0090)	(0.0346)	(0.0370)	0.6317	0.7182	0.7732	0.8312	1.07	1
5/20/2016	2,052.32	201.28	29.04	0.0028	(0.0295)	(0.0232)	0.6305	0.7163	0.7724	0.8299	1.07	1
5/19/2016	2,040.04	200.68	28.91	(0.0117)	(0.0367)	(0.0392)	0.6297	0.7147	0.7719	0.8289	1.07	1
5/18/2016	2,047.63	198.77	28.73	(0.0082)	(0.0408)	(0.0385)	0.6327	0.7031	0.7739	0.8211	1.06	1
5/17/2016	2,047.21	202.64	28.95	(0.0178)	(0.0204)	(0.0455)	0.6353	0.6893	0.7756	0.8119	1.05	1
5/16/2016	2,066.66	207.09	29.84	0.0039	0.0042	(0.0171)	0.6475	0.6926	0.7838	0.8140	1.04	1
5/13/2016	2,046.61	207.39	29.73	(0.0051)	0.0132	(0.0093)	0.6493	0.6911	0.7850	0.8130	1.04	1
5/12/2016	2,064.11	208.33	30.09	0.0066	0.0132	(0.0043)	0.6512	0.6895	0.7863	0.8119	1.03	1
5/11/2016	2,064.46	207.22	29.88	0.0065	0.0066	(0.0314)	0.6515	0.6890	0.7865	0.8116	1.03	1
5/10/2016	2,084.39	206.86	30.33	0.0102	0.0211	0.0063	0.6516	0.6897	0.7866	0.8121	1.03	1
5/9/2016	2,058.69	206.22	30.36	(0.0109)	0.0144	0.0390	0.6520	0.6902	0.7869	0.8124	1.03	1
5/6/2016	2,057.14	204.69	30.01	(0.0039)	0.0160	0.0377	0.6536	0.6928	0.7879	0.8141	1.03	1
5/5/2016	2,050.63	205.61	30.22	(0.0121)	0.0285	0.0471	0.6548	0.6949	0.7887	0.8156	1.03	1
5/4/2016	2,051.12	205.86	30.85	(0.0210)	0.0334	0.0634	0.6560	0.6970	0.7895	0.8170	1.03	1
5/3/2016	2,063.37	202.58	30.14	(0.0135)	0.0284	0.0458	0.6580	0.7003	0.7909	0.8192	1.04	1
5/2/2016	2,081.43	203.29	29.22	(0.0030)	0.0382	0.0249	0.6594	0.7016	0.7918	0.8200	1.04	1
4/29/2016	2,065.30	201.46	28.92	(0.0126)	0.0331	0.0098	0.6597	0.7014	0.7920	0.8199	1.04	1
4/28/2016	2,075.81	199.90	28.86	(0.0075)	0.0314	0.0166	0.6611	0.7019	0.7929	0.8203	1.03	1
4/27/2016	2,095.15	199.20	29.01	(0.0034)	0.0014	0.0115	0.6617	0.7023	0.7933	0.8205	1.03	1
4/26/2016	2,091.70	196.99	28.82	(0.0043)	(0.0335)	(0.0214)	0.6615	0.7025	0.7932	0.8207	1.03	1
4/25/2016	2,087.79	195.80	28.51	(0.0031)	(0.0396)	(0.0362)	0.6614	0.7021	0.7931	0.8204	1.03	1
4/22/2016	2,091.58	195.01	28.64	0.0052	(0.0397)	(0.0222)	0.6611	0.7012	0.7929	0.8198	1.03	1
4/21/2016	2,091.48	193.81	28.39	0.0042	(0.0358)	(0.0214)	0.6614	0.7007	0.7932	0.8195	1.03	1
4/20/2016	2,102.40	198.91	28.68	0.0096	(0.0135)	(0.0110)	0.6616	0.7002	0.7933	0.8191	1.03	1
4/19/2016	2,100.80	203.83	29.45	0.0190	0.0060	0.0261	0.6616	0.6995	0.7933	0.8187	1.03	1
4/18/2016	2,094.34	203.86	29.58	0.0256	0.0135	0.0386	0.6618	0.6986	0.7934	0.8181	1.03	1
4/15/2016	2,080.73	203.08	29.29	0.0162	0.0033	0.0346	0.6622	0.6982	0.7937	0.8178	1.03	1
4/14/2016	2,082.78	201.02	29.01	0.0200	0.0021	0.0287	0.6628	0.6985	0.7941	0.8180	1.03	1
4/13/2016	2,082.42	201.64	29.00	0.0076	0.0057	0.0258	0.6638	0.6976	0.7947	0.8174	1.03	1
4/12/2016	2,061.72	202.61	28.70	0.0081	0.0050	0.0141	0.6638	0.6958	0.7948	0.8162	1.03	1
4/11/2016	2,041.99	201.16	28.48	(0.0117)	(0.0253)	(0.0260)	0.6638	0.6941	0.7948	0.8151	1.03	1
4/8/2016	2,047.60	202.42	28.31	(0.0121)	(0.0234)	(0.0384)	0.6638	0.6931	0.7947	0.8144	1.02	1
4/7/2016	2,041.91	200.60	28.20	(0.0087)	(0.0243)	(0.0479)	0.6635	0.6921	0.7946	0.8137	1.02	1
4/6/2016	2,066.66	200.50	28.27	0.0013	(0.0232)	(0.0361)	0.6631	0.6912	0.7943	0.8131	1.02	1
4/5/2016	2,045.17	201.61	28.30	(0.0048)	(0.0231)	(0.0345)	0.6631	0.6912	0.7943	0.8131	1.02	1
4/4/2016	2,066.13	206.39	29.24	0.0143	0.0183	0.0278	0.6628	0.6908	0.7940	0.8129	1.02	1
4/1/2016	2,072.78	207.26	29.44	0.0181	0.0196	0.0319	0.6625	0.6902	0.7939	0.8124	1.02	1
3/31/2016	2,059.74	205.59	29.62	0.0113	0.0173	0.0518	0.6625	0.6897	0.7939	0.8121	1.02	1
3/30/2016	2,063.95	205.27	29.33	0.0069	0.0180	0.0386	0.6625	0.6891	0.7938	0.8117	1.02	1
3/29/2016	2,055.01	206.38	29.31	0.0017	0.0204	0.0350	0.6624	0.6889	0.7938	0.8115	1.02	1
3/28/2016	2,037.05	202.68	28.45	(0.0061)	(0.0002)	(0.0073)	0.6624	0.6889	0.7938	0.8115	1.02	1
3/24/2016	2,035.94	203.28	28.53	(0.0023)	0.0003	0.0039	0.6621	0.6883	0.7936	0.8111	1.02	1
3/23/2016	2,036.71	202.11	28.16	0.0047	0.0066	0.0115	0.6622	0.6885	0.7937	0.8113	1.02	1
3/22/2016	2,049.80	201.63	28.24	0.0168	0.0120	0.0232	0.6622	0.6885	0.7937	0.8113	1.02	1
3/21/2016	2,051.60	202.25	28.32	0.0158	0.0215	0.0257	0.6622	0.6883	0.7937	0.8112	1.02	1
3/18/2016	2,049.58	202.71	28.66	0.0135	0.0208	0.0250	0.6621	0.6881	0.7936	0.8110	1.02	1
3/17/2016	2,040.59	203.21	28.42	0.0256	0.0255	0.0172	0.6623	0.6881	0.7938	0.8110	1.02	1
3/16/2016	2,027.22	200.78	27.84	0.0191	0.0131	(0.0100)	0.6624	0.6882	0.7938	0.8111	1.02	1
3/15/2016	2,015.93	199.23	27.60	0.0185	0.0129	(0.0079)	0.6632	0.6903	0.7943	0.8125	1.02	1
3/14/2016	2,019.64	197.99	27.61	0.0089	0.0136	(0.0068)	0.6635	0.6909	0.7946	0.8129	1.02	1
3/11/2016	2,022.19	198.58	27.96	0.0111	0.0211	0.0295	0.6635	0.6912	0.7946	0.8131	1.02	1
3/10/2016	1,989.57	198.16	27.94	(0.0019)	0.0308	0.0310	0.6632	0.6908	0.7944	0.8128	1.02	1
3/9/2016	1,989.27	198.19	28.12	0.0014	0.0371	0.0399	0.6634	0.6910	0.7945	0.8130	1.02	1
3/8/2016	1,979.26	196.70	27.82	0.0005	0.0406	0.0251	0.6637	0.6911	0.7946	0.8130	1.02	1
3/7/2016	2,001.76	195.33	27.80	0.0360	0.0333	0.0161	0.6638	0.6912	0.7948	0.8131	1.02	1
3/4/2016	1,999.99	194.47	27.16	0.0267	0.0289	0.0104	0.6634	0.6922	0.7945	0.8138	1.02	1
3/3/2016	1,993.40	192.23	27.10	0.0214	(0.0181)	(0.0102)	0.6631	0.6928	0.7943	0.8142	1.03	1
3/2/2016	1,986.45	191.10	27.04	0.0294	(0.0198)	(0.0099)	0.6645	0.6943	0.7952	0.8151	1.03	1
3/1/2016	1,978.35	189.03	27.14	0.0297	(0.0193)	0.0037	0.6667	0.6961	0.7967	0.8164	1.02	1
2/29/2016	1,932.23	189.03	27.36	(0.0068)	(0.0178)	0.0133	0.6688	0.6971	0.7981	0.8170	1.02	1
2/26/2016	1,948.05	189.02	26.88	0.0158	(0.0093)	(0.0037)	0.6687	0.6976	0.7980	0.8174	1.02	1
2/25/2016	1,951.70	195.78	27.38	0.0177	0.0242	0.0015	0.6693	0.6981	0.7984	0.8177	1.02	1
2/24/2016	1,929.80	194.96	27.31	0.0015	0.0381	0.0175	0.6693	0.6994	0.7984	0.8186	1.03	1
2/23/2016	1,921.27	192.74	27.04	0.0136	0.0209	0.0078	0.6693	0.7001	0.7985	0.8191	1.03	1
2/22/2016	1,945.50	192.45	27.00	0.0433	0.0247	0.0143	0.6690	0.7003	0.7983	0.8192	1.03	1
2/19/2016	1,917.78	190.79	26.98	0.0485	0.0217	0.0208	0.6696	0.7014	0.7986	0.8199	1.	

Docket No. EL18-  
Volume 4A  
Section 6

1/13/2016	1,890.28	175.29	26.39	(0.0502)	(0.0222)	(0.0105)	0.6853	0.7125	0.8091	0.8274	1.02	1
1/12/2016	1,938.88	176.82	26.79	(0.0387)	(0.0139)	0.0041	0.6867	0.7153	0.8101	0.8292	1.02	1
1/11/2016	1,923.87	178.46	26.80	(0.0442)	(0.0010)	0.0140	0.6883	0.7183	0.8112	0.8313	1.02	1
1/8/2016	1,922.03	177.74	26.23	(0.0596)	(0.0107)	(0.0150)	0.6913	0.7227	0.8131	0.8342	1.03	1
1/7/2016	1,943.09	177.51	26.42	(0.0583)	(0.0271)	(0.0262)	0.6951	0.7264	0.8157	0.8367	1.03	1
1/6/2016	1,990.26	179.27	26.67	(0.0424)	(0.0175)	(0.0259)	0.6970	0.7289	0.8170	0.8383	1.03	1
1/5/2016	2,016.71	179.32	26.68	(0.0193)	(0.0126)	(0.0184)	0.6979	0.7295	0.8176	0.8388	1.03	1
1/4/2016	2,012.66	178.65	26.43	(0.0234)	(0.0099)	(0.0193)	0.6979	0.7293	0.8176	0.8387	1.03	1
12/31/2015	2,043.94	179.66	26.63	(0.0099)	(0.0060)	(0.0148)	0.6986	0.7300	0.8181	0.8391	1.03	1
12/30/2015	2,063.36	182.45	27.13	0.0120	0.0228	0.0116	0.6990	0.7310	0.8183	0.8397	1.03	1
12/29/2015	2,078.36	182.46	27.38	0.0283	0.0335	0.0274	0.6989	0.7317	0.8183	0.8402	1.03	1
12/28/2015	2,056.50	181.60	27.18	0.0254	0.0282	0.0241	0.6984	0.7315	0.8179	0.8401	1.03	1
12/24/2015	2,060.99	180.44	26.95	0.0094	0.0103	0.0113	0.6979	0.7312	0.8176	0.8399	1.03	1
12/23/2015	2,064.29	180.75	27.03	(0.0042)	0.0254	0.0173	0.6984	0.7313	0.8180	0.8399	1.03	1
12/22/2015	2,038.97	178.38	26.82	(0.0022)	0.0363	0.0315	0.6994	0.7326	0.8186	0.8408	1.03	1
12/21/2015	2,021.15	176.54	26.65	(0.0004)	0.0366	0.0443	0.7014	0.7350	0.8200	0.8424	1.03	1
12/18/2015	2,005.55	176.61	26.54	(0.0034)	0.0384	0.0416	0.7025	0.7362	0.8207	0.8432	1.03	1
12/17/2015	2,041.89	178.60	26.65	(0.0050)	0.0490	0.0317	0.7029	0.7366	0.8209	0.8435	1.03	1
12/16/2015	2,073.07	176.28	26.57	0.0124	0.0164	0.0030	0.7034	0.7372	0.8213	0.8439	1.03	1
12/15/2015	2,043.41	172.14	26.00	(0.0098)	(0.0105)	(0.0211)	0.7027	0.7368	0.8208	0.8437	1.03	1
12/14/2015	2,021.94	170.31	25.52	(0.0265)	(0.0201)	(0.0333)	0.7028	0.7367	0.8209	0.8436	1.03	1
12/11/2015	2,012.37	170.08	25.48	(0.0379)	(0.0175)	(0.0279)	0.7031	0.7362	0.8211	0.8433	1.03	1
12/10/2015	2,052.23	170.26	25.83	0.0013	(0.0011)	0.0066	0.7031	0.7365	0.8211	0.8434	1.03	1
12/9/2015	2,047.62	173.42	26.49	(0.0153)	(0.0012)	0.0026	0.7031	0.7365	0.8211	0.8434	1.03	1
12/8/2015	2,063.59	173.97	26.56	(0.0186)	(0.0168)	(0.0115)	0.7044	0.7372	0.8220	0.8440	1.03	1
12/7/2015	2,077.07	173.80	26.40	(0.0016)	(0.0128)	(0.0086)	0.7042	0.7373	0.8218	0.8440	1.03	1
12/4/2015	2,091.69	173.12	26.21	0.0008	(0.0110)	(0.0135)	0.7039	0.7374	0.8216	0.8440	1.03	1
12/3/2015	2,049.62	170.44	25.66	(0.0188)	(0.0216)	(0.0302)	0.7036	0.7371	0.8214	0.8439	1.03	1
12/2/2015	2,079.51	173.64	26.42	(0.0046)	(0.0062)	(0.0038)	0.7030	0.7362	0.8210	0.8433	1.03	1
12/1/2015	2,102.63	176.95	26.87	0.0077	0.0105	0.0151	0.7026	0.7363	0.8208	0.8433	1.03	1
11/30/2015	2,080.41	176.05	26.63	(0.0042)	(0.0004)	0.0030	0.7025	0.7366	0.8207	0.8435	1.03	1
11/27/2015	2,090.11	175.05	26.57	0.0043	(0.0017)	0.0161	0.7021	0.7367	0.8204	0.8436	1.03	1
11/25/2015	2,088.87	174.20	26.46	0.0025	0.0057	0.0138	0.7021	0.7364	0.8204	0.8434	1.03	1
11/24/2015	2,089.14	174.72	26.52	0.0189	0.0143	0.0259	0.7021	0.7354	0.8204	0.8427	1.03	1
11/23/2015	2,086.59	175.11	26.47	0.0163	(0.0070)	0.0080	0.7020	0.7342	0.8203	0.8419	1.03	1
11/20/2015	2,089.17	176.12	26.55	0.0327	0.0196	0.0208	0.7025	0.7342	0.8207	0.8419	1.03	1
11/19/2015	2,081.24	175.35	26.15	0.0172	0.0087	0.0004	0.7026	0.7339	0.8208	0.8417	1.03	1
11/18/2015	2,083.58	173.22	26.10	0.0041	(0.0200)	(0.0076)	0.7028	0.7337	0.8209	0.8416	1.03	1
11/17/2015	2,050.44	172.25	25.85	(0.0150)	(0.0145)	(0.0249)	0.7028	0.7338	0.8209	0.8416	1.03	1
11/16/2015	2,053.19	176.35	26.26	(0.0122)	0.0262	(0.0030)	0.7026	0.7333	0.8207	0.8413	1.03	1
11/13/2015	2,023.04	172.73	26.01	(0.0363)	0.0085	(0.0196)	0.7033	0.7334	0.8212	0.8414	1.02	1
11/12/2015	2,045.97	173.84	26.14	(0.0257)	(0.0275)	(0.0228)	0.7056	0.7340	0.8227	0.8418	1.02	1
11/11/2015	2,075.00	176.75	26.30	(0.0130)	(0.0172)	(0.0161)	0.7046	0.7333	0.8221	0.8413	1.02	1
11/10/2015	2,081.72	174.79	26.51	(0.0133)	(0.0245)	0.0034	0.7043	0.7331	0.8219	0.8412	1.02	1
11/9/2015	2,078.58	171.84	26.34	(0.0121)	(0.0358)	(0.0481)	0.7038	0.7335	0.8215	0.8415	1.02	1
11/6/2015	2,099.20	171.27	26.53	0.0095	(0.0388)	(0.0332)	0.7029	0.7327	0.8210	0.8409	1.02	1
11/5/2015	2,099.93	178.75	26.75	0.0050	0.0091	(0.0371)	0.7037	0.7332	0.8215	0.8413	1.02	1
11/4/2015	2,102.31	179.84	26.73	0.0057	0.0038	(0.0433)	0.7036	0.7333	0.8214	0.8413	1.02	1
11/3/2015	2,109.79	179.19	26.42	0.0212	(0.0077)	(0.0441)	0.7036	0.7338	0.8214	0.8416	1.02	1
11/2/2015	2,104.05	178.22	27.67	0.0159	(0.0151)	(0.0160)	0.7045	0.7359	0.8220	0.8431	1.03	1
10/30/2015	2,079.36	178.17	27.44	0.0020	(0.0110)	(0.0314)	0.7052	0.7367	0.8225	0.8436	1.03	1
10/29/2015	2,089.41	177.14	27.78	0.0180	(0.0321)	(0.0270)	0.7051	0.7368	0.8224	0.8437	1.03	1
10/28/2015	2,090.35	179.16	27.94	0.0354	(0.0111)	(0.0068)	0.7065	0.7381	0.8234	0.8445	1.03	1
10/27/2015	2,065.89	180.57	27.64	0.0173	(0.0101)	(0.0216)	0.7089	0.7403	0.8249	0.8460	1.03	1
10/26/2015	2,071.18	180.95	28.12	0.0184	(0.0050)	0.0111	0.7095	0.7413	0.8254	0.8467	1.03	1
10/23/2015	2,075.15	180.16	28.33	0.0207	(0.0083)	0.0125	0.7099	0.7414	0.8256	0.8467	1.03	1
10/22/2015	2,052.51	183.00	28.55	0.0142	0.0076	0.0189	0.7104	0.7418	0.8259	0.8470	1.03	1
10/21/2015	2,018.94	181.18	28.13	0.0124	0.0132	0.0304	0.7104	0.7417	0.8260	0.8469	1.03	1
10/20/2015	2,030.77	182.40	28.25	0.0135	0.0202	0.0310	0.7103	0.7413	0.8259	0.8467	1.03	1
10/19/2015	2,033.66	181.86	27.81	0.0080	0.0169	0.0105	0.7101	0.7408	0.8258	0.8464	1.03	1
10/16/2015	2,033.11	181.66	27.98	0.0090	0.0243	0.0175	0.7099	0.7408	0.8257	0.8463	1.02	1
10/15/2015	2,023.86	181.63	28.02	0.0052	0.0211	0.0178	0.7099	0.7404	0.8256	0.8461	1.02	1
10/14/2015	1,994.24	178.83	27.30	(0.0008)	0.0215	0.0037	0.7097	0.7400	0.8255	0.8458	1.02	1
10/13/2015	2,003.69	178.80	27.40	0.0120	0.0224	0.0332	0.7098	0.7397	0.8256	0.8456	1.02	1
10/12/2015	2,017.46	178.83	27.52	0.0153	0.0144	0.0269	0.7095	0.7388	0.8254	0.8450	1.02	1
10/9/2015	2,014.89	177.35	27.50	0.0326	0.0189	0.0589	0.7094	0.7379	0.8253	0.8444	1.02	1
10/8/2015	2,013.43	177.88	27.53	0.0466	0.0364	0.0725	0.7097	0.7359	0.8255	0.8430	1.02	1
10/7/2015	1,995.83	175.07	27.20	0.0395	0.0076	0.0437	0.7095	0.7326	0.8253	0.8408	1.02	1
10/6/2015	1,979.92	174.88	26.52	0.0509	0.0239	0.0263	0.7110	0.7314	0.8264	0.8401	1.02	1
10/5/2015	1,987.05	176.29	26.80	0.0560	0.0308	0.0268	0.7122	0.7324	0.8272	0.8407	1.02	1
10/2/2015	1,951.36	174.06	25.97	0.0104	0.0180	(0.0076)	0.7131	0.7340	0.8278	0.8418	1.02	1
10/1/2015	1,923.82	171.63	25.67	(0.0044)	0.0137	(0.0135)	0.7129	0.7342	0.8277	0.8419	1.02	1
9/30/2015	1,920.03	173.74	26.06	(0.0097)	0.0401	0.0180	0.7134	0.7343	0.8280	0.8420	1.02	1
9/29/2015	1,884.09	170.80	25.84	(0.0302)	0.0257	0.0165	0.7144	0.7351	0.8286	0.8425	1.02	1
9/28/2015	1,881.77	171.02	26.10	(0.0433)	0.0181	0.0097	0.7174	0.7377	0.8307	0.8443	1.02	1
9/25/2015	1,931.34	170.98	26.17	(0.0136)	0.0237	0.0112	0.7219	0.7416	0.8336	0.8469	1.02	1
9/24/2015	1,932.24	169.31	26.02	(0.0291)	0.0044	0.0039	0.7230	0.7430	0.8344	0.8478	1.02	1
9/23/2015	1,938.76	167.04	25.60	(0.0283)	0.0020	(0.0089)	0.7246	0.7450	0.8355	0.8491	1.02	1
9/22/2015	1,942.74	166.52	25.42	(0.0179)	0.0115	(0.0035)	0.7260	0.7468	0.8364	0.8504	1.02	1
9/21/2015	1,966.97	167.98	25.85	0.0071	0.0254	0.0221	0.7269	0.7482	0.8370	0.8513	1.02	1
9/18/2015	1,958.03	167.02	25.88	(0.0015)	0.0195	0.0145	0.7265	0.7488	0.8368	0.8517	1.02	1
9/17/2015	1,990.20	168.57	25.92	0.0194	0.0375	0.0149	0.7266	0.7492	0.8368	0.8519	1.02	1
9/16/2015	1,995.31	166.70	25.83	0.0274	0.0182	0.0145	0.7252	0.7494	0.8359	0.8521	1.02	1
9/15/2015	1,978.09	164.63	25.51	0.0044	(0.0032)	(0.0124)	0.7243	0.7507	0.8353	0.8530	1.02	1
9/14/2015	1,953.03	163.82	25.29	0.0166	0.012							

Docket No. EL18-  
Volume 4A  
Section 6

8/7/2015	2,077.57	178.88	27.86	(0.0125)	0.0092	0.0748	0.7220	0.7501	0.8338	0.8525	1.02
8/6/2015	2,083.56	177.09	28.01	(0.0119)	0.0091	0.0848	0.7226	0.7528	0.8341	0.8544	1.02
8/5/2015	2,099.84	176.88	27.80	(0.0041)	0.0157	0.0771	0.7231	0.7556	0.8345	0.8563	1.03
8/4/2015	2,093.32	175.26	27.99	0.0000	0.0109	0.0866	0.7229	0.7562	0.8344	0.8566	1.03
8/3/2015	2,098.04	177.40	25.75	0.0147	0.0318	(0.0054)	0.7230	0.7567	0.8344	0.8570	1.03
7/31/2015	2,103.84	177.24	25.92	0.0116	0.0500	0.0205	0.7225	0.7570	0.8341	0.8572	1.03
7/30/2015	2,108.63	175.50	25.82	0.0031	0.0415	0.0062	0.7217	0.7567	0.8335	0.8570	1.03
7/29/2015	2,108.57	174.14	25.81	(0.0026)	0.0233	(0.0186)	0.7215	0.7567	0.8334	0.8570	1.03
7/28/2015	2,093.25	173.37	25.76	(0.0122)	0.0186	(0.0257)	0.7216	0.7563	0.8335	0.8567	1.03
7/27/2015	2,067.64	171.93	25.89	(0.0285)	(0.0038)	(0.0318)	0.7227	0.7561	0.8342	0.8566	1.03
7/24/2015	2,079.65	168.81	25.40	(0.0221)	(0.0297)	(0.0613)	0.7238	0.7557	0.8349	0.8563	1.03
7/23/2015	2,102.15	168.51	25.66	(0.0104)	(0.0446)	(0.0628)	0.7229	0.7539	0.8344	0.8551	1.02
7/22/2015	2,114.15	170.17	26.30	0.0032	(0.0220)	(0.0327)	0.7216	0.7527	0.8335	0.8543	1.02
7/21/2015	2,119.21	170.21	26.44	0.0049	(0.0211)	(0.0265)	0.7216	0.7529	0.8334	0.8544	1.03
7/20/2015	2,128.28	172.59	26.74	0.0137	(0.0104)	(0.0176)	0.7215	0.7540	0.8334	0.8552	1.03
7/17/2015	2,126.64	173.97	27.06	0.0241	(0.0012)	(0.0026)	0.7219	0.7551	0.8337	0.8559	1.03
7/16/2015	2,124.29	176.38	27.38	0.0356	0.0206	0.0232	0.7231	0.7560	0.8345	0.8566	1.03
7/15/2015	2,107.40	174.00	27.19	0.0297	(0.0065)	0.0052	0.7237	0.7565	0.8349	0.8569	1.03
7/14/2015	2,108.96	173.87	27.16	0.0133	(0.0148)	(0.0073)	0.7256	0.7574	0.8361	0.8575	1.03
7/13/2015	2,099.60	174.40	27.22	0.0149	0.0091	0.0063	0.7260	0.7579	0.8364	0.8578	1.03
7/10/2015	2,076.62	174.18	27.13	(0.0001)	0.0103	0.0033	0.7258	0.7580	0.8363	0.8578	1.03
7/9/2015	2,051.31	172.82	26.76	(0.0126)	0.0206	0.0011	0.7261	0.7584	0.8365	0.8582	1.03
7/8/2015	2,046.68	175.14	27.05	(0.0080)	0.0390	0.0169	0.7271	0.7589	0.8371	0.8584	1.03
7/7/2015	2,081.34	176.49	27.36	0.0115	0.0441	0.0198	0.7281	0.7595	0.8379	0.8589	1.03
7/6/2015	2,068.76	172.84	27.05	(0.0156)	0.0133	(0.0015)	0.7275	0.7592	0.8374	0.8587	1.03
7/2/2015	2,076.78	172.41	27.04	(0.0121)	0.0200	0.0015	0.7281	0.7604	0.8379	0.8595	1.03
7/1/2015	2,077.42	169.34	26.73	(0.0148)	(0.0082)	(0.0082)	0.7291	0.7607	0.8385	0.8597	1.03
6/30/2015	2,063.11	168.57	26.60	(0.0288)	(0.0187)	(0.0242)	0.7290	0.7610	0.8385	0.8599	1.03
6/29/2015	2,057.64	169.04	26.83	(0.0307)	(0.0264)	(0.0204)	0.7285	0.7611	0.8381	0.8600	1.03
6/26/2015	2,101.49	170.57	27.09	(0.0040)	(0.0190)	(0.0084)	0.7277	0.7617	0.8376	0.8603	1.03
6/25/2015	2,102.31	169.03	27.00	(0.0089)	(0.0335)	(0.0263)	0.7272	0.7617	0.8372	0.8604	1.03
6/24/2015	2,108.58	170.74	26.95	0.0039	(0.0108)	(0.0074)	0.7259	0.7611	0.8364	0.8600	1.03
6/23/2015	2,124.20	171.78	27.26	0.0133	0.0027	0.0063	0.7255	0.7617	0.8361	0.8603	1.03
6/22/2015	2,122.85	173.63	27.39	0.0184	0.0203	0.0209	0.7248	0.7623	0.8356	0.8608	1.03
6/19/2015	2,109.99	173.88	27.32	0.0076	0.0166	0.0149	0.7241	0.7622	0.8352	0.8607	1.03
6/18/2015	2,121.24	174.89	27.73	0.0059	0.0091	0.0248	0.7231	0.7619	0.8345	0.8605	1.03
6/17/2015	2,100.44	172.60	27.15	(0.0023)	0.0042	0.0056	0.7217	0.7614	0.8335	0.8601	1.03
6/16/2015	2,096.29	171.31	27.09	0.0078	0.0043	0.0352	0.7190	0.7614	0.8317	0.8602	1.03
6/15/2015	2,084.43	170.18	26.83	0.0025	(0.0141)	0.0190	0.7180	0.7617	0.8311	0.8603	1.04
6/12/2015	2,094.11	171.04	26.92	0.0006	(0.0134)	0.0155	0.7165	0.7623	0.8301	0.8607	1.04
6/11/2015	2,108.86	173.31	27.06	0.0062	(0.0090)	0.0234	0.7162	0.7627	0.8299	0.8610	1.04
6/10/2015	2,105.20	171.87	27.00	(0.0042)	(0.0250)	0.0011	0.7168	0.7624	0.8303	0.8608	1.04
6/9/2015	2,080.15	170.58	26.17	(0.0140)	(0.0414)	(0.0293)	0.7164	0.7624	0.8300	0.8608	1.04
6/8/2015	2,079.28	172.61	26.33	(0.0154)	(0.0443)	(0.0313)	0.7149	0.7612	0.8290	0.8600	1.04
6/5/2015	2,092.83	173.37	26.51	(0.0069)	(0.0400)	(0.0189)	0.7133	0.7604	0.8279	0.8595	1.04
6/4/2015	2,095.84	174.89	26.44	(0.0118)	(0.0359)	(0.0361)	0.7121	0.7589	0.8271	0.8585	1.04
6/3/2015	2,114.07	176.28	26.97	(0.0044)	(0.0253)	(0.0026)	0.7115	0.7564	0.8267	0.8568	1.04
6/2/2015	2,109.60	177.94	26.96	0.0026	(0.0072)	0.0052	0.7118	0.7568	0.8269	0.8571	1.04
6/1/2015	2,111.73	180.62	27.18	(0.0067)	(0.0022)	0.0074	0.7119	0.7573	0.8270	0.8574	1.04
5/29/2015	2,107.39	180.58	27.02	(0.0110)	(0.0052)	(0.0041)	0.7119	0.7576	0.8270	0.8576	1.04
5/28/2015	2,120.79	181.40	27.43	(0.0024)	(0.0009)	0.0111	0.7119	0.7582	0.8270	0.8580	1.04
5/27/2015	2,123.48	180.87	27.04	(0.0020)	(0.0022)	0.0015	0.7119	0.7583	0.8270	0.8581	1.04
5/26/2015	2,104.20	179.23	26.82	(0.0117)	(0.0132)	(0.0067)	0.7113	0.7604	0.8266	0.8594	1.04
5/22/2015	2,126.06	181.02	26.98	0.0016	0.0027	0.0004	0.7103	0.7636	0.8259	0.8616	1.04
5/21/2015	2,130.82	181.53	27.13	0.0046	0.0142	0.0030	0.7090	0.7652	0.8250	0.8627	1.05
5/20/2015	2,125.85	181.56	27.13	0.0130	0.0251	0.0138	0.7080	0.7657	0.8244	0.8630	1.05
5/19/2015	2,127.83	181.26	27.00	0.0137	0.0166	(0.0142)	0.7065	0.7669	0.8234	0.8638	1.05
5/18/2015	2,129.20	181.64	27.00	0.0113	0.0135	(0.0256)	0.7063	0.7673	0.8232	0.8641	1.05
5/15/2015	2,122.73	180.53	26.97	0.0031	0.0034	(0.0274)	0.7061	0.7680	0.8231	0.8646	1.05
5/14/2015	2,121.10	178.99	27.05	0.0159	(0.0043)	(0.0189)	0.7063	0.7665	0.8232	0.8636	1.05
5/13/2015	2,098.48	177.11	26.76	0.0088	(0.0178)	(0.0381)	0.7064	0.7651	0.8233	0.8626	1.05
5/12/2015	2,099.12	178.30	27.39	0.0046	(0.0158)	(0.0308)	0.7060	0.7640	0.8230	0.8619	1.05
5/11/2015	2,105.33	179.22	27.71	(0.0043)	(0.0311)	(0.0704)	0.7058	0.7637	0.8229	0.8617	1.05
5/8/2015	2,116.10	179.92	27.73	0.0037	(0.0171)	(0.0679)	0.7051	0.7629	0.8224	0.8611	1.05
5/7/2015	2,088.00	179.76	27.57	0.0012	(0.0197)	(0.0782)	0.7052	0.7629	0.8225	0.8612	1.05
5/6/2015	2,080.15	180.33	27.82	(0.0127)	(0.0348)	(0.1092)	0.7053	0.7629	0.8225	0.8612	1.05
5/5/2015	2,089.46	181.17	28.26	(0.0120)	(0.0346)	(0.1152)	0.7064	0.7631	0.8233	0.8612	1.05
5/4/2015	2,114.49	184.96	29.81	0.0026	(0.0049)	(0.0482)	0.7076	0.7621	0.8241	0.8606	1.04
5/1/2015	2,108.29	183.04	29.75	(0.0044)	(0.0278)	(0.0556)	0.7094	0.7648	0.8253	0.8624	1.05
4/30/2015	2,085.51	183.36	29.91	(0.0130)	(0.0202)	(0.0444)	0.7104	0.7673	0.8260	0.8641	1.05
4/29/2015	2,106.85	186.83	31.23	(0.0005)	0.0034	(0.0060)	0.7100	0.7658	0.8257	0.8631	1.05
4/28/2015	2,114.76	187.65	31.94	0.0083	0.0086	0.0098	0.7102	0.7656	0.8258	0.8630	1.04
4/27/2015	2,108.92	185.87	31.32	0.0041	(0.0117)	(0.0234)	0.7100	0.7654	0.8257	0.8628	1.04
4/24/2015	2,117.69	188.27	31.50	0.0175	0.0139	0.0041	0.7099	0.7653	0.8257	0.8628	1.04
4/23/2015	2,112.93	187.15	31.30	0.0038	0.0064	(0.0163)	0.7099	0.7664	0.8257	0.8635	1.05
4/22/2015	2,107.96	186.19	31.42	0.0006	(0.0040)	(0.0166)	0.7104	0.7654	0.8259	0.8628	1.04
4/21/2015	2,097.29	186.06	31.63	0.0007	(0.0040)	(0.0060)	0.7110	0.7643	0.8264	0.8621	1.04
4/20/2015	2,100.40	188.06	32.07	0.0038	0.0127	0.0146	0.7131	0.7624	0.8278	0.8608	1.04
4/17/2015	2,081.18	185.68	31.37	(0.0099)	(0.0094)	(0.0166)	0.7153	0.7590	0.8293	0.8585	1.04
4/16/2015	2,104.99	185.96	31.82	0.0066	0.0032	0.0114	0.7176	0.7574	0.8308	0.8575	1.03
4/15/2015	2,106.63	186.94	31.95	0.0119	0.0022	-	0.7184	0.7560	0.8313	0.8565	1.03
4/14/2015	2,095.84	186.80	31.82	0.0094	(0.0027)	(0.0062)	0.7187	0.7561	0.8315	0.8566	1.03
4/13/2015	2,092.43	185.71	31.61	0.0057	(0.0234)	(0.0271)	0.7188	0.7555	0.8316	0.8562	1.03
4/10/2015	2,102.06	187.45	31.90	0.0170	(0.0047)	(0.0139)	0.7182	0.7542	0.8312	0.8553	1.03
4/9/2015	2,091.18	185.36	31.46	0.0153	(0.0148)	(0.0236)	0.7177	0.7512	0.8308	0.8533	1.03
4/8/2015	2,081.90	186.53	31.95	0.0068	(0.0059)	(0.0068)	0.7147	0.7468	0.8289	0.8503	1.03
4/7/2015	2,076.33	187.31	32.02	(0.0047)	0.0019	(0.0081)	0.7124	0.7446	0.8273	0.8489	1.03
4/6/2015	2,080.62	190.15	32.49	0.0095	0.0280	0.0207	0.7114	0.7446	0.8267	0.8489	1.03
4/2/2015	2,066.96	188.33	32.35	0.0053	0.0226	0.0003	0.7115</				

Docket No. EL18-  
 Volume 4A  
 Section 6

3/4/2015	2,098.53	185.52	32.15	(0.0073)	(0.0351)	(0.0219)	0.7181	0.7740	0.8312	0.8686	1.04
3/3/2015	2,107.78	187.56	32.40	(0.0036)	(0.0374)	(0.0203)	0.7214	0.7768	0.8334	0.8705	1.04
3/2/2015	2,117.39	185.95	32.53	0.0037	(0.0398)	0.0046	0.7251	0.7806	0.8358	0.8730	1.04
2/27/2015	2,104.50	189.94	32.72	(0.0027)	(0.0144)	0.0093	0.7282	0.7843	0.8379	0.8755	1.04
2/26/2015	2,110.74	190.12	33.05	0.0063	(0.0133)	0.0204	0.7313	0.7889	0.8400	0.8786	1.05
2/25/2015	2,113.86	192.26	32.87	0.0068	(0.0034)	0.0314	0.7315	0.7896	0.8401	0.8790	1.05
2/24/2015	2,115.48	194.85	33.07	0.0072	0.0334	0.0582	0.7305	0.7901	0.8394	0.8794	1.05
2/23/2015	2,109.66	193.65	32.38	0.0060	0.0225	0.0355	0.7289	0.7893	0.8383	0.8788	1.05
2/20/2015	2,110.30	192.72	32.42	0.0104	0.0029	0.0368	0.7302	0.7903	0.8392	0.8795	1.05
2/19/2015	2,097.45	192.69	32.39	0.0140	0.0062	0.0365	0.7311	0.7906	0.8398	0.8797	1.05
2/18/2015	2,099.68	192.91	31.87	0.0150	(0.0124)	0.0156	0.7312	0.7901	0.8399	0.8793	1.05
2/17/2015	2,100.34	188.54	31.25	0.0262	(0.0176)	0.0087	0.7324	0.7913	0.8407	0.8802	1.05
2/13/2015	2,096.99	189.39	31.27	0.0202	(0.0275)	0.0058	0.7362	0.7942	0.8433	0.8821	1.05
2/12/2015	2,088.48	192.16	31.27	0.0126	(0.0517)	(0.0280)	0.7419	0.7998	0.8471	0.8859	1.05
2/11/2015	2,068.53	191.49	31.25	0.0132	(0.0465)	(0.0057)	0.7445	0.8042	0.8488	0.8888	1.05
2/10/2015	2,068.59	195.33	31.38	0.0091	(0.0419)	(0.0132)	0.7453	0.8052	0.8493	0.8895	1.05
2/9/2015	2,046.74	191.92	30.98	0.0128	(0.0525)	(0.0090)	0.7456	0.8052	0.8495	0.8895	1.05
2/6/2015	2,055.47	194.75	31.09	0.0303	(0.0349)	0.0055	0.7465	0.8057	0.8501	0.8898	1.05
2/5/2015	2,062.52	202.65	32.17	0.0204	(0.0198)	0.0113	0.7490	0.8069	0.8518	0.8906	1.05
2/4/2015	2,041.51	200.84	31.43	0.0197	(0.0145)	0.0070	0.7501	0.8071	0.8526	0.8908	1.04
2/3/2015	2,050.03	203.87	31.80	0.0101	(0.0103)	0.0038	0.7508	0.8072	0.8531	0.8908	1.04
2/2/2015	2,020.85	202.56	31.26	(0.0176)	(0.0143)	(0.0194)	0.7504	0.8067	0.8528	0.8905	1.04
1/30/2015	1,994.99	201.79	30.92	(0.0277)	(0.0166)	(0.0365)	0.7508	0.8067	0.8530	0.8905	1.04
1/29/2015	2,021.25	206.74	31.81	(0.0203)	0.0085	0.0044	0.7516	0.8061	0.8536	0.8901	1.04
1/28/2015	2,002.16	203.79	31.21	(0.0147)	(0.0017)	(0.0148)	0.7524	0.8069	0.8541	0.8906	1.04
1/27/2015	2,029.55	206.00	31.68	0.0035	0.0146	(0.0016)	0.7524	0.8067	0.8541	0.8905	1.04
1/26/2015	2,057.09	205.50	31.88	0.0187	0.0128	0.0041	0.7525	0.8070	0.8542	0.8907	1.04
1/23/2015	2,051.82	205.20	32.09	0.0297	0.0267	0.0272	0.7526	0.8072	0.8542	0.8909	1.04
1/22/2015	2,063.15	204.99	31.67	0.0258	0.0276	0.0083	0.7523	0.8069	0.8541	0.8906	1.04
1/21/2015	2,032.12	204.13	31.68	0.0045	0.0337	0.0180	0.7520	0.8079	0.8538	0.8913	1.04
1/20/2015	2,022.55	203.04	31.73	(0.0028)	0.0345	0.0262	0.7513	0.8074	0.8533	0.8910	1.04
1/16/2015	2,019.42	202.91	31.75	(0.0124)	0.0294	0.0252	0.7515	0.8075	0.8535	0.8910	1.04
1/15/2015	1,992.67	199.87	31.24	(0.0337)	(0.0039)	0.0022	0.7524	0.8082	0.8541	0.8915	1.04
1/14/2015	2,011.27	199.48	31.41	(0.0072)	0.0044	0.0083	0.7537	0.8096	0.8550	0.8924	1.04
1/13/2015	2,023.03	197.46	31.12	0.0102	0.0073	0.0074	0.7539	0.8095	0.8551	0.8924	1.04
1/12/2015	2,028.26	196.27	30.92	0.0038	(0.0055)	0.0023	0.7541	0.8095	0.8552	0.8924	1.04
1/9/2015	2,044.81	197.10	30.97	(0.0065)	(0.0137)	(0.0010)	0.7545	0.8093	0.8555	0.8922	1.04
1/8/2015	2,062.14	200.65	31.17	0.0016	0.0071	0.0068	0.7549	0.8091	0.8558	0.8921	1.04
1/7/2015	2,025.90	198.61	31.15	(0.0262)	(0.0209)	(0.0201)	0.7551	0.8091	0.8559	0.8921	1.04
1/6/2015	2,002.61	196.04	30.89	(0.0421)	(0.0570)	(0.0504)	0.7550	0.8092	0.8558	0.8921	1.04
1/5/2015	2,020.58	197.35	30.85	(0.0326)	(0.0281)	(0.0259)	0.7529	0.8079	0.8544	0.8913	1.04
1/2/2015	2,058.20	199.84	31.00	(0.0114)	(0.0045)	(0.0124)	0.7526	0.8080	0.8542	0.8913	1.04
12/31/2014	2,058.90	199.24	30.96	(0.0112)	0.0054	(0.0093)	0.7526	0.8079	0.8542	0.8913	1.04
12/30/2014	2,080.35	202.84	31.79	0.0009	0.0288	0.0192	0.7529	0.8079	0.8545	0.8913	1.04
12/29/2014	2,090.57	207.90	32.53	0.0096	0.0617	0.0589	0.7531	0.8080	0.8546	0.8914	1.04
12/26/2014	2,088.77	203.06	31.67	0.0134	0.0339	0.0326	0.7522	0.8073	0.8540	0.8909	1.04
12/24/2014	2,081.88	200.75	31.39	0.0343	0.0407	0.0299	0.7516	0.8067	0.8536	0.8905	1.04
12/23/2014	2,082.17	198.17	31.25	0.0555	0.0500	0.0480	0.7507	0.8064	0.8530	0.8903	1.04
12/22/2014	2,078.54	197.17	31.19	0.0447	0.0479	0.0638	0.7498	0.8059	0.8523	0.8899	1.04
12/19/2014	2,070.65	195.82	30.72	0.0341	0.0250	0.0528	0.7489	0.8039	0.8518	0.8886	1.04
12/18/2014	2,061.23	196.40	30.67	0.0127	0.0145	0.0368	0.7494	0.8031	0.8521	0.8881	1.04
12/17/2014	2,012.89	192.90	30.48	(0.0065)	0.0003	0.0329	0.7494	0.8031	0.8521	0.8881	1.04
12/16/2014	1,972.74	188.73	29.82	(0.0423)	(0.0385)	(0.0027)	0.7497	0.8046	0.8523	0.8891	1.04
12/15/2014	1,989.63	188.15	29.32	(0.0343)	(0.0340)	(0.0034)	0.7495	0.8099	0.8522	0.8926	1.05
12/12/2014	2,002.33	191.04	29.18	(0.0352)	(0.0147)	-	0.7490	0.8139	0.8518	0.8953	1.05
12/11/2014	2,035.33	193.59	29.58	(0.0177)	(0.0018)	0.0189	0.7496	0.8168	0.8522	0.8972	1.05
12/10/2014	2,026.14	192.83	29.51	(0.0232)	0.0062	0.0148	0.7502	0.8187	0.8526	0.8985	1.05
12/9/2014	2,059.82	196.28	29.90	0.0033	0.0267	0.0321	0.7519	0.8210	0.8538	0.9001	1.05
12/8/2014	2,060.31	194.77	29.42	0.0033	0.0305	0.0356	0.7523	0.8213	0.8540	0.9003	1.05
12/5/2014	2,075.37	193.90	29.18	0.0038	0.0214	0.0139	0.7522	0.8211	0.8540	0.9001	1.05
12/4/2014	2,071.92	193.94	29.03	(0.0004)	0.0227	(0.0089)	0.7520	0.8206	0.8538	0.8998	1.05
12/3/2014	2,074.33	191.65	29.08	0.0035	0.0132	(0.0034)	0.7520	0.8205	0.8538	0.8997	1.05
12/2/2014	2,066.55	191.18	28.97	(0.0014)	0.0116	(0.0075)	0.7521	0.8209	0.8539	0.9000	1.05
12/1/2014	2,053.44	189.02	28.41	(0.0049)	(0.0051)	(0.0271)	0.7522	0.8210	0.8540	0.9001	1.05
11/28/2014	2,067.56	189.83	28.78	0.0072	0.0019	(0.0117)	0.7522	0.8207	0.8540	0.8999	1.05
11/26/2014	2,072.83	189.64	29.29	0.0118	(0.0009)	0.0065	0.7521	0.8208	0.8539	0.8999	1.05
11/25/2014	2,067.03	189.16	29.18	0.0074	(0.0072)	(0.0051)	0.7536	0.8208	0.8549	0.8999	1.05
11/24/2014	2,069.41	188.98	29.19	0.0138	(0.0020)	-	0.7548	0.8214	0.8557	0.9004	1.05
11/21/2014	2,063.50	189.98	29.20	0.0116	0.0113	0.0010	0.7563	0.8214	0.8567	0.9003	1.05
11/20/2014	2,052.75	189.47	29.12	0.0066	0.0060	(0.0092)	0.7571	0.8202	0.8573	0.8995	1.05
11/19/2014	2,048.72	189.81	29.10	0.0051	(0.0106)	(0.0348)	0.7581	0.8180	0.8579	0.8980	1.05
11/18/2014	2,051.80	190.53	29.33	0.0059	(0.0209)	(0.0581)	0.7583	0.8177	0.8580	0.8979	1.05
11/17/2014	2,041.32	189.37	29.19	0.0015	(0.0295)	(0.0656)	0.7585	0.8171	0.8582	0.8974	1.05
11/14/2014	2,039.82	187.87	29.17	0.0039	(0.0328)	(0.0572)	0.7584	0.8191	0.8581	0.8988	1.05
11/13/2014	2,039.33	188.34	29.39	0.0040	(0.0181)	(0.0445)	0.7586	0.8207	0.8583	0.8999	1.05
11/12/2014	2,038.25	191.84	30.15	0.0073	(0.0133)	(0.0330)	0.7590	0.8219	0.8585	0.9007	1.05
11/11/2014	2,039.68	194.60	31.14	0.0137	0.0186	0.0110	0.7593	0.8229	0.8588	0.9013	1.05
11/10/2014	2,038.26	195.13	31.24	0.0101	0.0135	0.0135	0.7596	0.8246	0.8599	0.9025	1.05
11/7/2014	2,031.92	194.23	30.94	0.0069	0.0127	(0.0019)	0.7595	0.8248	0.8599	0.9026	1.05
11/6/2014	2,031.21	191.81	30.76	0.0183	0.0018	(0.0019)	0.7592	0.8241	0.8587	0.9022	1.05
11/5/2014	2,023.57	194.43	31.18	0.0208	0.0358	0.0393	0.7597	0.8255	0.8590	0.9031	1.05
11/4/2014	2,012.10	191.04	30.80	0.0136	0.0118	0.0343	0.7593	0.8261	0.8587	0.9035	1.05
11/3/2014	2,017.81	192.53	30.83	0.0286	0.0302	0.0463	0.7598	0.8268	0.8591	0.9040	1.05
10/31/2014	2,018.05	191.79	31.00	0.0272	0.0292	0.0642	0.7606	0.8268	0.8596	0.9039	1.05
10/30/2014	1,994.65	191.46	30.82	0.0225	0.0303	0.0483	0.7598	0.8273	0.8591	0.9043	1.05
10/29/2014	1,982.30	187.71	30.00	0.0286	0.0145	0.0323	0.7590	0.8266	0.8585	0.9038	1.05
10/28/2014	1,985.05	188.81	29.78	0.0225	0.0245	0.0248	0.7585	0.8268	0.8582	0.9040	1.05
10/27/2014	1,961.63	186.88	29.46	0.0303	0.0237	0.0099	0.7576	0.8273	0.8576	0.9043	1.05
10/24/2014	1,964.58	186.34	29.								









Docket No. EL18-  
Volume 4A  
Section 6

11/12/2013	1,767.69	173.61	29.90	0.0027	0.0009	(0.0203)	#VALUE!	#VALUE!	#VALUE!	#VALUE!	#VALUE!
11/11/2013	1,771.89	174.69	30.39	0.0022	(0.0002)	0.0229	#VALUE!	#VALUE!	#VALUE!	#VALUE!	#VALUE!
11/8/2013	1,770.61	174.34	30.64	0.0051	0.0003	0.0327	#VALUE!	#VALUE!	#VALUE!	#VALUE!	#VALUE!
11/7/2013	1,747.15	173.51	30.18	(0.0053)	(0.0004)	0.0117	#VALUE!	#VALUE!	#VALUE!	#VALUE!	#VALUE!
11/6/2013	1,770.49	175.56	30.74	0.0041	0.0061	0.0371	#VALUE!	#VALUE!	#VALUE!	#VALUE!	#VALUE!
11/5/2013	1,762.97	173.46	30.52	(0.0051)	(0.0129)	0.0194	#VALUE!	#VALUE!	#VALUE!	#VALUE!	#VALUE!
11/4/2013	1,767.93	174.71	29.71	0.0033	(0.0040)	(0.0080)	#VALUE!	#VALUE!	#VALUE!	#VALUE!	#VALUE!
11/1/2013	1,761.64	174.28	29.67	0.0011	(0.0069)	(0.0070)	#VALUE!	#VALUE!	#VALUE!	#VALUE!	#VALUE!
10/31/2013	1,756.54	173.58	29.83	0.0026	(0.0015)	0.0112	#VALUE!	#VALUE!	#VALUE!	#VALUE!	#VALUE!
10/30/2013	1,763.31	174.50	29.64	0.0097	0.0007	(0.0057)	#VALUE!	#VALUE!	#VALUE!	#VALUE!	#VALUE!
10/29/2013	1,771.95	175.73	29.94	0.0098	0.0102	0.0037	#VALUE!	#VALUE!	#VALUE!	#VALUE!	#VALUE!
10/28/2013	1,762.11	175.42	29.95	0.0100	0.0207	0.0218	#VALUE!	#VALUE!	#VALUE!	#VALUE!	#VALUE!
10/25/2013	1,759.77	175.49	29.88	0.0087	0.0212	0.0163	#VALUE!	#VALUE!	#VALUE!	#VALUE!	#VALUE!
10/24/2013	1,752.07	173.84	29.50	0.0109	0.0201	0.0215	#VALUE!	#VALUE!	#VALUE!	#VALUE!	#VALUE!
10/23/2013	1,746.38	174.37	29.81	0.0144	0.0439	0.0545	#VALUE!	#VALUE!	#VALUE!	#VALUE!	#VALUE!
10/22/2013	1,754.67	173.95	29.83	0.0333	0.0515	0.0654	#VALUE!	#VALUE!	#VALUE!	#VALUE!	#VALUE!
10/21/2013	1,744.66	171.86	29.31	0.0202	0.0224	0.0220	#VALUE!	#VALUE!	#VALUE!	#VALUE!	#VALUE!
10/18/2013	1,744.50	171.85	29.40	0.0243	0.0170	0.0223	#VALUE!	#VALUE!	#VALUE!	#VALUE!	#VALUE!
10/17/2013	1,733.15	170.41	28.88	0.0240	0.0159	0.0256	#VALUE!	#VALUE!	#VALUE!	#VALUE!	#VALUE!
10/16/2013	1,721.54	167.03	28.27	0.0393	0.0159	0.0213	#VALUE!	#VALUE!	#VALUE!	#VALUE!	#VALUE!
10/15/2013	1,698.06	165.43	28.00	0.0257	0.0110	0.0409	#VALUE!	#VALUE!	#VALUE!	#VALUE!	#VALUE!
10/14/2013	1,710.14	168.10	28.68	0.0203	0.0276	0.0614	#VALUE!	#VALUE!	#VALUE!	#VALUE!	#VALUE!
10/11/2013	1,703.20	168.97	28.76	0.0075	0.0224	0.0640	#VALUE!	#VALUE!	#VALUE!	#VALUE!	#VALUE!
10/10/2013	1,692.56	167.74	28.16	0.0083	0.0155	0.0426	#VALUE!	#VALUE!	#VALUE!	#VALUE!	#VALUE!
10/9/2013	1,656.40	164.42	27.68	(0.0221)	(0.0166)	0.0069	#VALUE!	#VALUE!	#VALUE!	#VALUE!	#VALUE!
10/8/2013	1,655.45	163.62	26.90	(0.0233)	(0.0278)	(0.0275)	#VALUE!	#VALUE!	#VALUE!	#VALUE!	#VALUE!
10/7/2013	1,676.12	163.58	27.02	(0.0032)	(0.0186)	(0.0210)	#VALUE!	#VALUE!	#VALUE!	#VALUE!	#VALUE!
10/4/2013	1,690.50	165.27	27.03	(0.0007)	(0.0066)	(0.0266)	#VALUE!	#VALUE!	#VALUE!	#VALUE!	#VALUE!
10/3/2013	1,678.66	165.18	27.01	(0.0118)	(0.0132)	(0.0415)	#VALUE!	#VALUE!	#VALUE!	#VALUE!	#VALUE!
10/2/2013	1,693.87	167.20	27.49	0.0007	0.0041	(0.0252)	#VALUE!	#VALUE!	#VALUE!	#VALUE!	#VALUE!
10/1/2013	1,695.00	168.30	27.66	(0.0014)	0.0036	(0.0325)	#VALUE!	#VALUE!	#VALUE!	#VALUE!	#VALUE!
9/30/2013	1,681.55	166.68	27.60	(0.0119)	(0.0086)	(0.0299)	#VALUE!	#VALUE!	#VALUE!	#VALUE!	#VALUE!
9/27/2013	1,691.75	166.37	27.77	(0.0106)	0.0046	(0.0103)	#VALUE!	#VALUE!	#VALUE!	#VALUE!	#VALUE!
9/26/2013	1,698.67	167.39	28.18	(0.0137)	0.0024	0.0064	#VALUE!	#VALUE!	#VALUE!	#VALUE!	#VALUE!
9/25/2013	1,692.77	166.51	28.20	(0.0190)	(0.0059)	(0.0014)	#VALUE!	#VALUE!	#VALUE!	#VALUE!	#VALUE!
9/24/2013	1,697.42	167.70	28.59	(0.0043)	0.0264	0.0465	#VALUE!	#VALUE!	#VALUE!	#VALUE!	#VALUE!
9/23/2013	1,701.84	168.13	28.45	0.0025	0.0400	0.0433	#VALUE!	#VALUE!	#VALUE!	#VALUE!	#VALUE!
9/20/2013	1,709.91	165.60	28.06	0.0130	0.0234	0.0358	#VALUE!	#VALUE!	#VALUE!	#VALUE!	#VALUE!
9/19/2013	1,722.34	167.00	28.00	0.0231	0.0375	0.0413	#VALUE!	#VALUE!	#VALUE!	#VALUE!	#VALUE!
9/18/2013	1,725.52	167.51	28.24	0.0215	0.0366	0.0409	#VALUE!	#VALUE!	#VALUE!	#VALUE!	#VALUE!
9/17/2013	1,704.76	163.38	27.32	0.0123	0.0048	0.0029	#VALUE!	#VALUE!	#VALUE!	#VALUE!	#VALUE!
9/16/2013	1,697.60	161.66	27.27	0.0155	0.0035	0.0156	#VALUE!	#VALUE!	#VALUE!	#VALUE!	#VALUE!
9/13/2013	1,687.99	161.81	27.09	0.0198	0.0098	0.0261	#VALUE!	#VALUE!	#VALUE!	#VALUE!	#VALUE!
9/12/2013	1,683.42	160.96	26.89	0.0171	0.0047	0.0240	#VALUE!	#VALUE!	#VALUE!	#VALUE!	#VALUE!
9/11/2013	1,689.13	161.60	27.13	0.0218	0.0020	0.0339	#VALUE!	#VALUE!	#VALUE!	#VALUE!	#VALUE!
9/10/2013	1,683.99	162.59	27.24	0.0270	0.0121	0.0393	#VALUE!	#VALUE!	#VALUE!	#VALUE!	#VALUE!
9/9/2013	1,671.71	161.09	26.85	0.0237	(0.0139)	0.0217	#VALUE!	#VALUE!	#VALUE!	#VALUE!	#VALUE!
9/6/2013	1,655.17	160.25	26.40	0.0104	(0.0280)	(0.0190)	#VALUE!	#VALUE!	#VALUE!	#VALUE!	#VALUE!
9/5/2013	1,655.08	160.21	26.26	0.0123	(0.0323)	(0.0205)	#VALUE!	#VALUE!	#VALUE!	#VALUE!	#VALUE!
9/4/2013	1,653.08	161.28	26.24	0.0139	(0.0221)	(0.0238)	#VALUE!	#VALUE!	#VALUE!	#VALUE!	#VALUE!
9/3/2013	1,639.77	160.65	26.21	(0.0103)	(0.0320)	(0.0410)	#VALUE!	#VALUE!	#VALUE!	#VALUE!	#VALUE!
8/30/2013	1,632.97	163.37	26.28	(0.0184)	(0.0216)	(0.0584)	#VALUE!	#VALUE!	#VALUE!	#VALUE!	#VALUE!
8/29/2013	1,638.17	164.86	26.91	(0.0113)	(0.0061)	(0.0324)	#VALUE!	#VALUE!	#VALUE!	#VALUE!	#VALUE!
8/28/2013	1,634.96	165.56	26.81	(0.0048)	0.0007	(0.0297)	#VALUE!	#VALUE!	#VALUE!	#VALUE!	#VALUE!
8/27/2013	1,630.48	164.93	26.88	(0.0132)	(0.0161)	(0.0383)	#VALUE!	#VALUE!	#VALUE!	#VALUE!	#VALUE!
8/26/2013	1,656.78	165.97	27.33	0.0065	(0.0000)	0.0029	#VALUE!	#VALUE!	#VALUE!	#VALUE!	#VALUE!
8/23/2013	1,663.50	166.97	27.91	0.0046	(0.0068)	0.0050	#VALUE!	#VALUE!	#VALUE!	#VALUE!	#VALUE!
8/22/2013	1,656.96	165.87	27.81	(0.0026)	(0.0266)	(0.0071)	#VALUE!	#VALUE!	#VALUE!	#VALUE!	#VALUE!
8/21/2013	1,642.80	165.45	27.63	(0.0253)	(0.0455)	(0.0449)	#VALUE!	#VALUE!	#VALUE!	#VALUE!	#VALUE!
8/20/2013	1,652.35	167.62	27.95	(0.0247)	(0.0424)	(0.0315)	#VALUE!	#VALUE!	#VALUE!	#VALUE!	#VALUE!
8/19/2013	1,646.06	165.97	27.25	(0.0257)	(0.0577)	(0.0655)	#VALUE!	#VALUE!	#VALUE!	#VALUE!	#VALUE!
8/16/2013	1,655.83	168.11	27.77	(0.0210)	(0.0461)	(0.0408)	#VALUE!	#VALUE!	#VALUE!	#VALUE!	#VALUE!
8/15/2013	1,661.32	170.40	28.01	(0.0213)	(0.0391)	(0.0404)	#VALUE!	#VALUE!	#VALUE!	#VALUE!	#VALUE!
8/14/2013	1,685.39	173.32	28.93	(0.0033)	(0.0149)	0.0042	#VALUE!	#VALUE!	#VALUE!	#VALUE!	#VALUE!
8/13/2013	1,694.16	175.05	28.86	(0.0019)	(0.0065)	(0.0130)	#VALUE!	#VALUE!	#VALUE!	#VALUE!	#VALUE!
8/12/2013	1,689.47	176.13	29.16	(0.0103)	(0.0082)	(0.0654)	#VALUE!	#VALUE!	#VALUE!	#VALUE!	#VALUE!
8/9/2013	1,691.42	176.24	28.95	(0.0107)	(0.0148)	(0.0724)	#VALUE!	#VALUE!	#VALUE!	#VALUE!	#VALUE!
8/8/2013	1,697.48	177.34	29.19	(0.0055)	(0.0089)	(0.0647)	#VALUE!	#VALUE!	#VALUE!	#VALUE!	#VALUE!
8/7/2013	1,690.91	175.95	28.81	0.0031	(0.0010)	(0.0582)	#VALUE!	#VALUE!	#VALUE!	#VALUE!	#VALUE!
8/6/2013	1,697.37	176.20	29.24	0.0068	(0.0016)	(0.0583)	#VALUE!	#VALUE!	#VALUE!	#VALUE!	#VALUE!
8/5/2013	1,707.14	177.58	31.20	0.0129	0.0074	0.0003	#VALUE!	#VALUE!	#VALUE!	#VALUE!	#VALUE!
8/2/2013	1,709.67	178.89	31.21	0.0107	0.0117	(0.0095)	#VALUE!	#VALUE!	#VALUE!	#VALUE!	#VALUE!
8/1/2013	1,706.87	178.93	31.21	0.0098	0.0105	(0.0133)	#VALUE!	#VALUE!	#VALUE!	#VALUE!	#VALUE!
7/31/2013	1,685.73	176.13	30.59	(0.0001)	0.0077	(0.0110)	#VALUE!	#VALUE!	#VALUE!	#VALUE!	#VALUE!
7/30/2013	1,685.96	176.49	31.05	(0.0038)	(0.0053)	(0.0186)	#VALUE!	#VALUE!	#VALUE!	#VALUE!	#VALUE!
7/29/2013	1,685.33	176.27	31.19	(0.0060)	(0.0039)	(0.0148)	#VALUE!	#VALUE!	#VALUE!	#VALUE!	#VALUE!
7/26/2013	1,691.65	176.83	31.51	(0.0003)	0.0015	(0.0060)	#VALUE!	#VALUE!	#VALUE!	#VALUE!	#VALUE!
7/25/2013	1,690.25	177.06	31.63	0.0005	0.0057	-	#VALUE!	#VALUE!	#VALUE!	#VALUE!	#VALUE!
7/24/2013	1,685.94	174.78	30.93	0.0030	0.0035	(0.0125)	#VALUE!	#VALUE!	#VALUE!	#VALUE!	#VALUE!
7/23/2013	1,692.39	177.43	31.64	0.0096	0.0204	0.0230	#VALUE!	#VALUE!	#VALUE!	#VALUE!	#VALUE!
7/22/2013	1,695.53	176.95	31.66	0.0077	0.0126	0.0357	#VALUE!	#VALUE!	#VALUE!	#VALUE!	#VALUE!
7/19/2013	1,692.09	176.56	31.70	0.0071	0.0281	0.0542	#VALUE!	#VALUE!	#VALUE!	#VALUE!	#VALUE!
7/18/2013	1,689.37	176.05	31.63	0.0086	0.0259	0.0526	#VALUE!	#VALUE!	#VALUE!	#VALUE!	#VALUE!
7/17/2013	1,680.91	174.18	31.32	0.0171	0.0310	0.0592	#VALUE!	#VALUE!	#VALUE!	#VALUE!	#VALUE!
7/16/2013	1,676.26	173.89	30.93	0.0145	0.0356	0.0524	#VALUE!	#VALUE!	#VALUE!	#VALUE!	#VALUE!
7/15/2013	1,682.50	174.76	30.57	0.0256	0.0515	0.0560	#VALUE!	#VALUE!	#VALUE!	#VALUE!	#VALUE!
7/12/2013	1,680.19	171.74	30.07	0.0296	0.0460	0.0284	#VALUE!	#VALUE!	#VALUE!	#VALUE!	#VALUE!
7/11/2013	1,675.02	171.60	30.05	0.0369	0.0497	0.0518	#VALUE!	#VALUE!	#VALUE!	#VALUE!	#VALUE!
7/10/2013	1,652.62	168.95	29.57	0.0239	0.0356	0.0397	#VALUE!	#VALUE!	#VALUE!	#VALUE!	#VALUE!
7/9/2013	1,652.32	167.92	29.39	0.0231	0.0320	0.0374	#VALUE!	#VALUE!	#VALUE!	#VALUE!	#VALUE!
7/8/2013	1,640.46	166.20	28.95	0.0213	0.0141	0.0194	#VALUE!	#VALUE!	#VALUE!	#VALUE!	#VALUE!
7/5/2013	1,631.89	164.19	29.24	0.0116	0.0065	0.0358	#VALUE!	#VALUE!	#VALUE!	#VALUE!	#VALUE!
7/3/2013	1,615.41	163.49	28.57	0.0076	0.0125	0.0344	#VALUE!	#VALUE!	#VALUE!	#VALUE!	#VALUE!
7/2/2013	1,614.08	163.14	28.44	0.0164	0.0190	0.0241	#VALUE!	#VALUE!	#VALUE!	#VALUE!	#VALUE!
7/1/2013	1,614.96	162.72	28.33	0.0266	0.0272	0.0381	#VALUE!	#VALUE!	#VALUE!	#VALUE!	#VALUE!
6/28/2013	1,606.28	163.88	28.40	0.0087	0.0344	0.0399	#VALUE!	#VALUE!	#VALUE!	#VALUE!	#VALUE!
6/27/2013	1,613.20	163.12	28.23	0.0157	0.0451	0.0452	#VALUE!	#VALUE!	#VALUE!	#VALUE!	#VALUE!
6/26/2013	1,603.26	161.47	27.62	(0.0158)	0.0014	(0.0118)	#VALUE!	#VALUE!	#VALUE!	#VALUE!	#VALUE!
6/25/2013	1,588.03	160.10	27.77	(0.0386)	(0.0300)	(0.0317)	#VALUE!	#VALUE!	#VALUE!	#VALUE!	#VALUE!
6/24/2013	1,573.09	158.42	27.29	(0.0402)	(0.0293)	(0.0285)	#VALUE!	#VALUE!	#VALUE!	#VALUE!	#VALUE!
6/21/2013	1,592.43	158.43	27.31	(0.0211)	(0.0273)	(0.0162)	#VALUE!	#VALUE!	#VALUE!	#VALUE!	#VALUE!
6/20/2013	1,588.19	156.09	27.01	(0.0294)	(0.0381)	(0.0419)	#VALUE!	#VALUE!	#VALUE!	#VALUE!	#VALUE!
6/19/2013	1,628.93	161.24	27.95	0.0102	0.0087	0.0054	#VALUE!	#VALUE!	#VALUE!	#VALUE!	#VALUE!
6/18/2013	1,651.81	165.05	28.68	0.0158	0.0195	0.0239	#VALUE!	#VALUE!	#VALUE!	#VALUE!	#VALUE!
6/17/2013	1,639.04	163.20	28.09	(0.0023)	(0.0005)	(0.0035)	#VALUE!	#VALUE!	#VALUE!	#VALUE!	#VALUE!
6/14/2013	1,626.73	162.87	27.76	(0.0101)	(0.0014)	(0.0117)	#VALUE!	#VALUE!	#VALUE!	#VALUE!	#VALUE!

Docket No. EL18-  
Volume 4A  
Section 6

6/10/2013	1,642.81	163.27	28.19	0.0015	(0.0004)	0.0014	#VALUE!	#VALUE!	#VALUE!	#VALUE!	#VALUE!
6/7/2013	1,643.38	163.10	28.09	0.0077	(0.0020)	0.0282	#VALUE!	#VALUE!	#VALUE!	#VALUE!	#VALUE!
6/6/2013	1,622.56	161.53	27.91	(0.0193)	(0.0156)	0.0105	#VALUE!	#VALUE!	#VALUE!	#VALUE!	#VALUE!
6/5/2013	1,608.90	159.56	27.37	(0.0239)	(0.0185)	(0.0076)	#VALUE!	#VALUE!	#VALUE!	#VALUE!	#VALUE!
6/4/2013	1,631.38	161.67	27.86	(0.0173)	(0.0247)	(0.0211)	#VALUE!	#VALUE!	#VALUE!	#VALUE!	#VALUE!
6/3/2013	1,640.42	163.35	28.15	(0.0056)	(0.0157)	(0.0085)	#VALUE!	#VALUE!	#VALUE!	#VALUE!	#VALUE!
5/31/2013	1,630.74	162.77	27.32	(0.0120)	(0.0276)	(0.0438)	#VALUE!	#VALUE!	#VALUE!	#VALUE!	#VALUE!
5/30/2013	1,654.41	164.09	27.62	(0.0006)	(0.0243)	(0.0393)	#VALUE!	#VALUE!	#VALUE!	#VALUE!	#VALUE!
5/29/2013	1,648.36	162.56	27.58	(0.0125)	(0.0530)	(0.0657)	#VALUE!	#VALUE!	#VALUE!	#VALUE!	#VALUE!
5/28/2013	1,660.06	165.76	28.46	(0.0037)	(0.0342)	(0.0313)	#VALUE!	#VALUE!	#VALUE!	#VALUE!	#VALUE!
5/24/2013	1,649.60	165.95	28.39	(0.0107)	(0.0382)	(0.0415)	#VALUE!	#VALUE!	#VALUE!	#VALUE!	#VALUE!
5/23/2013	1,650.51	167.39	28.57	0.0000	(0.0200)	(0.0309)	#VALUE!	#VALUE!	#VALUE!	#VALUE!	#VALUE!
5/22/2013	1,655.35	168.18	28.75	(0.0021)	(0.0246)	(0.0349)	#VALUE!	#VALUE!	#VALUE!	#VALUE!	#VALUE!
5/21/2013	1,669.16	171.66	29.52	0.0114	0.0053	0.0027	#VALUE!	#VALUE!	#VALUE!	#VALUE!	#VALUE!
5/20/2013	1,666.29	171.63	29.38	0.0199	0.0181	(0.0007)	#VALUE!	#VALUE!	#VALUE!	#VALUE!	#VALUE!
5/17/2013	1,667.47	172.54	29.62	0.0207	0.0149	(0.0120)	#VALUE!	#VALUE!	#VALUE!	#VALUE!	#VALUE!
5/16/2013	1,650.47	170.81	29.48	0.0146	0.0114	(0.0054)	#VALUE!	#VALUE!	#VALUE!	#VALUE!	#VALUE!
5/15/2013	1,658.78	172.42	29.79	0.0160	0.0021	(0.0287)	#VALUE!	#VALUE!	#VALUE!	#VALUE!	#VALUE!
5/14/2013	1,650.34	170.76	29.44	0.0150	(0.0127)	(0.0482)	#VALUE!	#VALUE!	#VALUE!	#VALUE!	#VALUE!
5/13/2013	1,633.77	168.58	29.40	0.0101	(0.0151)	(0.0489)	#VALUE!	#VALUE!	#VALUE!	#VALUE!	#VALUE!
5/10/2013	1,633.70	170.00	29.98	0.0119	(0.0161)	(0.0326)	#VALUE!	#VALUE!	#VALUE!	#VALUE!	#VALUE!
5/9/2013	1,626.67	168.88	29.64	0.0182	(0.0128)	(0.0292)	#VALUE!	#VALUE!	#VALUE!	#VALUE!	#VALUE!
5/8/2013	1,632.69	172.06	30.67	0.0316	0.0143	0.0129	#VALUE!	#VALUE!	#VALUE!	#VALUE!	#VALUE!
5/7/2013	1,625.96	172.96	30.93	0.0178	(0.0004)	(0.0087)	#VALUE!	#VALUE!	#VALUE!	#VALUE!	#VALUE!
5/6/2013	1,617.50	171.17	30.91	0.0150	(0.0006)	(0.0080)	#VALUE!	#VALUE!	#VALUE!	#VALUE!	#VALUE!
5/3/2013	1,614.42	172.77	30.99	0.0203	0.0204	0.0023	#VALUE!	#VALUE!	#VALUE!	#VALUE!	#VALUE!
5/2/2013	1,597.59	171.07	30.53	0.0078	0.0045	(0.0221)	#VALUE!	#VALUE!	#VALUE!	#VALUE!	#VALUE!
5/1/2013	1,582.70	169.64	30.28	0.0025	(0.0021)	(0.0351)	#VALUE!	#VALUE!	#VALUE!	#VALUE!	#VALUE!
4/30/2013	1,597.57	173.02	31.20	0.0119	0.0206	(0.0057)	#VALUE!	#VALUE!	#VALUE!	#VALUE!	#VALUE!
4/29/2013	1,593.61	171.27	31.16	0.0199	0.0194	0.0150	#VALUE!	#VALUE!	#VALUE!	#VALUE!	#VALUE!
4/26/2013	1,582.24	169.31	30.92	0.0173	0.0067	0.0049	#VALUE!	#VALUE!	#VALUE!	#VALUE!	#VALUE!
4/25/2013	1,585.16	170.31	31.22	0.0282	0.0314	0.0338	#VALUE!	#VALUE!	#VALUE!	#VALUE!	#VALUE!
4/24/2013	1,578.79	169.99	31.38	0.0173	0.0335	0.0429	#VALUE!	#VALUE!	#VALUE!	#VALUE!	#VALUE!
4/23/2013	1,578.78	169.53	31.38	0.0027	0.0233	0.0169	#VALUE!	#VALUE!	#VALUE!	#VALUE!	#VALUE!
4/22/2013	1,562.50	168.02	30.70	0.0065	0.0270	0.0139	#VALUE!	#VALUE!	#VALUE!	#VALUE!	#VALUE!
4/19/2013	1,555.25	168.19	30.77	(0.0211)	0.0056	(0.0216)	#VALUE!	#VALUE!	#VALUE!	#VALUE!	#VALUE!
4/18/2013	1,541.61	165.12	30.20	(0.0325)	(0.0128)	(0.0440)	#VALUE!	#VALUE!	#VALUE!	#VALUE!	#VALUE!
4/17/2013	1,552.01	164.48	30.09	(0.0225)	(0.0150)	(0.0442)	#VALUE!	#VALUE!	#VALUE!	#VALUE!	#VALUE!
4/16/2013	1,574.57	165.67	30.86	0.0038	0.0026	0.0006	#VALUE!	#VALUE!	#VALUE!	#VALUE!	#VALUE!
4/15/2013	1,552.36	163.60	30.28	(0.0069)	(0.0178)	(0.0304)	#VALUE!	#VALUE!	#VALUE!	#VALUE!	#VALUE!
4/12/2013	1,588.85	167.26	31.45	0.0229	0.0121	0.0168	#VALUE!	#VALUE!	#VALUE!	#VALUE!	#VALUE!
4/11/2013	1,593.37	167.26	31.59	0.0214	0.0147	0.0187	#VALUE!	#VALUE!	#VALUE!	#VALUE!	#VALUE!
4/10/2013	1,587.73	166.99	31.48	0.0219	0.0229	0.0321	#VALUE!	#VALUE!	#VALUE!	#VALUE!	#VALUE!
4/9/2013	1,568.61	165.25	30.84	(0.0010)	0.0043	(0.0039)	#VALUE!	#VALUE!	#VALUE!	#VALUE!	#VALUE!
4/8/2013	1,563.07	166.56	31.23	0.0006	0.0122	0.0064	#VALUE!	#VALUE!	#VALUE!	#VALUE!	#VALUE!
4/5/2013	1,553.28	165.26	30.93	(0.0101)	0.0012	(0.0067)	#VALUE!	#VALUE!	#VALUE!	#VALUE!	#VALUE!
4/4/2013	1,559.98	164.83	31.01	(0.0018)	0.0067	0.0003	#VALUE!	#VALUE!	#VALUE!	#VALUE!	#VALUE!
4/3/2013	1,553.69	163.26	30.50	(0.0064)	(0.0012)	(0.0161)	#VALUE!	#VALUE!	#VALUE!	#VALUE!	#VALUE!
4/2/2013	1,570.25	164.53	30.96	0.0120	0.0148	0.0023	#VALUE!	#VALUE!	#VALUE!	#VALUE!	#VALUE!
4/1/2013	1,562.17	164.55	31.03	0.0034	0.0142	0.0150	#VALUE!	#VALUE!	#VALUE!	#VALUE!	#VALUE!
3/28/2013	1,569.19	165.07	31.14	0.0151	0.0191	0.0190	#VALUE!	#VALUE!	#VALUE!	#VALUE!	#VALUE!
3/27/2013	1,562.85	163.74	31.00	0.0027	0.0114	0.0065	#VALUE!	#VALUE!	#VALUE!	#VALUE!	#VALUE!
3/26/2013	1,563.77	163.45	31.00	0.0100	0.0175	0.0127	#VALUE!	#VALUE!	#VALUE!	#VALUE!	#VALUE!
3/25/2013	1,551.69	162.13	30.89	(0.0003)	0.0062	0.0059	#VALUE!	#VALUE!	#VALUE!	#VALUE!	#VALUE!
3/22/2013	1,556.89	162.25	30.57	(0.0024)	0.0020	(0.0097)	#VALUE!	#VALUE!	#VALUE!	#VALUE!	#VALUE!
3/21/2013	1,545.80	161.97	30.56	(0.0112)	0.0254	(0.0049)	#VALUE!	#VALUE!	#VALUE!	#VALUE!	#VALUE!
3/20/2013	1,558.71	161.89	30.80	0.0027	0.0296	0.0098	#VALUE!	#VALUE!	#VALUE!	#VALUE!	#VALUE!
3/19/2013	1,548.34	160.64	30.61	(0.0027)	0.0267	0.0089	#VALUE!	#VALUE!	#VALUE!	#VALUE!	#VALUE!
3/18/2013	1,552.10	161.13	30.71	(0.0026)	0.0276	0.0152	#VALUE!	#VALUE!	#VALUE!	#VALUE!	#VALUE!
3/15/2013	1,560.70	161.93	30.87	0.0061	0.0361	0.0202	#VALUE!	#VALUE!	#VALUE!	#VALUE!	#VALUE!
3/14/2013	1,563.23	157.95	30.71	0.0123	0.0175	0.0312	#VALUE!	#VALUE!	#VALUE!	#VALUE!	#VALUE!
3/13/2013	1,554.52	157.23	30.50	0.0085	0.0090	0.0225	#VALUE!	#VALUE!	#VALUE!	#VALUE!	#VALUE!
3/12/2013	1,552.48	156.47	30.34	0.0082	0.0060	0.0260	#VALUE!	#VALUE!	#VALUE!	#VALUE!	#VALUE!
3/11/2013	1,556.22	156.81	30.25	0.0203	0.0167	0.0310	#VALUE!	#VALUE!	#VALUE!	#VALUE!	#VALUE!
3/8/2013	1,551.18	156.29	30.26	0.0217	0.0214	0.0409	#VALUE!	#VALUE!	#VALUE!	#VALUE!	#VALUE!
3/7/2013	1,544.26	155.23	29.78	0.0195	0.0147	0.0308	#VALUE!	#VALUE!	#VALUE!	#VALUE!	#VALUE!
3/6/2013	1,541.46	155.83	29.83	0.0168	0.0189	0.0485	#VALUE!	#VALUE!	#VALUE!	#VALUE!	#VALUE!
3/5/2013	1,539.79	155.54	29.57	0.0286	0.0217	0.0501	#VALUE!	#VALUE!	#VALUE!	#VALUE!	#VALUE!
3/4/2013	1,525.20	154.24	29.34	0.0251	0.0166	0.0486	#VALUE!	#VALUE!	#VALUE!	#VALUE!	#VALUE!
3/1/2013	1,518.20	153.01	29.07	0.0017	(0.0068)	0.0147	#VALUE!	#VALUE!	#VALUE!	#VALUE!	#VALUE!
2/28/2013	1,514.68	152.98	28.89	0.0082	0.0024	0.0277	#VALUE!	#VALUE!	#VALUE!	#VALUE!	#VALUE!
2/27/2013	1,515.99	152.94	28.45	0.0027	(0.0023)	0.0060	#VALUE!	#VALUE!	#VALUE!	#VALUE!	#VALUE!
2/26/2013	1,496.94	152.23	28.16	(0.0222)	(0.0146)	(0.0130)	#VALUE!	#VALUE!	#VALUE!	#VALUE!	#VALUE!
2/25/2013	1,487.85	151.73	27.98	(0.0210)	(0.0073)	(0.0018)	#VALUE!	#VALUE!	#VALUE!	#VALUE!	#VALUE!
2/22/2013	1,515.60	154.06	28.65	(0.0038)	0.0073	0.0221	#VALUE!	#VALUE!	#VALUE!	#VALUE!	#VALUE!
2/21/2013	1,502.42	152.61	28.11	(0.0118)	(0.0040)	0.0141	#VALUE!	#VALUE!	#VALUE!	#VALUE!	#VALUE!
2/20/2013	1,511.95	153.29	28.28	(0.0049)	0.0022	0.0284	#VALUE!	#VALUE!	#VALUE!	#VALUE!	#VALUE!
2/19/2013	1,530.94	154.49	28.53	0.0092	0.0127	0.0485	#VALUE!	#VALUE!	#VALUE!	#VALUE!	#VALUE!
2/15/2013	1,519.79	152.83	28.03	0.0012	0.0039	0.0267	#VALUE!	#VALUE!	#VALUE!	#VALUE!	#VALUE!
2/14/2013	1,521.38	152.95	28.03	0.0079	0.0074	0.0260	#VALUE!	#VALUE!	#VALUE!	#VALUE!	#VALUE!
2/13/2013	1,520.33	153.22	27.72	0.0054	0.0111	0.0120	#VALUE!	#VALUE!	#VALUE!	#VALUE!	#VALUE!
2/12/2013	1,519.43	152.95	27.50	0.0054	0.0138	0.0151	#VALUE!	#VALUE!	#VALUE!	#VALUE!	#VALUE!
2/11/2013	1,517.01	152.56	27.21	0.0142	0.0142	0.0142	#VALUE!	#VALUE!	#VALUE!	#VALUE!	#VALUE!
2/8/2013	1,517.93	152.24	27.30	0.0031	0.0039	(0.0015)	#VALUE!	#VALUE!	#VALUE!	#VALUE!	#VALUE!
2/7/2013	1,509.39	151.83	27.32	0.0075	0.0083	0.0164	#VALUE!	#VALUE!	#VALUE!	#VALUE!	#VALUE!
2/6/2013	1,512.12	151.54	27.39	0.0068	0.0098	0.0239	#VALUE!	#VALUE!	#VALUE!	#VALUE!	#VALUE!
2/5/2013	1,511.29	150.86	27.09	0.0023	0.0041	(0.0007)	#VALUE!	#VALUE!	#VALUE!	#VALUE!	#VALUE!
2/4/2013	1,495.71	150.42	26.83	(0.0030)	0.0079	0.0052	#VALUE!	#VALUE!	#VALUE!	#VALUE!	#VALUE!
2/1/2013	1,513.17	151.65	27.34	0.0068	0.0217	0.0333	#VALUE!	#VALUE!	#VALUE!	#VALUE!	#VALUE!
1/31/2013	1,498.11	150.59	26.88	0.0022	0.0187	0.0136	#VALUE!	#VALUE!	#VALUE!	#VALUE!	#VALUE!
1/30/2013	1,501.96	150.07	26.75	0.0048	0.0186	0.0110	#VALUE!	#VALUE!	#VALUE!	#VALUE!	#VALUE!
1/29/2013	1,507.84	150.25	27.11	0.0102	0.0175	0.0273	#VALUE!	#VALUE!	#VALUE!	#VALUE!	#VALUE!
1/28/2013	1,500.18	149.24	26.69	0.0096	0.0216	0.0164	#VALUE!	#VALUE!	#VALUE!	#VALUE!	#VALUE!
1/25/2013	1,502.96	148.44	26.46	0.0149	0.0203	0.0150	#VALUE!	#VALUE!	#VALUE!	#VALUE!	#VALUE!
1/24/2013	1,494.82	147.83	26.52	0.0151	0.0223	0.0291	#VALUE!	#VALUE!	#VALUE!	#VALUE!	#VALUE!
1/23/2013	1,494.81	147.32	26.46	0.0153	0.0108	0.0193	#VALUE!	#VALUE!	#VALUE!	#VALUE!	#VALUE!
1/22/2013	1,492.56	147.67	26.39	0.0149	0.0138	0.0173	#VALUE!	#VALUE!	#VALUE!	#VALUE!	#VALUE!
1/18/2013	1,485.98	146.09	26.26	0.0095	0.0040	0.0163	#VALUE!	#VALUE!	#VALUE!	#VALUE!	#VALUE!
1/17/2013	1,480.94	145.48	26.07	0.0060	0.0032	0.0077	#VALUE!	#VALUE!	#VALUE!	#VALUE!	#VALUE!
1/16/2013	1,472.63	144.59	25.77	0.0079	0.0010	0.0043	#VALUE!	#VALUE!	#VALUE!	#VALUE!	#VALUE!
1/15/2013	1,472.34	145.75	25.96	0.0104	0.0119	0.0133	#VALUE!	#VALUE!	#VALUE!	#VALUE!	#VALUE!
1/14/2013	1,470.68	145.66	25.94	0.0060	0.0069	0.0189	#VALUE!	#VALUE!	#VALUE!	#VALUE!	#VALUE!
1/11/2013	1,472.05	145.51	25.84	0.0038	(0.0052)	0.0153	#VALUE!	#VALUE!	#VALUE!	#VALUE!	#VALUE!
1/10/2013	1,472.12	145.02	25.87	0.0087	(0.0014)	0.0157	#VALUE!	#VALUE!	#VALUE!	#VALUE!	#VALUE!
1/9/2013	1,461.02	144.46	25.66	(0.0010)	(0.0075)	(0.0031)	#VALUE!	#VALUE!	#VALUE!	#VALUE!	#VALUE!
1/8/2013	1,457.15	144.03	25.62	0.0217	0.0155	0.0248	#VALUE!	#VALUE!	#VALUE!	#VALUE!	#VALUE!
1/7/2013	1,461.89</										

Docket No. EL18-  
 Volume 4A  
 Section 6

1/2/2013	1,462.42	145.55	25.74	0.0251	0.0184	0.0280	#VALUE!	#VALUE!	#VALUE!	#VALUE!	#VALUE!
12/31/2012	1,426.19	141.84	25.00	(0.0028)	(0.0115)	(0.0071)	#VALUE!	#VALUE!	#VALUE!	#VALUE!	#VALUE!
12/28/2012	1,402.43	139.79	24.53	(0.0286)	(0.0304)	(0.0258)	#VALUE!	#VALUE!	#VALUE!	#VALUE!	#VALUE!
12/27/2012	1,418.10	140.93	24.72	(0.0123)	(0.0161)	(0.0140)	#VALUE!	#VALUE!	#VALUE!	#VALUE!	#VALUE!
12/26/2012	1,419.83	141.12	24.81	(0.0186)	(0.0210)	(0.0131)	#VALUE!	#VALUE!	#VALUE!	#VALUE!	#VALUE!
12/24/2012	1,426.66	142.92	25.04	(0.0026)	(0.0042)	0.0012	#VALUE!	#VALUE!	#VALUE!	#VALUE!	#VALUE!
12/21/2012	1,430.15	143.50	25.18	0.0117	0.0219	0.0182	#VALUE!	#VALUE!	#VALUE!	#VALUE!	#VALUE!
12/20/2012	1,443.69	144.17	25.18	0.0171	0.0212	0.0157	#VALUE!	#VALUE!	#VALUE!	#VALUE!	#VALUE!
12/19/2012	1,435.81	143.24	25.07	0.0051	0.0079	0.0064	#VALUE!	#VALUE!	#VALUE!	#VALUE!	#VALUE!
12/18/2012	1,446.79	144.14	25.14	0.0133	0.0102	0.0024	#VALUE!	#VALUE!	#VALUE!	#VALUE!	#VALUE!
12/17/2012	1,430.36	143.53	25.01	0.0083	0.0058	0.0032	#VALUE!	#VALUE!	#VALUE!	#VALUE!	#VALUE!
12/14/2012	1,413.58	140.42	24.73	(0.0032)	(0.0135)	0.0028	#VALUE!	#VALUE!	#VALUE!	#VALUE!	#VALUE!
12/13/2012	1,419.45	141.17	24.79	0.0039	(0.0108)	0.0131	#VALUE!	#VALUE!	#VALUE!	#VALUE!	#VALUE!
12/12/2012	1,428.48	142.12	24.91	0.0136	(0.0052)	0.0163	#VALUE!	#VALUE!	#VALUE!	#VALUE!	#VALUE!
12/11/2012	1,427.84	142.69	25.08	0.0148	0.0087	0.0321	#VALUE!	#VALUE!	#VALUE!	#VALUE!	#VALUE!
12/10/2012	1,418.55	142.70	24.93	0.0064	0.0063	0.0188	#VALUE!	#VALUE!	#VALUE!	#VALUE!	#VALUE!
12/7/2012	1,418.07	142.34	24.66	0.0013	0.0002	0.0177	#VALUE!	#VALUE!	#VALUE!	#VALUE!	#VALUE!
12/6/2012	1,413.94	142.71	24.47	(0.0014)	0.0097	0.0112	#VALUE!	#VALUE!	#VALUE!	#VALUE!	#VALUE!
12/5/2012	1,409.28	142.87	24.51	(0.0005)	0.0168	0.0221	#VALUE!	#VALUE!	#VALUE!	#VALUE!	#VALUE!
12/4/2012	1,407.05	141.46	24.30	0.0058	0.0123	0.0167	#VALUE!	#VALUE!	#VALUE!	#VALUE!	#VALUE!
12/3/2012	1,409.46	141.81	24.47	0.0023	0.0180	0.0238	#VALUE!	#VALUE!	#VALUE!	#VALUE!	#VALUE!
11/30/2012	1,416.18	142.31	24.23	0.0050	0.0292	0.0224	#VALUE!	#VALUE!	#VALUE!	#VALUE!	#VALUE!
11/29/2012	1,415.95	141.35	24.20	0.0179	0.0227	0.0228	#VALUE!	#VALUE!	#VALUE!	#VALUE!	#VALUE!
11/28/2012	1,409.93	140.51	23.98	0.0159	0.0154	0.0239	#VALUE!	#VALUE!	#VALUE!	#VALUE!	#VALUE!
11/27/2012	1,398.94	139.73	23.90	0.0087	0.0101	0.0144	#VALUE!	#VALUE!	#VALUE!	#VALUE!	#VALUE!
11/26/2012	1,406.29	139.30	23.90	0.0341	0.0074	0.0240	#VALUE!	#VALUE!	#VALUE!	#VALUE!	#VALUE!
11/23/2012	1,409.15	138.28	23.70	0.0413	0.0117	0.0251	#VALUE!	#VALUE!	#VALUE!	#VALUE!	#VALUE!
11/21/2012	1,391.03	138.22	23.66	0.0262	0.0042	0.0220	#VALUE!	#VALUE!	#VALUE!	#VALUE!	#VALUE!
11/20/2012	1,387.81	138.38	23.42	0.0097	(0.0055)	(0.0026)	#VALUE!	#VALUE!	#VALUE!	#VALUE!	#VALUE!
11/19/2012	1,386.89	138.33	23.56	0.0050	(0.0063)	(0.0084)	#VALUE!	#VALUE!	#VALUE!	#VALUE!	#VALUE!
11/16/2012	1,359.88	138.28	23.34	(0.0145)	(0.0160)	(0.0238)	#VALUE!	#VALUE!	#VALUE!	#VALUE!	#VALUE!
11/15/2012	1,353.33	136.69	23.12	(0.0176)	(0.0243)	(0.0351)	#VALUE!	#VALUE!	#VALUE!	#VALUE!	#VALUE!
11/14/2012	1,355.49	137.64	23.15	(0.0280)	(0.0188)	(0.0374)	#VALUE!	#VALUE!	#VALUE!	#VALUE!	#VALUE!
11/13/2012	1,374.53	139.14	23.48	(0.0377)	(0.0357)	(0.0548)	#VALUE!	#VALUE!	#VALUE!	#VALUE!	#VALUE!
11/12/2012	1,380.03	139.20	23.76	(0.0263)	(0.0298)	(0.0104)	#VALUE!	#VALUE!	#VALUE!	#VALUE!	#VALUE!
11/9/2012	1,379.85	140.53	23.91	(0.0243)	(0.0264)	(0.0025)	#VALUE!	#VALUE!	#VALUE!	#VALUE!	#VALUE!
11/8/2012	1,377.51	140.09	23.96	(0.0351)	(0.0431)	0.0004	#VALUE!	#VALUE!	#VALUE!	#VALUE!	#VALUE!
11/7/2012	1,394.53	140.27	24.05	(0.0125)	(0.0372)	(0.0021)	#VALUE!	#VALUE!	#VALUE!	#VALUE!	#VALUE!
11/6/2012	1,428.39	144.29	24.84	0.0116	(0.0049)	0.0350	#VALUE!	#VALUE!	#VALUE!	#VALUE!	#VALUE!
11/5/2012	1,417.26	143.48	24.01	0.0030	(0.0103)	-	#VALUE!	#VALUE!	#VALUE!	#VALUE!	#VALUE!
11/2/2012	1,414.20	144.35	23.97	0.0039	0.0016	0.0059	#VALUE!	#VALUE!	#VALUE!	#VALUE!	#VALUE!
11/1/2012	1,427.59	146.40	23.95	0.0102	0.0123	(0.0008)	#VALUE!	#VALUE!	#VALUE!	#VALUE!	#VALUE!
10/31/2012	1,412.16	145.68	24.10	(0.0151)	0.0017	0.0092	#VALUE!	#VALUE!	#VALUE!	#VALUE!	#VALUE!
10/26/2012	1,411.94	145.00	24.00	(0.0148)	(0.0050)	0.0071	#VALUE!	#VALUE!	#VALUE!	#VALUE!	#VALUE!
10/25/2012	1,412.97	144.98	24.01	(0.0304)	(0.0137)	(0.0017)	#VALUE!	#VALUE!	#VALUE!	#VALUE!	#VALUE!
10/24/2012	1,408.75	144.12	23.83	(0.0357)	(0.0182)	(0.0173)	#VALUE!	#VALUE!	#VALUE!	#VALUE!	#VALUE!
10/23/2012	1,413.11	144.62	23.97	(0.0287)	(0.0057)	(0.0062)	#VALUE!	#VALUE!	#VALUE!	#VALUE!	#VALUE!
10/22/2012	1,433.82	145.44	23.88	(0.0044)	0.0021	(0.0054)	#VALUE!	#VALUE!	#VALUE!	#VALUE!	#VALUE!
10/19/2012	1,433.19	145.73	23.83	0.0032	0.0127	0.0029	#VALUE!	#VALUE!	#VALUE!	#VALUE!	#VALUE!
10/18/2012	1,457.34	146.99	24.05	0.0171	0.0191	0.0084	#VALUE!	#VALUE!	#VALUE!	#VALUE!	#VALUE!
10/17/2012	1,460.91	146.79	24.25	0.0198	0.0207	0.0172	#VALUE!	#VALUE!	#VALUE!	#VALUE!	#VALUE!
10/16/2012	1,454.92	145.45	24.12	0.0093	0.0065	0.0139	#VALUE!	#VALUE!	#VALUE!	#VALUE!	#VALUE!
10/15/2012	1,440.13	145.13	24.01	(0.0108)	0.0069	0.0029	#VALUE!	#VALUE!	#VALUE!	#VALUE!	#VALUE!
10/12/2012	1,428.59	143.90	23.76	(0.0221)	(0.0011)	(0.0017)	#VALUE!	#VALUE!	#VALUE!	#VALUE!	#VALUE!
10/11/2012	1,432.84	144.24	23.85	(0.0195)	(0.0004)	-	#VALUE!	#VALUE!	#VALUE!	#VALUE!	#VALUE!
10/10/2012	1,432.56	143.81	23.84	(0.0127)	0.0041	0.0029	#VALUE!	#VALUE!	#VALUE!	#VALUE!	#VALUE!
10/9/2012	1,441.48	144.51	23.79	(0.0030)	0.0127	(0.0013)	#VALUE!	#VALUE!	#VALUE!	#VALUE!	#VALUE!
10/8/2012	1,455.88	144.13	23.94	0.0079	0.0142	0.0076	#VALUE!	#VALUE!	#VALUE!	#VALUE!	#VALUE!
10/5/2012	1,460.93	144.06	23.80	0.0141	0.0087	(0.0025)	#VALUE!	#VALUE!	#VALUE!	#VALUE!	#VALUE!
10/4/2012	1,461.40	144.31	23.85	0.0098	0.0098	(0.0112)	#VALUE!	#VALUE!	#VALUE!	#VALUE!	#VALUE!
10/3/2012	1,450.99	143.22	23.77	0.0123	(0.0074)	(0.0071)	#VALUE!	#VALUE!	#VALUE!	#VALUE!	#VALUE!
10/2/2012	1,445.75	142.70	23.82	0.0029	(0.0090)	(0.0050)	#VALUE!	#VALUE!	#VALUE!	#VALUE!	#VALUE!
10/1/2012	1,444.49	142.11	23.76	(0.0085)	(0.0159)	(0.0083)	#VALUE!	#VALUE!	#VALUE!	#VALUE!	#VALUE!
9/28/2012	1,440.67	142.82	23.86	(0.0133)	(0.0005)	(0.0025)	#VALUE!	#VALUE!	#VALUE!	#VALUE!	#VALUE!
9/27/2012	1,447.15	142.91	24.12	(0.0090)	0.0021	0.0092	#VALUE!	#VALUE!	#VALUE!	#VALUE!	#VALUE!
9/26/2012	1,433.32	144.29	23.94	(0.0190)	0.0153	0.0088	#VALUE!	#VALUE!	#VALUE!	#VALUE!	#VALUE!
9/25/2012	1,441.59	144.00	23.94	(0.0121)	0.0152	0.0004	#VALUE!	#VALUE!	#VALUE!	#VALUE!	#VALUE!
9/24/2012	1,456.89	144.40	23.96	(0.0029)	0.0143	0.0114	#VALUE!	#VALUE!	#VALUE!	#VALUE!	#VALUE!
9/21/2012	1,460.15	142.89	23.92	(0.0038)	(0.0010)	0.0093	#VALUE!	#VALUE!	#VALUE!	#VALUE!	#VALUE!
9/20/2012	1,460.26	142.60	23.90	0.0002	(0.0030)	0.0101	#VALUE!	#VALUE!	#VALUE!	#VALUE!	#VALUE!
9/19/2012	1,461.05	142.12	23.73	0.0170	0.0047	0.0158	#VALUE!	#VALUE!	#VALUE!	#VALUE!	#VALUE!
9/18/2012	1,459.32	141.85	23.93	0.0180	(0.0061)	0.0235	#VALUE!	#VALUE!	#VALUE!	#VALUE!	#VALUE!
9/17/2012	1,461.19	142.36	23.69	0.0225	(0.0064)	0.0159	#VALUE!	#VALUE!	#VALUE!	#VALUE!	#VALUE!
9/14/2012	1,465.77	143.03	23.70	0.0194	(0.0036)	0.0220	#VALUE!	#VALUE!	#VALUE!	#VALUE!	#VALUE!
9/13/2012	1,459.99	143.03	23.66	0.0195	(0.0082)	0.0336	#VALUE!	#VALUE!	#VALUE!	#VALUE!	#VALUE!
9/12/2012	1,436.56	141.45	23.36	0.0236	(0.0027)	0.0246	#VALUE!	#VALUE!	#VALUE!	#VALUE!	#VALUE!
9/11/2012	1,433.56	142.72	23.38	0.0204	0.0023	0.0134	#VALUE!	#VALUE!	#VALUE!	#VALUE!	#VALUE!
9/10/2012	1,429.08	143.29	23.32	0.0160	0.0154	0.0300	#VALUE!	#VALUE!	#VALUE!	#VALUE!	#VALUE!
9/7/2012	1,437.92	143.55	23.19	0.0275	0.0147	0.0184	#VALUE!	#VALUE!	#VALUE!	#VALUE!	#VALUE!
9/6/2012	1,432.12	144.22	22.89	0.0153	0.0152	(0.0039)	#VALUE!	#VALUE!	#VALUE!	#VALUE!	#VALUE!
9/5/2012	1,403.44	141.84	22.80	(0.0042)	(0.0004)	(0.0061)	#VALUE!	#VALUE!	#VALUE!	#VALUE!	#VALUE!
9/4/2012	1,404.94	142.39	23.07	(0.0039)	0.0030	0.0004	#VALUE!	#VALUE!	#VALUE!	#VALUE!	#VALUE!
8/31/2012	1,406.58	141.11	22.64	(0.0032)	(0.0036)	(0.0096)	#VALUE!	#VALUE!	#VALUE!	#VALUE!	#VALUE!
8/30/2012	1,399.48	141.46	22.77	(0.0019)	0.0079	0.0066	#VALUE!	#VALUE!	#VALUE!	#VALUE!	#VALUE!
8/29/2012	1,410.49	142.07	22.98	(0.0021)	0.0004	(0.0004)	#VALUE!	#VALUE!	#VALUE!	#VALUE!	#VALUE!
8/28/2012	1,409.30	141.89	22.94	(0.0027)	(0.0063)	(0.0017)	#VALUE!	#VALUE!	#VALUE!	#VALUE!	#VALUE!
8/27/2012	1,410.44	141.96	23.06	(0.0054)	(0.0083)	0.0070	#VALUE!	#VALUE!	#VALUE!	#VALUE!	#VALUE!
8/24/2012	1,411.13	141.62	22.86	(0.0050)	(0.0099)	(0.0104)	#VALUE!	#VALUE!	#VALUE!	#VALUE!	#VALUE!
8/23/2012	1,402.08	140.36	22.62	(0.0095)	(0.0189)	(0.0191)	#VALUE!	#VALUE!	#VALUE!	#VALUE!	#VALUE!
8/22/2012	1,413.49	142.00	22.99	0.0057	(0.0081)	0.0009	#VALUE!	#VALUE!	#VALUE!	#VALUE!	#VALUE!
8/21/2012	1,413.17	142.79	22.98	0.0066	(0.0024)	(0.0065)	#VALUE!	#VALUE!	#VALUE!	#VALUE!	#VALUE!
8/20/2012	1,418.13	143.15	22.90	0.0100	0.0039	(0.0078)	#VALUE!	#VALUE!	#VALUE!	#VALUE!	#VALUE!
8/17/2012	1,418.16	143.03	23.10	0.0087	(0.0024)	(0.0261)	#VALUE!	#VALUE!	#VALUE!	#VALUE!	#VALUE!
8/16/2012	1,415.51	143.07	23.06	0.0091	(0.0019)	(0.0225)	#VALUE!	#VALUE!	#VALUE!	#VALUE!	#VALUE!
8/15/2012	1,405.53	143.16	22.97	0.0024	(0.0051)	(0.0230)	#VALUE!	#VALUE!	#VALUE!	#VALUE!	#VALUE!
8/14/2012	1,403.93	143.13	23.13	0.0018	(0.0031)	(0.0115)	#VALUE!	#VALUE!	#VALUE!	#VALUE!	#VALUE!
8/13/2012	1,404.11	142.60	23.08	0.0071	(0.0160)	(0.0111)	#VALUE!	#VALUE!	#VALUE!	#VALUE!	#VALUE!
8/10/2012	1,405.87	143.38	23.72	0.0107	(0.0103)	0.0158	#VALUE!	#VALUE!	#VALUE!	#VALUE!	#VALUE!
8/9/2012	1,402.80	143.33	23.59	0.0277	0.0028	0.0257	#VALUE!	#VALUE!	#VALUE!	#VALUE!	#VALUE!
8/8/2012	1,402.22	143.90	23.51	0.0197	0.0116	0.0173	#VALUE!	#VALUE!	#VALUE!	#VALUE!	#VALUE!
8/7/2012	1,401.35	143.57	23.40	0.0160	0.0004	(0.0030)	#VALUE!	#VALUE!	#VALUE!	#VALUE!	#VALUE!
8/6/2012	1,394.23	144.92	23.34	0.0064	(0.0027)	(0.0185)	#VALUE!	#VALUE!	#VALUE!	#VALUE!	#VALUE!
8/3/2012	1,390.99	144.88	23.35	0.0036	0.0032	(0.0098)	#VALUE!	#VALUE!	#VALUE!	#VALUE!	#VALUE!
8/2/2012	1,365.00	142.93	23.00	0.0037	(0.0005)	(0.0065)	#VALUE!	#VALUE!	#VALUE!	#VALUE!	#VALUE!
8/1/2012	1,375.14	142.25	23.11	0.0278	0.0060	0.0013	#VALUE!	#VALUE!	#VALUE!	#VALUE!	#VALUE!
7/31/2012	1,379.32	143.52	23.47	0.0306	0.0129	0.0213	#VALUE				



Docket No. EL18-  
Volume 4A  
Section 6

7/25/2012	1,337.89	141.40	23.08	(0.0254)	(0.0229)	(0.0327)	#VALUE!	#VALUE!	#VALUE!	#VALUE!	#VALUE!
7/24/2012	1,338.31	141.69	22.98	(0.0186)	(0.0129)	(0.0340)	#VALUE!	#VALUE!	#VALUE!	#VALUE!	#VALUE!
7/23/2012	1,350.52	143.63	23.22	(0.0023)	0.0052	(0.0186)	#VALUE!	#VALUE!	#VALUE!	#VALUE!	#VALUE!
7/20/2012	1,362.86	144.97	23.67	0.0043	0.0091	(0.0105)	#VALUE!	#VALUE!	#VALUE!	#VALUE!	#VALUE!
7/19/2012	1,376.51	144.33	23.91	0.0313	0.0186	0.0201	#VALUE!	#VALUE!	#VALUE!	#VALUE!	#VALUE!
7/18/2012	1,372.78	144.72	23.86	0.0234	0.0224	0.0201	#VALUE!	#VALUE!	#VALUE!	#VALUE!	#VALUE!
7/17/2012	1,363.67	143.54	23.79	0.0165	0.0184	0.0348	#VALUE!	#VALUE!	#VALUE!	#VALUE!	#VALUE!
7/16/2012	1,353.64	142.88	23.66	0.0009	0.0130	0.0265	#VALUE!	#VALUE!	#VALUE!	#VALUE!	#VALUE!
7/13/2012	1,356.78	143.66	23.92	0.0016	0.0155	0.0395	#VALUE!	#VALUE!	#VALUE!	#VALUE!	#VALUE!
7/12/2012	1,334.76	141.68	23.44	(0.0240)	(0.0028)	0.0156	#VALUE!	#VALUE!	#VALUE!	#VALUE!	#VALUE!
7/11/2012	1,341.45	141.55	23.39	(0.0237)	(0.0095)	0.0095	#VALUE!	#VALUE!	#VALUE!	#VALUE!	#VALUE!
7/10/2012	1,341.47	140.95	22.99	(0.0176)	(0.0136)	(0.0073)	#VALUE!	#VALUE!	#VALUE!	#VALUE!	#VALUE!
7/9/2012	1,352.46	141.05	23.05	(0.0071)	(0.0009)	0.0105	#VALUE!	#VALUE!	#VALUE!	#VALUE!	#VALUE!
7/6/2012	1,354.68	141.47	23.01	0.0193	0.0072	0.0195	#VALUE!	#VALUE!	#VALUE!	#VALUE!	#VALUE!
7/5/2012	1,367.58	142.08	23.08	0.0268	0.0179	0.0240	#VALUE!	#VALUE!	#VALUE!	#VALUE!	#VALUE!
7/3/2012	1,374.02	142.91	23.17	0.0409	0.0351	0.0456	#VALUE!	#VALUE!	#VALUE!	#VALUE!	#VALUE!
7/2/2012	1,365.51	142.88	23.16	0.0394	0.0347	0.0409	#VALUE!	#VALUE!	#VALUE!	#VALUE!	#VALUE!
6/29/2012	1,362.16	141.18	22.81	0.0203	0.0155	0.0169	#VALUE!	#VALUE!	#VALUE!	#VALUE!	#VALUE!
6/28/2012	1,329.04	140.45	22.57	0.0027	0.0106	0.0126	#VALUE!	#VALUE!	#VALUE!	#VALUE!	#VALUE!
6/27/2012	1,331.85	139.59	22.54	(0.0176)	(0.0094)	(0.0044)	#VALUE!	#VALUE!	#VALUE!	#VALUE!	#VALUE!
6/26/2012	1,319.99	138.06	22.16	(0.0280)	(0.0283)	(0.0315)	#VALUE!	#VALUE!	#VALUE!	#VALUE!	#VALUE!
6/25/2012	1,313.72	138.10	22.25	(0.0231)	(0.0284)	(0.0031)	#VALUE!	#VALUE!	#VALUE!	#VALUE!	#VALUE!
6/22/2012	1,335.02	139.03	22.43	(0.0058)	(0.0159)	0.0049	#VALUE!	#VALUE!	#VALUE!	#VALUE!	#VALUE!
6/21/2012	1,325.51	138.97	22.29	(0.0027)	(0.0111)	(0.0031)	#VALUE!	#VALUE!	#VALUE!	#VALUE!	#VALUE!
6/20/2012	1,355.69	140.91	22.64	0.0310	0.0071	0.0152	#VALUE!	#VALUE!	#VALUE!	#VALUE!	#VALUE!
6/19/2012	1,357.98	142.09	22.88	0.0255	0.0133	0.0376	#VALUE!	#VALUE!	#VALUE!	#VALUE!	#VALUE!
6/18/2012	1,344.78	142.14	22.32	0.0274	0.0164	0.0178	#VALUE!	#VALUE!	#VALUE!	#VALUE!	#VALUE!
6/15/2012	1,342.84	141.28	22.32	0.0130	0.0079	0.0045	#VALUE!	#VALUE!	#VALUE!	#VALUE!	#VALUE!
6/14/2012	1,329.10	140.53	22.36	0.0107	0.0061	0.0036	#VALUE!	#VALUE!	#VALUE!	#VALUE!	#VALUE!
6/13/2012	1,314.88	139.91	22.30	(0.0002)	0.0018	0.0050	#VALUE!	#VALUE!	#VALUE!	#VALUE!	#VALUE!
6/12/2012	1,324.18	140.22	22.05	0.0301	0.0173	0.0175	#VALUE!	#VALUE!	#VALUE!	#VALUE!	#VALUE!
6/11/2012	1,308.93	139.84	21.93	0.0241	0.0228	0.0248	#VALUE!	#VALUE!	#VALUE!	#VALUE!	#VALUE!
6/8/2012	1,325.66	140.18	22.22	0.0373	0.0257	0.0452	#VALUE!	#VALUE!	#VALUE!	#VALUE!	#VALUE!
6/7/2012	1,314.99	139.68	22.28	0.0036	0.0173	0.0544	#VALUE!	#VALUE!	#VALUE!	#VALUE!	#VALUE!
6/6/2012	1,315.13	139.67	22.19	0.0014	0.0247	0.0567	#VALUE!	#VALUE!	#VALUE!	#VALUE!	#VALUE!
6/5/2012	1,285.50	137.83	21.67	(0.0352)	0.0021	0.0183	#VALUE!	#VALUE!	#VALUE!	#VALUE!	#VALUE!
6/4/2012	1,278.18	136.72	21.40	(0.0301)	(0.0020)	0.0118	#VALUE!	#VALUE!	#VALUE!	#VALUE!	#VALUE!
6/1/2012	1,278.04	136.68	21.26	(0.0323)	0.0008	0.0057	#VALUE!	#VALUE!	#VALUE!	#VALUE!	#VALUE!
5/31/2012	1,310.33	137.31	21.13	(0.0065)	0.0130	0.0005	#VALUE!	#VALUE!	#VALUE!	#VALUE!	#VALUE!
5/30/2012	1,313.32	136.30	21.00	(0.0025)	(0.0026)	(0.0076)	#VALUE!	#VALUE!	#VALUE!	#VALUE!	#VALUE!
5/29/2012	1,332.42	137.55	21.28	0.0125	0.0140	0.0014	#VALUE!	#VALUE!	#VALUE!	#VALUE!	#VALUE!
5/25/2012	1,317.82	136.99	21.15	0.0174	0.0175	0.0024	#VALUE!	#VALUE!	#VALUE!	#VALUE!	#VALUE!
5/24/2012	1,320.68	136.57	21.14	0.0121	0.0088	(0.0084)	#VALUE!	#VALUE!	#VALUE!	#VALUE!	#VALUE!
5/23/2012	1,318.86	135.55	21.12	(0.0045)	(0.0116)	(0.0218)	#VALUE!	#VALUE!	#VALUE!	#VALUE!	#VALUE!
5/22/2012	1,316.63	136.65	21.16	(0.0105)	(0.0041)	(0.0131)	#VALUE!	#VALUE!	#VALUE!	#VALUE!	#VALUE!
5/21/2012	1,315.99	135.65	21.25	(0.0167)	(0.0149)	(0.0116)	#VALUE!	#VALUE!	#VALUE!	#VALUE!	#VALUE!
5/18/2012	1,295.22	134.63	21.10	(0.0430)	(0.0223)	(0.0191)	#VALUE!	#VALUE!	#VALUE!	#VALUE!	#VALUE!
5/17/2012	1,304.86	135.38	21.32	(0.0391)	(0.0193)	(0.0300)	#VALUE!	#VALUE!	#VALUE!	#VALUE!	#VALUE!
5/16/2012	1,324.80	137.14	21.59	(0.0220)	0.0016	(0.0114)	#VALUE!	#VALUE!	#VALUE!	#VALUE!	#VALUE!
5/15/2012	1,330.66	137.22	21.44	(0.0242)	(0.0008)	(0.0259)	#VALUE!	#VALUE!	#VALUE!	#VALUE!	#VALUE!
5/14/2012	1,338.35	137.69	21.50	(0.0228)	0.0087	0.0014	#VALUE!	#VALUE!	#VALUE!	#VALUE!	#VALUE!
5/11/2012	1,353.39	137.71	21.51	(0.0115)	0.0020	0.0047	#VALUE!	#VALUE!	#VALUE!	#VALUE!	#VALUE!
5/10/2012	1,357.99	138.05	21.98	(0.0241)	(0.0019)	0.0167	#VALUE!	#VALUE!	#VALUE!	#VALUE!	#VALUE!
5/9/2012	1,354.58	136.92	21.84	(0.0340)	(0.0105)	0.0028	#VALUE!	#VALUE!	#VALUE!	#VALUE!	#VALUE!
5/8/2012	1,363.72	137.33	22.01	(0.0299)	(0.0157)	0.0050	#VALUE!	#VALUE!	#VALUE!	#VALUE!	#VALUE!
5/7/2012	1,369.58	136.50	21.47	(0.0203)	(0.0212)	(0.0223)	#VALUE!	#VALUE!	#VALUE!	#VALUE!	#VALUE!
5/4/2012	1,369.10	137.44	21.41	(0.0244)	(0.0139)	(0.0246)	#VALUE!	#VALUE!	#VALUE!	#VALUE!	#VALUE!
5/3/2012	1,391.57	138.31	21.62	(0.0060)	(0.0021)	(0.0132)	#VALUE!	#VALUE!	#VALUE!	#VALUE!	#VALUE!
5/2/2012	1,402.31	138.37	21.78	0.0083	0.0011	(0.0037)	#VALUE!	#VALUE!	#VALUE!	#VALUE!	#VALUE!
5/1/2012	1,405.82	139.52	21.90	0.0247	0.0186	0.0144	#VALUE!	#VALUE!	#VALUE!	#VALUE!	#VALUE!
4/30/2012	1,397.91	139.45	21.96	0.0227	0.0295	0.0310	#VALUE!	#VALUE!	#VALUE!	#VALUE!	#VALUE!
4/27/2012	1,403.36	139.38	21.95	0.0180	0.0218	0.0125	#VALUE!	#VALUE!	#VALUE!	#VALUE!	#VALUE!
4/26/2012	1,399.98	138.60	21.91	0.0167	0.0280	0.0301	#VALUE!	#VALUE!	#VALUE!	#VALUE!	#VALUE!
4/25/2012	1,390.69	138.22	21.86	0.0040	0.0218	0.0177	#VALUE!	#VALUE!	#VALUE!	#VALUE!	#VALUE!
4/24/2012	1,371.97	136.98	21.59	(0.0135)	0.0057	(0.0083)	#VALUE!	#VALUE!	#VALUE!	#VALUE!	#VALUE!
4/23/2012	1,366.94	135.46	21.30	(0.0019)	0.0036	(0.0065)	#VALUE!	#VALUE!	#VALUE!	#VALUE!	#VALUE!
4/20/2012	1,378.53	136.40	21.68	0.0060	0.0201	0.0236	#VALUE!	#VALUE!	#VALUE!	#VALUE!	#VALUE!
4/19/2012	1,376.92	134.83	21.27	(0.0077)	0.0048	(0.0070)	#VALUE!	#VALUE!	#VALUE!	#VALUE!	#VALUE!
4/18/2012	1,385.14	135.28	21.48	0.0120	0.0150	0.0137	#VALUE!	#VALUE!	#VALUE!	#VALUE!	#VALUE!
4/17/2012	1,390.78	136.20	21.77	0.0237	0.0227	0.0264	#VALUE!	#VALUE!	#VALUE!	#VALUE!	#VALUE!
4/16/2012	1,369.57	134.97	21.44	(0.0091)	(0.0033)	(0.0083)	#VALUE!	#VALUE!	#VALUE!	#VALUE!	#VALUE!
4/13/2012	1,370.26	133.71	21.18	(0.0199)	(0.0159)	(0.0302)	#VALUE!	#VALUE!	#VALUE!	#VALUE!	#VALUE!
4/12/2012	1,387.57	134.18	21.42	(0.0081)	(0.0233)	(0.0197)	#VALUE!	#VALUE!	#VALUE!	#VALUE!	#VALUE!
4/11/2012	1,368.71	133.28	21.19	(0.0316)	(0.0368)	(0.0386)	#VALUE!	#VALUE!	#VALUE!	#VALUE!	#VALUE!
4/10/2012	1,358.59	133.17	21.21	(0.0426)	(0.0372)	(0.0459)	#VALUE!	#VALUE!	#VALUE!	#VALUE!	#VALUE!
4/9/2012	1,362.20	135.42	21.62	(0.0186)	(0.0161)	(0.0037)	#VALUE!	#VALUE!	#VALUE!	#VALUE!	#VALUE!
4/5/2012	1,398.08	135.88	21.84	(0.0037)	(0.0140)	0.0055	#VALUE!	#VALUE!	#VALUE!	#VALUE!	#VALUE!
4/4/2012	1,398.96	137.38	21.85	(0.0047)	0.0034	(0.0122)	#VALUE!	#VALUE!	#VALUE!	#VALUE!	#VALUE!
4/3/2012	1,413.38	138.37	22.04	0.0006	0.0050	(0.0125)	#VALUE!	#VALUE!	#VALUE!	#VALUE!	#VALUE!
4/2/2012	1,419.04	138.32	22.23	0.0018	0.0070	(0.0018)	#VALUE!	#VALUE!	#VALUE!	#VALUE!	#VALUE!
3/30/2012	1,408.47	137.64	21.70	0.0081	0.0158	0.0037	#VALUE!	#VALUE!	#VALUE!	#VALUE!	#VALUE!
3/29/2012	1,403.28	137.81	21.72	0.0075	0.0210	0.0116	#VALUE!	#VALUE!	#VALUE!	#VALUE!	#VALUE!
3/28/2012	1,405.54	136.91	22.12	0.0019	0.0097	0.0241	#VALUE!	#VALUE!	#VALUE!	#VALUE!	#VALUE!
3/27/2012	1,412.52	137.69	22.32	0.0050	0.0120	0.0305	#VALUE!	#VALUE!	#VALUE!	#VALUE!	#VALUE!
3/26/2012	1,416.51	137.36	22.27	0.0048	0.0081	0.0192	#VALUE!	#VALUE!	#VALUE!	#VALUE!	#VALUE!
3/23/2012	1,397.11	135.51	21.62	(0.0050)	(0.0070)	(0.0132)	#VALUE!	#VALUE!	#VALUE!	#VALUE!	#VALUE!
3/22/2012	1,392.78	134.97	21.47	(0.0070)	(0.0133)	(0.0169)	#VALUE!	#VALUE!	#VALUE!	#VALUE!	#VALUE!
3/21/2012	1,402.89	135.60	21.60	0.0062	(0.0077)	0.0019	#VALUE!	#VALUE!	#VALUE!	#VALUE!	#VALUE!
3/20/2012	1,405.52	136.06	21.66	0.0069	(0.0201)	(0.0105)	#VALUE!	#VALUE!	#VALUE!	#VALUE!	#VALUE!
3/19/2012	1,409.75	136.26	21.85	0.0282	(0.0147)	0.0028	#VALUE!	#VALUE!	#VALUE!	#VALUE!	#VALUE!
3/16/2012	1,404.17	136.46	21.91	0.0243	(0.0072)	0.0129	#VALUE!	#VALUE!	#VALUE!	#VALUE!	#VALUE!
3/15/2012	1,402.60	136.80	21.84	0.0269	0.0028	0.0230	#VALUE!	#VALUE!	#VALUE!	#VALUE!	#VALUE!
3/14/2012	1,394.28	136.65	21.56	0.0308	0.0063	0.0132	#VALUE!	#VALUE!	#VALUE!	#VALUE!	#VALUE!
3/13/2012	1,395.95	138.85	21.89	0.0391	0.0282	0.0424	#VALUE!	#VALUE!	#VALUE!	#VALUE!	#VALUE!
3/12/2012	1,371.09	138.30	21.79	0.0050	0.0198	0.0264	#VALUE!	#VALUE!	#VALUE!	#VALUE!	#VALUE!
3/9/2012	1,370.87	137.44	21.63	0.0009	0.0164	0.0320	#VALUE!	#VALUE!	#VALUE!	#VALUE!	#VALUE!
3/8/2012	1,365.91	136.41	21.35	(0.0060)	0.0058	0.0090	#VALUE!	#VALUE!	#VALUE!	#VALUE!	#VALUE!
3/7/2012	1,352.63	135.80	21.28	(0.0096)	0.0007	0.0019	#VALUE!	#VALUE!	#VALUE!	#VALUE!	#VALUE!
3/6/2012	1,343.36	135.03	21.00	(0.0210)	(0.0057)	(0.0251)	#VALUE!	#VALUE!	#VALUE!	#VALUE!	#VALUE!
3/5/2012	1,364.34	135.61	21.23	(0.0024)	(0.0111)	(0.0217)	#VALUE!	#VALUE!	#VALUE!	#VALUE!	#VALUE!
3/2/2012	1,369.63	135.22	20.96	0.0028	(0.0186)	(0.0390)	#VALUE!	#VALUE!	#VALUE!	#VALUE!	#VALUE!
3/1/2012	1,374.09	135.63	21.16	0.0078	(0.0124)	(0.0338)	#VALUE!	#VALUE!	#VALUE!	#VALUE!	#VALUE!
2/29/2012	1,365.68	135.70	21.24	0.0059	(0.0085)	(0.0212)	#VALUE!	#VALUE!	#VALUE!	#VALUE!	#VALUE!
2/28/2012	1,372.18	135.81	21.54	0.0073	(0.0081)	(0.0074)	#VALUE!	#VALUE!	#VALUE!	#VALUE!	#VALUE!
2/27/2012	1,367.59	137.14	21.70	0.0047	(0.0057)	(0.0136)	#VALUE!	#VALUE!	#VALUE!	#VALUE!	#VALUE!
2/24/2012	1,365.74	137.79	21.81	0.0057	(0.0036)	(0.0014)	#VALUE!	#VALUE!	#VALUE!	#VALUE!	#VALUE!
2/23/2012	1,3										

Docket No. EL18-  
 Volume 4A  
 Section 6

2/17/2012	1,361.23	137.93	22.00	0.0138	(0.0001)	(0.0086)	#VALUE!	#VALUE!	#VALUE!	#VALUE!	#VALUE!
2/16/2012	1,358.04	138.28	21.84	0.0045	(0.0051)	(0.0233)	#VALUE!	#VALUE!	#VALUE!	#VALUE!	#VALUE!
2/15/2012	1,343.23	136.92	21.45	(0.0050)	(0.0146)	(0.0445)	#VALUE!	#VALUE!	#VALUE!	#VALUE!	#VALUE!
2/14/2012	1,350.50	137.43	21.70	0.0026	(0.0134)	(0.0114)	#VALUE!	#VALUE!	#VALUE!	#VALUE!	#VALUE!
2/13/2012	1,351.77	137.96	21.82	0.0055	(0.0045)	(0.0206)	#VALUE!	#VALUE!	#VALUE!	#VALUE!	#VALUE!
2/10/2012	1,342.64	137.94	22.19	(0.0017)	(0.0059)	(0.0116)	#VALUE!	#VALUE!	#VALUE!	#VALUE!	#VALUE!
2/9/2012	1,351.95	138.98	22.36	0.0199	0.0069	0.0122	#VALUE!	#VALUE!	#VALUE!	#VALUE!	#VALUE!
2/8/2012	1,349.96	138.94	22.45	0.0195	(0.0015)	0.0168	#VALUE!	#VALUE!	#VALUE!	#VALUE!	#VALUE!
2/7/2012	1,347.05	139.29	21.95	0.0264	0.0123	(0.0063)	#VALUE!	#VALUE!	#VALUE!	#VALUE!	#VALUE!
2/6/2012	1,344.33	138.59	22.28	0.0239	0.0146	(0.0062)	#VALUE!	#VALUE!	#VALUE!	#VALUE!	#VALUE!
2/3/2012	1,344.90	138.76	22.45	0.0217	0.0034	(0.0009)	#VALUE!	#VALUE!	#VALUE!	#VALUE!	#VALUE!
2/2/2012	1,325.54	138.03	22.09	0.0054	(0.0106)	(0.0045)	#VALUE!	#VALUE!	#VALUE!	#VALUE!	#VALUE!
2/1/2012	1,324.09	139.16	22.08	(0.0015)	0.0001	0.0036	#VALUE!	#VALUE!	#VALUE!	#VALUE!	#VALUE!
1/31/2012	1,312.41	137.61	22.09	(0.0017)	(0.0039)	0.0050	#VALUE!	#VALUE!	#VALUE!	#VALUE!	#VALUE!
1/30/2012	1,313.01	136.59	22.42	(0.0023)	(0.0157)	0.0196	#VALUE!	#VALUE!	#VALUE!	#VALUE!	#VALUE!
1/27/2012	1,316.33	138.29	22.47	0.0007	(0.0055)	0.0214	#VALUE!	#VALUE!	#VALUE!	#VALUE!	#VALUE!
1/26/2012	1,318.43	139.52	22.19	0.0030	0.0067	0.0249	#VALUE!	#VALUE!	#VALUE!	#VALUE!	#VALUE!
1/25/2012	1,326.05	139.15	22.00	0.0138	(0.0033)	0.0032	#VALUE!	#VALUE!	#VALUE!	#VALUE!	#VALUE!
1/24/2012	1,314.65	138.14	21.98	0.0162	(0.0076)	0.0059	#VALUE!	#VALUE!	#VALUE!	#VALUE!	#VALUE!
1/23/2012	1,316.00	138.78	21.99	0.0209	(0.0012)	(0.0045)	#VALUE!	#VALUE!	#VALUE!	#VALUE!	#VALUE!
1/20/2012	1,315.38	139.05	22.00	0.0153	(0.0039)	(0.0143)	#VALUE!	#VALUE!	#VALUE!	#VALUE!	#VALUE!
1/19/2012	1,314.50	138.59	21.65	0.0170	(0.0089)	(0.0265)	#VALUE!	#VALUE!	#VALUE!	#VALUE!	#VALUE!
1/18/2012	1,308.04	139.60	21.93	0.0124	(0.0055)	(0.0072)	#VALUE!	#VALUE!	#VALUE!	#VALUE!	#VALUE!
1/17/2012	1,293.67	139.19	21.85	0.0101	(0.0031)	(0.0100)	#VALUE!	#VALUE!	#VALUE!	#VALUE!	#VALUE!
1/13/2012	1,289.09	138.94	22.09	0.0088	(0.0014)	(0.0009)	#VALUE!	#VALUE!	#VALUE!	#VALUE!	#VALUE!
1/12/2012	1,295.50	139.60	22.32	0.0113	(0.0035)	0.0022	#VALUE!	#VALUE!	#VALUE!	#VALUE!	#VALUE!
1/11/2012	1,292.48	139.83	22.24	0.0119	0.0029	0.0014	#VALUE!	#VALUE!	#VALUE!	#VALUE!	#VALUE!
1/10/2012	1,292.08	140.38	22.09	0.0118	0.0040	(0.0067)	#VALUE!	#VALUE!	#VALUE!	#VALUE!	#VALUE!
1/9/2012	1,280.70	139.63	22.07	0.0184	(0.0169)	0.0023	#VALUE!	#VALUE!	#VALUE!	#VALUE!	#VALUE!
1/6/2012	1,277.81	139.14	22.11	0.0117	(0.0267)	0.0027	#VALUE!	#VALUE!	#VALUE!	#VALUE!	#VALUE!
1/5/2012	1,281.06	140.09	22.27	0.0251	(0.0111)	0.0150	#VALUE!	#VALUE!	#VALUE!	#VALUE!	#VALUE!
1/4/2012	1,277.30	139.42	22.21	0.0094	(0.0245)	0.0014	#VALUE!	#VALUE!	#VALUE!	#VALUE!	#VALUE!
1/3/2012	1,277.06	139.82	22.24	0.0093	(0.0133)	0.0183	#VALUE!	#VALUE!	#VALUE!	#VALUE!	#VALUE!
12/30/2011	1,257.60	142.04	22.02	0.0029	0.0117	0.0059	#VALUE!	#VALUE!	#VALUE!	#VALUE!	#VALUE!
12/29/2011	1,263.02	142.96	22.05	0.0155	0.0186	0.0101	#VALUE!	#VALUE!	#VALUE!	#VALUE!	#VALUE!
12/28/2011	1,249.64	141.65	21.94	0.0067	0.0211	0.0111	#VALUE!	#VALUE!	#VALUE!	#VALUE!	#VALUE!
12/27/2011	1,265.43	142.92	22.18	0.0498	0.0604	0.0602	#VALUE!	#VALUE!	#VALUE!	#VALUE!	#VALUE!
12/23/2011	1,265.33	141.71	21.84	0.0374	0.0416	0.0326	#VALUE!	#VALUE!	#VALUE!	#VALUE!	#VALUE!
12/22/2011	1,254.00	140.40	21.89	0.0315	0.0355	0.0330	#VALUE!	#VALUE!	#VALUE!	#VALUE!	#VALUE!
12/21/2011	1,243.72	140.35	21.83	0.0263	0.0487	0.0420	#VALUE!	#VALUE!	#VALUE!	#VALUE!	#VALUE!
12/20/2011	1,241.30	138.73	21.70	0.0127	0.0269	0.0188	#VALUE!	#VALUE!	#VALUE!	#VALUE!	#VALUE!
12/19/2011	1,205.35	134.78	20.92	(0.0252)	0.0008	(0.0201)	#VALUE!	#VALUE!	#VALUE!	#VALUE!	#VALUE!
12/16/2011	1,219.66	136.05	21.15	(0.0283)	0.0037	(0.0167)	#VALUE!	#VALUE!	#VALUE!	#VALUE!	#VALUE!
12/15/2011	1,215.75	135.58	21.19	(0.0151)	0.0111	0.0119	#VALUE!	#VALUE!	#VALUE!	#VALUE!	#VALUE!
12/14/2011	1,211.82	133.84	20.95	(0.0390)	(0.0154)	(0.0287)	#VALUE!	#VALUE!	#VALUE!	#VALUE!	#VALUE!
12/13/2011	1,225.73	135.10	21.30	(0.0260)	(0.0097)	(0.0088)	#VALUE!	#VALUE!	#VALUE!	#VALUE!	#VALUE!
12/12/2011	1,236.47	134.67	21.35	(0.0164)	(0.0121)	(0.0093)	#VALUE!	#VALUE!	#VALUE!	#VALUE!	#VALUE!
12/9/2011	1,255.19	135.55	21.51	0.0088	0.0009	0.0161	#VALUE!	#VALUE!	#VALUE!	#VALUE!	#VALUE!
12/8/2011	1,234.35	134.09	20.94	(0.0082)	(0.0179)	(0.0169)	#VALUE!	#VALUE!	#VALUE!	#VALUE!	#VALUE!
12/7/2011	1,261.01	135.93	21.57	0.0113	(0.0079)	(0.0051)	#VALUE!	#VALUE!	#VALUE!	#VALUE!	#VALUE!
12/6/2011	1,258.47	136.43	21.49	0.0529	0.0325	0.0407	#VALUE!	#VALUE!	#VALUE!	#VALUE!	#VALUE!
12/5/2011	1,257.08	136.32	21.55	0.0541	0.0442	0.0543	#VALUE!	#VALUE!	#VALUE!	#VALUE!	#VALUE!
12/2/2011	1,244.28	135.43	21.17	0.0739	0.0545	0.0763	#VALUE!	#VALUE!	#VALUE!	#VALUE!	#VALUE!
12/1/2011	1,244.58	136.53	21.30	0.0713	0.0611	0.0666	#VALUE!	#VALUE!	#VALUE!	#VALUE!	#VALUE!
11/30/2011	1,246.96	137.02	21.68	0.0496	0.0479	0.0749	#VALUE!	#VALUE!	#VALUE!	#VALUE!	#VALUE!
11/29/2011	1,195.19	132.14	20.65	0.0019	0.0009	0.0083	#VALUE!	#VALUE!	#VALUE!	#VALUE!	#VALUE!
11/28/2011	1,192.55	130.54	20.44	(0.0190)	(0.0266)	(0.0073)	#VALUE!	#VALUE!	#VALUE!	#VALUE!	#VALUE!
11/25/2011	1,158.67	128.43	19.67	(0.0472)	(0.0379)	(0.0353)	#VALUE!	#VALUE!	#VALUE!	#VALUE!	#VALUE!
11/23/2011	1,161.79	128.67	19.97	(0.0607)	(0.0420)	(0.0306)	#VALUE!	#VALUE!	#VALUE!	#VALUE!	#VALUE!
11/22/2011	1,188.04	130.76	20.17	(0.0555)	(0.0386)	(0.0213)	#VALUE!	#VALUE!	#VALUE!	#VALUE!	#VALUE!
11/21/2011	1,192.98	132.02	20.48	(0.0470)	(0.0214)	0.0194	#VALUE!	#VALUE!	#VALUE!	#VALUE!	#VALUE!
11/18/2011	1,215.65	134.10	20.59	(0.0381)	(0.0229)	0.0049	#VALUE!	#VALUE!	#VALUE!	#VALUE!	#VALUE!
11/17/2011	1,216.13	133.50	20.39	(0.0190)	(0.0066)	(0.0010)	#VALUE!	#VALUE!	#VALUE!	#VALUE!	#VALUE!
11/16/2011	1,236.91	134.32	20.60	0.0064	0.0049	0.0039	#VALUE!	#VALUE!	#VALUE!	#VALUE!	#VALUE!
11/15/2011	1,257.81	136.01	20.61	(0.0142)	(0.0090)	(0.0010)	#VALUE!	#VALUE!	#VALUE!	#VALUE!	#VALUE!
11/14/2011	1,251.78	134.90	20.09	(0.0074)	(0.0031)	(0.0243)	#VALUE!	#VALUE!	#VALUE!	#VALUE!	#VALUE!
11/11/2011	1,263.85	137.24	20.49	0.0085	0.0146	0.0255	#VALUE!	#VALUE!	#VALUE!	#VALUE!	#VALUE!
11/10/2011	1,239.69	134.38	20.41	(0.0170)	(0.0090)	0.0282	#VALUE!	#VALUE!	#VALUE!	#VALUE!	#VALUE!
11/9/2011	1,229.10	133.67	20.52	(0.0071)	0.0083	0.0534	#VALUE!	#VALUE!	#VALUE!	#VALUE!	#VALUE!
11/8/2011	1,275.92	137.25	20.63	0.0473	0.0592	0.0881	#VALUE!	#VALUE!	#VALUE!	#VALUE!	#VALUE!
11/7/2011	1,261.12	135.33	20.59	0.0062	0.0133	0.0608	#VALUE!	#VALUE!	#VALUE!	#VALUE!	#VALUE!
11/4/2011	1,253.23	135.26	19.98	(0.0248)	0.0015	(0.0094)	#VALUE!	#VALUE!	#VALUE!	#VALUE!	#VALUE!
11/3/2011	1,261.15	135.60	19.85	(0.0182)	(0.0050)	(0.0289)	#VALUE!	#VALUE!	#VALUE!	#VALUE!	#VALUE!
11/2/2011	1,237.90	132.56	19.48	(0.0033)	(0.0031)	(0.0172)	#VALUE!	#VALUE!	#VALUE!	#VALUE!	#VALUE!
11/1/2011	1,218.28	129.58	18.96	(0.0088)	(0.0191)	(0.0400)	#VALUE!	#VALUE!	#VALUE!	#VALUE!	#VALUE!
10/31/2011	1,253.30	133.55	19.41	(0.0007)	(0.0095)	(0.0358)	#VALUE!	#VALUE!	#VALUE!	#VALUE!	#VALUE!
10/28/2011	1,285.09	135.06	20.17	0.0378	0.0086	0.0280	#VALUE!	#VALUE!	#VALUE!	#VALUE!	#VALUE!
10/27/2011	1,284.59	136.29	20.44	0.0569	0.0341	0.0613	#VALUE!	#VALUE!	#VALUE!	#VALUE!	#VALUE!
10/26/2011	1,242.00	132.97	19.82	0.0265	0.0144	0.0275	#VALUE!	#VALUE!	#VALUE!	#VALUE!	#VALUE!
10/25/2011	1,229.05	132.10	19.75	0.0030	0.0060	0.0113	#VALUE!	#VALUE!	#VALUE!	#VALUE!	#VALUE!
10/24/2011	1,254.19	134.83	20.13	0.0444	0.0396	0.0634	#VALUE!	#VALUE!	#VALUE!	#VALUE!	#VALUE!
10/21/2011	1,238.25	133.92	19.62	0.0112	0.0250	0.0051	#VALUE!	#VALUE!	#VALUE!	#VALUE!	#VALUE!
10/20/2011	1,215.39	131.79	19.26	0.0097	0.0250	0.0031	#VALUE!	#VALUE!	#VALUE!	#VALUE!	#VALUE!
10/19/2011	1,209.88	131.08	19.29	0.0022	0.0221	0.0042	#VALUE!	#VALUE!	#VALUE!	#VALUE!	#VALUE!
10/18/2011	1,225.38	131.31	19.53	0.0250	0.0270	0.0172	#VALUE!	#VALUE!	#VALUE!	#VALUE!	#VALUE!
10/17/2011	1,200.86	129.69	18.93	0.0050	0.0058	0.0005	#VALUE!	#VALUE!	#VALUE!	#VALUE!	#VALUE!
10/14/2011	1,224.58	130.65	19.52	0.0598	0.0371	0.0546	#VALUE!	#VALUE!	#VALUE!	#VALUE!	#VALUE!
10/13/2011	1,203.66	128.58	19.20	0.0332	0.0148	0.0137	#VALUE!	#VALUE!	#VALUE!	#VALUE!	#VALUE!
10/12/2011	1,207.25	128.25	19.21	0.0553	0.0303	0.0440	#VALUE!	#VALUE!	#VALUE!	#VALUE!	#VALUE!
10/11/2011	1,195.54	127.86	19.20	0.0637	0.0328	0.0515	#VALUE!	#VALUE!	#VALUE!	#VALUE!	#VALUE!
10/10/2011	1,194.89	128.95	18.92	0.0870	0.0505	0.0689	#VALUE!	#VALUE!	#VALUE!	#VALUE!	#VALUE!
10/7/2011	1,155.46	125.98	18.51	0.0213	0.0058	0.0115	#VALUE!	#VALUE!	#VALUE!	#VALUE!	#VALUE!
10/6/2011	1,164.97	126.70	18.94	0.0039	0.0064	0.0074	#VALUE!	#VALUE!	#VALUE!	#VALUE!	#VALUE!
10/5/2011	1,144.03	124.47	18.40	(0.0061)	0.0066	(0.0239)	#VALUE!	#VALUE!	#VALUE!	#VALUE!	#VALUE!
10/4/2011	1,123.95	123.80	18.26	(0.0438)	(0.0185)	(0.0612)	#VALUE!	#VALUE!	#VALUE!	#VALUE!	#VALUE!
10/3/2011	1,099.23	122.75	17.70	(0.0548)	(0.0185)	(0.0848)	#VALUE!	#VALUE!	#VALUE!	#VALUE!	#VALUE!
9/30/2011	1,131.42	125.25	18.30	(0.0044)	0.0068	(0.0533)	#VALUE!	#VALUE!	#VALUE!	#VALUE!	#VALUE!
9/29/2011	1,160.40	125.90	18.80	0.0273	0.0382	(0.0157)	#VALUE!	#VALUE!	#VALUE!	#VALUE!	#VALUE!
9/28/2011	1,151.06	123.65	18.85	(0.0135)	(0.0090)	(0.0303)	#VALUE!	#VALUE!	#VALUE!	#VALUE!	#VALUE!
9/27/2011	1,175.38	126.13	19.45	(0.0222)	(0.0136)	(0.0206)	#VALUE!	#VALUE!	#VALUE!	#VALUE!	#VALUE!
9/26/2011	1,162.95	125.06	19.34	(0.0342)	(0.0200)	(0.0330)	#VALUE!	#VALUE!	#VALUE!	#VALUE!	#VALUE!
9/23/2011	1,136.43	124.40	19.33	(0.0654)	(0.0279)	(0.0440)	#VALUE!	#VALUE!	#VALUE!	#VALUE!	#VALUE!
9/22/2011	1,129.56	121.27	19.10	(0.0658)	(0.0463)	(0.0469)	#VALUE!	#VALUE!	#VALUE!	#VALUE!	#VALUE!
9/21/2011	1,166.76	124.77	19.44	(0.0184)	(0.0051)	(0.0270)	#VALUE!	#VALUE!	#VALUE!	#VALUE!	#VALUE!
9/20/2011	1,202.09	127.87	19.86	0.0249	0.0233	(0.0060)	#VALUE!	#VALUE!	#VALUE!	#VALUE!	#VALUE!
9/19/2011	1,204.09	127.62	20.00	0.0360	0.0326						



9/13/2011	1,172.87	124.96	19.98	0.0065	0.0111	0.0163	#VALUE!	#VALUE!	#VALUE!	#VALUE!	#VALUE!
9/12/2011	1,162.27	123.59	19.70	(0.0100)	(0.0085)	(0.0025)	#VALUE!	#VALUE!	#VALUE!	#VALUE!	#VALUE!
9/9/2011	1,154.23	122.87	19.51	(0.0417)	(0.0353)	(0.0332)	#VALUE!	#VALUE!	#VALUE!	#VALUE!	#VALUE!
9/8/2011	1,185.90	125.77	19.95	(0.0271)	(0.0238)	(0.0297)	#VALUE!	#VALUE!	#VALUE!	#VALUE!	#VALUE!
9/7/2011	1,198.62	126.06	20.06	(0.0118)	(0.0211)	(0.0229)	#VALUE!	#VALUE!	#VALUE!	#VALUE!	#VALUE!
9/6/2011	1,165.24	123.58	19.66	(0.0371)	(0.0391)	(0.0456)	#VALUE!	#VALUE!	#VALUE!	#VALUE!	#VALUE!
9/2/2011	1,173.97	124.64	19.75	(0.0024)	(0.0064)	(0.0120)	#VALUE!	#VALUE!	#VALUE!	#VALUE!	#VALUE!
9/1/2011	1,204.42	127.36	20.18	0.0389	0.0211	0.0146	#VALUE!	#VALUE!	#VALUE!	#VALUE!	#VALUE!
8/31/2011	1,218.89	128.83	20.56	0.0351	0.0186	0.0113	#VALUE!	#VALUE!	#VALUE!	#VALUE!	#VALUE!
8/30/2011	1,212.92	128.78	20.53	0.0435	0.0437	0.0163	#VALUE!	#VALUE!	#VALUE!	#VALUE!	#VALUE!
8/29/2011	1,210.08	128.60	20.60	0.0768	0.0761	0.0378	#VALUE!	#VALUE!	#VALUE!	#VALUE!	#VALUE!
8/26/2011	1,176.80	125.44	19.99	0.0474	0.0447	0.0035	#VALUE!	#VALUE!	#VALUE!	#VALUE!	#VALUE!
8/25/2011	1,159.27	124.73	19.89	0.0163	0.0259	(0.0109)	#VALUE!	#VALUE!	#VALUE!	#VALUE!	#VALUE!
8/24/2011	1,177.60	126.48	20.33	(0.0136)	0.0116	(0.0202)	#VALUE!	#VALUE!	#VALUE!	#VALUE!	#VALUE!
8/23/2011	1,162.35	123.39	20.20	(0.0255)	(0.0059)	(0.0274)	#VALUE!	#VALUE!	#VALUE!	#VALUE!	#VALUE!
8/22/2011	1,123.82	119.51	19.85	(0.0670)	(0.0425)	(0.0448)	#VALUE!	#VALUE!	#VALUE!	#VALUE!	#VALUE!
8/19/2011	1,123.53	120.07	19.92	(0.0469)	(0.0007)	(0.0178)	#VALUE!	#VALUE!	#VALUE!	#VALUE!	#VALUE!
8/18/2011	1,140.65	121.58	20.11	(0.0273)	0.0057	(0.0074)	#VALUE!	#VALUE!	#VALUE!	#VALUE!	#VALUE!
8/17/2011	1,193.89	125.03	20.75	0.0652	0.0846	0.0396	#VALUE!	#VALUE!	#VALUE!	#VALUE!	#VALUE!
8/16/2011	1,192.76	124.12	20.77	0.0173	0.0544	(0.0313)	#VALUE!	#VALUE!	#VALUE!	#VALUE!	#VALUE!
8/15/2011	1,204.49	124.81	20.78	0.0760	0.1223	0.1112	#VALUE!	#VALUE!	#VALUE!	#VALUE!	#VALUE!
8/12/2011	1,178.81	120.15	20.28	(0.0171)	0.0018	0.0150	#VALUE!	#VALUE!	#VALUE!	#VALUE!	#VALUE!
8/11/2011	1,172.64	120.89	20.26	(0.0229)	0.0021	0.0135	#VALUE!	#VALUE!	#VALUE!	#VALUE!	#VALUE!
8/10/2011	1,120.76	115.28	19.96	(0.1108)	(0.0856)	(0.0325)	#VALUE!	#VALUE!	#VALUE!	#VALUE!	#VALUE!
8/9/2011	1,172.53	117.72	21.44	(0.0650)	(0.0650)	0.0500	#VALUE!	#VALUE!	#VALUE!	#VALUE!	#VALUE!
8/8/2011	1,119.46	111.20	18.70	(0.1301)	(0.1304)	(0.1070)	#VALUE!	#VALUE!	#VALUE!	#VALUE!	#VALUE!
8/5/2011	1,199.38	119.94	19.98	(0.0719)	(0.0581)	(0.0385)	#VALUE!	#VALUE!	#VALUE!	#VALUE!	#VALUE!
8/4/2011	1,200.07	120.64	19.99	(0.0773)	(0.0606)	(0.0431)	#VALUE!	#VALUE!	#VALUE!	#VALUE!	#VALUE!
8/3/2011	1,260.34	126.07	20.63	(0.0341)	(0.0263)	(0.0153)	#VALUE!	#VALUE!	#VALUE!	#VALUE!	#VALUE!
8/2/2011	1,254.05	125.90	20.42	(0.0585)	(0.0390)	(0.0436)	#VALUE!	#VALUE!	#VALUE!	#VALUE!	#VALUE!
8/1/2011	1,286.94	127.89	20.94	(0.0378)	(0.0319)	(0.0315)	#VALUE!	#VALUE!	#VALUE!	#VALUE!	#VALUE!
7/29/2011	1,292.28	127.33	20.78	(0.0392)	(0.0382)	(0.0450)	#VALUE!	#VALUE!	#VALUE!	#VALUE!	#VALUE!
7/28/2011	1,300.67	128.42	20.89	(0.0321)	(0.0365)	(0.0479)	#VALUE!	#VALUE!	#VALUE!	#VALUE!	#VALUE!
7/27/2011	1,304.89	129.48	20.95	(0.0158)	(0.0160)	(0.0287)	#VALUE!	#VALUE!	#VALUE!	#VALUE!	#VALUE!
7/26/2011	1,331.94	131.01	21.35	0.0039	0.0029	(0.0188)	#VALUE!	#VALUE!	#VALUE!	#VALUE!	#VALUE!
7/25/2011	1,337.43	132.10	21.62	0.0245	0.0246	0.0098	#VALUE!	#VALUE!	#VALUE!	#VALUE!	#VALUE!
7/22/2011	1,345.02	132.39	21.76	0.0219	0.0120	0.0032	#VALUE!	#VALUE!	#VALUE!	#VALUE!	#VALUE!
7/21/2011	1,343.80	133.28	21.94	0.0267	0.0231	0.0200	#VALUE!	#VALUE!	#VALUE!	#VALUE!	#VALUE!
7/20/2011	1,325.84	131.59	21.57	0.0062	0.0008	(0.0023)	#VALUE!	#VALUE!	#VALUE!	#VALUE!	#VALUE!
7/19/2011	1,326.73	130.63	21.76	0.0100	(0.0066)	0.0116	#VALUE!	#VALUE!	#VALUE!	#VALUE!	#VALUE!
7/18/2011	1,305.44	128.92	21.41	(0.0107)	(0.0167)	(0.0014)	#VALUE!	#VALUE!	#VALUE!	#VALUE!	#VALUE!
7/15/2011	1,316.14	130.83	21.69	(0.0206)	(0.0154)	(0.0014)	#VALUE!	#VALUE!	#VALUE!	#VALUE!	#VALUE!
7/14/2011	1,308.87	130.27	21.51	(0.0328)	(0.0225)	(0.0128)	#VALUE!	#VALUE!	#VALUE!	#VALUE!	#VALUE!
7/13/2011	1,317.72	131.48	21.62	(0.0161)	(0.0111)	0.0070	#VALUE!	#VALUE!	#VALUE!	#VALUE!	#VALUE!
7/12/2011	1,313.64	131.50	21.51	(0.0181)	(0.0038)	0.0118	#VALUE!	#VALUE!	#VALUE!	#VALUE!	#VALUE!
7/11/2011	1,319.49	131.11	21.44	(0.0151)	(0.0068)	0.0061	#VALUE!	#VALUE!	#VALUE!	#VALUE!	#VALUE!
7/8/2011	1,343.80	132.87	21.72	0.0175	0.0219	0.0294	#VALUE!	#VALUE!	#VALUE!	#VALUE!	#VALUE!
7/7/2011	1,353.22	133.27	21.79	0.0350	0.0291	0.0391	#VALUE!	#VALUE!	#VALUE!	#VALUE!	#VALUE!
7/6/2011	1,339.22	132.96	21.47	0.0328	0.0325	0.0171	#VALUE!	#VALUE!	#VALUE!	#VALUE!	#VALUE!
7/5/2011	1,337.88	132.00	21.26	0.0451	0.0318	0.0109	#VALUE!	#VALUE!	#VALUE!	#VALUE!	#VALUE!
7/1/2011	1,339.67	132.01	21.31	0.0562	0.0378	0.0235	#VALUE!	#VALUE!	#VALUE!	#VALUE!	#VALUE!
6/30/2011	1,320.64	130.02	21.10	0.0289	0.0276	0.0101	#VALUE!	#VALUE!	#VALUE!	#VALUE!	#VALUE!
6/29/2011	1,307.41	129.51	20.97	0.0158	0.0190	-	#VALUE!	#VALUE!	#VALUE!	#VALUE!	#VALUE!
6/28/2011	1,296.67	128.77	21.11	0.0009	0.0047	(0.0057)	#VALUE!	#VALUE!	#VALUE!	#VALUE!	#VALUE!
6/27/2011	1,280.10	127.94	21.03	0.0014	0.0023	(0.0090)	#VALUE!	#VALUE!	#VALUE!	#VALUE!	#VALUE!
6/24/2011	1,268.45	127.20	20.82	(0.0024)	0.0069	(0.0072)	#VALUE!	#VALUE!	#VALUE!	#VALUE!	#VALUE!
6/23/2011	1,283.50	126.53	20.89	0.0125	0.0068	(0.0052)	#VALUE!	#VALUE!	#VALUE!	#VALUE!	#VALUE!
6/22/2011	1,287.14	127.09	20.97	0.0172	0.0193	0.0165	#VALUE!	#VALUE!	#VALUE!	#VALUE!	#VALUE!
6/21/2011	1,295.52	128.18	21.23	0.0059	0.0159	0.0129	#VALUE!	#VALUE!	#VALUE!	#VALUE!	#VALUE!
6/20/2011	1,278.36	127.65	21.22	0.0051	0.0227	0.0241	#VALUE!	#VALUE!	#VALUE!	#VALUE!	#VALUE!
6/17/2011	1,271.50	126.33	20.97	0.0004	0.0127	0.0116	#VALUE!	#VALUE!	#VALUE!	#VALUE!	#VALUE!
6/16/2011	1,267.64	125.68	21.00	(0.0166)	0.0012	0.0048	#VALUE!	#VALUE!	#VALUE!	#VALUE!	#VALUE!
6/15/2011	1,265.42	124.69	20.63	(0.0110)	(0.0107)	(0.0153)	#VALUE!	#VALUE!	#VALUE!	#VALUE!	#VALUE!
6/14/2011	1,287.87	126.18	20.96	0.0023	0.0026	0.0029	#VALUE!	#VALUE!	#VALUE!	#VALUE!	#VALUE!
6/13/2011	1,271.83	124.81	20.72	(0.0112)	(0.0082)	(0.0143)	#VALUE!	#VALUE!	#VALUE!	#VALUE!	#VALUE!
6/10/2011	1,270.98	124.75	20.73	(0.0224)	(0.0170)	(0.0185)	#VALUE!	#VALUE!	#VALUE!	#VALUE!	#VALUE!
6/9/2011	1,289.00	125.52	20.90	(0.0182)	(0.0239)	(0.0206)	#VALUE!	#VALUE!	#VALUE!	#VALUE!	#VALUE!
6/8/2011	1,279.56	126.04	20.95	(0.0266)	(0.0250)	(0.0210)	#VALUE!	#VALUE!	#VALUE!	#VALUE!	#VALUE!
6/7/2011	1,284.94	125.85	20.90	(0.0448)	(0.0377)	(0.0465)	#VALUE!	#VALUE!	#VALUE!	#VALUE!	#VALUE!
6/6/2011	1,286.17	125.84	21.02	(0.0338)	(0.0266)	(0.0219)	#VALUE!	#VALUE!	#VALUE!	#VALUE!	#VALUE!
6/3/2011	1,300.16	126.91	21.12	(0.0193)	(0.0150)	(0.0163)	#VALUE!	#VALUE!	#VALUE!	#VALUE!	#VALUE!
6/2/2011	1,312.94	128.60	21.34	(0.0057)	0.0033	(0.0051)	#VALUE!	#VALUE!	#VALUE!	#VALUE!	#VALUE!
6/1/2011	1,314.55	129.26	21.40	(0.0013)	0.0139	0.0085	#VALUE!	#VALUE!	#VALUE!	#VALUE!	#VALUE!
5/31/2011	1,345.20	130.78	21.92	0.0211	0.0219	0.0153	#VALUE!	#VALUE!	#VALUE!	#VALUE!	#VALUE!
5/27/2011	1,331.10	129.28	21.49	(0.0016)	(0.0073)	(0.0214)	#VALUE!	#VALUE!	#VALUE!	#VALUE!	#VALUE!
5/26/2011	1,325.69	128.84	21.47	(0.0133)	(0.0136)	(0.0228)	#VALUE!	#VALUE!	#VALUE!	#VALUE!	#VALUE!
5/25/2011	1,320.47	128.18	21.45	(0.0151)	(0.0146)	(0.0188)	#VALUE!	#VALUE!	#VALUE!	#VALUE!	#VALUE!
5/24/2011	1,316.28	127.50	21.22	(0.0096)	(0.0179)	(0.0328)	#VALUE!	#VALUE!	#VALUE!	#VALUE!	#VALUE!
5/23/2011	1,317.37	127.99	21.59	(0.0091)	(0.0149)	(0.0222)	#VALUE!	#VALUE!	#VALUE!	#VALUE!	#VALUE!
5/20/2011	1,333.27	130.23	21.96	(0.0034)	(0.0063)	(0.0113)	#VALUE!	#VALUE!	#VALUE!	#VALUE!	#VALUE!
5/19/2011	1,343.60	130.62	21.97	(0.0037)	(0.0110)	(0.0279)	#VALUE!	#VALUE!	#VALUE!	#VALUE!	#VALUE!
5/18/2011	1,340.68	130.09	21.86	(0.0010)	(0.0069)	(0.0237)	#VALUE!	#VALUE!	#VALUE!	#VALUE!	#VALUE!
5/17/2011	1,328.98	129.82	21.94	(0.0208)	(0.0220)	(0.0377)	#VALUE!	#VALUE!	#VALUE!	#VALUE!	#VALUE!
5/16/2011	1,329.47	129.93	22.08	(0.0125)	(0.0094)	(0.0362)	#VALUE!	#VALUE!	#VALUE!	#VALUE!	#VALUE!
5/13/2011	1,337.78	131.06	22.21	(0.0018)	0.0071	(0.0254)	#VALUE!	#VALUE!	#VALUE!	#VALUE!	#VALUE!
5/12/2011	1,348.65	132.07	22.60	0.0101	0.0179	(0.0035)	#VALUE!	#VALUE!	#VALUE!	#VALUE!	#VALUE!
5/11/2011	1,342.08	130.99	22.39	(0.0039)	0.0022	(0.0171)	#VALUE!	#VALUE!	#VALUE!	#VALUE!	#VALUE!
5/10/2011	1,357.16	132.73	22.80	0.0004	0.0096	(0.0087)	#VALUE!	#VALUE!	#VALUE!	#VALUE!	#VALUE!
5/9/2011	1,346.30	131.17	22.91	(0.0110)	(0.0026)	(0.0061)	#VALUE!	#VALUE!	#VALUE!	#VALUE!	#VALUE!
5/6/2011	1,340.20	130.13	22.79	(0.0172)	(0.0109)	(0.0252)	#VALUE!	#VALUE!	#VALUE!	#VALUE!	#VALUE!
5/5/2011	1,335.10	129.75	22.68	(0.0187)	(0.0140)	(0.0274)	#VALUE!	#VALUE!	#VALUE!	#VALUE!	#VALUE!
5/4/2011	1,347.32	130.71	22.78	(0.0061)	0.0005	(0.0177)	#VALUE!	#VALUE!	#VALUE!	#VALUE!	#VALUE!
5/3/2011	1,356.62	131.48	23.00	0.0070	0.0143	(0.0030)	#VALUE!	#VALUE!	#VALUE!	#VALUE!	#VALUE!
5/2/2011	1,361.22	131.51	23.05	0.0195	0.0263	0.0150	#VALUE!	#VALUE!	#VALUE!	#VALUE!	#VALUE!
4/29/2011	1,363.61	131.57	23.38	0.0196	0.0247	0.0300	#VALUE!	#VALUE!	#VALUE!	#VALUE!	#VALUE!
4/28/2011	1,360.48	131.59	23.32	0.0226	0.0286	0.0255	#VALUE!	#VALUE!	#VALUE!	#VALUE!	#VALUE!
4/27/2011	1,355.66	130.64	23.19	0.0328	0.0410	0.0376	#VALUE!	#VALUE!	#VALUE!	#VALUE!	#VALUE!
4/26/2011	1,347.24	129.63	23.07	0.0323	0.0326	0.0290	#VALUE!	#VALUE!	#VALUE!	#VALUE!	#VALUE!
4/25/2011	1,335.25	128.14	22.71	0.0118	0.0040	0.0026	#VALUE!	#VALUE!	#VALUE!	#VALUE!	#VALUE!
4/21/2011	1,337.38	128.40	22.70	0.0174	0.0193	0.0175	#VALUE!	#VALUE!	#VALUE!	#VALUE!	#VALUE!
4/20/2011	1,330.36	127.93	22.74	0.0121	0.0206	0.0313	#VALUE!	#VALUE!	#VALUE!	#VALUE!	#VALUE!
4/19/2011	1,312.62	125.49	22.35	(0.0012)	0.0012	0.0118	#VALUE!	#VALUE!	#VALUE!	#VALUE!	#VALUE!
4/18/2011	1,305.14	125.54	22.42	(0.0146)	(0.0113)	0.0013	#VALUE!	#VALUE!	#VALUE!	#VALUE!	#VALUE!
4/15/2011	1,319.68	127.63	22.65	(0.0064)	(0.0067)	(0.0018)	#VALUE!	#VALUE!	#VALUE!	#VALUE!	#VALUE!
4/14/2011	1,314.52	125.97	22.31	(0.0142)	(0.0183)	(0.0228)	#VALUE!	#VALUE!	#VALUE!	#VALUE!	#VALUE!
4/13/2011	1,314.41	125.34	22.05	(0.0158)	(0.0299)	(0.0421)	#VALUE!	#VALUE!	#VALUE!	#VALUE!	#VALUE!
4/12/2011	1,314.16										

Docket No. EL18-  
 Volume 4A  
 Section 6

4/7/2011	1,333.51	128.31	22.83	0.0058	0.0091	0.0044	#VALUE!	#VALUE!	#VALUE!	#VALUE!	#VALUE!
4/6/2011	1,335.54	129.20	23.02	0.0055	0.0173	0.0114	#VALUE!	#VALUE!	#VALUE!	#VALUE!	#VALUE!
4/5/2011	1,332.63	128.74	22.95	0.0100	0.0262	0.0227	#VALUE!	#VALUE!	#VALUE!	#VALUE!	#VALUE!
4/4/2011	1,332.87	128.63	22.97	0.0173	0.0335	0.0310	#VALUE!	#VALUE!	#VALUE!	#VALUE!	#VALUE!
4/1/2011	1,332.41	128.46	22.88	0.0142	0.0275	0.0233	#VALUE!	#VALUE!	#VALUE!	#VALUE!	#VALUE!
3/31/2011	1,325.83	127.15	22.73	0.0123	0.0220	0.0243	#VALUE!	#VALUE!	#VALUE!	#VALUE!	#VALUE!
3/30/2011	1,328.26	127.00	22.76	0.0237	0.0259	0.0303	#VALUE!	#VALUE!	#VALUE!	#VALUE!	#VALUE!
3/29/2011	1,319.44	125.45	22.44	0.0198	0.0117	0.0191	#VALUE!	#VALUE!	#VALUE!	#VALUE!	#VALUE!
3/28/2011	1,310.19	124.46	22.28	0.0091	0.0024	0.0081	#VALUE!	#VALUE!	#VALUE!	#VALUE!	#VALUE!
3/25/2011	1,313.80	125.02	22.36	0.0270	0.0278	0.0337	#VALUE!	#VALUE!	#VALUE!	#VALUE!	#VALUE!
3/24/2011	1,309.66	124.41	22.19	0.0282	0.0274	0.0437	#VALUE!	#VALUE!	#VALUE!	#VALUE!	#VALUE!
3/23/2011	1,297.54	123.80	22.09	0.0324	0.0265	0.0361	#VALUE!	#VALUE!	#VALUE!	#VALUE!	#VALUE!
3/22/2011	1,293.77	124.00	22.02	0.0093	0.0169	0.0176	#VALUE!	#VALUE!	#VALUE!	#VALUE!	#VALUE!
3/21/2011	1,298.38	124.16	22.10	0.0015	0.0015	0.0068	#VALUE!	#VALUE!	#VALUE!	#VALUE!	#VALUE!
3/18/2011	1,279.21	121.63	21.63	(0.0192)	(0.0263)	(0.0177)	#VALUE!	#VALUE!	#VALUE!	#VALUE!	#VALUE!
3/17/2011	1,273.72	121.10	21.26	(0.0165)	(0.0282)	(0.0423)	#VALUE!	#VALUE!	#VALUE!	#VALUE!	#VALUE!
3/16/2011	1,256.88	120.60	21.32	(0.0478)	(0.0511)	(0.0575)	#VALUE!	#VALUE!	#VALUE!	#VALUE!	#VALUE!
3/15/2011	1,281.87	121.93	21.64	(0.0302)	(0.0355)	(0.0378)	#VALUE!	#VALUE!	#VALUE!	#VALUE!	#VALUE!
3/14/2011	1,296.39	123.98	21.95	(0.0105)	(0.0053)	(0.0090)	#VALUE!	#VALUE!	#VALUE!	#VALUE!	#VALUE!
3/11/2011	1,304.28	124.92	22.02	(0.0128)	(0.0066)	(0.0121)	#VALUE!	#VALUE!	#VALUE!	#VALUE!	#VALUE!
3/10/2011	1,295.11	124.61	22.20	(0.0269)	(0.0098)	(0.0120)	#VALUE!	#VALUE!	#VALUE!	#VALUE!	#VALUE!
3/9/2011	1,320.02	127.09	22.62	0.0089	0.0227	0.0212	#VALUE!	#VALUE!	#VALUE!	#VALUE!	#VALUE!
3/8/2011	1,321.82	126.42	22.49	0.0119	0.0271	0.0200	#VALUE!	#VALUE!	#VALUE!	#VALUE!	#VALUE!
3/7/2011	1,310.13	124.64	22.15	(0.0129)	0.0146	(0.0164)	#VALUE!	#VALUE!	#VALUE!	#VALUE!	#VALUE!
3/4/2011	1,321.15	124.99	22.29	0.0010	0.0259	(0.0022)	#VALUE!	#VALUE!	#VALUE!	#VALUE!	#VALUE!
3/3/2011	1,330.97	125.85	22.47	0.0190	0.0456	0.0223	#VALUE!	#VALUE!	#VALUE!	#VALUE!	#VALUE!
3/2/2011	1,308.44	124.27	22.15	0.0008	0.0304	0.0091	#VALUE!	#VALUE!	#VALUE!	#VALUE!	#VALUE!
3/1/2011	1,306.33	123.08	22.05	(0.0069)	0.0089	(0.0120)	#VALUE!	#VALUE!	#VALUE!	#VALUE!	#VALUE!
2/28/2011	1,327.22	122.85	22.52	(0.0118)	0.0004	(0.0009)	#VALUE!	#VALUE!	#VALUE!	#VALUE!	#VALUE!
2/25/2011	1,319.88	121.84	22.34	(0.0153)	(0.0025)	(0.0045)	#VALUE!	#VALUE!	#VALUE!	#VALUE!	#VALUE!
2/24/2011	1,306.10	120.36	21.98	(0.0226)	(0.0084)	(0.0179)	#VALUE!	#VALUE!	#VALUE!	#VALUE!	#VALUE!
2/23/2011	1,307.40	120.61	21.95	(0.0155)	(0.0083)	(0.0253)	#VALUE!	#VALUE!	#VALUE!	#VALUE!	#VALUE!
2/22/2011	1,315.44	121.99	22.32	(0.0127)	0.0062	(0.0090)	#VALUE!	#VALUE!	#VALUE!	#VALUE!	#VALUE!
2/18/2011	1,343.01	122.80	22.54	0.0104	0.0087	(0.0049)	#VALUE!	#VALUE!	#VALUE!	#VALUE!	#VALUE!
2/17/2011	1,340.43	122.14	22.44	0.0140	0.0069	(0.0328)	#VALUE!	#VALUE!	#VALUE!	#VALUE!	#VALUE!
2/16/2011	1,336.32	121.37	22.38	0.0117	0.0057	(0.0391)	#VALUE!	#VALUE!	#VALUE!	#VALUE!	#VALUE!
2/15/2011	1,328.01	121.62	22.52	0.0026	0.0057	(0.0297)	#VALUE!	#VALUE!	#VALUE!	#VALUE!	#VALUE!
2/14/2011	1,332.32	121.24	22.52	0.0101	0.0031	(0.0255)	#VALUE!	#VALUE!	#VALUE!	#VALUE!	#VALUE!
2/11/2011	1,329.15	121.74	22.65	0.0139	0.0122	(0.0113)	#VALUE!	#VALUE!	#VALUE!	#VALUE!	#VALUE!
2/10/2011	1,321.87	121.31	23.20	0.0113	0.0058	0.0083	#VALUE!	#VALUE!	#VALUE!	#VALUE!	#VALUE!
2/9/2011	1,320.88	120.69	23.29	0.0129	0.0023	0.0082	#VALUE!	#VALUE!	#VALUE!	#VALUE!	#VALUE!
2/8/2011	1,324.57	120.93	23.21	0.0130	(0.0021)	0.0013	#VALUE!	#VALUE!	#VALUE!	#VALUE!	#VALUE!
2/7/2011	1,319.05	120.86	23.11	0.0256	0.0134	0.0194	#VALUE!	#VALUE!	#VALUE!	#VALUE!	#VALUE!
2/4/2011	1,310.87	120.27	22.91	0.0271	0.0103	0.0097	#VALUE!	#VALUE!	#VALUE!	#VALUE!	#VALUE!
2/3/2011	1,307.10	120.61	23.01	0.0058	(0.0034)	(0.0056)	#VALUE!	#VALUE!	#VALUE!	#VALUE!	#VALUE!
2/2/2011	1,304.03	120.41	23.10	0.0057	(0.0022)	0.0052	#VALUE!	#VALUE!	#VALUE!	#VALUE!	#VALUE!
2/1/2011	1,307.59	121.19	23.18	0.0127	0.0045	0.0202	#VALUE!	#VALUE!	#VALUE!	#VALUE!	#VALUE!
1/31/2011	1,286.12	119.26	22.67	(0.0037)	(0.0084)	-	#VALUE!	#VALUE!	#VALUE!	#VALUE!	#VALUE!
1/28/2011	1,276.34	119.04	22.69	(0.0055)	(0.0007)	0.0080	#VALUE!	#VALUE!	#VALUE!	#VALUE!	#VALUE!
1/27/2011	1,299.54	121.03	23.14	0.0151	0.0125	0.0198	#VALUE!	#VALUE!	#VALUE!	#VALUE!	#VALUE!
1/26/2011	1,296.63	120.69	22.98	0.0115	0.0091	0.0057	#VALUE!	#VALUE!	#VALUE!	#VALUE!	#VALUE!
1/25/2011	1,291.18	120.64	22.72	(0.0030)	0.0018	(0.0087)	#VALUE!	#VALUE!	#VALUE!	#VALUE!	#VALUE!
1/24/2011	1,290.84	120.27	22.67	(0.0019)	0.0038	(0.0122)	#VALUE!	#VALUE!	#VALUE!	#VALUE!	#VALUE!
1/21/2011	1,283.35	119.13	22.51	(0.0003)	(0.0029)	(0.0140)	#VALUE!	#VALUE!	#VALUE!	#VALUE!	#VALUE!
1/20/2011	1,280.26	119.53	22.69	(0.0044)	(0.0023)	(0.0100)	#VALUE!	#VALUE!	#VALUE!	#VALUE!	#VALUE!
1/19/2011	1,281.92	119.60	22.85	0.0058	(0.0016)	0.0151	#VALUE!	#VALUE!	#VALUE!	#VALUE!	#VALUE!
1/18/2011	1,295.02	120.43	22.92	0.0199	0.0083	0.0137	#VALUE!	#VALUE!	#VALUE!	#VALUE!	#VALUE!
1/14/2011	1,293.25	119.82	22.95	0.0171	0.0004	0.0241	#VALUE!	#VALUE!	#VALUE!	#VALUE!	#VALUE!
1/13/2011	1,283.76	119.47	22.83	0.0078	0.0049	0.0129	#VALUE!	#VALUE!	#VALUE!	#VALUE!	#VALUE!
1/12/2011	1,285.96	119.80	22.92	0.0074	0.0057	0.0115	#VALUE!	#VALUE!	#VALUE!	#VALUE!	#VALUE!
1/11/2011	1,274.48	119.80	22.51	0.0034	0.0037	(0.0049)	#VALUE!	#VALUE!	#VALUE!	#VALUE!	#VALUE!
1/10/2011	1,269.75	119.44	22.61	(0.0017)	0.0042	(0.0044)	#VALUE!	#VALUE!	#VALUE!	#VALUE!	#VALUE!
1/7/2011	1,271.50	119.77	22.41	0.0110	0.0195	(0.0058)	#VALUE!	#VALUE!	#VALUE!	#VALUE!	#VALUE!
1/6/2011	1,273.85	118.90	22.54	0.0127	0.0051	(0.0057)	#VALUE!	#VALUE!	#VALUE!	#VALUE!	#VALUE!
1/5/2011	1,276.56	119.12	22.66	0.0133	0.0073	(0.0087)	#VALUE!	#VALUE!	#VALUE!	#VALUE!	#VALUE!
1/4/2011	1,270.20	119.35	22.62	0.0093	0.0080	(0.0182)	#VALUE!	#VALUE!	#VALUE!	#VALUE!	#VALUE!
1/3/2011	1,271.87	118.94	22.71	0.0114	0.0069	(0.0203)	#VALUE!	#VALUE!	#VALUE!	#VALUE!	#VALUE!
12/31/2010	1,257.64	117.48	22.54	0.0007	(0.0067)	(0.0230)	#VALUE!	#VALUE!	#VALUE!	#VALUE!	#VALUE!
12/30/2010	1,257.88	118.29	22.67	(0.0008)	(0.0021)	(0.0143)	#VALUE!	#VALUE!	#VALUE!	#VALUE!	#VALUE!
12/29/2010	1,259.78	118.25	22.86	0.0041	0.0048	(0.0013)	#VALUE!	#VALUE!	#VALUE!	#VALUE!	#VALUE!
12/28/2010	1,258.51	118.41	23.04	0.0092	0.0068	0.0066	#VALUE!	#VALUE!	#VALUE!	#VALUE!	#VALUE!
12/27/2010	1,257.54	118.13	23.18	0.0110	0.0030	0.0113	#VALUE!	#VALUE!	#VALUE!	#VALUE!	#VALUE!
12/23/2010	1,256.77	118.27	23.07	0.0112	0.0069	0.0092	#VALUE!	#VALUE!	#VALUE!	#VALUE!	#VALUE!
12/22/2010	1,258.84	118.54	23.00	0.0191	0.0217	0.0195	#VALUE!	#VALUE!	#VALUE!	#VALUE!	#VALUE!
12/21/2010	1,254.60	117.69	22.89	0.0105	0.0026	0.0160	#VALUE!	#VALUE!	#VALUE!	#VALUE!	#VALUE!
12/20/2010	1,247.08	117.61	22.89	0.0053	0.0078	0.0265	#VALUE!	#VALUE!	#VALUE!	#VALUE!	#VALUE!
12/17/2010	1,243.91	117.78	22.92	0.0028	0.0119	0.0432	#VALUE!	#VALUE!	#VALUE!	#VALUE!	#VALUE!
12/16/2010	1,242.87	117.46	22.86	0.0080	0.0138	0.0628	#VALUE!	#VALUE!	#VALUE!	#VALUE!	#VALUE!
12/15/2010	1,235.23	116.02	22.56	0.0057	0.0032	0.0567	#VALUE!	#VALUE!	#VALUE!	#VALUE!	#VALUE!
12/14/2010	1,241.59	117.39	22.53	0.0146	0.0130	0.0523	#VALUE!	#VALUE!	#VALUE!	#VALUE!	#VALUE!
12/13/2010	1,240.46	116.69	22.30	0.0142	0.0080	0.0524	#VALUE!	#VALUE!	#VALUE!	#VALUE!	#VALUE!
12/10/2010	1,240.40	116.39	21.97	0.0128	0.0018	0.0427	#VALUE!	#VALUE!	#VALUE!	#VALUE!	#VALUE!
12/9/2010	1,233.00	115.87	21.51	0.0094	0.0014	0.0253	#VALUE!	#VALUE!	#VALUE!	#VALUE!	#VALUE!
12/8/2010	1,228.28	115.64	21.35	0.0184	(0.0059)	0.0225	#VALUE!	#VALUE!	#VALUE!	#VALUE!	#VALUE!
12/7/2010	1,223.75	115.88	21.41	0.0366	0.0121	0.0413	#VALUE!	#VALUE!	#VALUE!	#VALUE!	#VALUE!
12/6/2010	1,223.12	115.76	21.19	0.0298	0.0044	0.0296	#VALUE!	#VALUE!	#VALUE!	#VALUE!	#VALUE!
12/3/2010	1,224.71	116.18	21.07	0.0297	0.0050	0.0273	#VALUE!	#VALUE!	#VALUE!	#VALUE!	#VALUE!
12/2/2010	1,221.53	115.71	20.98	0.0193	(0.0019)	0.0160	#VALUE!	#VALUE!	#VALUE!	#VALUE!	#VALUE!
12/1/2010	1,206.07	116.33	20.88	0.0215	0.0166	0.0136	#VALUE!	#VALUE!	#VALUE!	#VALUE!	#VALUE!
11/30/2010	1,180.55	114.50	20.56	(0.0144)	(0.0075)	(0.0144)	#VALUE!	#VALUE!	#VALUE!	#VALUE!	#VALUE!
11/29/2010	1,187.76	115.26	20.58	(0.0100)	0.0045	(0.0087)	#VALUE!	#VALUE!	#VALUE!	#VALUE!	#VALUE!
11/26/2010	1,189.40	115.60	20.51	(0.0061)	0.0037	(0.0130)	#VALUE!	#VALUE!	#VALUE!	#VALUE!	#VALUE!
11/24/2010	1,198.35	115.93	20.65	0.0168	0.0157	0.0068	#VALUE!	#VALUE!	#VALUE!	#VALUE!	#VALUE!
11/23/2010	1,180.73	114.42	20.60	0.0020	0.0039	0.0059	#VALUE!	#VALUE!	#VALUE!	#VALUE!	#VALUE!
11/22/2010	1,197.84	115.37	20.86	0.0001	(0.0085)	0.0102	#VALUE!	#VALUE!	#VALUE!	#VALUE!	#VALUE!
11/19/2010	1,199.73	114.75	20.76	0.0004	(0.0038)	0.0078	#VALUE!	#VALUE!	#VALUE!	#VALUE!	#VALUE!
11/18/2010	1,196.69	115.17	20.78	(0.0139)	(0.0092)	0.0019	#VALUE!	#VALUE!	#VALUE!	#VALUE!	#VALUE!
11/17/2010	1,178.59	114.13	20.51	(0.0329)	(0.0223)	(0.0182)	#VALUE!	#VALUE!	#VALUE!	#VALUE!	#VALUE!
11/16/2010	1,178.34	113.98	20.48	(0.0289)	(0.0321)	(0.0294)	#VALUE!	#VALUE!	#VALUE!	#VALUE!	#VALUE!
11/15/2010	1,197.75	116.35	20.65	(0.0208)	(0.0157)	(0.0199)	#VALUE!	#VALUE!	#VALUE!	#VALUE!	#VALUE!
11/12/2010	1,199.21	115.19	20.60	(0.0217)	(0.0321)	(0.0176)	#VALUE!	#VALUE!	#VALUE!	#VALUE!	#VALUE!
11/11/2010	1,213.54	116.24	20.74	(0.0062)	(0.0203)	(0.0072)	#VALUE!	#VALUE!	#VALUE!	#VALUE!	#VALUE!
11/10/2010	1,218.71	116.74	20.89	0.0173	(0.0001)	0.0190	#VALUE!	#VALUE!	#VALUE!	#VALUE!	#VALUE!
11/9/2010	1,213.40	117.76	21.10	0.0166	0.0084	0.0273	#VALUE!	#VALUE!	#VALUE!	#VALUE!	#VALUE!
11/8/2010	1,223.25	118.21	21.07	0.0328	0.0296	0.0441	#VALUE!	#VALUE!	#VALUE!	#VALUE!	#VALUE!
11/5/2010	1,225.85	119.00	20.97	0.0360	0.0327	0.0204	#VALUE!	#VALUE!	#VALUE!	#VALUE!	#

Docket No. EL18-  
 Volume 4A  
 Section 6

11/1/2010	1,184.38	114.82	20.18	(0.0010)	0.0012	(0.0472)	#VALUE!	#VALUE!	#VALUE!	#VALUE!	#VALUE!
10/29/2010	1,183.26	115.24	20.55	0.0002	0.0054	(0.0256)	#VALUE!	#VALUE!	#VALUE!	#VALUE!	#VALUE!
10/28/2010	1,183.78	115.01	20.91	0.0030	0.0009	(0.0104)	#VALUE!	#VALUE!	#VALUE!	#VALUE!	#VALUE!
10/27/2010	1,182.45	114.05	20.93	0.0036	(0.0162)	(0.0210)	#VALUE!	#VALUE!	#VALUE!	#VALUE!	#VALUE!
10/26/2010	1,185.64	114.47	21.09	0.0169	(0.0016)	(0.0066)	#VALUE!	#VALUE!	#VALUE!	#VALUE!	#VALUE!
10/25/2010	1,185.62	114.68	21.18	0.0008	(0.0084)	(0.0140)	#VALUE!	#VALUE!	#VALUE!	#VALUE!	#VALUE!
10/22/2010	1,183.08	114.62	21.09	0.0059	(0.0009)	(0.0126)	#VALUE!	#VALUE!	#VALUE!	#VALUE!	#VALUE!
10/21/2010	1,180.26	114.90	21.13	0.0055	0.0053	(0.0066)	#VALUE!	#VALUE!	#VALUE!	#VALUE!	#VALUE!
10/20/2010	1,178.17	115.92	21.38	0.0001	0.0184	0.0042	#VALUE!	#VALUE!	#VALUE!	#VALUE!	#VALUE!
10/19/2010	1,165.90	114.65	21.23	(0.0033)	0.0134	0.0119	#VALUE!	#VALUE!	#VALUE!	#VALUE!	#VALUE!
10/18/2010	1,184.71	115.65	21.48	0.0166	0.0182	0.0219	#VALUE!	#VALUE!	#VALUE!	#VALUE!	#VALUE!
10/15/2010	1,176.19	114.72	21.36	0.0095	0.0075	0.0201	#VALUE!	#VALUE!	#VALUE!	#VALUE!	#VALUE!
10/14/2010	1,173.81	114.29	21.27	0.0136	0.0037	0.0300	#VALUE!	#VALUE!	#VALUE!	#VALUE!	#VALUE!
10/13/2010	1,178.10	113.82	21.29	0.0156	0.0016	0.0241	#VALUE!	#VALUE!	#VALUE!	#VALUE!	#VALUE!
10/12/2010	1,169.77	113.13	20.98	0.0078	(0.0025)	0.0165	#VALUE!	#VALUE!	#VALUE!	#VALUE!	#VALUE!
10/11/2010	1,165.32	113.58	21.02	0.0249	0.0141	0.0401	#VALUE!	#VALUE!	#VALUE!	#VALUE!	#VALUE!
10/8/2010	1,165.15	113.86	20.94	0.0165	0.0102	0.0260	#VALUE!	#VALUE!	#VALUE!	#VALUE!	#VALUE!
10/7/2010	1,158.06	113.87	20.65	0.0148	0.0234	0.0128	#VALUE!	#VALUE!	#VALUE!	#VALUE!	#VALUE!
10/6/2010	1,159.97	113.64	20.79	0.0133	0.0230	0.0206	#VALUE!	#VALUE!	#VALUE!	#VALUE!	#VALUE!
10/5/2010	1,160.75	113.42	20.64	0.0114	0.0194	0.0049	#VALUE!	#VALUE!	#VALUE!	#VALUE!	#VALUE!
10/4/2010	1,137.03	112.00	20.21	(0.0045)	0.0077	(0.0108)	#VALUE!	#VALUE!	#VALUE!	#VALUE!	#VALUE!
10/1/2010	1,146.24	112.71	20.41	(0.0021)	0.0176	0.0029	#VALUE!	#VALUE!	#VALUE!	#VALUE!	#VALUE!
9/30/2010	1,141.20	111.26	20.39	0.0146	0.0203	0.0277	#VALUE!	#VALUE!	#VALUE!	#VALUE!	#VALUE!
9/29/2010	1,144.73	111.09	20.37	0.0092	0.0076	0.0114	#VALUE!	#VALUE!	#VALUE!	#VALUE!	#VALUE!
9/28/2010	1,147.70	111.26	20.54	0.0069	0.0102	0.0178	#VALUE!	#VALUE!	#VALUE!	#VALUE!	#VALUE!
9/27/2010	1,142.16	111.15	20.43	(0.0005)	0.0009	0.0094	#VALUE!	#VALUE!	#VALUE!	#VALUE!	#VALUE!
9/24/2010	1,148.67	110.75	20.35	0.0205	0.0074	0.0346	#VALUE!	#VALUE!	#VALUE!	#VALUE!	#VALUE!
9/23/2010	1,124.83	109.05	19.84	0.0001	(0.0083)	0.0122	#VALUE!	#VALUE!	#VALUE!	#VALUE!	#VALUE!
9/22/2010	1,134.28	110.25	20.14	0.0082	(0.0075)	0.0197	#VALUE!	#VALUE!	#VALUE!	#VALUE!	#VALUE!
9/21/2010	1,139.78	110.13	20.18	0.0167	(0.0101)	0.0213	#VALUE!	#VALUE!	#VALUE!	#VALUE!	#VALUE!
9/20/2010	1,142.71	111.05	20.24	0.0185	(0.0015)	0.0238	#VALUE!	#VALUE!	#VALUE!	#VALUE!	#VALUE!
9/17/2010	1,125.59	109.95	19.67	0.0145	(0.0005)	0.0139	#VALUE!	#VALUE!	#VALUE!	#VALUE!	#VALUE!
9/16/2010	1,124.66	109.96	19.60	0.0185	(0.0049)	0.0108	#VALUE!	#VALUE!	#VALUE!	#VALUE!	#VALUE!
9/15/2010	1,125.07	111.09	19.75	0.0238	0.0077	0.0297	#VALUE!	#VALUE!	#VALUE!	#VALUE!	#VALUE!
9/14/2010	1,121.10	111.26	19.76	0.0268	0.0024	0.0308	#VALUE!	#VALUE!	#VALUE!	#VALUE!	#VALUE!
9/13/2010	1,121.90	111.21	19.77	0.0158	(0.0058)	0.0165	#VALUE!	#VALUE!	#VALUE!	#VALUE!	#VALUE!
9/10/2010	1,109.55	110.00	19.40	0.0178	(0.0163)	0.0052	#VALUE!	#VALUE!	#VALUE!	#VALUE!	#VALUE!
9/9/2010	1,104.18	110.50	19.39	0.0221	(0.0175)	0.0078	#VALUE!	#VALUE!	#VALUE!	#VALUE!	#VALUE!
9/8/2010	1,098.87	110.23	19.18	0.0472	0.0044	0.0351	#VALUE!	#VALUE!	#VALUE!	#VALUE!	#VALUE!
9/7/2010	1,091.84	110.99	19.17	0.0409	0.0171	0.0373	#VALUE!	#VALUE!	#VALUE!	#VALUE!	#VALUE!
9/3/2010	1,104.51	111.86	19.45	0.0375	0.0069	0.0362	#VALUE!	#VALUE!	#VALUE!	#VALUE!	#VALUE!
9/2/2010	1,090.10	111.82	19.30	0.0409	0.0261	0.0354	#VALUE!	#VALUE!	#VALUE!	#VALUE!	#VALUE!
9/1/2010	1,080.29	112.47	19.24	0.0237	0.0284	0.0132	#VALUE!	#VALUE!	#VALUE!	#VALUE!	#VALUE!
8/31/2010	1,049.33	109.75	18.53	(0.0024)	0.0074	0.0049	#VALUE!	#VALUE!	#VALUE!	#VALUE!	#VALUE!
8/30/2010	1,048.92	109.12	18.48	(0.0173)	(0.0042)	(0.0016)	#VALUE!	#VALUE!	#VALUE!	#VALUE!	#VALUE!
8/27/2010	1,064.59	111.09	18.77	(0.0066)	0.0092	(0.0011)	#VALUE!	#VALUE!	#VALUE!	#VALUE!	#VALUE!
8/26/2010	1,047.22	108.97	18.64	(0.0264)	(0.0115)	(0.0011)	#VALUE!	#VALUE!	#VALUE!	#VALUE!	#VALUE!
8/25/2010	1,055.33	109.36	18.99	(0.0355)	(0.0280)	(0.0068)	#VALUE!	#VALUE!	#VALUE!	#VALUE!	#VALUE!
8/24/2010	1,051.87	108.94	18.44	(0.0372)	(0.0339)	(0.0325)	#VALUE!	#VALUE!	#VALUE!	#VALUE!	#VALUE!
8/23/2010	1,067.36	109.58	18.51	(0.0111)	(0.0122)	(0.0258)	#VALUE!	#VALUE!	#VALUE!	#VALUE!	#VALUE!
8/20/2010	1,071.69	110.08	18.79	(0.0070)	(0.0052)	(0.0063)	#VALUE!	#VALUE!	#VALUE!	#VALUE!	#VALUE!
8/19/2010	1,075.63	110.24	18.66	(0.0074)	0.0012	(0.0281)	#VALUE!	#VALUE!	#VALUE!	#VALUE!	#VALUE!
8/18/2010	1,094.16	112.51	19.12	0.0043	0.0152	(0.0052)	#VALUE!	#VALUE!	#VALUE!	#VALUE!	#VALUE!
8/17/2010	1,092.54	112.77	19.06	(0.0254)	(0.0072)	(0.0536)	#VALUE!	#VALUE!	#VALUE!	#VALUE!	#VALUE!
8/16/2010	1,079.38	110.94	19.00	(0.0429)	(0.0214)	(0.0663)	#VALUE!	#VALUE!	#VALUE!	#VALUE!	#VALUE!
8/13/2010	1,079.25	110.66	18.91	(0.0378)	(0.0115)	(0.0478)	#VALUE!	#VALUE!	#VALUE!	#VALUE!	#VALUE!
8/12/2010	1,083.61	110.11	19.20	(0.0375)	(0.0155)	(0.0361)	#VALUE!	#VALUE!	#VALUE!	#VALUE!	#VALUE!
8/11/2010	1,089.47	110.83	19.22	(0.0335)	(0.0079)	(0.0433)	#VALUE!	#VALUE!	#VALUE!	#VALUE!	#VALUE!
8/10/2010	1,121.06	113.59	20.14	0.0005	0.0238	0.0265	#VALUE!	#VALUE!	#VALUE!	#VALUE!	#VALUE!
8/9/2010	1,127.79	113.37	20.35	0.0017	0.0184	(0.0337)	#VALUE!	#VALUE!	#VALUE!	#VALUE!	#VALUE!
8/6/2010	1,121.64	111.94	19.86	0.0182	0.0189	(0.0336)	#VALUE!	#VALUE!	#VALUE!	#VALUE!	#VALUE!
8/5/2010	1,125.81	111.85	19.92	0.0220	0.0069	(0.0400)	#VALUE!	#VALUE!	#VALUE!	#VALUE!	#VALUE!
8/4/2010	1,127.24	111.72	20.09	0.0191	(0.0075)	(0.0360)	#VALUE!	#VALUE!	#VALUE!	#VALUE!	#VALUE!
8/3/2010	1,120.46	110.95	19.62	0.0059	(0.0321)	(0.0648)	#VALUE!	#VALUE!	#VALUE!	#VALUE!	#VALUE!
8/2/2010	1,125.86	111.32	21.06	0.0097	(0.0131)	0.0189	#VALUE!	#VALUE!	#VALUE!	#VALUE!	#VALUE!
7/30/2010	1,101.60	109.87	20.55	(0.0010)	(0.0106)	0.0074	#VALUE!	#VALUE!	#VALUE!	#VALUE!	#VALUE!
7/29/2010	1,101.53	111.08	20.75	0.0072	0.0156	0.0370	#VALUE!	#VALUE!	#VALUE!	#VALUE!	#VALUE!
7/28/2010	1,106.13	112.56	20.84	0.0342	0.0559	0.0770	#VALUE!	#VALUE!	#VALUE!	#VALUE!	#VALUE!
7/27/2010	1,113.84	114.63	20.98	0.0280	0.0579	0.0650	#VALUE!	#VALUE!	#VALUE!	#VALUE!	#VALUE!
7/26/2010	1,115.01	112.80	20.67	0.0409	0.0524	0.0671	#VALUE!	#VALUE!	#VALUE!	#VALUE!	#VALUE!
7/23/2010	1,102.66	111.05	20.40	0.0355	0.0472	0.0759	#VALUE!	#VALUE!	#VALUE!	#VALUE!	#VALUE!
7/22/2010	1,093.67	109.37	20.01	(0.0026)	0.0038	0.0299	#VALUE!	#VALUE!	#VALUE!	#VALUE!	#VALUE!
7/21/2010	1,069.59	106.60	19.35	(0.0234)	(0.0186)	(0.0148)	#VALUE!	#VALUE!	#VALUE!	#VALUE!	#VALUE!
7/20/2010	1,083.48	108.36	19.70	(0.0108)	(0.0023)	(0.0010)	#VALUE!	#VALUE!	#VALUE!	#VALUE!	#VALUE!
7/19/2010	1,071.25	107.18	19.37	(0.0070)	(0.0002)	0.0005	#VALUE!	#VALUE!	#VALUE!	#VALUE!	#VALUE!
7/16/2010	1,064.88	106.05	18.96	(0.0121)	(0.0095)	(0.0351)	#VALUE!	#VALUE!	#VALUE!	#VALUE!	#VALUE!
7/15/2010	1,096.48	108.96	19.43	0.0245	0.0273	(0.0044)	#VALUE!	#VALUE!	#VALUE!	#VALUE!	#VALUE!
7/14/2010	1,095.17	108.62	19.64	0.0329	0.0347	0.0082	#VALUE!	#VALUE!	#VALUE!	#VALUE!	#VALUE!
7/13/2010	1,095.34	108.61	19.72	0.0654	0.0640	0.0352	#VALUE!	#VALUE!	#VALUE!	#VALUE!	#VALUE!
7/12/2010	1,078.75	107.21	19.36	0.0549	0.0610	0.0099	#VALUE!	#VALUE!	#VALUE!	#VALUE!	#VALUE!
7/9/2010	1,077.96	107.06	19.65	0.0492	0.0612	0.0224	#VALUE!	#VALUE!	#VALUE!	#VALUE!	#VALUE!
7/8/2010	1,070.25	106.07	19.52	0.0384	0.0382	0.0096	#VALUE!	#VALUE!	#VALUE!	#VALUE!	#VALUE!
7/7/2010	1,060.27	104.98	19.48	0.0183	0.0210	0.0130	#VALUE!	#VALUE!	#VALUE!	#VALUE!	#VALUE!
7/6/2010	1,028.06	102.08	19.05	(0.0433)	(0.0303)	(0.0246)	#VALUE!	#VALUE!	#VALUE!	#VALUE!	#VALUE!
7/2/2010	1,022.58	101.04	19.17	(0.0503)	(0.0284)	(0.0239)	#VALUE!	#VALUE!	#VALUE!	#VALUE!	#VALUE!
7/1/2010	1,027.37	100.89	19.22	(0.0431)	(0.0198)	0.0084	#VALUE!	#VALUE!	#VALUE!	#VALUE!	#VALUE!
6/30/2010	1,030.71	102.16	19.33	(0.0562)	(0.0088)	0.0042	#VALUE!	#VALUE!	#VALUE!	#VALUE!	#VALUE!
6/29/2010	1,041.24	102.82	19.23	(0.0494)	(0.0107)	(0.0144)	#VALUE!	#VALUE!	#VALUE!	#VALUE!	#VALUE!
6/28/2010	1,074.57	105.27	19.53	(0.0347)	(0.0103)	(0.0269)	#VALUE!	#VALUE!	#VALUE!	#VALUE!	#VALUE!
6/25/2010	1,076.76	104.00	19.64	(0.0365)	(0.0302)	(0.0373)	#VALUE!	#VALUE!	#VALUE!	#VALUE!	#VALUE!
6/24/2010	1,073.69	102.93	19.06	(0.0379)	(0.0405)	(0.0652)	#VALUE!	#VALUE!	#VALUE!	#VALUE!	#VALUE!
6/23/2010	1,092.04	103.06	19.25	(0.0203)	(0.0298)	(0.0527)	#VALUE!	#VALUE!	#VALUE!	#VALUE!	#VALUE!
6/22/2010	1,095.31	103.94	19.51	(0.0179)	(0.0125)	(0.0575)	#VALUE!	#VALUE!	#VALUE!	#VALUE!	#VALUE!
6/21/2010	1,113.20	106.36	20.07	0.0216	0.0332	(0.0045)	#VALUE!	#VALUE!	#VALUE!	#VALUE!	#VALUE!
6/18/2010	1,117.51	107.24	20.40	0.0237	0.0483	0.0195	#VALUE!	#VALUE!	#VALUE!	#VALUE!	#VALUE!
6/17/2010	1,116.04	107.27	20.39	0.0269	0.0480	0.0342	#VALUE!	#VALUE!	#VALUE!	#VALUE!	#VALUE!
6/16/2010	1,114.61	106.23	20.32	0.0558	0.0658	0.0617	#VALUE!	#VALUE!	#VALUE!	#VALUE!	#VALUE!
6/15/2010	1,115.23	105.26	20.70	0.0501	0.0475	0.0776	#VALUE!	#VALUE!	#VALUE!	#VALUE!	#VALUE!
6/14/2010	1,089.63	102.95	20.16	0.0373	0.0302	0.0684	#VALUE!	#VALUE!	#VALUE!	#VALUE!	#VALUE!
6/11/2010	1,091.60	102.30	20.01	0.0251	0.0228	0.0582	#VALUE!	#VALUE!	#VALUE!	#VALUE!	#VALUE!
6/10/2010	1,086.84	102.36	19.72	(0.0145)	(0.0190)	(0.0023)	#VALUE!	#VALUE!	#VALUE!	#VALUE!	#VALUE!
6/9/2010	1,055.69	99.67	19.14	(0.0389)	(0.0291)	(0.0333)	#VALUE!	#VALUE!	#VALUE!	#VALUE!	#VALUE!
6/8/2010	1,062.00	100.49	19.21	(0.0081)	(0.0009)	(0.0047)	#VALUE!	#VALUE!	#VALUE!	#VALUE!	#VALUE!
6/7/2010	1,050.47	99.93	18.87	(0.0357)	(0.0274)	(0.0465)	#VALUE!	#VALUE!	#VALUE!	#VALUE!	#VALUE!
6/4/2010	1,064.88	100.01	18.91	(0.0346)	(0.0280)	(0.0564)	#VALUE!	#VALUE!	#VALUE!	#VALUE!	#VALUE!
6/3/2010	1,102.83	104.34	19.76	0.0327	0.0414	0.0244	#VALUE!	#VALUE!	#VALUE!	#VALUE!	#VALUE!

5/27/2010	1,103.06	102.90	20.04	0.0294	0.0095	0.0277	#VALUE!	#VALUE!	#VALUE!	#VALUE!	#VALUE!
5/26/2010	1,067.95	100.19	19.29	(0.0422)	(0.0587)	(0.0627)	#VALUE!	#VALUE!	#VALUE!	#VALUE!	#VALUE!
5/25/2010	1,074.03	100.07	19.19	(0.0417)	(0.0756)	(0.0698)	#VALUE!	#VALUE!	#VALUE!	#VALUE!	#VALUE!
5/24/2010	1,073.65	101.46	19.29	(0.0557)	(0.0767)	(0.0801)	#VALUE!	#VALUE!	#VALUE!	#VALUE!	#VALUE!
5/21/2010	1,087.69	101.91	19.53	(0.0423)	(0.0661)	(0.0762)	#VALUE!	#VALUE!	#VALUE!	#VALUE!	#VALUE!
5/20/2010	1,071.59	101.93	19.50	(0.0742)	(0.0765)	(0.0901)	#VALUE!	#VALUE!	#VALUE!	#VALUE!	#VALUE!
5/19/2010	1,115.05	106.44	20.58	(0.0483)	(0.0358)	(0.0468)	#VALUE!	#VALUE!	#VALUE!	#VALUE!	#VALUE!
5/18/2010	1,120.80	108.25	20.63	(0.0303)	(0.0033)	(0.0355)	#VALUE!	#VALUE!	#VALUE!	#VALUE!	#VALUE!
5/17/2010	1,136.94	109.89	20.97	(0.0196)	0.0200	(0.0062)	#VALUE!	#VALUE!	#VALUE!	#VALUE!	#VALUE!
5/14/2010	1,135.68	109.12	21.14	0.0223	0.0563	0.0517	#VALUE!	#VALUE!	#VALUE!	#VALUE!	#VALUE!
5/13/2010	1,157.44	110.37	21.43	0.0260	0.0403	0.0358	#VALUE!	#VALUE!	#VALUE!	#VALUE!	#VALUE!
5/12/2010	1,171.67	110.39	21.59	0.0050	(0.0047)	(0.0009)	#VALUE!	#VALUE!	#VALUE!	#VALUE!	#VALUE!
5/11/2010	1,155.79	108.61	21.39	(0.0152)	(0.0308)	(0.0531)	#VALUE!	#VALUE!	#VALUE!	#VALUE!	#VALUE!
5/10/2010	1,159.73	107.74	21.10	(0.0354)	(0.0581)	(0.0622)	#VALUE!	#VALUE!	#VALUE!	#VALUE!	#VALUE!
5/7/2010	1,110.88	103.31	20.10	(0.0639)	(0.0823)	(0.0954)	#VALUE!	#VALUE!	#VALUE!	#VALUE!	#VALUE!
5/6/2010	1,128.15	106.09	20.69	(0.0652)	(0.0601)	(0.0825)	#VALUE!	#VALUE!	#VALUE!	#VALUE!	#VALUE!
5/5/2010	1,165.90	110.91	21.61	(0.0214)	(0.0075)	(0.0348)	#VALUE!	#VALUE!	#VALUE!	#VALUE!	#VALUE!
5/4/2010	1,173.60	112.05	22.59	(0.0085)	0.0082	0.0067	#VALUE!	#VALUE!	#VALUE!	#VALUE!	#VALUE!
5/3/2010	1,202.26	114.39	22.50	(0.0081)	0.0092	(0.0136)	#VALUE!	#VALUE!	#VALUE!	#VALUE!	#VALUE!
4/30/2010	1,186.69	112.57	22.22	(0.0251)	(0.0098)	(0.0267)	#VALUE!	#VALUE!	#VALUE!	#VALUE!	#VALUE!
4/29/2010	1,206.78	112.88	22.55	(0.0016)	0.0036	(0.0079)	#VALUE!	#VALUE!	#VALUE!	#VALUE!	#VALUE!
4/28/2010	1,191.36	111.74	22.39	(0.0121)	0.0008	(0.0022)	#VALUE!	#VALUE!	#VALUE!	#VALUE!	#VALUE!
4/27/2010	1,183.71	111.14	22.44	(0.0194)	0.0042	(0.0027)	#VALUE!	#VALUE!	#VALUE!	#VALUE!	#VALUE!
4/26/2010	1,212.05	113.35	22.81	0.0121	0.0369	0.0201	#VALUE!	#VALUE!	#VALUE!	#VALUE!	#VALUE!
4/23/2010	1,217.28	113.69	22.83	0.0211	0.0375	0.0219	#VALUE!	#VALUE!	#VALUE!	#VALUE!	#VALUE!
4/22/2010	1,208.67	112.48	22.73	(0.0025)	0.0215	0.0084	#VALUE!	#VALUE!	#VALUE!	#VALUE!	#VALUE!
4/21/2010	1,205.94	111.65	22.44	(0.0039)	0.0193	0.0067	#VALUE!	#VALUE!	#VALUE!	#VALUE!	#VALUE!
4/20/2010	1,207.17	110.68	22.50	0.0082	0.0196	0.0345	#VALUE!	#VALUE!	#VALUE!	#VALUE!	#VALUE!
4/19/2010	1,197.52	109.31	22.36	0.0009	0.0047	0.0290	#VALUE!	#VALUE!	#VALUE!	#VALUE!	#VALUE!
4/16/2010	1,192.13	109.57	22.34	(0.0019)	0.0096	0.0215	#VALUE!	#VALUE!	#VALUE!	#VALUE!	#VALUE!
4/15/2010	1,211.67	110.11	22.54	0.0213	0.0166	0.0302	#VALUE!	#VALUE!	#VALUE!	#VALUE!	#VALUE!
4/14/2010	1,210.65	109.54	22.29	0.0238	0.0025	0.0091	#VALUE!	#VALUE!	#VALUE!	#VALUE!	#VALUE!
4/13/2010	1,197.30	108.55	21.75	0.0066	(0.0137)	(0.0176)	#VALUE!	#VALUE!	#VALUE!	#VALUE!	#VALUE!
4/12/2010	1,196.48	108.80	21.73	0.0076	0.0010	(0.0234)	#VALUE!	#VALUE!	#VALUE!	#VALUE!	#VALUE!
4/9/2010	1,194.37	108.53	21.87	0.0138	0.0078	(0.0140)	#VALUE!	#VALUE!	#VALUE!	#VALUE!	#VALUE!
4/8/2010	1,186.44	108.31	21.88	0.0145	0.0170	(0.0036)	#VALUE!	#VALUE!	#VALUE!	#VALUE!	#VALUE!
4/7/2010	1,182.45	109.27	22.09	0.0078	0.0197	0.0014	#VALUE!	#VALUE!	#VALUE!	#VALUE!	#VALUE!
4/6/2010	1,189.44	110.06	22.14	0.0138	0.0317	(0.0005)	#VALUE!	#VALUE!	#VALUE!	#VALUE!	#VALUE!
4/5/2010	1,187.44	108.69	22.25	0.0179	0.0327	0.0059	#VALUE!	#VALUE!	#VALUE!	#VALUE!	#VALUE!
4/1/2010	1,178.10	107.69	22.18	0.0106	0.0235	0.0045	#VALUE!	#VALUE!	#VALUE!	#VALUE!	#VALUE!
3/31/2010	1,169.43	106.50	21.96	0.0015	0.0052	(0.0135)	#VALUE!	#VALUE!	#VALUE!	#VALUE!	#VALUE!
3/30/2010	1,173.27	107.17	22.06	(0.0008)	0.0027	(0.0143)	#VALUE!	#VALUE!	#VALUE!	#VALUE!	#VALUE!
3/29/2010	1,173.22	106.68	22.15	0.0064	0.0067	0.0014	#VALUE!	#VALUE!	#VALUE!	#VALUE!	#VALUE!
3/26/2010	1,166.59	105.25	22.12	0.0058	(0.0074)	0.0091	#VALUE!	#VALUE!	#VALUE!	#VALUE!	#VALUE!
3/25/2010	1,165.73	105.22	22.08	(0.0001)	(0.0062)	(0.0059)	#VALUE!	#VALUE!	#VALUE!	#VALUE!	#VALUE!
3/24/2010	1,167.72	105.95	22.26	0.0013	(0.0107)	(0.0045)	#VALUE!	#VALUE!	#VALUE!	#VALUE!	#VALUE!
3/23/2010	1,174.17	106.88	22.38	0.0127	0.0020	0.0086	#VALUE!	#VALUE!	#VALUE!	#VALUE!	#VALUE!
3/22/2010	1,165.81	105.97	22.12	0.0133	0.0016	0.0009	#VALUE!	#VALUE!	#VALUE!	#VALUE!	#VALUE!
3/19/2010	1,159.90	106.03	21.92	0.0086	(0.0001)	(0.0113)	#VALUE!	#VALUE!	#VALUE!	#VALUE!	#VALUE!
3/18/2010	1,165.83	105.88	22.21	0.0136	0.0002	0.0018	#VALUE!	#VALUE!	#VALUE!	#VALUE!	#VALUE!
3/17/2010	1,166.21	107.09	22.36	0.0180	0.0222	0.0205	#VALUE!	#VALUE!	#VALUE!	#VALUE!	#VALUE!
3/16/2010	1,159.46	106.67	22.19	0.0167	0.0270	0.0393	#VALUE!	#VALUE!	#VALUE!	#VALUE!	#VALUE!
3/15/2010	1,150.51	105.80	22.10	0.0105	0.0180	0.0479	#VALUE!	#VALUE!	#VALUE!	#VALUE!	#VALUE!
3/12/2010	1,149.99	106.04	22.17	0.0099	0.0208	0.0679	#VALUE!	#VALUE!	#VALUE!	#VALUE!	#VALUE!
3/11/2010	1,150.24	105.86	22.17	0.0243	0.0303	0.0857	#VALUE!	#VALUE!	#VALUE!	#VALUE!	#VALUE!
3/10/2010	1,145.61	104.77	21.91	0.0240	0.0214	0.0777	#VALUE!	#VALUE!	#VALUE!	#VALUE!	#VALUE!
3/9/2010	1,140.45	103.86	21.35	0.0198	0.0108	0.0440	#VALUE!	#VALUE!	#VALUE!	#VALUE!	#VALUE!
3/8/2010	1,138.50	103.93	21.09	0.0204	0.0229	0.0359	#VALUE!	#VALUE!	#VALUE!	#VALUE!	#VALUE!
3/5/2010	1,138.70	103.88	20.76	0.0310	0.0356	0.0385	#VALUE!	#VALUE!	#VALUE!	#VALUE!	#VALUE!
3/4/2010	1,122.97	102.74	20.42	0.0182	0.0168	0.0104	#VALUE!	#VALUE!	#VALUE!	#VALUE!	#VALUE!
3/3/2010	1,118.79	102.58	20.33	0.0123	0.0088	0.0005	#VALUE!	#VALUE!	#VALUE!	#VALUE!	#VALUE!
3/2/2010	1,118.31	102.76	20.45	0.0217	0.0100	0.0039	#VALUE!	#VALUE!	#VALUE!	#VALUE!	#VALUE!
3/1/2010	1,115.71	101.61	20.36	0.0069	(0.0085)	(0.0092)	#VALUE!	#VALUE!	#VALUE!	#VALUE!	#VALUE!
2/26/2010	1,104.49	100.31	19.99	(0.0042)	(0.0155)	(0.0348)	#VALUE!	#VALUE!	#VALUE!	#VALUE!	#VALUE!
2/25/2010	1,102.94	101.04	20.21	(0.0034)	0.0021	(0.0165)	#VALUE!	#VALUE!	#VALUE!	#VALUE!	#VALUE!
2/24/2010	1,105.24	101.69	20.32	0.0052	0.0145	0.0069	#VALUE!	#VALUE!	#VALUE!	#VALUE!	#VALUE!
2/23/2010	1,094.60	101.74	20.37	(0.0002)	0.0188	-	#VALUE!	#VALUE!	#VALUE!	#VALUE!	#VALUE!
2/22/2010	1,108.01	102.47	20.55	0.0302	0.0485	0.0229	#VALUE!	#VALUE!	#VALUE!	#VALUE!	#VALUE!
2/19/2010	1,109.17	101.89	20.71	0.0285	0.0465	0.0350	#VALUE!	#VALUE!	#VALUE!	#VALUE!	#VALUE!
2/18/2010	1,106.75	100.83	20.55	0.0362	0.0479	0.0244	#VALUE!	#VALUE!	#VALUE!	#VALUE!	#VALUE!
2/17/2010	1,099.51	100.23	20.18	0.0271	0.0398	(0.0074)	#VALUE!	#VALUE!	#VALUE!	#VALUE!	#VALUE!
2/16/2010	1,094.87	99.86	20.37	0.0361	0.0445	(0.0092)	#VALUE!	#VALUE!	#VALUE!	#VALUE!	#VALUE!
2/12/2010	1,075.51	97.73	20.09	0.0087	0.0170	(0.0290)	#VALUE!	#VALUE!	#VALUE!	#VALUE!	#VALUE!
2/11/2010	1,078.47	97.36	20.01	0.0144	0.0147	(0.0361)	#VALUE!	#VALUE!	#VALUE!	#VALUE!	#VALUE!
2/10/2010	1,068.13	96.22	20.06	(0.0266)	(0.0198)	(0.0631)	#VALUE!	#VALUE!	#VALUE!	#VALUE!	#VALUE!
2/9/2010	1,070.52	96.39	20.33	(0.0297)	(0.0242)	(0.0500)	#VALUE!	#VALUE!	#VALUE!	#VALUE!	#VALUE!
2/8/2010	1,056.74	95.61	20.56	(0.0298)	(0.0268)	(0.0433)	#VALUE!	#VALUE!	#VALUE!	#VALUE!	#VALUE!
2/5/2010	1,066.19	96.10	20.69	(0.0072)	(0.0164)	(0.0421)	#VALUE!	#VALUE!	#VALUE!	#VALUE!	#VALUE!
2/4/2010	1,063.11	95.94	20.76	(0.0197)	(0.0228)	(0.0585)	#VALUE!	#VALUE!	#VALUE!	#VALUE!	#VALUE!
2/3/2010	1,097.28	98.16	21.41	(0.0002)	(0.0031)	(0.0577)	#VALUE!	#VALUE!	#VALUE!	#VALUE!	#VALUE!
2/2/2010	1,103.32	98.79	21.40	0.0102	(0.0110)	(0.0472)	#VALUE!	#VALUE!	#VALUE!	#VALUE!	#VALUE!
2/1/2010	1,089.19	98.24	21.49	(0.0069)	(0.0139)	(0.0566)	#VALUE!	#VALUE!	#VALUE!	#VALUE!	#VALUE!
1/29/2010	1,073.87	97.70	21.60	(0.0164)	(0.0161)	(0.0526)	#VALUE!	#VALUE!	#VALUE!	#VALUE!	#VALUE!
1/28/2010	1,084.53	98.18	22.05	(0.0286)	(0.0305)	(0.0455)	#VALUE!	#VALUE!	#VALUE!	#VALUE!	#VALUE!
1/27/2010	1,097.50	98.47	22.72	(0.0356)	(0.0425)	(0.0450)	#VALUE!	#VALUE!	#VALUE!	#VALUE!	#VALUE!
1/26/2010	1,092.17	99.89	22.46	(0.0505)	(0.0333)	(0.0677)	#VALUE!	#VALUE!	#VALUE!	#VALUE!	#VALUE!
1/25/2010	1,096.78	99.62	22.78	(0.0345)	(0.0199)	(0.0356)	#VALUE!	#VALUE!	#VALUE!	#VALUE!	#VALUE!
1/22/2010	1,091.76	99.30	22.80	(0.0494)	(0.0270)	(0.0484)	#VALUE!	#VALUE!	#VALUE!	#VALUE!	#VALUE!
1/21/2010	1,116.48	101.27	23.10	(0.0255)	(0.0059)	(0.0367)	#VALUE!	#VALUE!	#VALUE!	#VALUE!	#VALUE!
1/20/2010	1,138.04	102.84	23.79	0.0016	0.0196	(0.0067)	#VALUE!	#VALUE!	#VALUE!	#VALUE!	#VALUE!
1/19/2010	1,150.23	103.34	24.09	0.0028	0.0206	0.0012	#VALUE!	#VALUE!	#VALUE!	#VALUE!	#VALUE!
1/15/2010	1,136.03	101.64	23.62	(0.0078)	0.0086	(0.0203)	#VALUE!	#VALUE!	#VALUE!	#VALUE!	#VALUE!
1/14/2010	1,148.46	102.05	23.96	0.0059	0.0177	(0.0066)	#VALUE!	#VALUE!	#VALUE!	#VALUE!	#VALUE!
1/13/2010	1,145.68	101.87	23.98	0.0075	0.0133	-	#VALUE!	#VALUE!	#VALUE!	#VALUE!	#VALUE!
1/12/2010	1,136.22	100.86	23.95	(0.0003)	0.0079	(0.0232)	#VALUE!	#VALUE!	#VALUE!	#VALUE!	#VALUE!
1/11/2010	1,146.98	101.25	24.06	0.0124	0.0076	(0.0471)	#VALUE!	#VALUE!	#VALUE!	#VALUE!	#VALUE!
1/8/2010	1,144.98	100.78	24.11	#DIV/0!	#DIV/0!	#DIV/0!	#VALUE!	#VALUE!	#VALUE!	#VALUE!	#VALUE!
1/7/2010	1,141.69	100.27	24.12	#DIV/0!	#DIV/0!	#DIV/0!	#VALUE!	#VALUE!	#VALUE!	#VALUE!	#VALUE!
1/6/2010	1,137.14	100.53	23.98	#DIV/0!	#DIV/0!	#DIV/0!	#VALUE!	#VALUE!	#VALUE!	#VALUE!	#VALUE!
1/5/2010	1,136.52	100.07	24.52	#DIV/0!	#DIV/0!	#DIV/0!	#VALUE!	#VALUE!	#VALUE!	#VALUE!	#VALUE!
1/4/2010	1,132.99	100.49	25.25	#DIV/0!	#DIV/0!	#DIV/0!	#VALUE!	#VALUE!	#VALUE!	#VALUE!	#VALUE!





Docket No. EL18-\_\_\_\_  
**Volume 4A**  
**Section 6**

2017-11-22	1.16	1.29	1.45	1.61	1.74	1.84	2.05	2.22	2.32	2.57	2.75	11/22/2017
2017-11-21	1.15	1.3	1.45	1.62	1.77	1.88	2.11	2.27	2.36	2.58	2.76	11/21/2017
2017-11-20	1.09	1.3	1.46	1.62	1.77	1.86	2.09	2.26	2.37	2.6	2.78	11/20/2017
2017-11-17	1.08	1.29	1.42	1.6	1.73	1.83	2.06	2.23	2.35	2.59	2.78	11/17/2017
2017-11-16	1.08	1.27	1.42	1.59	1.72	1.83	2.07	2.25	2.37	2.62	2.81	11/16/2017
2017-11-15	1.08	1.25	1.39	1.55	1.68	1.79	2.04	2.21	2.33	2.58	2.77	11/15/2017
2017-11-14	1.06	1.26	1.4	1.55	1.68	1.81	2.06	2.26	2.38	2.64	2.84	11/14/2017
2017-11-13	1.07	1.24	1.37	1.55	1.7	1.82	2.08	2.27	2.4	2.67	2.87	11/13/2017
2017-11-10	1.06	1.23	1.37	1.54	1.67	1.79	2.06	2.27	2.4	2.67	2.88	11/10/2017
2017-11-09	1.07	1.24	1.36	1.53	1.63	1.75	2.01	2.2	2.33	2.59	2.81	11/9/2017
2017-11-08	1.05	1.23	1.35	1.53	1.65	1.77	2.01	2.19	2.32	2.57	2.79	11/8/2017
2017-11-07	1.05	1.22	1.33	1.49	1.63	1.75	1.99	2.17	2.32	2.56	2.77	11/7/2017
2017-11-06	1.03	1.19	1.3	1.5	1.61	1.73	1.99	2.17	2.32	2.58	2.8	11/6/2017
2017-11-03	1.02	1.18	1.31	1.49	1.63	1.74	1.99	2.19	2.34	2.59	2.82	11/3/2017
2017-11-02	1.02	1.17	1.29	1.46	1.61	1.73	2	2.21	2.35	2.61	2.83	11/2/2017
2017-11-01	1.06	1.18	1.3	1.46	1.61	1.74	2.01	2.22	2.37	2.63	2.85	11/1/2017
2017-10-31	0.99	1.15	1.28	1.43	1.6	1.73	2.01	2.23	2.38	2.66	2.88	10/31/2017
2017-10-30	0.97	1.12	1.24	1.42	1.58	1.71	2	2.22	2.37	2.66	2.88	10/30/2017
2017-10-27	0.98	1.1	1.28	1.42	1.59	1.73	2.03	2.26	2.42	2.71	2.93	10/27/2017
2017-10-26	0.99	1.11	1.29	1.43	1.63	1.76	2.07	2.3	2.46	2.74	2.96	10/26/2017
2017-10-25	1.01	1.12	1.27	1.43	1.61	1.74	2.06	2.28	2.44	2.72	2.95	10/25/2017
2017-10-24	1	1.12	1.27	1.43	1.6	1.73	2.05	2.26	2.42	2.7	2.92	10/24/2017
2017-10-23	1	1.09	1.25	1.42	1.58	1.7	2.01	2.22	2.38	2.66	2.89	10/23/2017
2017-10-20	0.99	1.11	1.27	1.43	1.6	1.72	2.03	2.24	2.39	2.67	2.89	10/20/2017
2017-10-19	0.99	1.1	1.25	1.41	1.58	1.69	1.98	2.18	2.33	2.6	2.83	10/19/2017
2017-10-18	0.99	1.09	1.24	1.42	1.59	1.7	1.99	2.19	2.34	2.62	2.85	10/18/2017
2017-10-17	0.99	1.09	1.25	1.41	1.54	1.69	1.97	2.15	2.3	2.58	2.8	10/17/2017
2017-10-16	0.97	1.1	1.24	1.42	1.54	1.68	1.95	2.15	2.3	2.58	2.82	10/16/2017
2017-10-13	0.97	1.09	1.26	1.39	1.51	1.64	1.91	2.12	2.28	2.58	2.81	10/13/2017
2017-10-12	0.99	1.09	1.27	1.41	1.51	1.66	1.95	2.16	2.33	2.62	2.86	10/12/2017
2017-10-11	1.04	1.1	1.25	1.4	1.51	1.66	1.95	2.17	2.35	2.64	2.88	10/11/2017
2017-10-10	1.03	1.08	1.26	1.42	1.51	1.64	1.95	2.18	2.35	2.65	2.88	10/10/2017
2017-10-09	ND	ND	ND	ND	ND	ND	ND	ND	ND	ND	ND	10/9/2017
2017-10-06	1.03	1.07	1.22	1.35	1.54	1.66	1.97	2.2	2.37	2.68	2.91	10/6/2017
2017-10-05	1.02	1.07	1.21	1.35	1.49	1.63	1.94	2.17	2.35	2.65	2.89	10/5/2017
2017-10-04	1	1.08	1.21	1.33	1.47	1.62	1.92	2.15	2.33	2.64	2.87	10/4/2017
2017-10-03	1.01	1.07	1.21	1.32	1.47	1.62	1.92	2.15	2.33	2.63	2.87	10/3/2017
2017-10-02	0.95	1.01	1.22	1.31	1.49	1.63	1.94	2.17	2.34	2.64	2.87	10/2/2017
2017-09-29	0.96	1.06	1.2	1.31	1.47	1.62	1.92	2.16	2.33	2.63	2.86	9/29/2017
2017-09-28	0.97	1.06	1.18	1.31	1.45	1.59	1.89	2.13	2.31	2.63	2.87	9/28/2017
2017-09-27	0.99	1.07	1.2	1.33	1.47	1.6	1.91	2.14	2.31	2.62	2.86	9/27/2017
2017-09-26	0.96	1.06	1.19	1.31	1.45	1.57	1.87	2.08	2.24	2.54	2.78	9/26/2017
2017-09-25	0.97	1.05	1.19	1.3	1.44	1.56	1.85	2.07	2.22	2.53	2.76	9/25/2017
2017-09-22	0.97	1.03	1.19	1.3	1.46	1.58	1.88	2.1	2.26	2.57	2.8	9/22/2017
2017-09-21	0.99	1.04	1.19	1.31	1.45	1.59	1.89	2.11	2.27	2.57	2.8	9/21/2017
2017-09-20	0.98	1.04	1.2	1.32	1.45	1.6	1.89	2.12	2.28	2.59	2.82	9/20/2017
2017-09-19	0.97	1.04	1.19	1.31	1.4	1.55	1.84	2.07	2.24	2.57	2.81	9/19/2017
2017-09-18	0.96	1.05	1.18	1.3	1.4	1.54	1.83	2.06	2.23	2.56	2.8	9/18/2017
2017-09-15	0.98	1.05	1.17	1.3	1.39	1.53	1.81	2.04	2.2	2.52	2.77	9/15/2017
2017-09-14	0.99	1.05	1.17	1.28	1.37	1.5	1.79	2.01	2.2	2.52	2.77	9/14/2017
2017-09-13	0.99	1.04	1.16	1.27	1.35	1.48	1.78	2.01	2.2	2.53	2.79	9/13/2017
2017-09-12	0.99	1.03	1.16	1.27	1.33	1.46	1.75	1.99	2.17	2.52	2.78	9/12/2017
2017-09-11	0.97	1.05	1.16	1.24	1.32	1.44	1.71	1.96	2.14	2.49	2.75	9/11/2017
2017-09-08	0.96	1.04	1.14	1.22	1.27	1.39	1.64	1.89	2.06	2.41	2.67	9/8/2017
2017-09-07	0.98	1.05	1.15	1.21	1.27	1.38	1.63	1.88	2.05	2.4	2.66	9/7/2017
2017-09-06	1.04	1.07	1.17	1.24	1.3	1.42	1.69	1.93	2.1	2.46	2.72	9/6/2017
2017-09-05	1.3	1.03	1.13	1.23	1.3	1.4	1.65	1.9	2.07	2.43	2.69	9/5/2017
2017-09-04	ND	ND	ND	ND	ND	ND	ND	ND	ND	ND	ND	9/4/2017
2017-09-01	0.96	1.02	1.1	1.24	1.35	1.46	1.73	1.99	2.16	2.51	2.77	9/1/2017
2017-08-31	0.95	1.01	1.08	1.23	1.33	1.44	1.7	1.95	2.12	2.47	2.73	8/31/2017
2017-08-30	0.96	1.03	1.11	1.23	1.33	1.44	1.72	1.97	2.15	2.49	2.75	8/30/2017
2017-08-29	0.96	1.03	1.13	1.23	1.33	1.43	1.7	1.96	2.13	2.48	2.74	8/29/2017
2017-08-28	0.99	0.98	1.12	1.24	1.33	1.46	1.74	1.99	2.16	2.51	2.76	8/28/2017
2017-08-25	0.99	1.03	1.11	1.23	1.35	1.47	1.77	2	2.17	2.51	2.75	8/25/2017
2017-08-24	0.98	1.02	1.11	1.23	1.33	1.47	1.78	2.01	2.19	2.53	2.77	8/24/2017
2017-08-23	0.98	1	1.11	1.22	1.32	1.45	1.76	1.99	2.17	2.51	2.75	8/23/2017
2017-08-22	0.93	1	1.13	1.24	1.33	1.48	1.8	2.04	2.22	2.55	2.79	8/22/2017
2017-08-21	0.95	1	1.11	1.23	1.32	1.46	1.76	2	2.18	2.52	2.77	8/21/2017
2017-08-18	0.97	1.02	1.13	1.24	1.33	1.47	1.77	2.01	2.19	2.54	2.78	8/18/2017
2017-08-17	0.95	1	1.11	1.24	1.32	1.46	1.76	2.01	2.19	2.54	2.78	8/17/2017
2017-08-16	0.97	1.02	1.13	1.24	1.33	1.49	1.79	2.04	2.23	2.58	2.81	8/16/2017
2017-08-15	0.97	1.04	1.16	1.23	1.35	1.51	1.83	2.09	2.27	2.6	2.84	8/15/2017
2017-08-14	0.95	1.02	1.13	1.23	1.33	1.48	1.77	2.04	2.22	2.57	2.81	8/14/2017
2017-08-11	0.99	1.03	1.14	1.21	1.3	1.43	1.74	2	2.19	2.55	2.79	8/11/2017
2017-08-10	1.02	1.05	1.14	1.22	1.33	1.49	1.78	2.03	2.2	2.55	2.79	8/10/2017
2017-08-09	1.01	1.06	1.15	1.21	1.33	1.5	1.81	2.06	2.24	2.59	2.82	8/9/2017
2017-08-08	1	1.06	1.16	1.24	1.36	1.53	1.84	2.1	2.29	2.63	2.86	8/8/2017
2017-08-07	0.99	1.02	1.14	1.22	1.36	1.52	1.81	2.07	2.26	2.6	2.84	8/7/2017
2017-08-04	1	1.08	1.14	1.23	1.36	1.51	1.82	2.08	2.27	2.61	2.84	8/4/2017
2017-08-03	1	1.08	1.13	1.22	1.34	1.49	1.79	2.05	2.24	2.56	2.81	8/3/2017
2017-08-02	1.02	1.08	1.15	1.24	1.36	1.52	1.82	2.08	2.27	2.6	2.85	8/2/2017
2017-08-01	1	1.08	1.15	1.22	1.34	1.5	1.8	2.07	2.26	2.61	2.86	8/1/2017
2017-07-31	1	1.07	1.13	1.23	1.34	1.51	1.84	2.11	2.3	2.66	2.89	7/31/2017
2017-07-28	1	1.08	1.13	1.22	1.34	1.51	1.83	2.1	2.3	2.65	2.89	7/28/2017
2017-07-27	1.01	1.11	1.13	1.22	1.36	1.52	1.84	2.12	2.32	2.68	2.93	7/27/2017
2017-07-26	1.02	1.13	1.14	1.23	1.36	1.5	1.83	2.09	2.29	2.65	2.89	7/26/2017
2017-07-25	0.96	1.18	1.15	1.24	1.4	1.56	1.9	2.15	2.33	2.67	2.91	7/25/2017



Docket No. EL18-  
Volume 4A  
Section 6

2017-07-24		1	1.17	1.12	1.23	1.37	1.53	1.83	2.07	2.26	2.59	2.83	7/24/2017
2017-07-21		1	1.16	1.1	1.22	1.36	1.5	1.81	2.05	2.24	2.57	2.81	7/21/2017
2017-07-20		1	1.15	1.12	1.22	1.37	1.51	1.82	2.08	2.27	2.6	2.83	7/20/2017
2017-07-19		0.99	1.11	1.12	1.23	1.37	1.52	1.83	2.09	2.27	2.61	2.85	7/19/2017
2017-07-18		0.95	1.07	1.11	1.19	1.36	1.52	1.82	2.08	2.27	2.61	2.85	7/18/2017
2017-07-17		0.95	1.07	1.1	1.22	1.36	1.53	1.86	2.12	2.31	2.65	2.89	7/17/2017
2017-07-14		0.93	1.04	1.12	1.22	1.35	1.54	1.87	2.13	2.33	2.67	2.91	7/14/2017
2017-07-13		0.95	1.05	1.14	1.23	1.37	1.55	1.89	2.16	2.35	2.69	2.92	7/13/2017
2017-07-12		0.94	1.05	1.13	1.21	1.35	1.53	1.88	2.14	2.33	2.65	2.89	7/12/2017
2017-07-11		0.97	1.05	1.14	1.2	1.37	1.57	1.92	2.18	2.37	2.69	2.92	7/11/2017
2017-07-10		0.95	1.04	1.13	1.23	1.4	1.59	1.93	2.2	2.38	2.7	2.93	7/10/2017
2017-07-07		0.94	1.05	1.14	1.22	1.4	1.6	1.95	2.22	2.39	2.71	2.93	7/7/2017
2017-07-06		0.95	1.04	1.14	1.23	1.4	1.6	1.94	2.21	2.37	2.68	2.9	7/6/2017
2017-07-05		0.97	1.05	1.15	1.24	1.41	1.59	1.92	2.17	2.33	2.63	2.85	7/5/2017
2017-07-04	ND	ND	ND	ND	ND	ND	ND	ND	ND	ND	ND	ND	7/4/2017
2017-07-03		0.96	1.06	1.13	1.24	1.41	1.6	1.93	2.19	2.35	2.65	2.86	7/3/2017
2017-06-30		0.84	1.03	1.14	1.24	1.38	1.55	1.89	2.14	2.31	2.61	2.84	6/30/2017
2017-06-29		0.88	1.04	1.14	1.23	1.38	1.53	1.85	2.1	2.27	2.59	2.82	6/29/2017
2017-06-28		0.89	1.02	1.12	1.21	1.34	1.51	1.81	2.05	2.22	2.55	2.77	6/28/2017
2017-06-27		0.89	1	1.13	1.22	1.38	1.53	1.83	2.04	2.21	2.52	2.75	6/27/2017
2017-06-26		0.81	0.99	1.1	1.2	1.36	1.48	1.77	1.97	2.14	2.46	2.7	6/26/2017
2017-06-23		0.76	0.97	1.1	1.21	1.34	1.48	1.77	1.98	2.15	2.48	2.71	6/23/2017
2017-06-22		0.8	0.96	1.1	1.22	1.34	1.48	1.76	1.98	2.15	2.47	2.72	6/22/2017
2017-06-21		0.85	0.99	1.12	1.22	1.36	1.5	1.78	2	2.16	2.48	2.73	6/21/2017
2017-06-20		0.88	1.01	1.14	1.22	1.36	1.5	1.77	1.99	2.16	2.49	2.74	6/20/2017
2017-06-19		0.85	1.02	1.13	1.22	1.36	1.52	1.8	2.02	2.19	2.53	2.79	6/19/2017
2017-06-16		0.85	1.03	1.13	1.21	1.32	1.48	1.75	1.97	2.16	2.52	2.78	6/16/2017
2017-06-15		0.86	1.02	1.13	1.21	1.35	1.49	1.76	1.98	2.16	2.52	2.78	6/15/2017
2017-06-14		0.9	1.01	1.12	1.2	1.35	1.48	1.74	1.96	2.15	2.53	2.79	6/14/2017
2017-06-13		0.89	1	1.12	1.22	1.38	1.51	1.79	2.02	2.21	2.6	2.87	6/13/2017
2017-06-12		0.82	0.98	1.09	1.19	1.35	1.5	1.78	2.02	2.21	2.59	2.86	6/12/2017
2017-06-09		0.8	1.01	1.13	1.2	1.35	1.5	1.77	2.02	2.21	2.59	2.86	6/9/2017
2017-06-08		0.8	1.01	1.11	1.19	1.33	1.47	1.75	2	2.19	2.57	2.85	6/8/2017
2017-06-07		0.84	1	1.09	1.17	1.32	1.45	1.74	1.99	2.18	2.56	2.84	6/7/2017
2017-06-06		0.83	0.97	1.08	1.16	1.3	1.42	1.71	1.95	2.14	2.53	2.81	6/6/2017
2017-06-05		0.83	0.96	1.06	1.16	1.32	1.45	1.74	1.99	2.18	2.56	2.84	6/5/2017
2017-06-02		0.82	0.98	1.06	1.16	1.28	1.42	1.71	1.96	2.15	2.53	2.8	6/2/2017
2017-06-01		0.82	0.98	1.07	1.16	1.28	1.45	1.76	2.02	2.21	2.6	2.87	6/1/2017
2017-05-31		0.86	0.98	1.08	1.17	1.28	1.44	1.75	2.02	2.21	2.6	2.87	5/31/2017
2017-05-30		0.77	0.93	1.07	1.16	1.28	1.44	1.76	2.02	2.21	2.61	2.88	5/30/2017
2017-05-29	ND	ND	ND	ND	ND	ND	ND	ND	ND	ND	ND	ND	5/29/2017
2017-05-26		0.75	0.94	1.08	1.17	1.3	1.46	1.79	2.06	2.25	2.65	2.92	5/26/2017
2017-05-25		0.72	0.94	1.08	1.16	1.3	1.46	1.78	2.06	2.25	2.65	2.92	5/25/2017
2017-05-24		0.76	0.93	1.07	1.18	1.29	1.46	1.79	2.07	2.26	2.65	2.92	5/24/2017
2017-05-23		0.76	0.92	1.08	1.14	1.31	1.49	1.84	2.1	2.29	2.68	2.95	5/23/2017
2017-05-22		0.7	0.93	1.05	1.12	1.29	1.45	1.8	2.06	2.25	2.64	2.91	5/22/2017
2017-05-19		0.71	0.92	1.03	1.1	1.28	1.45	1.79	2.05	2.23	2.63	2.9	5/19/2017
2017-05-18		0.73	0.93	1.02	1.09	1.27	1.44	1.78	2.04	2.23	2.64	2.9	5/18/2017
2017-05-17		0.72	0.9	1	1.08	1.26	1.42	1.76	2.03	2.22	2.65	2.91	5/17/2017
2017-05-16		0.72	0.9	1.04	1.11	1.29	1.48	1.86	2.13	2.33	2.74	2.99	5/16/2017
2017-05-15		0.73	0.9	1.02	1.11	1.31	1.49	1.86	2.14	2.34	2.76	3	5/15/2017
2017-05-12		0.69	0.88	1.03	1.11	1.29	1.49	1.85	2.13	2.33	2.74	2.98	5/12/2017
2017-05-11		0.68	0.89	1.04	1.13	1.35	1.55	1.93	2.2	2.39	2.78	3.03	5/11/2017
2017-05-10		0.71	0.9	1.04	1.13	1.35	1.56	1.94	2.22	2.41	2.79	3.03	5/10/2017
2017-05-09		0.74	0.91	1.04	1.14	1.37	1.57	1.94	2.22	2.42	2.79	3.04	5/9/2017
2017-05-08		0.73	0.91	1.02	1.12	1.33	1.53	1.91	2.19	2.39	2.76	3.02	5/8/2017
2017-05-05		0.71	0.9	1.01	1.1	1.32	1.52	1.89	2.17	2.36	2.73	2.99	5/5/2017
2017-05-04		0.71	0.86	1	1.11	1.32	1.51	1.88	2.17	2.36	2.73	3	5/4/2017
2017-05-03		0.73	0.85	1	1.1	1.3	1.5	1.86	2.14	2.33	2.7	2.97	5/3/2017
2017-05-02		0.72	0.82	0.99	1.08	1.27	1.45	1.81	2.09	2.29	2.68	2.97	5/2/2017
2017-05-01		0.67	0.83	0.98	1.09	1.28	1.48	1.84	2.13	2.33	2.71	3	5/1/2017
2017-04-28		0.68	0.8	0.99	1.07	1.28	1.45	1.81	2.1	2.29	2.67	2.96	4/28/2017
2017-04-27		0.7	0.81	0.98	1.06	1.25	1.44	1.81	2.1	2.3	2.68	2.96	4/27/2017
2017-04-26		0.74	0.83	0.99	1.07	1.28	1.46	1.84	2.12	2.32	2.69	2.97	4/26/2017
2017-04-25		0.73	0.82	0.98	1.09	1.29	1.49	1.87	2.15	2.35	2.71	2.99	4/25/2017
2017-04-24		0.74	0.81	0.96	1.03	1.25	1.44	1.81	2.09	2.28	2.65	2.93	4/24/2017
2017-04-21		0.72	0.79	0.92	0.99	1.2	1.4	1.77	2.05	2.24	2.61	2.89	4/21/2017
2017-04-20		0.73	0.79	0.93	1.01	1.21	1.41	1.78	2.06	2.24	2.61	2.89	4/20/2017
2017-04-19		0.75	0.81	0.94	1.02	1.19	1.38	1.74	2.02	2.21	2.59	2.87	4/19/2017
2017-04-18		0.76	0.82	0.94	1.02	1.18	1.35	1.71	1.98	2.18	2.56	2.84	4/18/2017
2017-04-17		0.76	0.83	0.94	1.04	1.21	1.42	1.79	2.07	2.26	2.65	2.92	4/17/2017
2017-04-14	ND	ND	ND	ND	ND	ND	ND	ND	ND	ND	ND	ND	4/14/2017
2017-04-13		0.76	0.81	0.94	1.03	1.21	1.4	1.77	2.05	2.24	2.62	2.89	4/13/2017
2017-04-12		0.77	0.81	0.95	1.04	1.24	1.44	1.81	2.09	2.28	2.65	2.92	4/12/2017
2017-04-11		0.74	0.82	0.94	1.05	1.24	1.45	1.84	2.11	2.32	2.67	2.93	4/11/2017
2017-04-10		0.77	0.82	0.97	1.07	1.29	1.52	1.91	2.18	2.37	2.72	2.99	4/10/2017
2017-04-07		0.77	0.82	0.95	1.08	1.29	1.52	1.92	2.2	2.38	2.74	3	4/7/2017
2017-04-06		0.78	0.79	0.94	1.05	1.24	1.45	1.87	2.15	2.34	2.72	2.99	4/6/2017
2017-04-05		0.77	0.8	0.93	1.03	1.24	1.44	1.85	2.14	2.34	2.71	2.98	4/5/2017
2017-04-04		0.77	0.79	0.92	1.03	1.25	1.47	1.88	2.16	2.36	2.72	2.99	4/4/2017
2017-04-03		0.73	0.79	0.92	1.02	1.24	1.47	1.88	2.16	2.35	2.71	2.98	4/3/2017
2017-03-31		0.74	0.76	0.91	1.03	1.27	1.5	1.93	2.22	2.4	2.76	3.02	3/31/2017
2017-03-30		0.75	0.78	0.91	1.03	1.28	1.55	1.96	2.25	2.42	2.78	3.03	3/30/2017
2017-03-29		0.76	0.78	0.92	1.04	1.26	1.53	1.93	2.21	2.39	2.74	2.99	3/29/2017
2017-03-28		0.75	0.78	0.92	1.03	1.3	1.56	1.97	2.25	2.42	2.77	3.02	3/28/2017
2017-03-27		0.73	0.78	0.91	1	1.27	1.51	1.93	2.2	2.38	2.73	2.98	3/27/2017
2017-03-24		0.73	0.78	0.89	1	1.26	1.52	1.93	2.22	2.4	2.74	3	3/24/2017

Docket No. EL18-  
**Volume 4A**  
**Section 6**

2017-03-23	0.73	0.76	0.9	0.99	1.26	1.52	1.95	2.23	2.41	2.76	3.02	3/23/2017
2017-03-22	0.74	0.77	0.9	0.99	1.27	1.52	1.95	2.22	2.4	2.76	3.02	3/22/2017
2017-03-21	0.76	0.77	0.91	1	1.27	1.54	1.96	2.24	2.43	2.79	3.04	3/21/2017
2017-03-20	0.7	0.76	0.89	1.01	1.3	1.57	2	2.28	2.47	2.83	3.08	3/20/2017
2017-03-17	0.71	0.73	0.87	1	1.33	1.6	2.03	2.31	2.5	2.86	3.11	3/17/2017
2017-03-16	0.68	0.73	0.89	1.01	1.35	1.63	2.05	2.34	2.53	2.89	3.14	3/16/2017
2017-03-15	0.71	0.73	0.89	1.02	1.33	1.59	2.02	2.31	2.51	2.87	3.11	3/15/2017
2017-03-14	0.77	0.78	0.93	1.06	1.4	1.68	2.13	2.42	2.6	2.94	3.17	3/14/2017
2017-03-13	0.69	0.79	0.93	1.06	1.4	1.69	2.14	2.43	2.62	2.97	3.2	3/13/2017
2017-03-10	0.6	0.75	0.89	1.03	1.36	1.66	2.11	2.4	2.58	2.94	3.16	3/10/2017
2017-03-09	0.5	0.73	0.88	1.04	1.37	1.67	2.13	2.43	2.6	2.94	3.19	3/9/2017
2017-03-08	0.54	0.73	0.86	1.03	1.36	1.65	2.08	2.38	2.57	2.89	3.15	3/8/2017
2017-03-07	0.55	0.76	0.87	1.02	1.32	1.62	2.05	2.34	2.52	2.85	3.11	3/7/2017
2017-03-06	0.56	0.74	0.83	0.97	1.31	1.6	2.02	2.32	2.49	2.84	3.1	3/6/2017
2017-03-03	0.56	0.71	0.84	0.98	1.32	1.59	2.02	2.32	2.49	2.83	3.08	3/3/2017
2017-03-02	0.52	0.67	0.84	0.98	1.32	1.6	2.03	2.32	2.49	2.84	3.09	3/2/2017
2017-03-01	0.46	0.63	0.79	0.92	1.29	1.57	1.99	2.29	2.46	2.81	3.06	3/1/2017
2017-02-28	0.4	0.53	0.69	0.88	1.22	1.49	1.89	2.19	2.36	2.7	2.97	2/28/2017
2017-02-27	0.44	0.5	0.68	0.81	1.2	1.46	1.87	2.18	2.36	2.72	2.98	2/27/2017
2017-02-24	0.4	0.52	0.65	0.8	1.12	1.38	1.8	2.12	2.31	2.69	2.95	2/24/2017
2017-02-23	0.39	0.51	0.66	0.81	1.18	1.44	1.87	2.2	2.38	2.75	3.02	2/23/2017
2017-02-22	0.47	0.52	0.68	0.82	1.22	1.49	1.92	2.23	2.42	2.78	3.04	2/22/2017
2017-02-21	0.49	0.53	0.69	0.83	1.22	1.5	1.93	2.24	2.43	2.78	3.04	2/21/2017
2017-02-20	ND	ND	ND	ND	ND	ND	ND	ND	ND	ND	ND	2/20/2017
2017-02-17	0.5	0.53	0.66	0.82	1.21	1.48	1.92	2.23	2.42	2.78	3.03	2/17/2017
2017-02-16	0.51	0.53	0.66	0.82	1.22	1.5	1.95	2.26	2.45	2.8	3.05	2/16/2017
2017-02-15	0.53	0.54	0.67	0.86	1.27	1.57	2.01	2.33	2.51	2.84	3.09	2/15/2017
2017-02-14	0.51	0.54	0.66	0.84	1.25	1.53	1.98	2.29	2.47	2.81	3.07	2/14/2017
2017-02-13	0.5	0.52	0.63	0.82	1.2	1.48	1.92	2.24	2.43	2.77	3.03	2/13/2017
2017-02-10	0.51	0.55	0.64	0.81	1.2	1.47	1.89	2.22	2.41	2.75	3.01	2/10/2017
2017-02-09	0.51	0.54	0.64	0.8	1.2	1.46	1.88	2.2	2.4	2.74	3.02	2/9/2017
2017-02-08	0.52	0.54	0.63	0.79	1.15	1.4	1.81	2.14	2.34	2.68	2.96	2/8/2017
2017-02-07	0.51	0.53	0.63	0.8	1.16	1.43	1.85	2.17	2.4	2.74	3.02	2/7/2017
2017-02-06	0.48	0.53	0.62	0.79	1.16	1.43	1.86	2.19	2.42	2.76	3.05	2/6/2017
2017-02-03	0.49	0.51	0.63	0.82	1.21	1.49	1.93	2.27	2.49	2.82	3.11	2/3/2017
2017-02-02	0.5	0.52	0.64	0.84	1.21	1.48	1.92	2.27	2.48	2.8	3.09	2/2/2017
2017-02-01	0.5	0.51	0.65	0.83	1.22	1.49	1.93	2.27	2.48	2.8	3.08	2/1/2017
2017-01-31	0.5	0.52	0.64	0.84	1.19	1.46	1.9	2.24	2.45	2.78	3.05	1/31/2017
2017-01-30	0.49	0.51	0.63	0.81	1.22	1.48	1.94	2.28	2.49	2.82	3.08	1/30/2017
2017-01-27	0.49	0.52	0.63	0.82	1.22	1.48	1.94	2.28	2.49	2.8	3.06	1/27/2017
2017-01-26	0.49	0.51	0.62	0.82	1.21	1.49	1.95	2.3	2.51	2.82	3.08	1/26/2017
2017-01-25	0.48	0.5	0.61	0.82	1.23	1.52	1.99	2.33	2.53	2.84	3.1	1/25/2017
2017-01-24	0.5	0.51	0.62	0.81	1.21	1.49	1.94	2.27	2.48	2.78	3.05	1/24/2017
2017-01-23	0.46	0.51	0.59	0.79	1.16	1.43	1.88	2.19	2.41	2.72	2.99	1/23/2017
2017-01-20	0.46	0.5	0.62	0.82	1.2	1.5	1.95	2.28	2.48	2.79	3.05	1/20/2017
2017-01-19	0.47	0.52	0.62	0.83	1.25	1.53	1.97	2.28	2.47	2.77	3.04	1/19/2017
2017-01-18	0.48	0.53	0.63	0.82	1.23	1.51	1.93	2.24	2.42	2.74	3	1/18/2017
2017-01-17	0.52	0.55	0.62	0.8	1.17	1.42	1.84	2.14	2.33	2.66	2.93	1/17/2017
2017-01-16	ND	ND	ND	ND	ND	ND	ND	ND	ND	ND	ND	1/16/2017
2017-01-13	0.52	0.53	0.61	0.82	1.21	1.48	1.9	2.2	2.4	2.71	2.99	1/13/2017
2017-01-12	0.52	0.52	0.59	0.81	1.18	1.45	1.87	2.17	2.36	2.68	3.01	1/12/2017
2017-01-11	0.51	0.52	0.6	0.82	1.2	1.47	1.89	2.18	2.38	2.68	2.96	1/11/2017
2017-01-10	0.51	0.52	0.6	0.82	1.19	1.47	1.89	2.18	2.38	2.69	2.97	1/10/2017
2017-01-09	0.5	0.5	0.6	0.82	1.21	1.47	1.89	2.18	2.38	2.69	2.97	1/9/2017
2017-01-06	0.5	0.53	0.61	0.85	1.22	1.5	1.92	2.23	2.42	2.73	3	1/6/2017
2017-01-05	0.51	0.52	0.62	0.83	1.17	1.43	1.86	2.18	2.37	2.69	2.96	1/5/2017
2017-01-04	0.49	0.53	0.63	0.87	1.24	1.5	1.94	2.26	2.46	2.78	3.05	1/4/2017
2017-01-03	0.52	0.53	0.65	0.89	1.22	1.5	1.94	2.26	2.45	2.78	3.04	1/3/2017
2017-01-02	ND	ND	ND	ND	ND	ND	ND	ND	ND	ND	ND	1/2/2017
2016-12-30	0.44	0.51	0.62	0.85	1.2	1.47	1.93	2.25	2.45	2.79	3.06	12/30/2016
2016-12-29	0.39	0.47	0.62	0.85	1.22	1.49	1.96	2.3	2.49	2.82	3.08	12/29/2016
2016-12-28	0.48	0.53	0.62	0.9	1.26	1.55	2.02	2.32	2.51	2.83	3.09	12/28/2016
2016-12-27	0.5	0.51	0.66	0.89	1.28	1.58	2.07	2.37	2.57	2.88	3.14	12/27/2016
2016-12-26	ND	ND	ND	ND	ND	ND	ND	ND	ND	ND	ND	12/26/2016
2016-12-23	0.42	0.52	0.65	0.87	1.22	1.54	2.04	2.35	2.55	2.86	3.12	12/23/2016
2016-12-22	0.42	0.51	0.65	0.87	1.22	1.54	2.04	2.36	2.55	2.86	3.12	12/22/2016
2016-12-21	0.46	0.52	0.65	0.88	1.21	1.54	2.04	2.35	2.55	2.86	3.12	12/21/2016
2016-12-20	0.48	0.52	0.66	0.9	1.25	1.56	2.06	2.38	2.57	2.88	3.15	12/20/2016
2016-12-19	0.45	0.52	0.65	0.9	1.24	1.55	2.03	2.35	2.54	2.85	3.12	12/19/2016
2016-12-16	0.46	0.51	0.65	0.91	1.28	1.59	2.07	2.41	2.6	2.91	3.19	12/16/2016
2016-12-15	0.48	0.51	0.65	0.91	1.29	1.61	2.1	2.42	2.6	2.89	3.16	12/15/2016
2016-12-14	0.49	0.55	0.66	0.92	1.27	1.57	2.02	2.34	2.54	2.86	3.14	12/14/2016
2016-12-13	0.47	0.54	0.66	0.88	1.17	1.46	1.92	2.26	2.48	2.85	3.14	12/13/2016
2016-12-12	0.42	0.51	0.64	0.85	1.15	1.44	1.9	2.26	2.49	2.86	3.16	12/12/2016
2016-12-09	0.41	0.54	0.64	0.85	1.15	1.43	1.89	2.26	2.47	2.87	3.16	12/9/2016
2016-12-08	0.39	0.51	0.62	0.84	1.12	1.4	1.83	2.2	2.4	2.81	3.1	12/8/2016
2016-12-07	0.38	0.52	0.63	0.85	1.1	1.39	1.8	2.14	2.34	2.73	3.02	12/7/2016
2016-12-06	0.35	0.49	0.63	0.83	1.12	1.41	1.84	2.18	2.39	2.77	3.08	12/6/2016
2016-12-05	0.34	0.49	0.63	0.82	1.13	1.42	1.84	2.19	2.39	2.76	3.05	12/5/2016
2016-12-02	0.34	0.49	0.61	0.8	1.11	1.4	1.84	2.2	2.4	2.78	3.08	12/2/2016
2016-12-01	0.32	0.48	0.6	0.82	1.14	1.45	1.9	2.25	2.45	2.82	3.1	12/1/2016
2016-11-30	0.38	0.48	0.62	0.8	1.11	1.4	1.83	2.18	2.37	2.73	3.02	11/30/2016
2016-11-29	0.34	0.48	0.6	0.78	1.09	1.37	1.78	2.12	2.3	2.66	2.95	11/29/2016
2016-11-28	0.32	0.48	0.6	0.79	1.11	1.38	1.8	2.13	2.32	2.68	2.99	11/28/2016
2016-11-25	0.34	0.49	0.62	0.81	1.12	1.41	1.83	2.18	2.36	2.71	3.01	11/25/2016
2016-11-24	ND	ND	ND	ND	ND	ND	ND	ND	ND	ND	ND	11/24/2016
2016-11-23	0.35	0.51	0.63	0.8	1.12	1.4	1.83	2.17	2.36	2.71	3.02	11/23/2016

Docket No. EL18-\_\_\_\_  
**Volume 4A**  
**Section 6**

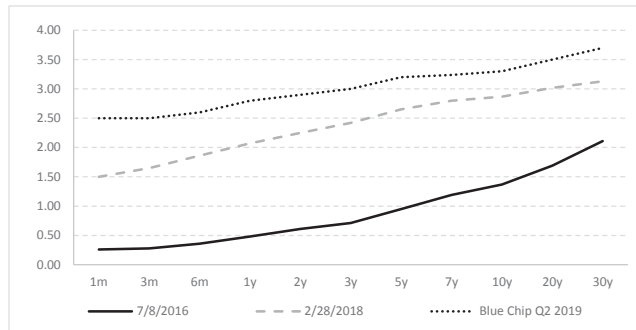
2016-11-22	0.34	0.49	0.61	0.78	1.07	1.35	1.77	2.12	2.31	2.69	3	11/22/2016
2016-11-21	0.28	0.46	0.6	0.78	1.08	1.36	1.79	2.13	2.33	2.69	3	11/21/2016
2016-11-18	0.28	0.44	0.6	0.77	1.07	1.36	1.8	2.14	2.34	2.7	3.01	11/18/2016
2016-11-17	0.3	0.44	0.61	0.77	1.04	1.31	1.73	2.08	2.29	2.69	3.01	11/17/2016
2016-11-16	0.32	0.47	0.62	0.76	1	1.28	1.68	2.03	2.22	2.61	2.92	11/16/2016
2016-11-15	0.3	0.51	0.61	0.78	1.02	1.28	1.68	2.03	2.23	2.64	2.97	11/15/2016
2016-11-14	0.32	0.55	0.65	0.77	1	1.27	1.66	2.01	2.23	2.65	2.99	11/14/2016
2016-11-11	ND	ND	ND	ND	ND	ND	ND	ND	ND	ND	ND	11/11/2016
2016-11-10	0.3	0.48	0.59	0.72	0.92	1.17	1.56	1.92	2.15	2.58	2.94	11/10/2016
2016-11-09	0.3	0.45	0.56	0.72	0.9	1.12	1.49	1.84	2.07	2.52	2.88	11/9/2016
2016-11-08	0.28	0.43	0.56	0.71	0.87	1.04	1.34	1.65	1.88	2.29	2.63	11/8/2016
2016-11-07	0.28	0.41	0.54	0.63	0.82	0.99	1.29	1.6	1.83	2.26	2.6	11/7/2016
2016-11-04	0.25	0.38	0.52	0.62	0.8	0.95	1.24	1.55	1.79	2.22	2.56	11/4/2016
2016-11-03	0.24	0.38	0.52	0.64	0.81	0.98	1.26	1.58	1.82	2.25	2.6	11/3/2016
2016-11-02	0.24	0.37	0.51	0.64	0.81	0.98	1.26	1.57	1.81	2.22	2.56	11/2/2016
2016-11-01	0.24	0.35	0.5	0.65	0.83	0.99	1.3	1.61	1.83	2.24	2.58	11/1/2016
2016-10-31	0.2	0.34	0.51	0.66	0.86	1	1.31	1.62	1.84	2.25	2.58	10/31/2016
2016-10-28	0.18	0.3	0.49	0.66	0.86	1.02	1.33	1.63	1.86	2.27	2.62	10/28/2016
2016-10-27	0.19	0.3	0.49	0.68	0.87	1.04	1.33	1.64	1.85	2.26	2.6	10/27/2016
2016-10-26	0.25	0.33	0.49	0.67	0.86	1.01	1.3	1.59	1.79	2.2	2.53	10/26/2016
2016-10-25	0.22	0.34	0.49	0.66	0.86	1	1.29	1.56	1.77	2.17	2.5	10/25/2016
2016-10-24	0.23	0.33	0.46	0.66	0.84	1	1.27	1.56	1.77	2.18	2.52	10/24/2016
2016-10-21	0.25	0.34	0.47	0.66	0.84	0.98	1.25	1.53	1.74	2.15	2.48	10/21/2016
2016-10-20	0.25	0.35	0.48	0.66	0.84	0.98	1.26	1.55	1.76	2.17	2.5	10/20/2016
2016-10-19	0.25	0.35	0.48	0.65	0.81	0.96	1.24	1.54	1.76	2.18	2.51	10/19/2016
2016-10-18	0.26	0.34	0.47	0.66	0.82	0.96	1.24	1.54	1.75	2.18	2.51	10/18/2016
2016-10-17	0.24	0.34	0.47	0.65	0.81	0.98	1.26	1.56	1.77	2.19	2.52	10/17/2016
2016-10-14	0.26	0.32	0.46	0.66	0.84	1	1.28	1.58	1.8	2.22	2.55	10/14/2016
2016-10-13	0.26	0.3	0.45	0.66	0.85	1	1.27	1.56	1.75	2.15	2.48	10/13/2016
2016-10-12	0.26	0.37	0.49	0.68	0.87	0.99	1.31	1.6	1.79	2.19	2.51	10/12/2016
2016-10-11	0.27	0.35	0.48	0.69	0.87	1.03	1.3	1.58	1.77	2.17	2.5	10/11/2016
2016-10-10	ND	ND	ND	ND	ND	ND	ND	ND	ND	ND	ND	10/10/2016
2016-10-07	0.26	0.33	0.46	0.66	0.83	0.99	1.26	1.55	1.73	2.14	2.46	10/7/2016
2016-10-06	0.26	0.33	0.46	0.65	0.86	1	1.28	1.58	1.75	2.14	2.46	10/6/2016
2016-10-05	0.26	0.32	0.48	0.65	0.85	0.98	1.26	1.54	1.72	2.11	2.44	10/5/2016
2016-10-04	0.28	0.33	0.48	0.64	0.82	0.95	1.22	1.51	1.69	2.08	2.4	10/4/2016
2016-10-03	0.25	0.32	0.48	0.63	0.8	0.91	1.18	1.46	1.63	2.01	2.34	10/3/2016
2016-09-30	0.2	0.29	0.45	0.59	0.77	0.88	1.14	1.42	1.6	1.99	2.32	9/30/2016
2016-09-29	0.12	0.26	0.43	0.59	0.73	0.85	1.12	1.39	1.56	1.95	2.28	9/29/2016
2016-09-28	0.14	0.27	0.44	0.6	0.75	0.87	1.13	1.41	1.57	1.96	2.29	9/28/2016
2016-09-27	0.16	0.26	0.42	0.58	0.75	0.86	1.12	1.39	1.56	1.96	2.28	9/27/2016
2016-09-26	0.12	0.25	0.42	0.58	0.76	0.87	1.13	1.41	1.59	2	2.32	9/26/2016
2016-09-23	0.09	0.18	0.4	0.6	0.77	0.9	1.16	1.44	1.62	2.02	2.34	9/23/2016
2016-09-22	0.1	0.18	0.39	0.6	0.79	0.91	1.18	1.46	1.63	2.02	2.34	9/22/2016
2016-09-21	0.12	0.22	0.44	0.61	0.79	0.92	1.2	1.48	1.66	2.06	2.39	9/21/2016
2016-09-20	0.17	0.3	0.49	0.61	0.79	0.93	1.2	1.5	1.69	2.09	2.43	9/20/2016
2016-09-19	0.16	0.3	0.48	0.6	0.79	0.92	1.22	1.52	1.7	2.1	2.45	9/19/2016
2016-09-16	0.2	0.3	0.5	0.61	0.77	0.91	1.21	1.51	1.7	2.1	2.44	9/16/2016
2016-09-15	0.2	0.29	0.49	0.6	0.74	0.87	1.2	1.51	1.71	2.13	2.48	9/15/2016
2016-09-14	0.24	0.33	0.52	0.62	0.77	0.9	1.21	1.52	1.7	2.1	2.44	9/14/2016
2016-09-13	0.25	0.36	0.54	0.63	0.8	0.95	1.26	1.56	1.73	2.12	2.47	9/13/2016
2016-09-12	0.24	0.37	0.53	0.73	0.79	0.92	1.21	1.5	1.68	2.05	2.4	9/12/2016
2016-09-09	0.24	0.35	0.51	0.58	0.79	0.93	1.23	1.51	1.67	2.05	2.39	9/9/2016
2016-09-08	0.26	0.35	0.5	0.57	0.78	0.91	1.19	1.46	1.61	1.98	2.32	9/8/2016
2016-09-07	0.25	0.34	0.49	0.57	0.74	0.86	1.12	1.39	1.54	1.89	2.23	9/7/2016
2016-09-06	0.24	0.32	0.45	0.56	0.74	0.86	1.13	1.4	1.55	1.9	2.24	9/6/2016
2016-09-05	ND	ND	ND	ND	ND	ND	ND	ND	ND	ND	ND	9/5/2016
2016-09-02	0.25	0.33	0.45	0.59	0.8	0.92	1.2	1.47	1.6	1.95	2.28	9/2/2016
2016-09-01	0.27	0.33	0.47	0.6	0.78	0.91	1.18	1.44	1.57	1.9	2.23	9/1/2016
2016-08-31	0.26	0.33	0.47	0.61	0.8	0.92	1.19	1.45	1.58	1.9	2.23	8/31/2016
2016-08-30	0.23	0.33	0.47	0.61	0.8	0.92	1.18	1.44	1.57	1.91	2.23	8/30/2016
2016-08-29	0.25	0.33	0.49	0.62	0.81	0.92	1.18	1.43	1.57	1.9	2.22	8/29/2016
2016-08-26	0.28	0.34	0.47	0.62	0.84	0.96	1.23	1.49	1.62	1.96	2.29	8/26/2016
2016-08-25	0.28	0.33	0.46	0.6	0.78	0.89	1.16	1.43	1.58	1.91	2.27	8/25/2016
2016-08-24	0.28	0.31	0.46	0.59	0.76	0.87	1.13	1.4	1.56	1.89	2.24	8/24/2016
2016-08-23	0.28	0.3	0.45	0.58	0.74	0.86	1.15	1.4	1.55	1.88	2.24	8/23/2016
2016-08-22	0.24	0.29	0.45	0.58	0.76	0.86	1.15	1.4	1.55	1.88	2.24	8/22/2016
2016-08-19	0.27	0.3	0.44	0.59	0.76	0.88	1.17	1.43	1.58	1.93	2.29	8/19/2016
2016-08-18	0.27	0.3	0.44	0.58	0.71	0.81	1.12	1.38	1.53	1.89	2.26	8/18/2016
2016-08-17	0.27	0.3	0.46	0.58	0.74	0.86	1.15	1.41	1.56	1.9	2.27	8/17/2016
2016-08-16	0.27	0.27	0.45	0.57	0.76	0.87	1.16	1.42	1.57	1.92	2.29	8/16/2016
2016-08-15	0.26	0.31	0.46	0.56	0.72	0.85	1.14	1.4	1.55	1.9	2.27	8/15/2016
2016-08-12	0.27	0.29	0.43	0.56	0.71	0.82	1.1	1.36	1.51	1.85	2.23	8/12/2016
2016-08-11	0.27	0.28	0.45	0.55	0.76	0.88	1.16	1.42	1.57	1.89	2.28	8/11/2016
2016-08-10	0.27	0.28	0.43	0.55	0.69	0.8	1.07	1.34	1.5	1.83	2.23	8/10/2016
2016-08-09	0.27	0.29	0.44	0.55	0.71	0.84	1.11	1.38	1.55	1.86	2.25	8/9/2016
2016-08-08	0.27	0.31	0.45	0.57	0.74	0.86	1.15	1.42	1.59	1.91	2.3	8/8/2016
2016-08-05	0.23	0.28	0.45	0.56	0.72	0.86	1.13	1.41	1.59	1.91	2.32	8/5/2016
2016-08-04	0.24	0.26	0.41	0.51	0.64	0.76	1.03	1.31	1.51	1.84	2.25	8/4/2016
2016-08-03	0.26	0.28	0.42	0.53	0.67	0.78	1.07	1.35	1.55	1.88	2.29	8/3/2016
2016-08-02	0.28	0.29	0.41	0.5	0.67	0.79	1.07	1.36	1.55	1.88	2.29	8/2/2016
2016-08-01	0.2	0.29	0.4	0.5	0.67	0.78	1.06	1.33	1.51	1.84	2.24	8/1/2016
2016-07-29	0.19	0.28	0.38	0.5	0.67	0.76	1.03	1.29	1.46	1.78	2.18	7/29/2016
2016-07-28	0.19	0.25	0.39	0.53	0.72	0.82	1.09	1.35	1.52	1.83	2.23	7/28/2016
2016-07-27	0.25	0.31	0.4	0.53	0.73	0.83	1.1	1.35	1.52	1.84	2.23	7/27/2016
2016-07-26	0.24	0.31	0.43	0.55	0.75	0.87	1.15	1.4	1.57	1.89	2.28	7/26/2016
2016-07-25	0.28	0.32	0.44	0.55	0.72	0.87	1.15	1.41	1.58	1.9	2.29	7/25/2016

Docket No. EL18-  
 Volume 4A  
 Section 6

2016-07-22	0.29	0.33	0.44	0.55	0.71	0.84	1.13	1.4	1.57	1.9	2.29	7/22/2016
2016-07-21	0.28	0.32	0.44	0.54	0.7	0.82	1.11	1.38	1.57	1.9	2.29	7/21/2016
2016-07-20	0.28	0.32	0.44	0.56	0.73	0.86	1.15	1.41	1.59	1.91	2.3	7/20/2016
2016-07-19	0.29	0.31	0.44	0.56	0.7	0.84	1.12	1.38	1.56	1.88	2.27	7/19/2016
2016-07-18	0.26	0.32	0.44	0.52	0.68	0.85	1.14	1.4	1.59	1.9	2.3	7/18/2016
2016-07-15	0.27	0.32	0.42	0.52	0.71	0.87	1.15	1.42	1.6	1.9	2.3	7/15/2016
2016-07-14	0.29	0.32	0.41	0.53	0.68	0.82	1.1	1.36	1.53	1.84	2.25	7/14/2016
2016-07-13	0.29	0.31	0.4	0.51	0.68	0.8	1.07	1.32	1.48	1.77	2.18	7/13/2016
2016-07-12	0.29	0.29	0.4	0.52	0.69	0.81	1.1	1.35	1.53	1.82	2.24	7/12/2016
2016-07-11	0.28	0.31	0.4	0.5	0.66	0.77	1.03	1.27	1.43	1.73	2.14	7/11/2016
2016-07-08	0.26	0.28	0.36	0.48	0.61	0.71	0.95	1.19	1.37	1.69	2.11	7/8/2016
2016-07-07	0.27	0.29	0.37	0.47	0.58	0.69	0.97	1.21	1.4	1.72	2.14	7/7/2016
2016-07-06	0.26	0.27	0.36	0.46	0.58	0.69	0.95	1.2	1.38	1.72	2.14	7/6/2016
2016-07-05	0.27	0.28	0.35	0.44	0.56	0.66	0.94	1.19	1.37	1.72	2.14	7/5/2016
2016-07-04	ND	ND	ND	ND	ND	ND	ND	ND	ND	ND	ND	7/4/2016
2016-07-01	0.24	0.28	0.37	0.45	0.59	0.71	1	1.27	1.46	1.81	2.24	7/1/2016
2016-06-30	0.2	0.26	0.36	0.45	0.58	0.71	1.01	1.29	1.49	1.86	2.3	6/30/2016
2016-06-29	0.18	0.26	0.35	0.46	0.62	0.74	1.03	1.3	1.5	1.86	2.3	6/29/2016
2016-06-28	0.25	0.26	0.35	0.45	0.61	0.71	1	1.26	1.46	1.83	2.27	6/28/2016
2016-06-27	0.22	0.27	0.35	0.45	0.61	0.7	1	1.26	1.46	1.83	2.28	6/27/2016
2016-06-24	0.24	0.27	0.38	0.48	0.64	0.76	1.08	1.35	1.57	1.96	2.42	6/24/2016
2016-06-23	0.27	0.31	0.43	0.58	0.78	0.92	1.25	1.54	1.74	2.12	2.55	6/23/2016
2016-06-22	0.25	0.27	0.4	0.56	0.75	0.88	1.2	1.49	1.69	2.06	2.5	6/22/2016
2016-06-21	0.25	0.27	0.41	0.57	0.76	0.89	1.22	1.49	1.71	2.07	2.5	6/21/2016
2016-06-20	0.23	0.28	0.41	0.56	0.74	0.87	1.17	1.45	1.67	2.03	2.47	6/20/2016
2016-06-17	0.22	0.27	0.37	0.51	0.7	0.83	1.13	1.41	1.62	1.99	2.43	6/17/2016
2016-06-16	0.23	0.27	0.36	0.53	0.7	0.81	1.1	1.37	1.57	1.96	2.39	6/16/2016
2016-06-15	0.23	0.26	0.37	0.52	0.69	0.81	1.1	1.38	1.6	1.99	2.43	6/15/2016
2016-06-14	0.24	0.27	0.41	0.55	0.74	0.85	1.15	1.42	1.62	2	2.43	6/14/2016
2016-06-13	0.23	0.27	0.4	0.55	0.73	0.84	1.14	1.42	1.62	2.01	2.43	6/13/2016
2016-06-10	0.18	0.26	0.42	0.57	0.73	0.87	1.17	1.44	1.64	2.02	2.44	6/10/2016
2016-06-09	0.21	0.26	0.43	0.59	0.77	0.91	1.22	1.49	1.68	2.05	2.48	6/9/2016
2016-06-08	0.2	0.24	0.43	0.6	0.78	0.93	1.23	1.51	1.71	2.08	2.51	6/8/2016
2016-06-07	0.2	0.28	0.43	0.59	0.78	0.94	1.23	1.51	1.72	2.1	2.54	6/7/2016
2016-06-06	0.19	0.28	0.43	0.6	0.8	0.94	1.25	1.53	1.73	2.12	2.55	6/6/2016
2016-06-03	0.19	0.3	0.43	0.6	0.78	0.92	1.23	1.5	1.71	2.09	2.52	6/3/2016
2016-06-02	0.19	0.29	0.48	0.68	0.89	1.03	1.36	1.63	1.81	2.17	2.58	6/2/2016
2016-06-01	0.27	0.3	0.49	0.7	0.91	1.07	1.39	1.67	1.85	2.22	2.63	6/1/2016
2016-05-31	0.27	0.34	0.49	0.68	0.87	1.03	1.37	1.66	1.84	2.23	2.64	5/31/2016
2016-05-30	ND	ND	ND	ND	ND	ND	ND	ND	ND	ND	ND	5/30/2016
2016-05-27	0.23	0.32	0.47	0.68	0.9	1.06	1.39	1.67	1.85	2.25	2.65	5/27/2016
2016-05-26	0.17	0.31	0.46	0.65	0.87	1.03	1.35	1.65	1.83	2.24	2.64	5/26/2016
2016-05-25	0.24	0.33	0.47	0.67	0.92	1.08	1.4	1.69	1.87	2.27	2.67	5/25/2016
2016-05-24	0.28	0.35	0.48	0.69	0.92	1.08	1.41	1.68	1.86	2.25	2.65	5/24/2016
2016-05-23	0.26	0.35	0.48	0.69	0.91	1.05	1.38	1.65	1.84	2.23	2.63	5/23/2016
2016-05-20	0.26	0.33	0.46	0.67	0.89	1.05	1.38	1.65	1.85	2.24	2.63	5/20/2016
2016-05-19	0.25	0.31	0.43	0.64	0.89	1.06	1.38	1.67	1.85	2.24	2.64	5/19/2016
2016-05-18	0.25	0.3	0.43	0.63	0.9	1.08	1.41	1.69	1.87	2.27	2.67	5/18/2016
2016-05-17	0.25	0.28	0.4	0.58	0.82	0.97	1.29	1.57	1.76	2.18	2.59	5/17/2016
2016-05-16	0.21	0.28	0.38	0.57	0.79	0.94	1.26	1.55	1.75	2.18	2.59	5/16/2016
2016-05-13	0.25	0.29	0.38	0.55	0.76	0.91	1.22	1.51	1.71	2.14	2.55	5/13/2016
2016-05-12	0.25	0.27	0.37	0.54	0.76	0.92	1.24	1.54	1.75	2.18	2.6	5/12/2016
2016-05-11	0.25	0.26	0.37	0.53	0.74	0.87	1.2	1.51	1.73	2.15	2.58	5/11/2016
2016-05-10	0.25	0.24	0.36	0.52	0.72	0.88	1.2	1.52	1.77	2.18	2.61	5/10/2016
2016-05-09	0.21	0.24	0.38	0.51	0.72	0.86	1.2	1.51	1.77	2.18	2.61	5/9/2016
2016-05-06	0.2	0.19	0.39	0.51	0.74	0.9	1.23	1.55	1.79	2.2	2.62	5/6/2016
2016-05-05	0.2	0.2	0.39	0.51	0.72	0.87	1.2	1.52	1.76	2.17	2.6	5/5/2016
2016-05-04	0.18	0.19	0.39	0.52	0.75	0.89	1.23	1.55	1.79	2.22	2.64	5/4/2016
2016-05-03	0.18	0.21	0.4	0.53	0.75	0.92	1.25	1.57	1.81	2.24	2.66	5/3/2016
2016-05-02	0.11	0.22	0.41	0.55	0.8	0.96	1.32	1.64	1.88	2.31	2.71	5/2/2016
2016-04-29	0.16	0.22	0.4	0.56	0.77	0.92	1.28	1.6	1.83	2.26	2.66	4/29/2016
2016-04-28	0.17	0.22	0.39	0.56	0.78	0.93	1.28	1.6	1.84	2.27	2.68	4/28/2016
2016-04-27	0.18	0.24	0.4	0.58	0.83	0.99	1.33	1.64	1.87	2.3	2.71	4/27/2016
2016-04-26	0.19	0.24	0.43	0.61	0.86	1.04	1.4	1.72	1.94	2.35	2.76	4/26/2016
2016-04-25	0.17	0.25	0.4	0.57	0.85	1.01	1.38	1.69	1.91	2.32	2.72	4/25/2016
2016-04-22	0.19	0.23	0.38	0.56	0.84	1.01	1.37	1.67	1.89	2.3	2.7	4/22/2016
2016-04-21	0.19	0.23	0.37	0.56	0.82	0.98	1.35	1.65	1.88	2.29	2.69	4/21/2016
2016-04-20	0.18	0.23	0.36	0.54	0.8	0.97	1.32	1.63	1.85	2.25	2.66	4/20/2016
2016-04-19	0.18	0.21	0.36	0.53	0.77	0.92	1.26	1.57	1.79	2.19	2.6	4/19/2016
2016-04-18	0.16	0.22	0.35	0.52	0.75	0.9	1.24	1.54	1.78	2.17	2.58	4/18/2016
2016-04-15	0.19	0.22	0.37	0.53	0.74	0.87	1.22	1.52	1.76	2.14	2.56	4/15/2016
2016-04-14	0.21	0.22	0.37	0.55	0.77	0.92	1.26	1.57	1.8	2.18	2.61	4/14/2016
2016-04-13	0.21	0.23	0.36	0.55	0.75	0.9	1.22	1.53	1.77	2.16	2.58	4/13/2016
2016-04-12	0.21	0.22	0.34	0.54	0.74	0.9	1.22	1.54	1.79	2.18	2.61	4/12/2016
2016-04-11	0.19	0.23	0.34	0.53	0.7	0.85	1.16	1.48	1.73	2.14	2.56	4/11/2016
2016-04-08	0.2	0.23	0.34	0.54	0.7	0.84	1.16	1.47	1.72	2.13	2.55	4/8/2016
2016-04-07	0.2	0.23	0.36	0.52	0.7	0.83	1.14	1.46	1.7	2.1	2.52	4/7/2016
2016-04-06	0.19	0.23	0.36	0.55	0.73	0.88	1.2	1.52	1.76	2.17	2.58	4/6/2016
2016-04-05	0.19	0.23	0.36	0.56	0.72	0.85	1.17	1.49	1.73	2.13	2.54	4/5/2016
2016-04-04	0.18	0.23	0.38	0.59	0.75	0.88	1.22	1.53	1.78	2.19	2.6	4/4/2016
2016-04-01	0.2	0.23	0.4	0.62	0.76	0.9	1.24	1.56	1.79	2.2	2.62	4/1/2016
2016-03-31	0.18	0.21	0.39	0.59	0.73	0.87	1.21	1.54	1.78	2.2	2.61	3/31/2016
2016-03-30	0.14	0.2	0.39	0.61	0.76	0.91	1.26	1.6	1.83	2.24	2.65	3/30/2016
2016-03-29	0.18	0.23	0.45	0.63	0.78	0.94	1.29	1.59	1.81	2.2	2.6	3/29/2016
2016-03-28	0.19	0.29	0.49	0.65	0.89	1.04	1.37	1.68	1.89	2.26	2.66	3/28/2016
2016-03-25	ND	ND	ND	ND	ND	ND	ND	ND	ND	ND	ND	3/25/2016
2016-03-24	0.24	0.3	0.46	0.63	0.89	1.05	1.39	1.7	1.91	2.28	2.67	3/24/2016



	Current		Blue Chip		
	7/8/2016	2/28/2018	Q2 2019		
1m	0.26	1.5	2.5		
3m	0.28	1.65	2.5		
6m	0.36	1.86	2.6		1.5
1y	0.48	2.07	2.8		1.59
2y	0.61	2.25	2.9		
3y	0.71	2.42	3.0		
5y	0.95	2.65	3.2		
7y	1.19	2.8	3.2		
10y	1.37	2.87	3.3		1.5
20y	1.69	3.02	3.5		
30y	2.11	3.13	3.7		1.02





Source: Bloomberg Professional Services

MAVG Days

100

	MOODUA Index	MOODCA Index	USGG30YR Index		A-T30 Spread: Utility	A-T30 Spread: Corp	100-Day MAVG
	PX LAST	PX LAST	PX LAST	VIX Index			
2/28/2018	4.100	4.110	3.124	19.850	0.976	0.986	1.006
2/27/2018	4.140	4.150	3.159	18.590	0.981	0.991	1.007
2/26/2018	4.120	4.130	3.153	15.800	0.967	0.977	1.007
2/23/2018	4.120	4.130	3.156	16.490	0.965	0.975	1.008
2/22/2018	4.160	4.170	3.206	18.720	0.954	0.964	1.009
2/21/2018	4.180	4.190	3.220	20.020	0.960	0.970	1.011
2/20/2018	4.110	4.120	3.153	20.600	0.957	0.967	1.012
2/16/2018	4.100	4.110	3.132	19.460	0.968	0.978	1.013
2/15/2018	4.100	4.110	3.164	19.130	0.936	0.946	1.014
2/14/2018	4.130	4.150	3.162	19.260	0.968	0.988	1.016
2/13/2018	4.080	4.100	3.111	24.970	0.969	0.989	1.017
2/12/2018	4.080	4.100	3.144	25.610	0.936	0.956	1.018
2/9/2018	4.080	4.090	3.160	29.060	0.920	0.930	1.020
2/8/2018	4.080	4.080	3.129	33.460	0.951	0.951	1.022
2/7/2018	4.060	4.060	3.114	27.730	0.946	0.946	1.023
2/6/2018	3.990	3.990	3.066	29.980	0.924	0.924	1.025
2/5/2018	4.010	4.000	3.006	37.320	1.004	0.994	1.026
2/2/2018	4.040	4.030	3.087	17.310	0.953	0.943	1.027
2/1/2018	3.960	3.950	3.024	13.470	0.936	0.926	1.029
1/31/2018	3.910	3.890	2.935	13.540	0.975	0.955	1.031
1/30/2018	3.940	3.930	2.971	14.790	0.969	0.959	1.032
1/29/2018	3.910	3.890	2.942	13.840	0.968	0.948	1.033
1/26/2018	3.880	3.870	2.911	11.080	0.969	0.959	1.034
1/25/2018	3.850	3.850	2.881	11.580	0.969	0.969	1.035
1/24/2018	3.910	3.910	2.928	11.470	0.982	0.982	1.037
1/23/2018	3.880	3.870	2.895	11.100	0.986	0.976	1.038
1/22/2018	3.900	3.900	2.913	11.030	0.987	0.987	1.039
1/19/2018	3.890	3.880	2.933	11.270	0.957	0.947	1.040
1/18/2018	3.870	3.860	2.903	12.220	0.967	0.957	1.041
1/17/2018	3.830	3.820	2.857	11.910	0.973	0.963	1.042
1/16/2018	3.820	3.810	2.825	11.660	0.995	0.985	1.043
1/12/2018	3.840	3.830	2.849	10.160	0.991	0.981	1.044
1/11/2018	3.840	3.840	2.867	9.880	0.973	0.973	1.045
1/10/2018	3.880	3.880	2.898	9.820	0.982	0.982	1.046
1/9/2018	3.880	3.880	2.895	10.080	0.985	0.985	1.046
1/8/2018	3.820	3.810	2.811	9.520	1.009	0.999	1.047
1/5/2018	3.820	3.810	2.811	9.220	1.010	1.000	1.048
1/4/2018	3.790	3.790	2.786	9.220	1.004	1.004	1.049
1/3/2018	3.790	3.790	2.786	9.150	1.005	1.005	1.049
1/2/2018	3.820	3.820	2.814	9.770	1.006	1.006	1.050
12/29/2017	3.760	3.750	2.740	11.040	1.020	1.010	1.050
12/28/2017	3.770	3.760	2.756	10.180	1.014	1.004	1.051
12/27/2017	3.760	3.750	2.746	10.470	1.014	1.004	1.051
12/26/2017	3.830	3.820	2.825	10.250	1.005	0.995	1.051
12/22/2017	3.850	3.850	2.831	9.900	1.019	1.019	1.052
12/21/2017	3.840	3.840	2.842	9.620	0.998	0.998	1.052
12/20/2017	3.890	3.890	2.877	9.720	1.013	1.013	1.053
12/19/2017	3.850	3.840	2.820	10.030	1.030	1.020	1.054
12/18/2017	3.770	3.770	2.741	9.530	1.029	1.029	1.054
12/15/2017	3.720	3.720	2.687	9.420	1.033	1.033	1.055
12/14/2017	3.740	3.740	2.706	10.490	1.034	1.034	1.056
12/13/2017	3.760	3.760	2.727	10.180	1.033	1.033	1.056
12/12/2017	3.810	3.810	2.776	9.920	1.034	1.034	1.057
12/11/2017	3.800	3.800	2.776	9.340	1.024	1.024	1.058
12/8/2017	3.810	3.810	2.769	9.580	1.042	1.042	1.059
12/7/2017	3.810	3.810	2.761	10.160	1.049	1.049	1.059
12/6/2017	3.750	3.750	2.730	11.020	1.020	1.020	1.060
12/5/2017	3.770	3.770	2.732	11.330	1.039	1.039	1.061
12/4/2017	3.800	3.810	2.764	11.680	1.036	1.046	1.062
12/1/2017	3.800	3.800	2.762	11.430	1.039	1.039	1.063
11/30/2017	3.870	3.870	2.827	11.280	1.043	1.043	1.064
11/29/2017	3.860	3.870	2.825	10.700	1.036	1.046	1.065
11/28/2017	3.810	3.820	2.758	10.030	1.052	1.062	1.065
11/27/2017	3.810	3.820	2.768	9.870	1.042	1.052	1.066
11/24/2017	3.810	3.810	2.764	9.670	1.046	1.046	1.067
11/22/2017	3.790	3.800	2.739	9.880	1.051	1.061	1.068
11/21/2017	3.800	3.810	2.758	9.730	1.042	1.052	1.069
11/20/2017	3.840	3.850	2.780	10.650	1.060	1.070	1.070
11/17/2017	3.830	3.850	2.778	11.430	1.052	1.072	1.071
11/16/2017	3.850	3.870	2.827	11.760	1.023	1.043	1.072
11/15/2017	3.820	3.840	2.765	13.130	1.055	1.075	1.073
11/14/2017	3.880	3.890	2.830	11.590	1.050	1.060	1.074
11/13/2017	3.900	3.910	2.871	11.500	1.029	1.039	1.075
11/9/2017	3.830	3.840	2.816	10.500	1.014	1.024	1.076

11/8/2017	3.800	3.810	2.792	9.780	1.008	1.018	1.077
11/7/2017	3.780	3.790	2.777	9.890	1.003	1.013	1.079
11/6/2017	3.800	3.810	2.794	9.400	1.006	1.016	1.080
11/3/2017	3.830	3.830	2.813	9.140	1.017	1.017	1.082
11/2/2017	3.830	3.840	2.826	9.930	1.005	1.015	1.083
11/1/2017	3.870	3.870	2.858	10.200	1.012	1.012	1.084
10/31/2017	3.880	3.870	2.879	10.180	1.001	0.991	1.086
10/30/2017	3.880	3.880	2.880	10.500	1.000	1.000	1.087
10/27/2017	3.940	3.930	2.918	9.800	1.022	1.012	1.089
10/26/2017	3.960	3.960	2.971	11.300	0.989	0.989	1.090
10/25/2017	3.960	3.960	2.940	11.230	1.020	1.020	1.091
10/24/2017	3.930	3.930	2.933	11.160	0.997	0.997	1.093
10/23/2017	3.910	3.910	2.883	11.070	1.027	1.027	1.094
10/20/2017	3.910	3.910	2.897	9.970	1.013	1.013	1.096
10/19/2017	3.860	3.860	2.837	10.050	1.024	1.024	1.097
10/18/2017	3.880	3.880	2.856	10.070	1.024	1.024	1.099
10/17/2017	3.840	3.840	2.802	10.310	1.038	1.038	1.100
10/16/2017	3.860	3.860	2.823	9.910	1.037	1.037	1.101
10/13/2017	3.850	3.850	2.805	9.610	1.045	1.045	1.102
10/12/2017	3.890	3.890	2.847	9.910	1.043	1.043	1.103
10/11/2017	3.910	3.910	2.882	9.850	1.028	1.028	1.105
10/10/2017	3.920	3.910	2.895	10.080	1.025	1.015	1.106
10/9/2017	3.950	3.940	2.894	10.330	1.056	1.046	1.107
10/6/2017	3.950	3.940	2.894	9.650	1.056	1.046	1.108
10/5/2017	3.940	3.930	2.890	9.190	1.050	1.040	1.109
10/4/2017	3.940	3.930	2.866	9.630	1.074	1.064	1.110
10/3/2017	3.930	3.920	2.864	9.510	1.066	1.056	1.111
10/2/2017	3.930	3.920	2.874	9.450	1.056	1.046	1.112
9/29/2017	3.920	3.920	2.860	9.510	1.060	1.060	1.113
9/28/2017	3.940	3.940	2.871	9.550	1.069	1.069	1.114
9/27/2017	3.940	3.940	2.863	9.870	1.078	1.078	1.116
9/26/2017	3.850	3.850	2.774	10.170	1.076	1.076	1.116
9/25/2017	3.850	3.850	2.762	10.210	1.089	1.089	1.117
9/22/2017	3.880	3.890	2.780	9.590	1.100	1.110	1.118
9/21/2017	3.890	3.900	2.805	9.670	1.085	1.095	1.119
9/20/2017	3.910	3.920	2.808	9.780	1.102	1.112	1.120
9/19/2017	3.900	3.910	2.817	10.180	1.083	1.093	1.121
9/18/2017	3.900	3.910	2.799	10.150	1.101	1.111	1.122
9/15/2017	3.860	3.880	2.770	10.170	1.090	1.110	1.123
9/14/2017	3.870	3.890	2.767	10.440	1.103	1.123	1.124
9/13/2017	3.890	3.910	2.786	10.500	1.104	1.124	1.124
9/12/2017	3.870	3.890	2.772	10.580	1.099	1.119	1.125
9/11/2017	3.830	3.860	2.743	10.730	1.087	1.117	1.126
9/8/2017	3.780	3.810	2.669	12.120	1.111	1.141	1.127
9/7/2017	3.770	3.800	2.657	11.550	1.113	1.143	1.128
9/6/2017	3.820	3.840	2.722	11.630	1.098	1.118	1.128
9/5/2017	3.780	3.800	2.681	12.230	1.099	1.119	1.130
9/1/2017	3.850	3.870	2.777	10.130	1.073	1.093	1.130
8/31/2017	3.810	3.830	2.726	10.590	1.084	1.104	1.131
8/30/2017	3.830	3.860	2.738	11.220	1.092	1.122	1.132
8/29/2017	3.830	3.850	2.738	11.700	1.092	1.112	1.133
8/28/2017	3.830	3.850	2.755	11.320	1.075	1.095	1.134
8/25/2017	3.830	3.860	2.747	11.280	1.083	1.113	1.135
8/24/2017	3.850	3.870	2.769	12.230	1.081	1.101	1.136
8/23/2017	3.830	3.860	2.746	12.250	1.084	1.114	1.137
8/21/2017	3.840	3.860	2.763	13.190	1.077	1.097	1.137
8/18/2017	3.850	3.880	2.776	14.260	1.074	1.104	1.138
8/17/2017	3.850	3.870	2.774	15.550	1.076	1.096	1.139
8/16/2017	3.880	3.900	2.807	11.740	1.073	1.093	1.140
8/15/2017	3.910	3.930	2.849	12.040	1.061	1.081	1.140
8/14/2017	3.870	3.900	2.807	12.330	1.063	1.093	1.141
8/11/2017	3.860	3.880	2.786	15.510	1.075	1.095	1.142
8/10/2017	3.850	3.870	2.773	16.040	1.077	1.097	1.143
8/9/2017	3.870	3.890	2.822	11.110	1.048	1.068	1.144
8/8/2017	3.920	3.940	2.843	10.960	1.077	1.097	1.145
8/7/2017	3.890	3.900	2.834	9.930	1.056	1.066	1.146
8/4/2017	3.900	3.910	2.842	10.030	1.058	1.068	1.146
8/3/2017	3.860	3.870	2.797	10.440	1.063	1.073	1.147
8/2/2017	3.900	3.900	2.856	10.280	1.044	1.044	1.148
8/1/2017	3.910	3.910	2.857	10.090	1.053	1.053	1.149
7/31/2017	3.970	3.960	2.900	10.260	1.070	1.060	1.150
7/28/2017	3.970	3.960	2.895	10.290	1.075	1.065	1.150
7/27/2017	4.000	3.990	2.919	10.110	1.081	1.071	1.151
7/26/2017	3.980	3.960	2.891	9.600	1.089	1.069	1.151
7/25/2017	4.000	3.980	2.917	9.430	1.083	1.063	1.152
7/24/2017	3.930	3.910	2.835	9.430	1.096	1.076	1.152
7/21/2017	3.910	3.880	2.809	9.360	1.101	1.071	1.153
7/20/2017	3.950	3.920	2.825	9.580	1.125	1.095	1.153
7/19/2017	3.960	3.930	2.851	9.790	1.109	1.079	1.153
7/18/2017	3.960	3.940	2.846	9.890	1.114	1.094	1.154
7/17/2017	4.000	3.980	2.904	9.820	1.096	1.076	1.154
7/14/2017	4.020	4.000	2.920	9.510	1.101	1.081	1.155
7/13/2017	4.040	4.020	2.917	9.900	1.123	1.103	1.155
7/12/2017	4.020	4.000	2.884	10.300	1.136	1.116	1.155

7/11/2017	4.050	4.030	2.923	10.890	1.127	1.107	1.156
7/10/2017	4.050	4.030	2.927	11.110	1.124	1.104	1.156
7/7/2017	4.060	4.050	2.929	11.190	1.131	1.121	1.156
7/6/2017	4.030	4.020	2.902	12.540	1.128	1.118	1.156
7/5/2017	3.990	3.980	2.847	11.070	1.143	1.133	1.157
7/3/2017	4.000	3.990	2.867	11.220	1.133	1.123	1.157
6/30/2017	3.980	3.970	2.835	11.180	1.145	1.135	1.157
6/29/2017	3.960	3.950	2.814	11.440	1.147	1.137	1.157
6/28/2017	3.920	3.910	2.781	10.030	1.139	1.129	1.157
6/27/2017	3.890	3.880	2.752	11.060	1.138	1.128	1.157
6/26/2017	3.840	3.840	2.697	9.900	1.143	1.143	1.157
6/23/2017	3.860	3.860	2.716	10.020	1.145	1.145	1.157
6/22/2017	3.870	3.870	2.716	10.480	1.154	1.154	1.157
6/21/2017	3.870	3.870	2.727	10.750	1.143	1.143	1.157
6/20/2017	3.880	3.880	2.739	10.860	1.142	1.142	1.157
6/19/2017	3.930	3.920	2.785	10.370	1.145	1.135	1.157
6/16/2017	3.930	3.920	2.775	10.380	1.155	1.145	1.157
6/15/2017	3.930	3.920	2.787	10.900	1.143	1.133	1.156
6/14/2017	3.920	3.910	2.769	10.640	1.151	1.141	1.156
6/13/2017	4.000	3.990	2.865	10.420	1.135	1.125	1.156
6/12/2017	4.010	4.000	2.869	11.460	1.141	1.131	1.155
6/9/2017	4.000	3.990	2.856	10.700	1.144	1.134	1.155
6/8/2017	4.000	3.990	2.851	10.160	1.149	1.139	1.155
6/7/2017	3.980	3.980	2.837	10.390	1.143	1.143	1.154
6/6/2017	3.960	3.950	2.812	10.450	1.149	1.139	1.154
6/5/2017	3.990	3.980	2.837	10.070	1.153	1.143	1.154
6/2/2017	3.970	3.960	2.810	9.750	1.160	1.150	1.153
6/1/2017	4.020	4.010	2.863	9.890	1.157	1.147	1.153
5/31/2017	4.010	4.000	2.863	10.410	1.147	1.137	1.153
5/30/2017	4.040	4.030	2.877	10.380	1.163	1.153	1.153
5/26/2017	4.070	4.060	2.912	9.810	1.158	1.148	1.153
5/25/2017	4.080	4.070	2.921	9.990	1.159	1.149	1.152
5/24/2017	4.090	4.080	2.925	10.020	1.166	1.156	1.152
5/23/2017	4.100	4.080	2.943	10.720	1.157	1.137	1.152
5/22/2017	4.070	4.050	2.914	10.930	1.156	1.136	1.152
5/19/2017	4.060	4.040	2.897	12.040	1.163	1.143	1.152
5/18/2017	4.060	4.050	2.901	14.660	1.160	1.150	1.151
5/17/2017	4.060	4.040	2.916	15.590	1.144	1.124	1.151
5/16/2017	4.150	4.130	2.992	10.650	1.158	1.138	1.151
5/15/2017	4.170	4.150	3.006	10.420	1.164	1.144	1.152
5/12/2017	4.150	4.140	2.989	10.400	1.161	1.151	1.151
5/11/2017	4.200	4.180	3.026	10.600	1.175	1.155	1.151
5/10/2017	4.200	4.190	3.041	10.210	1.159	1.149	1.151
5/9/2017	4.200	4.190	3.027	9.960	1.173	1.163	1.151
5/8/2017	4.180	4.170	3.022	9.770	1.158	1.148	1.151
5/5/2017	4.160	4.150	2.983	10.570	1.177	1.167	1.151
5/4/2017	4.170	4.160	2.998	10.460	1.172	1.162	1.151
5/3/2017	4.130	4.120	2.968	10.680	1.162	1.152	1.151
5/2/2017	4.160	4.150	2.969	10.590	1.191	1.181	1.151
5/1/2017	4.190	4.180	3.002	10.110	1.188	1.178	1.151
4/28/2017	4.130	4.120	2.951	10.820	1.179	1.169	1.151
4/27/2017	4.150	4.140	2.964	10.360	1.186	1.176	1.151
4/26/2017	4.150	4.140	2.960	10.850	1.190	1.180	1.151
4/25/2017	4.160	4.150	2.988	10.760	1.172	1.162	1.151
4/24/2017	4.110	4.100	2.929	10.840	1.181	1.171	1.151
4/21/2017	4.080	4.080	2.902	14.630	1.179	1.179	1.152
4/20/2017	4.070	4.070	2.882	14.150	1.188	1.188	1.152
4/19/2017	4.050	4.050	2.873	14.930	1.177	1.177	1.152
4/18/2017	4.030	4.020	2.835	14.420	1.195	1.185	1.153
4/17/2017	4.090	4.090	2.909	14.660	1.181	1.181	1.153
4/13/2017	4.060	4.060	2.892	15.960	1.168	1.168	1.153
4/12/2017	4.100	4.100	2.886	15.770	1.214	1.214	1.153
4/11/2017	4.100	4.100	2.929	15.070	1.171	1.171	1.153
4/10/2017	4.160	4.160	2.990	14.050	1.170	1.170	1.153
4/7/2017	4.170	4.170	3.008	12.870	1.162	1.162	1.153
4/6/2017	4.160	4.160	2.986	12.390	1.174	1.174	1.154
4/5/2017	4.170	4.170	2.986	12.890	1.184	1.184	1.155
4/4/2017	4.160	4.160	3.000	11.790	1.160	1.160	1.155
4/3/2017	4.150	4.150	2.953	12.380	1.197	1.197	1.156
3/31/2017	4.180	4.180	3.010	12.370	1.171	1.171	1.157
3/30/2017	4.190	4.190	3.034	11.540	1.156	1.156	1.157
3/29/2017	4.150	4.150	2.986	11.420	1.164	1.164	1.158
3/28/2017	4.170	4.180	3.025	11.530	1.145	1.155	1.159
3/27/2017	4.140	4.140	2.985	12.500	1.155	1.155	1.160
3/24/2017	4.160	4.160	3.013	12.960	1.147	1.147	1.161
3/23/2017	4.190	4.190	3.029	13.120	1.161	1.161	1.162
3/22/2017	4.170	4.180	3.017	12.810	1.153	1.163	1.163
3/21/2017	4.200	4.210	3.034	12.470	1.166	1.176	1.164
3/20/2017	4.240	4.240	3.077	11.340	1.163	1.163	1.165
3/17/2017	4.260	4.260	3.110	11.280	1.150	1.150	1.166
3/16/2017	4.280	4.290	3.151	11.210	1.129	1.139	1.167
3/15/2017	4.240	4.260	3.107	11.630	1.133	1.153	1.168
3/14/2017	4.320	4.330	3.175	12.300	1.145	1.155	1.170
3/13/2017	4.330	4.340	3.212	11.350	1.118	1.128	1.171

3/10/2017	4.310	4.320	3.165	11.660	1.145	1.155	1.173
3/9/2017	4.320	4.330	3.189	12.300	1.131	1.141	1.174
3/8/2017	4.280	4.290	3.149	11.860	1.131	1.141	1.176
3/7/2017	4.240	4.250	3.121	11.450	1.119	1.129	1.177
3/6/2017	4.230	4.230	3.105	11.240	1.125	1.125	1.179
3/3/2017	4.220	4.220	3.071	10.960	1.149	1.149	1.181
3/2/2017	4.220	4.220	3.073	11.810	1.147	1.147	1.183
3/1/2017	4.210	4.210	3.061	12.540	1.149	1.149	1.184
2/28/2017	4.110	4.110	2.995	12.920	1.115	1.115	1.186
2/27/2017	4.130	4.130	2.983	12.090	1.147	1.147	1.188
2/24/2017	4.100	4.100	2.951	11.470	1.149	1.149	1.189
2/23/2017	4.170	4.170	3.013	11.710	1.157	1.157	1.191
2/22/2017	4.180	4.180	3.033	11.740	1.147	1.147	1.193
2/21/2017	4.180	4.180	3.041	11.570	1.139	1.139	1.194
2/17/2017	4.180	4.180	3.023	11.490	1.157	1.157	1.196
2/16/2017	4.200	4.200	3.049	11.760	1.151	1.151	1.198
2/15/2017	4.240	4.240	3.078	11.970	1.162	1.162	1.199
2/14/2017	4.210	4.220	3.058	10.740	1.152	1.162	1.201
2/13/2017	4.190	4.200	3.032	11.070	1.158	1.168	1.202
2/10/2017	4.160	4.180	3.006	10.850	1.154	1.174	1.204
2/9/2017	4.160	4.170	3.004	10.880	1.156	1.166	1.205
2/8/2017	4.110	4.120	2.949	11.450	1.162	1.172	1.207
2/7/2017	4.170	4.180	3.018	11.290	1.152	1.162	1.208
2/6/2017	4.200	4.200	3.047	11.370	1.153	1.153	1.210
2/3/2017	4.250	4.260	3.090	10.970	1.160	1.170	1.212
2/2/2017	4.220	4.230	3.088	11.930	1.132	1.142	1.213
2/1/2017	4.220	4.230	3.075	11.810	1.145	1.155	1.215
1/31/2017	4.190	4.200	3.061	11.990	1.129	1.139	1.216
1/30/2017	4.210	4.220	3.079	11.880	1.132	1.142	1.218
1/27/2017	4.190	4.200	3.059	10.580	1.131	1.141	1.220
1/26/2017	4.220	4.230	3.085	10.630	1.135	1.145	1.222
1/25/2017	4.230	4.240	3.097	10.810	1.133	1.143	1.224
1/24/2017	4.170	4.190	3.049	11.070	1.121	1.141	1.226
1/23/2017	4.100	4.120	2.986	11.770	1.114	1.134	1.228
1/20/2017	4.160	4.180	3.049	11.540	1.111	1.131	1.230
1/19/2017	4.150	4.170	3.046	12.780	1.104	1.124	1.232
1/18/2017	4.100	4.120	3.013	12.480	1.087	1.107	1.234
1/17/2017	4.050	4.070	2.932	11.870	1.118	1.138	1.236
1/13/2017	4.100	4.120	2.989	11.230	1.111	1.131	1.238
1/12/2017	4.080	4.100	2.960	11.540	1.120	1.140	1.240
1/11/2017	4.080	4.100	2.956	11.260	1.124	1.144	1.242
1/10/2017	4.090	4.110	2.968	11.490	1.122	1.142	1.244
1/9/2017	4.090	4.110	2.958	11.560	1.132	1.152	1.247
1/6/2017	4.130	4.140	3.009	11.320	1.121	1.131	1.249
1/5/2017	4.100	4.110	2.944	11.670	1.156	1.166	1.251
1/4/2017	4.180	4.190	3.040	11.850	1.140	1.150	1.253
1/3/2017	4.180	4.190	3.046	12.850	1.134	1.144	1.254
12/30/2016	4.190	4.200	3.065	14.040	1.125	1.135	1.256
12/29/2016	4.220	4.230	3.079	13.370	1.141	1.151	1.258
12/28/2016	4.230	4.240	3.093	12.950	1.137	1.147	1.260
12/27/2016	4.290	4.300	3.133	11.990	1.157	1.167	1.262
12/23/2016	4.260	4.270	3.114	11.440	1.146	1.156	1.263
12/22/2016	4.270	4.280	3.127	11.430	1.143	1.153	1.265
12/21/2016	4.270	4.280	3.108	11.270	1.162	1.172	1.267
12/20/2016	4.300	4.310	3.140	11.450	1.160	1.170	1.268
12/19/2016	4.270	4.290	3.120	11.710	1.150	1.170	1.270
12/16/2016	4.330	4.350	3.174	12.200	1.156	1.176	1.272
12/15/2016	4.300	4.310	3.162	12.790	1.138	1.148	1.274
12/14/2016	4.300	4.310	3.180	13.190	1.120	1.130	1.275
12/13/2016	4.310	4.320	3.131	12.720	1.179	1.189	1.277
12/12/2016	4.330	4.340	3.154	12.640	1.176	1.186	1.279
12/9/2016	4.320	4.340	3.153	11.750	1.167	1.187	1.281
12/8/2016	4.260	4.270	3.105	12.640	1.155	1.165	1.283
12/7/2016	4.210	4.220	3.022	12.220	1.188	1.198	1.285
12/6/2016	4.270	4.280	3.079	11.790	1.191	1.201	1.286
12/5/2016	4.250	4.260	3.064	12.140	1.186	1.196	1.288
12/2/2016	4.260	4.270	3.062	14.120	1.199	1.209	1.290
12/1/2016	4.290	4.310	3.109	14.070	1.182	1.202	1.292
11/30/2016	4.220	4.240	3.034	13.330	1.186	1.206	1.294
11/29/2016	4.160	4.190	2.946	12.900	1.214	1.244	1.296
11/28/2016	4.190	4.220	2.976	13.150	1.215	1.245	1.297
11/25/2016	4.220	4.260	3.005	12.340	1.216	1.256	1.299
11/22/2016	4.210	4.250	3.000	12.410	1.210	1.250	1.301
11/21/2016	4.210	4.250	2.992	12.420	1.218	1.258	1.302
11/18/2016	4.220	4.250	3.030	12.850	1.190	1.220	1.304
11/17/2016	4.190	4.220	3.012	13.350	1.178	1.208	1.307
11/16/2016	4.140	4.160	2.922	13.720	1.218	1.238	1.309
11/15/2016	4.190	4.210	2.956	13.370	1.235	1.255	1.310
11/14/2016	4.200	4.220	3.012	14.480	1.188	1.208	1.311
11/10/2016	4.120	4.150	2.955	14.740	1.165	1.195	1.312
11/9/2016	4.080	4.130	2.846	14.380	1.234	1.284	1.313
11/8/2016	3.860	3.910	2.616	18.740	1.244	1.294	1.314
11/7/2016	3.840	3.890	2.602	18.710	1.238	1.288	1.314
11/4/2016	3.810	3.860	2.561	22.510	1.249	1.299	1.315

11/3/2016	3.840	3.890	2.600	22.080	1.240	1.290	1.316
11/2/2016	3.810	3.850	2.567	19.320	1.243	1.283	1.317
11/1/2016	3.810	3.850	2.577	18.560	1.233	1.273	1.317
10/31/2016	3.830	3.860	2.580	17.060	1.250	1.280	1.318
10/28/2016	3.860	3.890	2.615	16.190	1.245	1.275	1.318
10/27/2016	3.850	3.870	2.614	15.360	1.236	1.256	1.319
10/26/2016	3.790	3.810	2.541	14.240	1.249	1.269	1.319
10/25/2016	3.750	3.770	2.499	13.460	1.252	1.272	1.320
10/24/2016	3.770	3.780	2.517	13.020	1.253	1.263	1.320
10/21/2016	3.750	3.750	2.485	13.340	1.265	1.265	1.321
10/20/2016	3.760	3.760	2.504	13.750	1.256	1.256	1.321
10/19/2016	3.770	3.780	2.507	14.410	1.263	1.273	1.321
10/18/2016	3.780	3.780	2.505	15.280	1.275	1.275	1.321
10/17/2016	3.800	3.800	2.522	16.210	1.278	1.278	1.322
10/14/2016	3.830	3.830	2.558	16.120	1.272	1.272	1.322
10/13/2016	3.760	3.760	2.477	16.690	1.283	1.283	1.322
10/12/2016	3.790	3.790	2.499	15.910	1.291	1.291	1.322
10/11/2016	3.780	3.790	2.501	15.360	1.279	1.289	1.322
10/7/2016	3.760	3.770	2.451	13.480	1.309	1.319	1.323
10/6/2016	3.750	3.760	2.454	12.840	1.296	1.306	1.322
10/5/2016	3.740	3.750	2.423	12.990	1.317	1.327	1.322
10/4/2016	3.710	3.720	2.410	13.630	1.300	1.310	1.322
10/3/2016	3.640	3.660	2.340	13.570	1.300	1.320	1.322
9/30/2016	3.640	3.660	2.315	13.290	1.325	1.345	1.322
9/29/2016	3.580	3.600	2.277	14.020	1.303	1.323	1.322
9/28/2016	3.600	3.620	2.291	12.390	1.309	1.329	1.322
9/27/2016	3.590	3.610	2.277	13.100	1.313	1.333	1.322
9/26/2016	3.640	3.650	2.321	14.500	1.320	1.330	1.322
9/23/2016	3.650	3.660	2.347	12.290	1.303	1.313	1.322
9/22/2016	3.660	3.680	2.335	12.020	1.325	1.345	1.322
9/21/2016	3.710	3.730	2.374	13.300	1.336	1.356	1.322
9/20/2016	3.740	3.760	2.432	15.920	1.308	1.328	1.321
9/19/2016	3.750	3.770	2.455	15.530	1.295	1.315	1.321
9/16/2016	3.760	3.780	2.445	15.370	1.315	1.335	1.322
9/15/2016	3.780	3.800	2.463	16.300	1.317	1.337	1.322
9/14/2016	3.750	3.770	2.450	18.140	1.300	1.320	1.322
9/13/2016	3.770	3.800	2.463	17.850	1.307	1.337	1.322
9/12/2016	3.700	3.720	2.391	15.160	1.309	1.329	1.323
9/9/2016	3.690	3.710	2.395	17.500	1.295	1.315	1.324
9/8/2016	3.630	3.650	2.304	12.510	1.326	1.346	1.324
9/7/2016	3.540	3.560	2.235	11.940	1.305	1.325	1.325
9/6/2016	3.540	3.560	2.224	12.020	1.316	1.336	1.326
9/2/2016	3.580	3.590	2.278	11.980	1.302	1.312	1.326
9/1/2016	3.540	3.550	2.230	13.480	1.310	1.320	1.327
8/31/2016	3.540	3.550	2.232	13.420	1.308	1.318	1.328
8/30/2016	3.550	3.560	2.229	13.120	1.321	1.331	1.329
8/29/2016	3.530	3.540	2.214	12.940	1.316	1.326	1.330
8/26/2016	3.620	3.630	2.287	13.650	1.333	1.343	1.331
8/25/2016	3.580	3.590	2.263	13.630	1.317	1.327	1.331
8/24/2016	3.560	3.570	2.247	13.450	1.313	1.323	1.332
8/23/2016	3.550	3.560	2.229	12.380	1.321	1.331	1.334
8/22/2016	3.550	3.560	2.237	12.270	1.313	1.323	1.335
8/19/2016	3.600	3.610	2.287	11.340	1.313	1.323	1.336
8/18/2016	3.580	3.590	2.260	11.430	1.320	1.330	1.337
8/17/2016	3.600	3.610	2.259	12.190	1.341	1.351	1.338
8/16/2016	3.620	3.640	2.298	12.640	1.322	1.342	1.339
8/15/2016	3.600	3.620	2.283	11.810	1.318	1.338	1.341
8/12/2016	3.570	3.590	2.231	11.550	1.339	1.359	1.342
8/11/2016	3.620	3.630	2.272	11.680	1.348	1.358	1.343
8/10/2016	3.560	3.580	2.227	12.050	1.333	1.353	1.344
8/9/2016	3.590	3.610	2.262	11.660	1.328	1.348	1.346
8/8/2016	3.630	3.660	2.309	11.500	1.321	1.351	1.347
8/5/2016	3.640	3.670	2.314	11.390	1.326	1.356	1.349
8/4/2016	3.580	3.610	2.254	12.420	1.326	1.356	1.350
8/3/2016	3.620	3.650	2.296	12.860	1.324	1.354	1.352
8/2/2016	3.610	3.640	2.307	13.370	1.303	1.333	1.353
8/1/2016	3.560	3.590	2.270	12.440	1.291	1.321	1.355
7/29/2016	3.510	3.540	2.183	11.870	1.327	1.357	1.357
7/28/2016	3.550	3.570	2.232	12.720	1.318	1.338	1.359
7/27/2016	3.550	3.570	2.211	12.830	1.339	1.359	1.361
7/26/2016	3.610	3.610	2.283	13.050	1.327	1.327	1.363
7/25/2016	3.610	3.610	2.287	12.870	1.323	1.323	1.364
7/22/2016	3.610	3.610	2.283	12.020	1.327	1.327	1.366
7/21/2016	3.620	3.620	2.291	12.740	1.329	1.329	1.368
7/20/2016	3.620	3.620	2.298	11.770	1.322	1.322	1.370
7/19/2016	3.600	3.600	2.267	11.970	1.333	1.333	1.372
7/18/2016	3.630	3.630	2.294	12.440	1.336	1.336	1.373
7/15/2016	3.640	3.630	2.266	12.670	1.375	1.365	1.375
7/14/2016	3.590	3.590	2.252	12.820	1.338	1.338	1.376
7/13/2016	3.530	3.530	2.172	13.040	1.358	1.358	1.378
7/12/2016	3.590	3.580	2.224	13.550	1.366	1.356	1.380
7/11/2016	3.520	3.510	2.139	13.540	1.381	1.371	1.381
7/8/2016	3.480	3.480	2.098	13.200	1.382	1.382	1.382
7/7/2016	3.510	3.520	2.135	14.760	1.375	1.385	1.383

7/6/2016	3.560	3.560	2.138	14.960	1.423	1.423	1.384
7/5/2016	3.510	3.530	2.155	15.580	1.356	1.376	1.385
7/1/2016	3.620	3.640	2.225	14.770	1.395	1.415	1.386
6/30/2016	3.680	3.700	2.285	15.630	1.395	1.415	1.387
6/29/2016	3.670	3.680	2.319	16.640	1.351	1.361	1.388
6/28/2016	3.670	3.680	2.275	18.750	1.395	1.405	1.389
6/27/2016	3.680	3.690	2.264	23.850	1.416	1.426	1.390
6/24/2016	3.820	3.820	2.410	25.760	1.410	1.410	1.391
6/23/2016	3.870	3.890	2.555	17.250	1.315	1.335	1.391
6/22/2016	3.810	3.840	2.500	21.170	1.310	1.340	1.393
6/21/2016	3.810	3.840	2.512	18.480	1.298	1.328	1.394
6/20/2016	3.790	3.820	2.496	18.370	1.295	1.325	1.395
6/17/2016	3.750	3.790	2.420	19.410	1.330	1.370	1.397
6/16/2016	3.700	3.740	2.396	19.370	1.304	1.344	1.398
6/15/2016	3.740	3.770	2.407	20.140	1.334	1.364	1.399
6/14/2016	3.730	3.770	2.423	20.500	1.307	1.347	1.400
6/13/2016	3.730	3.760	2.426	20.970	1.304	1.334	1.401
6/10/2016	3.750	3.780	2.451	17.030	1.299	1.329	1.402
6/9/2016	3.780	3.810	2.487	14.640	1.293	1.323	1.403
6/8/2016	3.810	3.840	2.508	14.080	1.302	1.332	1.405
6/7/2016	3.830	3.860	2.542	14.050	1.288	1.318	1.406
6/6/2016	3.840	3.870	2.557	13.650	1.283	1.313	1.406
6/3/2016	3.820	3.850	2.510	13.470	1.310	1.340	1.407
6/2/2016	3.880	3.910	2.581	13.630	1.300	1.330	1.408
6/1/2016	3.910	3.940	2.616	14.200	1.294	1.324	1.409
5/31/2016	3.910	3.950	2.648	14.190	1.262	1.302	1.410
5/27/2016	3.940	3.970	2.646	13.120	1.294	1.324	1.412
5/26/2016	3.920	3.950	2.641	13.430	1.279	1.309	1.413
5/25/2016	3.970	4.000	2.663	13.900	1.307	1.337	1.414
5/24/2016	3.940	3.980	2.644	14.420	1.296	1.336	1.415
5/23/2016	3.930	3.970	2.623	15.820	1.307	1.347	1.416
5/20/2016	3.940	3.970	2.629	15.200	1.311	1.341	1.417
5/19/2016	3.920	3.960	2.642	16.330	1.278	1.318	1.417
5/18/2016	3.970	4.000	2.660	15.950	1.311	1.341	1.419
5/17/2016	3.870	3.900	2.599	15.570	1.271	1.301	1.420
5/16/2016	3.890	3.910	2.596	14.680	1.294	1.314	1.421
5/13/2016	3.850	3.860	2.549	15.040	1.301	1.311	1.422
5/12/2016	3.910	3.920	2.598	14.410	1.312	1.322	1.423
5/11/2016	3.870	3.890	2.581	14.690	1.289	1.309	1.423
5/10/2016	3.910	3.920	2.612	13.630	1.298	1.308	1.424
5/9/2016	3.930	3.920	2.608	14.570	1.322	1.312	1.425
5/6/2016	3.930	3.930	2.628	14.720	1.302	1.302	1.426
5/5/2016	3.910	3.900	2.603	15.910	1.307	1.297	1.427
5/4/2016	3.950	3.930	2.632	16.050	1.318	1.298	1.428
5/3/2016	3.960	3.940	2.658	15.600	1.302	1.282	1.428
5/2/2016	4.020	3.990	2.725	14.680	1.296	1.266	1.429
4/29/2016	3.990	3.940	2.678	15.700	1.312	1.262	1.430
4/28/2016	4.010	3.970	2.680	15.220	1.330	1.290	1.430
4/27/2016	4.020	3.980	2.701	13.770	1.319	1.279	1.431
4/26/2016	4.080	4.040	2.754	13.960	1.326	1.286	1.432
4/25/2016	4.070	4.020	2.733	14.080	1.337	1.287	1.432
4/22/2016	4.050	4.010	2.707	13.220	1.343	1.303	1.433
4/21/2016	4.040	4.010	2.684	13.950	1.356	1.326	1.433
4/20/2016	4.030	4.000	2.654	13.280	1.376	1.346	1.434
4/19/2016	3.970	3.940	2.594	13.240	1.376	1.346	1.434
4/18/2016	3.960	3.950	2.580	13.350	1.380	1.370	1.434
4/15/2016	3.940	3.930	2.559	13.620	1.381	1.371	1.434
4/14/2016	3.980	3.970	2.601	13.720	1.380	1.370	1.433
4/13/2016	3.960	3.960	2.584	13.840	1.376	1.376	1.433
4/12/2016	4.000	3.990	2.599	14.850	1.401	1.391	1.433
4/11/2016	3.960	3.950	2.562	16.260	1.398	1.388	1.433
4/8/2016	3.960	3.950	2.553	15.360	1.408	1.398	1.433
4/7/2016	3.920	3.910	2.515	16.160	1.405	1.395	1.432
4/6/2016	3.990	3.980	2.584	14.090	1.406	1.396	1.432
4/5/2016	3.960	3.950	2.544	15.420	1.416	1.406	1.431
4/4/2016	4.030	4.010	2.597	14.120	1.433	1.413	1.431
4/1/2016	4.040	4.020	2.600	13.100	1.440	1.420	1.430
3/31/2016	4.050	4.030	2.612	13.950	1.438	1.418	1.430
3/30/2016	4.090	4.070	2.653	13.560	1.437	1.417	1.429
3/29/2016	4.040	4.020	2.600	13.820	1.440	1.420	1.429
3/28/2016	4.090	4.070	2.657	15.240	1.433	1.413	1.428
3/24/2016	4.110	4.090	2.673	14.740	1.437	1.417	1.428
3/23/2016	4.100	4.070	2.658	14.940	1.442	1.412	1.427
3/22/2016	4.170	4.150	2.722	14.170	1.448	1.428	1.427
3/21/2016	4.190	4.160	2.717	13.790	1.473	1.443	1.426
3/18/2016	4.150	4.120	2.675	14.020	1.475	1.445	1.425
3/17/2016	4.170	4.150	2.685	14.440	1.485	1.465	1.425
3/16/2016	4.210	4.200	2.711	14.990	1.500	1.490	1.424
3/15/2016	4.200	4.190	2.731	16.840	1.469	1.459	1.423
3/14/2016	4.210	4.210	2.732	16.920	1.478	1.478	1.422
3/11/2016	4.230	4.240	2.753	16.500	1.477	1.487	1.422
3/10/2016	4.190	4.210	2.695	18.050	1.495	1.515	1.421
3/9/2016	4.170	4.200	2.662	18.340	1.508	1.538	1.420
3/8/2016	4.130	4.170	2.635	18.670	1.495	1.535	1.419



3/7/2016	4.200	4.240	2.706	17.350	1.494	1.534	1.418
3/4/2016	4.200	4.250	2.695	16.860	1.505	1.555	1.418
3/3/2016	4.160	4.210	2.658	16.700	1.502	1.552	1.417
3/2/2016	4.200	4.250	2.685	17.090	1.516	1.566	1.416
3/1/2016	4.210	4.270	2.698	17.700	1.512	1.572	1.415
2/29/2016	4.130	4.200	2.616	20.550	1.514	1.584	1.414
2/26/2016	4.150	4.230	2.636	19.810	1.514	1.594	1.413
2/25/2016	4.070	4.160	2.594	19.110	1.476	1.566	1.413
2/24/2016	4.100	4.200	2.606	20.720	1.494	1.594	1.412
2/23/2016	4.100	4.190	2.579	20.980	1.521	1.611	1.412
2/22/2016	4.120	4.220	2.604	19.380	1.516	1.616	1.411
2/19/2016	4.100	4.200	2.605	20.530	1.495	1.595	1.410
2/18/2016	4.120	4.230	2.609	21.640	1.511	1.621	1.409
2/17/2016	4.160	4.280	2.688	22.310	1.473	1.593	1.408
2/16/2016	4.120	4.250	2.639	24.110	1.481	1.611	1.408
2/12/2016	4.090	4.210	2.604	25.400	1.486	1.606	1.408
2/11/2016	3.990	4.130	2.498	28.140	1.492	1.632	1.407
2/10/2016	4.010	4.140	2.487	26.290	1.523	1.653	1.407
2/9/2016	4.040	4.160	2.549	26.540	1.491	1.611	1.406
2/8/2016	4.040	4.170	2.576	26.000	1.464	1.594	1.406
2/5/2016	4.150	4.270	2.668	23.380	1.482	1.602	1.405
2/4/2016	4.170	4.290	2.676	21.840	1.494	1.614	1.405
2/3/2016	4.160	4.290	2.713	21.650	1.447	1.577	1.404
2/2/2016	4.130	4.250	2.656	21.980	1.474	1.594	1.404
2/1/2016	4.220	4.350	2.762	19.980	1.458	1.588	1.404
1/29/2016	4.190	4.310	2.744	20.200	1.446	1.566	1.403
1/28/2016	4.220	4.340	2.785	22.420	1.435	1.555	1.403
1/27/2016	4.220	4.340	2.801	23.110	1.419	1.539	1.403
1/26/2016	4.210	4.330	2.784	22.500	1.426	1.546	1.403
1/25/2016	4.230	4.340	2.784	24.150	1.446	1.556	1.403
1/22/2016	4.250	4.370	2.824	22.340	1.426	1.546	1.403
1/21/2016	4.230	4.350	2.811	26.690	1.419	1.539	1.403
1/20/2016	4.180	4.300	2.753	27.590	1.427	1.547	1.403
1/19/2016	4.220	4.320	2.826	26.050	1.394	1.494	1.403
1/15/2016	4.230	4.320	2.814	27.020	1.416	1.506	1.403
1/14/2016	4.290	4.360	2.887	23.950	1.403	1.473	1.403
1/13/2016	4.220	4.280	2.882	25.220	1.338	1.398	1.403
1/12/2016	4.290	4.330	2.882	22.470	1.409	1.449	1.404
1/11/2016	4.360	4.390	2.968	24.300	1.392	1.422	1.404
1/8/2016	4.320	4.350	2.909	27.010	1.411	1.441	1.404
1/7/2016	4.320	4.350	2.926	24.990	1.394	1.424	1.403
1/6/2016	4.340	4.360	2.938	20.590	1.403	1.423	1.403
1/5/2016	4.410	4.430	2.995	19.340	1.415	1.435	1.403
1/4/2016	4.380	4.410	2.987	20.700	1.393	1.423	1.403
12/31/2015	4.410	4.440	3.016	18.210	1.394	1.424	1.403
12/30/2015	4.430	4.460	3.034	17.290	1.397	1.427	1.403
12/29/2015	4.430	4.460	3.036	16.080	1.394	1.424	1.402
12/28/2015	4.330	4.360	2.943	16.910	1.387	1.417	1.402
12/24/2015	4.350	4.380	2.960	15.740	1.390	1.420	1.402
12/23/2015	4.390	4.420	2.988	15.570	1.402	1.432	1.402
12/22/2015	4.350	4.390	2.956	16.600	1.394	1.434	1.401
12/21/2015	4.320	4.350	2.910	18.700	1.410	1.440	1.401
12/18/2015	4.300	4.330	2.922	20.700	1.378	1.408	1.400
12/17/2015	4.320	4.350	2.928	18.940	1.393	1.423	1.400
12/16/2015	4.380	4.410	3.004	17.860	1.376	1.406	1.399
12/15/2015	4.380	4.410	2.986	20.950	1.394	1.424	1.399
12/14/2015	4.350	4.380	2.952	22.730	1.398	1.428	1.398
12/11/2015	4.260	4.280	2.871	24.390	1.389	1.409	1.398
12/10/2015	4.360	4.370	2.968	19.340	1.393	1.403	1.398
12/9/2015	4.330	4.340	2.974	19.610	1.356	1.366	1.397
12/8/2015	4.350	4.360	2.955	17.600	1.395	1.405	1.397
12/7/2015	4.320	4.330	2.961	15.840	1.359	1.369	1.396
12/4/2015	4.380	4.390	3.010	14.810	1.371	1.381	1.396
12/3/2015	4.450	4.460	3.054	18.110	1.396	1.406	1.395
12/2/2015	4.290	4.300	2.908	15.910	1.382	1.392	1.394
12/1/2015	4.300	4.310	2.902	14.670	1.398	1.408	1.394
11/30/2015	4.370	4.390	2.972	16.130	1.398	1.418	1.393
11/27/2015	4.380	4.400	2.997	15.120	1.383	1.403	1.392
11/25/2015	4.370	4.390	2.994	15.190	1.376	1.396	1.391
11/24/2015	4.380	4.400	3.002	15.930	1.378	1.398	1.391
11/23/2015	4.380	4.400	2.992	15.620	1.388	1.408	1.390
11/20/2015	4.390	4.420	3.020	15.470	1.370	1.400	1.389
11/19/2015	4.370	4.400	3.010	16.990	1.360	1.390	1.388
11/18/2015	4.410	4.440	3.042	16.850	1.368	1.398	1.388
11/17/2015	4.420	4.450	3.054	18.840	1.366	1.396	1.387
11/16/2015	4.450	4.480	3.062	18.160	1.388	1.418	1.386
11/13/2015	4.430	4.460	3.052	20.080	1.378	1.408	1.385
11/12/2015	4.460	4.490	3.089	18.370	1.371	1.401	1.384
11/10/2015	4.460	4.490	3.115	15.290	1.345	1.375	1.383
11/9/2015	4.470	4.500	3.108	16.520	1.362	1.392	1.382
11/6/2015	4.460	4.500	3.085	14.330	1.375	1.415	1.381
11/5/2015	4.380	4.420	3.000	15.050	1.380	1.420	1.380
11/4/2015	4.370	4.410	2.990	15.510	1.380	1.420	1.379
11/3/2015	4.380	4.420	2.992	14.540	1.388	1.428	1.378

11/2/2015	4.330	4.370	2.944	14.150	1.386	1.426	1.377
10/30/2015	4.320	4.350	2.922	15.070	1.398	1.428	1.376
10/29/2015	4.350	4.390	2.959	14.610	1.391	1.431	1.375
10/28/2015	4.240	4.280	2.879	14.330	1.361	1.401	1.373
10/27/2015	4.250	4.280	2.859	15.430	1.391	1.421	1.373
10/26/2015	4.260	4.290	2.869	15.290	1.391	1.421	1.371
10/23/2015	4.290	4.320	2.901	14.460	1.389	1.419	1.370
10/22/2015	4.270	4.300	2.861	14.450	1.409	1.439	1.369
10/21/2015	4.270	4.310	2.865	16.700	1.405	1.445	1.368
10/20/2015	4.330	4.370	2.917	15.750	1.413	1.453	1.366
10/19/2015	4.290	4.330	2.880	14.980	1.410	1.450	1.365
10/16/2015	4.270	4.310	2.881	15.050	1.389	1.429	1.363
10/15/2015	4.280	4.320	2.862	16.050	1.418	1.458	1.362
10/14/2015	4.250	4.290	2.834	18.030	1.416	1.456	1.360
10/13/2015	4.300	4.340	2.884	17.670	1.416	1.456	1.358
10/9/2015	4.340	4.380	2.917	17.080	1.423	1.463	1.357
10/8/2015	4.360	4.400	2.940	17.420	1.420	1.460	1.354
10/7/2015	4.310	4.350	2.895	18.400	1.416	1.456	1.352
10/6/2015	4.300	4.350	2.869	19.400	1.431	1.481	1.350
10/5/2015	4.320	4.380	2.897	19.540	1.423	1.483	1.348
10/2/2015	4.250	4.310	2.827	20.940	1.423	1.483	1.346
10/1/2015	4.280	4.340	2.850	22.550	1.430	1.490	1.343
9/30/2015	4.300	4.360	2.854	24.500	1.446	1.506	1.341
9/29/2015	4.280	4.330	2.853	26.830	1.427	1.477	1.338
9/28/2015	4.300	4.340	2.876	27.630	1.424	1.464	1.336
9/25/2015	4.390	4.420	2.956	23.620	1.434	1.464	1.334
9/24/2015	4.340	4.370	2.917	23.470	1.423	1.453	1.331
9/23/2015	4.380	4.400	2.945	22.130	1.435	1.455	1.329
9/22/2015	4.370	4.400	2.943	22.440	1.427	1.457	1.326
9/21/2015	4.470	4.490	3.022	20.140	1.448	1.468	1.324
9/18/2015	4.360	4.390	2.936	22.280	1.424	1.454	1.321
9/17/2015	4.470	4.500	3.005	21.140	1.465	1.495	1.318
9/16/2015	4.530	4.560	3.082	21.350	1.448	1.478	1.315
9/15/2015	4.510	4.550	3.067	22.540	1.443	1.483	1.312
9/14/2015	4.390	4.430	2.956	24.250	1.435	1.475	1.309
9/11/2015	4.380	4.420	2.952	23.200	1.428	1.468	1.306
9/10/2015	4.420	4.460	2.985	24.370	1.435	1.475	1.304
9/9/2015	4.380	4.420	2.961	26.230	1.419	1.459	1.301
9/8/2015	4.400	4.450	2.956	24.900	1.445	1.495	1.298
9/4/2015	4.320	4.370	2.884	27.800	1.436	1.486	1.295
9/3/2015	4.380	4.430	2.935	25.610	1.445	1.495	1.293
9/2/2015	4.390	4.450	2.954	26.090	1.436	1.496	1.290
9/1/2015	4.360	4.430	2.915	31.400	1.445	1.515	1.287
8/31/2015	4.360	4.430	2.962	28.430	1.398	1.468	1.285
8/28/2015	4.340	4.410	2.912	26.050	1.428	1.498	1.282
8/27/2015	4.320	4.400	2.924	26.100	1.396	1.476	1.280
8/26/2015	4.350	4.440	2.932	30.320	1.418	1.508	1.277
8/25/2015	4.270	4.370	2.799	36.020	1.471	1.571	1.275
8/24/2015	4.140	4.230	2.729	40.740	1.411	1.501	1.272
8/21/2015	4.150	4.220	2.723	28.030	1.427	1.497	1.270
8/20/2015	4.160	4.230	2.743	19.140	1.417	1.487	1.267
8/19/2015	4.220	4.290	2.815	15.250	1.405	1.475	1.265
8/18/2015	4.260	4.330	2.856	13.790	1.405	1.475	1.262
8/17/2015	4.190	4.270	2.818	13.020	1.372	1.452	1.260
8/14/2015	4.230	4.310	2.842	12.830	1.388	1.468	1.257
8/13/2015	4.250	4.320	2.855	13.490	1.395	1.465	1.255
8/12/2015	4.210	4.280	2.840	13.610	1.370	1.440	1.252
8/11/2015	4.190	4.260	2.809	13.710	1.381	1.451	1.250
8/10/2015	4.290	4.350	2.896	12.230	1.394	1.454	1.248
8/7/2015	4.200	4.270	2.819	13.390	1.381	1.451	1.245
8/6/2015	4.290	4.350	2.891	13.770	1.399	1.459	1.243
8/5/2015	4.310	4.370	2.944	12.510	1.366	1.426	1.240
8/4/2015	4.250	4.310	2.897	13.000	1.353	1.413	1.238
8/3/2015	4.220	4.280	2.852	12.560	1.368	1.428	1.235
7/31/2015	4.300	4.350	2.906	12.120	1.394	1.444	1.232
7/30/2015	4.300	4.360	2.943	12.130	1.357	1.417	1.229
7/29/2015	4.320	4.390	2.998	12.500	1.323	1.393	1.227
7/28/2015	4.300	4.360	2.965	13.440	1.335	1.395	1.224
7/27/2015	4.280	4.330	2.933	15.600	1.347	1.397	1.222
7/24/2015	4.310	4.360	2.962	13.740	1.348	1.398	1.219
7/23/2015	4.320	4.370	2.967	12.640	1.353	1.403	1.216
7/22/2015	4.380	4.430	3.037	12.120	1.343	1.393	1.214
7/21/2015	4.410	4.460	3.062	12.220	1.348	1.398	1.211
7/20/2015	4.440	4.490	3.094	12.250	1.346	1.396	1.209
7/17/2015	4.410	4.460	3.083	11.950	1.327	1.377	1.206
7/16/2015	4.450	4.490	3.109	12.110	1.341	1.381	1.203
7/15/2015	4.460	4.510	3.139	13.230	1.322	1.372	1.201
7/14/2015	4.520	4.560	3.196	13.370	1.324	1.364	1.199
7/13/2015	4.530	4.570	3.236	13.900	1.294	1.334	1.197
7/10/2015	4.540	4.570	3.190	16.830	1.350	1.380	1.195
7/9/2015	4.420	4.460	3.120	19.970	1.300	1.340	1.192
7/8/2015	4.310	4.350	2.975	19.660	1.336	1.376	1.190
7/7/2015	4.340	4.380	3.040	16.090	1.300	1.340	1.188
7/6/2015	4.390	4.430	3.083	17.010	1.307	1.347	1.186

7/2/2015	4.510	4.550	3.187	16.790	1.324	1.364	1.184
7/1/2015	4.510	4.550	3.202	16.090	1.309	1.349	1.181
6/30/2015	4.420	4.470	3.124	18.230	1.296	1.346	1.179
6/29/2015	4.390	4.450	3.100	18.850	1.290	1.350	1.177
6/26/2015	4.540	4.590	3.240	14.020	1.300	1.350	1.176
6/25/2015	4.440	4.500	3.176	14.010	1.264	1.324	1.174
6/24/2015	4.430	4.490	3.146	13.260	1.284	1.344	1.173
6/23/2015	4.480	4.540	3.196	12.110	1.284	1.344	1.171
6/22/2015	4.430	4.490	3.161	12.740	1.269	1.329	1.170
6/19/2015	4.340	4.400	3.047	13.960	1.293	1.353	1.169
6/18/2015	4.420	4.480	3.129	13.190	1.291	1.351	1.167
6/17/2015	4.340	4.410	3.093	14.500	1.247	1.317	1.165
6/16/2015	4.330	4.390	3.041	14.810	1.289	1.349	1.164
6/15/2015	4.370	4.430	3.085	15.390	1.285	1.345	1.162
6/12/2015	4.370	4.430	3.103	13.780	1.267	1.327	1.161
6/11/2015	4.370	4.430	3.096	12.850	1.274	1.334	1.159
6/10/2015	4.480	4.540	3.216	13.220	1.264	1.324	1.158
6/9/2015	4.430	4.490	3.166	14.470	1.264	1.324	1.156
6/8/2015	4.380	4.440	3.114	15.290	1.266	1.326	1.155
6/5/2015	4.390	4.450	3.114	14.210	1.276	1.336	1.154
6/4/2015	4.310	4.370	3.041	14.710	1.269	1.329	1.152
6/3/2015	4.380	4.450	3.102	13.660	1.278	1.348	1.151
6/2/2015	4.300	4.370	3.014	14.240	1.286	1.356	1.149
6/1/2015	4.220	4.290	2.934	13.970	1.286	1.356	1.148
5/29/2015	4.110	4.180	2.882	13.840	1.228	1.298	1.146
5/28/2015	4.150	4.210	2.887	13.310	1.263	1.323	1.145
5/27/2015	4.130	4.190	2.867	13.270	1.263	1.323	1.144
5/26/2015	4.150	4.210	2.898	14.060	1.252	1.312	1.143
5/22/2015	4.240	4.300	2.984	12.130	1.256	1.316	1.141
5/21/2015	4.220	4.280	2.988	12.110	1.232	1.292	1.140
5/20/2015	4.290	4.350	3.047	12.880	1.243	1.303	1.139
5/19/2015	4.270	4.330	3.075	12.850	1.195	1.255	1.138
5/18/2015	4.240	4.300	3.030	12.730	1.211	1.271	1.137
5/15/2015	4.140	4.200	2.929	12.380	1.211	1.271	1.136
5/14/2015	4.260	4.320	3.050	12.740	1.210	1.270	1.136
5/13/2015	4.270	4.330	3.087	13.760	1.183	1.243	1.135
5/12/2015	4.220	4.290	3.013	13.860	1.207	1.277	1.134
5/11/2015	4.220	4.290	3.041	13.850	1.179	1.249	1.134
5/8/2015	4.100	4.170	2.901	12.860	1.199	1.269	1.133
5/7/2015	4.100	4.170	2.911	15.130	1.190	1.260	1.133
5/6/2015	4.170	4.240	2.993	15.150	1.177	1.247	1.132
5/5/2015	4.090	4.160	2.912	14.310	1.178	1.248	1.131
5/4/2015	4.050	4.120	2.877	12.850	1.174	1.244	1.131
5/1/2015	4.010	4.080	2.827	12.700	1.183	1.253	1.130
4/30/2015	3.930	4.000	2.740	14.550	1.190	1.260	1.129
4/29/2015	3.910	3.990	2.752	13.390	1.158	1.238	1.128
4/28/2015	3.840	3.900	2.703	12.410	1.137	1.197	1.127
4/27/2015	3.780	3.840	2.612	13.120	1.168	1.228	1.127
4/24/2015	3.790	3.850	2.610	12.290	1.180	1.240	1.126
4/23/2015	3.800	3.860	2.653	12.480	1.147	1.207	1.125
4/22/2015	3.810	3.870	2.662	12.710	1.148	1.208	1.125
4/21/2015	3.750	3.820	2.581	13.250	1.169	1.239	1.124
4/20/2015	3.730	3.800	2.562	13.300	1.168	1.238	1.123
4/17/2015	3.670	3.740	2.519	13.890	1.151	1.221	1.122
4/16/2015	3.720	3.790	2.575	12.600	1.145	1.215	1.121
4/15/2015	3.720	3.790	2.540	12.840	1.180	1.250	1.120
4/14/2015	3.710	3.790	2.543	13.670	1.167	1.247	1.119
4/13/2015	3.740	3.810	2.573	13.940	1.167	1.237	1.118
4/10/2015	3.750	3.820	2.579	12.580	1.171	1.241	1.116
4/9/2015	3.760	3.830	2.598	13.090	1.162	1.232	1.115
4/8/2015	3.680	3.760	2.529	13.980	1.151	1.231	1.114
4/7/2015	3.700	3.780	2.518	14.780	1.182	1.262	1.113
4/6/2015	3.740	3.820	2.553	14.740	1.187	1.267	1.111
4/3/2015	3.650	3.740	2.486	#N/A	1.164	1.254	1.110
4/2/2015	3.690	3.780	2.532	14.670	1.158	1.248	1.108
4/1/2015	3.640	3.730	2.465	15.110	1.175	1.265	1.107
3/31/2015	3.710	3.800	2.536	15.290	1.174	1.264	1.106
3/30/2015	3.720	3.810	2.548	14.510	1.172	1.262	1.104
3/27/2015	3.680	3.780	2.540	15.070	1.140	1.240	1.103
3/26/2015	3.740	3.850	2.580	15.800	1.160	1.270	1.102
3/25/2015	3.650	3.750	2.507	15.440	1.143	1.243	1.101
3/24/2015	3.600	3.710	2.464	13.620	1.136	1.246	1.099
3/23/2015	3.640	3.750	2.514	13.410	1.126	1.236	1.098
3/20/2015	3.640	3.750	2.506	13.020	1.134	1.244	1.097
3/19/2015	3.670	3.790	2.529	14.070	1.141	1.261	1.097
3/18/2015	3.660	3.780	2.510	13.970	1.150	1.270	1.096
3/17/2015	3.730	3.850	2.603	15.660	1.127	1.247	1.095
3/16/2015	3.790	3.900	2.645	15.610	1.145	1.255	1.094
3/13/2015	3.810	3.920	2.699	16.000	1.111	1.221	1.093
3/12/2015	3.780	3.890	2.700	15.420	1.081	1.191	1.092
3/11/2015	3.780	3.890	2.685	16.870	1.095	1.205	1.092
3/10/2015	3.820	3.920	2.723	16.690	1.097	1.197	1.091
3/9/2015	3.880	3.990	2.798	15.060	1.082	1.192	1.090
3/6/2015	3.910	4.020	2.841	15.200	1.069	1.179	1.090

3/5/2015	3.800	3.910	2.729	14.040	1.072	1.182	1.089
3/4/2015	3.800	3.920	2.720	14.230	1.080	1.200	1.088
3/3/2015	3.800	3.910	2.714	13.860	1.086	1.196	1.088
3/2/2015	3.770	3.880	2.681	13.040	1.089	1.199	1.087
2/27/2015	3.690	3.820	2.590	13.340	1.100	1.230	1.086
2/26/2015	3.690	3.820	2.629	13.910	1.061	1.191	1.085
2/25/2015	3.660	3.790	2.570	13.840	1.090	1.220	1.084
2/24/2015	3.690	3.820	2.592	13.690	1.098	1.228	1.084
2/23/2015	3.740	3.870	2.657	14.560	1.083	1.213	1.083
2/20/2015	3.830	3.960	2.714	14.300	1.116	1.246	1.082
2/19/2015	3.830	3.960	2.734	15.290	1.096	1.226	1.080
2/18/2015	3.790	3.920	2.710	15.450	1.080	1.210	1.079
2/17/2015	3.850	3.980	2.727	15.800	1.123	1.253	1.078
2/13/2015	3.740	3.880	2.648	14.690	1.092	1.232	1.077
2/12/2015	3.680	3.820	2.576	15.340	1.105	1.245	1.076
2/11/2015	3.680	3.810	2.586	16.960	1.094	1.224	1.075
2/10/2015	3.690	3.820	2.576	17.230	1.114	1.244	1.074
2/9/2015	3.630	3.770	2.553	18.550	1.077	1.217	1.072
2/6/2015	3.640	3.780	2.529	17.290	1.111	1.251	1.071
2/5/2015	3.550	3.690	2.432	16.850	1.118	1.258	1.070
2/4/2015	3.510	3.660	2.348	18.330	1.162	1.312	1.068
2/3/2015	3.500	3.640	2.379	17.330	1.121	1.261	1.066
2/2/2015	3.380	3.520	2.250	19.430	1.130	1.270	1.065
1/30/2015	3.380	3.530	2.222	20.970	1.158	1.308	1.063
1/29/2015	3.440	3.580	2.315	18.760	1.125	1.265	1.062
1/28/2015	3.410	3.550	2.291	20.440	1.119	1.259	1.060
1/27/2015	3.520	3.660	2.400	17.220	1.120	1.260	1.059
1/26/2015	3.520	3.650	2.397	15.520	1.123	1.253	1.057
1/23/2015	3.510	3.650	2.374	16.660	1.137	1.277	1.055
1/22/2015	3.590	3.720	2.439	16.400	1.152	1.282	1.054
1/21/2015	3.560	3.690	2.461	18.850	1.099	1.229	1.052
1/20/2015	3.520	3.650	2.378	19.890	1.142	1.272	1.050
1/16/2015	3.550	3.680	2.453	20.950	1.097	1.227	1.048
1/15/2015	3.530	3.650	2.368	22.390	1.162	1.282	1.047
1/14/2015	3.570	3.690	2.469	21.480	1.102	1.222	1.044
1/13/2015	3.610	3.720	2.499	20.560	1.111	1.221	1.043
1/12/2015	3.620	3.730	2.497	19.600	1.124	1.234	1.041
1/9/2015	3.680	3.790	2.528	17.550	1.152	1.262	1.039
1/8/2015	3.720	3.820	2.599	17.010	1.121	1.221	1.037
1/7/2015	3.650	3.750	2.529	19.310	1.121	1.221	1.035
1/6/2015	3.660	3.760	2.502	21.120	1.158	1.258	1.033
1/5/2015	3.740	3.840	2.599	19.920	1.141	1.241	1.030
1/2/2015	3.820	3.920	2.688	17.790	1.132	1.232	1.028
12/31/2014	3.870	3.970	2.752	19.200	1.118	1.218	1.026
12/30/2014	3.880	3.980	2.756	15.920	1.124	1.224	1.024
12/29/2014	3.900	4.000	2.773	15.060	1.127	1.227	1.022
12/26/2014	3.940	4.040	2.817	14.500	1.124	1.224	1.020
12/24/2014	3.960	4.060	2.834	14.370	1.126	1.226	1.018
12/23/2014	3.980	4.080	2.852	14.800	1.128	1.228	1.016
12/22/2014	3.880	3.980	2.743	15.250	1.137	1.237	1.013
12/19/2014	3.900	4.020	2.754	16.490	1.146	1.266	1.011
12/18/2014	3.940	4.060	2.818	16.810	1.122	1.242	1.008
12/17/2014	3.890	4.010	2.728	19.440	1.163	1.283	1.006
12/16/2014	3.820	3.950	2.691	23.570	1.129	1.259	1.004
12/15/2014	3.860	3.980	2.747	20.420	1.113	1.233	1.001
12/12/2014	3.870	3.990	2.737	21.080	1.133	1.253	0.999
12/11/2014	3.920	4.040	2.807	20.080	1.113	1.233	0.997
12/10/2014	3.930	4.040	2.832	18.530	1.098	1.208	0.995
12/9/2014	3.970	4.070	2.870	14.890	1.100	1.200	0.993
12/8/2014	4.000	4.100	2.904	14.210	1.096	1.196	0.991
12/5/2014	4.060	4.160	2.967	11.820	1.093	1.193	0.989
12/4/2014	4.040	4.140	2.936	12.380	1.104	1.204	0.987
12/3/2014	4.080	4.180	2.985	12.470	1.095	1.195	0.985
12/2/2014	4.090	4.190	3.013	12.850	1.077	1.177	0.983
12/1/2014	4.030	4.130	2.963	14.290	1.067	1.167	0.981
11/28/2014	3.990	4.080	2.889	13.330	1.101	1.191	0.979
11/26/2014	4.020	4.110	2.954	12.070	1.066	1.156	0.977
11/25/2014	4.040	4.130	2.961	12.250	1.080	1.170	0.975
11/24/2014	4.090	4.180	3.020	12.620	1.070	1.160	0.974
11/21/2014	4.080	4.180	3.018	12.900	1.063	1.163	0.972
11/20/2014	4.120	4.220	3.054	13.580	1.066	1.166	0.970
11/19/2014	4.120	4.230	3.077	13.960	1.043	1.153	0.968
11/18/2014	4.090	4.200	3.038	13.860	1.052	1.162	0.966
11/17/2014	4.110	4.210	3.062	13.990	1.048	1.148	0.964
11/14/2014	4.090	4.190	3.049	13.310	1.041	1.141	0.962
11/13/2014	4.120	4.210	3.071	13.790	1.049	1.139	0.961
11/12/2014	4.120	4.200	3.105	13.020	1.015	1.095	0.959
11/11/2014	4.130	4.220	3.093	12.920	1.037	1.127	0.958
11/10/2014	4.120	4.210	3.093	12.670	1.027	1.117	0.956
11/7/2014	4.080	4.160	3.028	13.120	1.052	1.132	0.955
11/6/2014	4.120	4.210	3.103	13.670	1.017	1.107	0.953
11/5/2014	4.090	4.180	3.059	14.170	1.031	1.121	0.952
11/4/2014	4.080	4.160	3.048	14.890	1.032	1.112	0.950
11/3/2014	4.100	4.180	3.064	14.730	1.036	1.116	0.949

10/31/2014	4.100	4.170	3.066	14.030	1.034	1.104	0.947
10/30/2014	4.080	4.150	3.046	14.520	1.034	1.104	0.945
10/29/2014	4.070	4.140	3.050	15.150	1.021	1.091	0.944
10/28/2014	4.100	4.170	3.068	14.390	1.032	1.102	0.942
10/27/2014	4.080	4.150	3.037	16.040	1.043	1.113	0.941
10/24/2014	4.090	4.160	3.042	16.110	1.048	1.118	0.939
10/23/2014	4.090	4.160	3.043	16.530	1.047	1.117	0.937
10/22/2014	4.040	4.110	2.990	17.870	1.050	1.120	0.936
10/21/2014	4.030	4.100	2.990	16.080	1.040	1.110	0.934
10/20/2014	4.010	4.080	2.966	18.570	1.045	1.115	0.932
10/17/2014	4.020	4.090	2.968	21.990	1.052	1.122	0.930
10/16/2014	3.990	4.060	2.935	25.200	1.055	1.125	0.928
10/15/2014	3.940	4.020	2.918	26.250	1.022	1.102	0.927
10/14/2014	3.960	4.040	2.953	22.790	1.007	1.087	0.925
10/10/2014	4.030	4.110	3.012	21.240	1.018	1.098	0.924
10/9/2014	4.060	4.130	3.050	18.760	1.010	1.080	0.922
10/8/2014	4.060	4.130	3.060	15.110	1.000	1.070	0.921
10/7/2014	4.050	4.120	3.046	17.200	1.004	1.074	0.919
10/6/2014	4.120	4.190	3.127	15.460	0.993	1.063	0.918
10/3/2014	4.130	4.200	3.123	14.550	1.007	1.077	0.917
10/2/2014	4.150	4.230	3.143	16.160	1.007	1.087	0.915
10/1/2014	4.110	4.180	3.092	16.710	1.018	1.088	0.914
9/30/2014	4.200	4.270	3.197	16.310	1.003	1.073	0.912
9/29/2014	4.170	4.240	3.165	15.980	1.005	1.075	0.911
9/26/2014	4.200	4.270	3.214	14.850	0.986	1.056	0.910
9/25/2014	4.200	4.260	3.212	15.640	0.989	1.049	0.908
9/24/2014	4.260	4.320	3.279	13.270	0.981	1.041	0.907
9/23/2014	4.230	4.290	3.246	14.930	0.984	1.044	0.906
9/22/2014	4.270	4.330	3.289	13.690	0.981	1.041	0.905
9/19/2014	4.280	4.340	3.284	12.110	0.996	1.056	0.904
9/18/2014	4.340	4.400	3.348	12.030	0.992	1.052	0.903
9/17/2014	4.340	4.400	3.369	12.650	0.971	1.031	0.902
9/16/2014	4.330	4.390	3.360	12.730	0.970	1.030	0.901
9/15/2014	4.320	4.380	3.343	14.120	0.977	1.037	0.900
9/12/2014	4.330	4.390	3.344	13.310	0.986	1.046	0.899
9/11/2014	4.240	4.290	3.277	12.800	0.963	1.013	0.898
9/10/2014	4.250	4.300	3.272	12.880	0.978	1.028	0.897
9/9/2014	4.210	4.260	3.234	13.500	0.976	1.026	0.896
9/8/2014	4.190	4.250	3.225	12.660	0.965	1.025	0.896
9/5/2014	4.210	4.260	3.226	12.090	0.984	1.034	0.895
9/4/2014	4.170	4.220	3.209	12.640	0.961	1.011	0.894
9/3/2014	4.120	4.180	3.142	12.360	0.978	1.038	0.893
9/2/2014	4.130	4.190	3.175	12.250	0.955	1.015	0.892
8/29/2014	4.050	4.100	3.079	11.980	0.971	1.021	0.892
8/28/2014	4.030	4.090	3.074	12.050	0.956	1.016	0.891
8/27/2014	4.070	4.130	3.102	11.780	0.968	1.028	0.891
8/26/2014	4.100	4.160	3.162	11.630	0.938	0.998	0.890
8/25/2014	4.080	4.140	3.131	11.700	0.949	1.009	0.889
8/22/2014	4.100	4.170	3.157	11.470	0.943	1.013	0.889
8/21/2014	4.130	4.200	3.188	11.760	0.942	1.012	0.889
8/20/2014	4.150	4.220	3.221	11.780	0.930	1.000	0.888
8/19/2014	4.150	4.220	3.213	12.210	0.937	1.007	0.888
8/18/2014	4.120	4.200	3.198	12.320	0.922	1.002	0.887
8/15/2014	4.060	4.130	3.132	13.150	0.928	0.998	0.887
8/14/2014	4.120	4.190	3.192	12.420	0.928	0.998	0.887
8/13/2014	4.170	4.240	3.243	12.900	0.927	0.997	0.887
8/12/2014	4.190	4.260	3.277	14.130	0.914	0.984	0.887
8/11/2014	4.150	4.230	3.243	14.230	0.907	0.987	0.887
8/8/2014	4.140	4.220	3.230	15.770	0.910	0.990	0.887
8/7/2014	4.150	4.220	3.224	16.660	0.926	0.996	0.887
8/6/2014	4.190	4.260	3.270	16.370	0.920	0.990	0.887
8/5/2014	4.190	4.260	3.283	16.870	0.907	0.977	0.886
8/4/2014	4.210	4.280	3.288	15.120	0.922	0.992	0.886
8/1/2014	4.200	4.270	3.281	17.030	0.919	0.989	0.886
7/31/2014	4.210	4.280	3.317	16.950	0.893	0.963	0.885
7/30/2014	4.210	4.270	3.313	13.330	0.897	0.957	0.885
7/29/2014	4.120	4.180	3.225	13.280	0.895	0.955	0.884
7/28/2014	4.160	4.220	3.255	12.560	0.905	0.965	0.884
7/25/2014	4.140	4.200	3.239	12.690	0.902	0.962	0.883
7/24/2014	4.200	4.260	3.295	11.840	0.905	0.965	0.883
7/23/2014	4.160	4.220	3.264	11.520	0.896	0.956	0.883
7/22/2014	4.150	4.210	3.250	12.240	0.900	0.960	0.882
7/21/2014	4.160	4.220	3.256	12.810	0.904	0.964	0.882
7/18/2014	4.190	4.250	3.288	12.060	0.902	0.962	0.882
7/17/2014	4.190	4.240	3.266	14.540	0.924	0.974	0.881
7/16/2014	4.240	4.300	3.337	11.000	0.903	0.963	0.881
7/15/2014	4.260	4.320	3.367	11.960	0.893	0.953	0.881
7/14/2014	4.260	4.320	3.372	11.820	0.889	0.949	0.881
7/11/2014	4.230	4.290	3.337	12.080	0.893	0.953	0.880
7/10/2014	4.250	4.310	3.370	12.590	0.880	0.940	0.880
7/9/2014	4.250	4.300	3.374	11.650	0.876	0.926	0.880
7/8/2014	4.270	4.320	3.372	11.980	0.898	0.948	0.880
7/7/2014	4.330	4.380	3.436	11.330	0.894	0.944	0.880
7/3/2014	4.370	4.420	3.469	10.320	0.901	0.951	0.880

7/2/2014	4.350	4.410	3.461	10.820	0.889	0.949	0.879
7/1/2014	4.280	4.340	3.398	11.150	0.882	0.942	0.879
6/30/2014	4.210	4.280	3.360	11.570	0.850	0.920	0.879
6/27/2014	4.240	4.300	3.367	11.260	0.874	0.934	0.880
6/26/2014	4.220	4.280	3.356	11.630	0.864	0.924	0.880
6/25/2014	4.250	4.310	3.382	11.590	0.869	0.929	0.880
6/24/2014	4.280	4.340	3.399	12.130	0.881	0.941	0.880
6/23/2014	4.320	4.380	3.455	10.980	0.865	0.925	0.880
6/20/2014	4.330	4.390	3.434	10.850	0.896	0.956	0.880
6/19/2014	4.340	4.400	3.466	10.620	0.874	0.934	0.880
6/18/2014	4.300	4.360	3.401	10.610	0.899	0.959	0.880
6/17/2014	4.320	4.380	3.442	12.060	0.878	0.938	0.879
6/16/2014	4.270	4.330	3.396	12.650	0.874	0.934	0.879
6/13/2014	4.290	4.350	3.413	12.180	0.877	0.937	0.879
6/12/2014	4.280	4.340	3.410	12.560	0.870	0.930	0.878
6/11/2014	4.340	4.400	3.466	11.600	0.874	0.934	0.878
6/10/2014	4.340	4.400	3.478	10.990	0.862	0.922	0.878
6/9/2014	4.330	4.390	3.439	11.150	0.891	0.951	0.878
6/6/2014	4.320	4.380	3.432	10.730	0.888	0.948	0.877
6/5/2014	4.310	4.370	3.436	11.680	0.874	0.934	0.877
6/4/2014	4.320	4.380	3.440	12.080	0.880	0.940	0.877
6/3/2014	4.310	4.370	3.438	11.870	0.872	0.932	0.876
6/2/2014	4.250	4.310	3.369	11.580	0.881	0.941	0.877
5/30/2014	4.190	4.240	3.328	11.400	0.862	0.912	0.876
5/29/2014	4.180	4.230	3.323	11.570	0.857	0.907	0.877
5/28/2014	4.160	4.210	3.294	11.680	0.866	0.916	0.877
5/27/2014	4.230	4.290	3.361	11.510	0.869	0.929	0.877
5/23/2014	4.260	4.320	3.393	11.360	0.867	0.927	0.877
5/22/2014	4.290	4.350	3.426	12.030	0.864	0.924	0.877
5/21/2014	4.290	4.340	3.412	11.910	0.878	0.928	0.878
5/20/2014	4.240	4.290	3.383	12.960	0.857	0.907	0.878
5/19/2014	4.250	4.300	3.386	12.420	0.864	0.914	0.879
5/16/2014	4.210	4.260	3.346	12.440	0.864	0.914	0.879
5/15/2014	4.200	4.250	3.325	13.170	0.876	0.926	0.879
5/14/2014	4.240	4.290	3.377	12.170	0.863	0.913	0.880
5/13/2014	4.320	4.370	3.446	12.130	0.874	0.924	0.880
5/12/2014	4.360	4.410	3.497	12.230	0.863	0.913	0.881
5/9/2014	4.330	4.380	3.463	12.920	0.867	0.917	0.881
5/8/2014	4.290	4.340	3.434	13.430	0.856	0.906	0.882
5/7/2014	4.270	4.320	3.403	13.400	0.868	0.918	0.882
5/6/2014	4.260	4.300	3.383	13.800	0.877	0.917	0.883
5/5/2014	4.280	4.330	3.407	13.290	0.873	0.923	0.884
5/2/2014	4.240	4.290	3.367	12.910	0.873	0.923	0.885
5/1/2014	4.280	4.330	3.413	13.250	0.867	0.917	0.886
4/30/2014	4.340	4.380	3.459	13.410	0.881	0.921	0.886
4/29/2014	4.370	4.410	3.487	13.710	0.883	0.923	0.887
4/28/2014	4.340	4.380	3.486	13.970	0.854	0.894	0.887
4/25/2014	4.320	4.360	3.443	14.060	0.877	0.917	0.888
4/24/2014	4.350	4.390	3.453	13.320	0.897	0.937	0.889
4/23/2014	4.360	4.400	3.478	13.270	0.882	0.922	0.890
4/22/2014	4.390	4.430	3.494	13.190	0.896	0.936	0.890
4/21/2014	4.410	4.450	3.522	13.250	0.888	0.928	0.891
4/17/2014	4.400	4.440	3.522	13.360	0.878	0.918	0.891
4/16/2014	4.350	4.390	3.444	14.180	0.906	0.946	0.892
4/15/2014	4.360	4.390	3.461	15.610	0.899	0.929	0.893
4/14/2014	4.380	4.420	3.488	16.110	0.892	0.932	0.893
4/11/2014	4.370	4.410	3.483	17.030	0.887	0.927	0.894
4/10/2014	4.400	4.430	3.519	15.890	0.881	0.911	0.895
4/9/2014	4.460	4.500	3.573	13.820	0.887	0.927	0.896
4/8/2014	4.460	4.490	3.538	14.890	0.922	0.952	0.897
4/7/2014	4.460	4.490	3.557	15.570	0.903	0.933	0.898
4/4/2014	4.480	4.520	3.584	13.960	0.896	0.936	0.899
4/3/2014	4.520	4.560	3.629	13.370	0.891	0.931	0.900
4/2/2014	4.550	4.590	3.647	13.090	0.903	0.943	0.901
4/1/2014	4.500	4.540	3.606	13.100	0.894	0.934	0.902
3/31/2014	4.460	4.500	3.558	13.880	0.902	0.942	0.903
3/28/2014	4.450	4.490	3.547	14.410	0.903	0.943	0.904
3/27/2014	4.410	4.450	3.527	14.620	0.883	0.923	0.905
3/26/2014	4.460	4.500	3.542	14.930	0.918	0.958	0.906
3/25/2014	4.490	4.530	3.591	14.020	0.899	0.939	0.907
3/24/2014	4.490	4.530	3.562	15.090	0.928	0.968	0.908
3/21/2014	4.520	4.560	3.607	15.000	0.913	0.953	0.908
3/20/2014	4.570	4.610	3.663	14.520	0.907	0.947	0.909
3/19/2014	4.580	4.630	3.657	15.120	0.923	0.973	0.910
3/18/2014	4.530	4.580	3.614	14.520	0.916	0.966	0.911
3/17/2014	4.520	4.570	3.628	15.640	0.892	0.942	0.912
3/14/2014	4.480	4.530	3.599	17.820	0.881	0.931	0.913
3/13/2014	4.490	4.540	3.591	16.220	0.899	0.949	0.915
3/12/2014	4.540	4.600	3.673	14.470	0.867	0.927	0.916
3/11/2014	4.570	4.630	3.709	14.800	0.861	0.921	0.917
3/10/2014	4.590	4.650	3.722	14.200	0.869	0.929	0.919
3/7/2014	4.580	4.640	3.721	14.110	0.859	0.919	0.921
3/6/2014	4.540	4.600	3.690	14.210	0.850	0.910	0.922
3/5/2014	4.500	4.560	3.647	13.890	0.853	0.913	0.924



3/4/2014	4.500	4.560	3.647	14.100	0.853	0.913	0.926
3/3/2014	4.420	4.480	3.554	16.000	0.866	0.926	0.928
2/28/2014	4.460	4.510	3.582	14.000	0.878	0.928	0.930
2/27/2014	4.460	4.520	3.592	14.040	0.868	0.928	0.932
2/26/2014	4.500	4.560	3.625	14.350	0.875	0.935	0.934
2/25/2014	4.530	4.590	3.659	13.670	0.871	0.931	0.935
2/24/2014	4.580	4.640	3.699	14.230	0.881	0.941	0.937
2/21/2014	4.560	4.620	3.693	14.680	0.867	0.927	0.939
2/20/2014	4.600	4.660	3.723	14.790	0.877	0.937	0.940
2/19/2014	4.580	4.640	3.713	15.500	0.867	0.927	0.942
2/18/2014	4.550	4.610	3.678	13.870	0.872	0.932	0.943
2/14/2014	4.560	4.630	3.697	13.570	0.863	0.933	0.945
2/13/2014	4.560	4.630	3.683	14.140	0.877	0.947	0.946
2/12/2014	4.600	4.670	3.720	14.300	0.880	0.950	0.948
2/11/2014	4.560	4.630	3.688	14.510	0.872	0.942	0.950
2/10/2014	4.540	4.610	3.650	15.260	0.890	0.960	0.951
2/7/2014	4.550	4.620	3.673	15.290	0.877	0.947	0.953
2/6/2014	4.550	4.620	3.668	17.230	0.882	0.952	0.954
2/5/2014	4.530	4.600	3.648	19.950	0.882	0.952	0.955
2/4/2014	4.470	4.540	3.601	19.110	0.869	0.939	0.956
2/3/2014	4.420	4.490	3.531	21.440	0.889	0.959	0.957
1/31/2014	4.490	4.560	3.599	18.410	0.892	0.962	0.958
1/30/2014	4.500	4.580	3.634	17.290	0.866	0.946	0.959
1/29/2014	4.480	4.560	3.616	17.350	0.864	0.944	0.960
1/28/2014	4.540	4.610	3.674	15.800	0.867	0.937	0.961
1/27/2014	4.540	4.620	3.665	17.420	0.875	0.955	0.962
1/24/2014	4.510	4.590	3.633	18.140	0.878	0.958	0.964
1/23/2014	4.530	4.600	3.682	13.770	0.848	0.918	0.965
1/22/2014	4.600	4.670	3.759	12.840	0.841	0.911	0.966
1/21/2014	4.580	4.650	3.748	12.870	0.832	0.902	0.968
1/17/2014	4.600	4.670	3.748	12.440	0.852	0.922	0.970
1/16/2014	4.620	4.680	3.773	12.530	0.847	0.907	0.971
1/15/2014	4.660	4.710	3.823	12.280	0.837	0.887	0.972
1/14/2014	4.650	4.700	3.802	12.280	0.848	0.898	0.974
1/13/2014	4.620	4.670	3.773	13.280	0.847	0.897	0.975
1/10/2014	4.650	4.700	3.800	12.140	0.850	0.900	0.976
1/9/2014	4.740	4.780	3.880	12.890	0.861	0.901	0.977
1/8/2014	4.780	4.810	3.892	12.870	0.888	0.918	0.979
1/7/2014	4.760	4.790	3.885	12.920	0.875	0.905	0.979
1/6/2014	4.780	4.810	3.900	13.550	0.880	0.910	0.980
1/3/2014	4.810	4.840	3.925	13.760	0.885	0.915	0.981
1/2/2014	4.810	4.840	3.922	14.230	0.888	0.918	0.982
12/31/2013	4.830	4.870	3.968	13.720	0.862	0.902	0.983
12/30/2013	4.800	4.830	3.901	13.560	0.899	0.929	0.983
12/27/2013	4.840	4.880	3.937	12.460	0.903	0.943	0.984
12/26/2013	4.820	4.860	3.924	12.330	0.896	0.936	0.984
12/24/2013	4.810	4.840	3.893	12.480	0.917	0.947	0.985
12/23/2013	4.750	4.780	3.849	13.040	0.901	0.931	0.985
12/20/2013	4.730	4.770	3.823	13.790	0.907	0.947	0.986
12/19/2013	4.810	4.850	3.909	14.150	0.901	0.941	0.986
12/18/2013	4.820	4.870	3.907	13.800	0.914	0.964	0.987
12/17/2013	4.780	4.830	3.866	16.210	0.914	0.964	0.988
12/16/2013	4.820	4.870	3.894	16.030	0.926	0.976	0.989
12/13/2013	4.800	4.850	3.873	15.760	0.927	0.977	0.990
12/12/2013	4.820	4.870	3.894	15.540	0.926	0.976	0.992
12/11/2013	4.820	4.860	3.886	15.420	0.934	0.974	0.993
12/10/2013	4.770	4.810	3.838	13.910	0.932	0.972	0.994
12/9/2013	4.830	4.870	3.871	13.490	0.959	0.999	0.995
12/6/2013	4.860	4.900	3.889	13.790	0.971	1.011	0.997
12/5/2013	4.860	4.900	3.914	15.080	0.946	0.986	0.998
12/4/2013	4.840	4.890	3.901	14.700	0.939	0.989	1.000
12/3/2013	4.780	4.830	3.844	14.550	0.936	0.986	1.002
12/2/2013	4.800	4.850	3.856	14.230	0.944	0.994	1.004
11/29/2013	4.760	4.800	3.811	13.700	0.949	0.989	1.006
11/27/2013	4.760	4.810	3.815	12.980	0.945	0.995	1.008
11/26/2013	4.730	4.780	3.798	12.810	0.932	0.982	1.010
11/25/2013	4.790	4.830	3.819	12.790	0.971	1.011	1.012
11/22/2013	4.790	4.830	3.829	12.260	0.961	1.001	1.014
11/21/2013	4.840	4.880	3.888	12.660	0.953	0.993	1.016
11/20/2013	4.860	4.900	3.911	13.400	0.949	0.989	1.018
11/19/2013	4.760	4.800	3.800	13.390	0.960	1.000	1.021
11/18/2013	4.720	4.760	3.755	13.100	0.965	1.005	1.023
11/15/2013	4.790	4.840	3.795	12.190	0.995	1.045	1.025
11/14/2013	4.790	4.830	3.787	12.370	1.003	1.043	1.027
11/13/2013	4.820	4.860	3.819	12.520	1.001	1.041	1.028
11/12/2013	4.850	4.890	3.857	12.820	0.993	1.033	1.029
11/8/2013	4.830	4.880	3.845	12.900	0.985	1.035	1.031
11/7/2013	4.720	4.760	3.708	13.910	1.012	1.052	1.032
11/6/2013	4.760	4.800	3.773	12.670	0.987	1.027	1.033
11/5/2013	4.750	4.790	3.771	13.270	0.979	1.019	1.034
11/4/2013	4.690	4.730	3.693	12.930	0.997	1.037	1.036
11/1/2013	4.700	4.730	3.696	13.280	1.004	1.034	1.037
10/31/2013	4.630	4.670	3.639	13.750	0.991	1.031	1.038
10/30/2013	4.630	4.670	3.641	13.650	0.989	1.029	1.039

10/29/2013	4.620	4.660	3.613	13.410	1.007	1.047	1.041
10/28/2013	4.600	4.640	3.618	13.310	0.982	1.022	1.041
10/25/2013	4.590	4.630	3.600	13.090	0.990	1.030	1.043
10/24/2013	4.620	4.660	3.611	13.200	1.009	1.049	1.043
10/23/2013	4.590	4.620	3.595	13.420	0.995	1.025	1.044
10/22/2013	4.620	4.650	3.609	13.330	1.012	1.042	1.045
10/21/2013	4.690	4.720	3.670	13.160	1.020	1.050	1.045
10/18/2013	4.660	4.690	3.641	13.040	1.019	1.049	1.046
10/17/2013	4.670	4.700	3.659	13.480	1.012	1.042	1.046
10/16/2013	4.740	4.770	3.721	14.710	1.019	1.049	1.046
10/15/2013	4.800	4.830	3.789	18.660	1.011	1.041	1.046
10/11/2013	4.770	4.800	3.747	15.720	1.023	1.053	1.047
10/10/2013	4.780	4.810	3.734	16.480	1.046	1.076	1.047
10/9/2013	4.770	4.800	3.737	19.600	1.033	1.063	1.047
10/8/2013	4.740	4.770	3.690	20.340	1.050	1.080	1.047
10/7/2013	4.740	4.770	3.692	19.410	1.048	1.078	1.047
10/4/2013	4.770	4.800	3.720	16.740	1.050	1.080	1.047
10/3/2013	4.750	4.780	3.707	17.670	1.043	1.073	1.047
10/2/2013	4.760	4.790	3.701	16.600	1.059	1.089	1.047
10/1/2013	4.770	4.800	3.717	15.540	1.053	1.083	1.047
9/30/2013	4.740	4.770	3.685	16.600	1.055	1.085	1.047
9/27/2013	4.730	4.760	3.686	15.460	1.044	1.074	1.047
9/26/2013	4.730	4.760	3.695	14.060	1.035	1.065	1.047
9/25/2013	4.680	4.710	3.670	14.010	1.010	1.040	1.048
9/24/2013	4.700	4.740	3.670	14.080	1.030	1.070	1.048
9/23/2013	4.770	4.810	3.725	14.310	1.045	1.085	1.049
9/20/2013	4.760	4.830	3.761	13.120	0.999	1.069	1.049
9/19/2013	4.840	4.880	3.802	13.160	1.038	1.078	1.050
9/18/2013	4.790	4.830	3.747	13.590	1.043	1.083	1.051
9/17/2013	4.870	4.910	3.832	14.530	1.038	1.078	1.051
9/16/2013	4.900	4.950	3.867	14.380	1.033	1.083	1.051
9/13/2013	4.850	4.910	3.835	14.160	1.015	1.075	1.052
9/12/2013	4.840	4.910	3.852	14.290	0.988	1.058	1.052
9/11/2013	4.860	4.920	3.854	13.820	1.006	1.066	1.053
9/10/2013	4.880	4.950	3.894	14.530	0.986	1.056	1.054
9/9/2013	4.830	4.900	3.853	15.630	0.977	1.047	1.055
9/6/2013	4.860	4.930	3.866	15.850	0.994	1.064	1.056
9/5/2013	4.870	4.940	3.885	15.770	0.985	1.055	1.056
9/4/2013	4.790	4.840	3.797	15.880	0.993	1.043	1.058
9/3/2013	4.770	4.820	3.794	16.610	0.976	1.026	1.058
8/30/2013	4.670	4.720	3.700	17.010	0.971	1.021	1.059
8/29/2013	4.700	4.750	3.714	16.810	0.986	1.036	1.060
8/28/2013	4.750	4.800	3.736	16.490	1.014	1.064	1.061
8/27/2013	4.690	4.750	3.692	16.770	0.998	1.058	1.062
8/26/2013	4.770	4.830	3.765	14.990	1.005	1.065	1.062
8/23/2013	4.790	4.850	3.792	13.980	0.998	1.058	1.063
8/22/2013	4.870	4.930	3.870	14.760	1.000	1.060	1.064
8/21/2013	4.870	4.930	3.920	15.940	0.950	1.010	1.064
8/20/2013	4.830	4.890	3.853	14.910	0.977	1.037	1.066
8/19/2013	4.870	4.940	3.900	15.100	0.971	1.041	1.067
8/16/2013	4.830	4.890	3.848	14.370	0.982	1.042	1.067
8/15/2013	4.760	4.830	3.809	14.730	0.951	1.021	1.068
8/14/2013	4.740	4.790	3.752	13.040	0.988	1.038	1.069
8/13/2013	4.730	4.780	3.759	12.310	0.971	1.021	1.069
8/12/2013	4.640	4.690	3.684	12.810	0.956	1.006	1.070
8/9/2013	4.610	4.660	3.635	13.410	0.976	1.026	1.071
8/8/2013	4.620	4.670	3.673	12.730	0.947	0.997	1.072
8/7/2013	4.670	4.720	3.685	12.980	0.985	1.035	1.073
8/6/2013	4.670	4.720	3.728	12.720	0.942	0.992	1.073
8/5/2013	4.630	4.680	3.726	11.840	0.904	0.954	1.074
8/2/2013	4.630	4.680	3.684	11.980	0.946	0.996	1.076
8/1/2013	4.720	4.760	3.754	12.940	0.966	1.006	1.076
7/31/2013	4.610	4.650	3.635	13.450	0.975	1.015	1.077
7/30/2013	4.640	4.680	3.682	13.390	0.958	0.998	1.077
7/29/2013	4.640	4.670	3.674	13.390	0.966	0.996	1.078
7/26/2013	4.620	4.640	3.621	12.720	0.999	1.019	1.079
7/25/2013	4.660	4.680	3.641	12.970	1.019	1.039	1.079
7/24/2013	4.660	4.670	3.646	13.180	1.014	1.024	1.079
7/23/2013	4.600	4.620	3.577	12.660	1.023	1.043	1.079
7/22/2013	4.590	4.600	3.550	12.290	1.040	1.050	1.079
7/19/2013	4.620	4.630	3.560	12.540	1.060	1.070	1.079
7/18/2013	4.690	4.700	3.626	13.770	1.064	1.074	1.079
7/17/2013	4.640	4.640	3.575	13.780	1.065	1.065	1.079
7/16/2013	4.670	4.670	3.586	14.420	1.085	1.085	1.078
7/15/2013	4.710	4.700	3.593	13.790	1.117	1.107	1.078
7/12/2013	4.760	4.750	3.625	13.840	1.135	1.125	1.077
7/11/2013	4.740	4.740	3.630	14.010	1.110	1.110	1.076
7/10/2013	4.820	4.810	3.650	14.210	1.170	1.160	1.075
7/9/2013	4.800	4.790	3.648	14.350	1.152	1.142	1.073
7/8/2013	4.790	4.790	3.633	14.780	1.157	1.157	1.072
7/5/2013	4.820	4.830	3.713	14.890	1.107	1.117	1.070
7/3/2013	4.650	4.650	3.493	16.200	1.157	1.157	1.069
7/2/2013	4.630	4.630	3.473	16.440	1.157	1.157	1.068
7/1/2013	4.660	4.660	3.478	16.370	1.183	1.183	1.066

6/28/2013	4.670	4.680	3.499	16.860	1.171	1.181	1.065
6/27/2013	4.730	4.740	3.534	16.860	1.196	1.206	1.063
6/26/2013	4.760	4.770	3.579	17.210	1.181	1.191	1.062
6/25/2013	4.780	4.810	3.622	18.470	1.158	1.188	1.060
6/24/2013	4.720	4.750	3.547	20.110	1.173	1.203	1.059
6/21/2013	4.720	4.740	3.582	18.900	1.138	1.158	1.058
6/20/2013	4.640	4.680	3.513	20.490	1.127	1.167	1.056
6/19/2013	4.520	4.550	3.412	16.640	1.108	1.138	1.056
6/18/2013	4.460	4.490	3.342	16.610	1.119	1.149	1.055
6/17/2013	4.460	4.490	3.351	16.800	1.109	1.139	1.054
6/14/2013	4.420	4.450	3.305	17.150	1.115	1.145	1.054
6/13/2013	4.450	4.480	3.317	16.410	1.133	1.163	1.053
6/12/2013	4.500	4.530	3.370	18.590	1.130	1.160	1.052
6/11/2013	4.440	4.480	3.314	17.070	1.126	1.166	1.051
6/10/2013	4.480	4.510	3.370	15.440	1.110	1.140	1.051
6/7/2013	4.430	4.460	3.334	15.140	1.096	1.126	1.050
6/6/2013	4.330	4.360	3.245	16.630	1.085	1.115	1.050
6/5/2013	4.350	4.390	3.246	17.500	1.104	1.144	1.050
6/4/2013	4.380	4.410	3.311	16.270	1.069	1.099	1.050
6/3/2013	4.340	4.360	3.266	16.280	1.074	1.094	1.050
5/31/2013	4.360	4.380	3.279	16.300	1.081	1.101	1.050
5/30/2013	4.340	4.350	3.271	14.530	1.069	1.079	1.050
5/29/2013	4.320	4.340	3.266	14.830	1.054	1.074	1.051
5/28/2013	4.340	4.350	3.322	14.480	1.018	1.028	1.051
5/24/2013	4.220	4.240	3.172	13.990	1.048	1.068	1.052
5/23/2013	4.240	4.260	3.191	14.070	1.049	1.069	1.053
5/22/2013	4.250	4.270	3.220	13.820	1.031	1.051	1.053
5/21/2013	4.190	4.210	3.131	13.370	1.059	1.079	1.054
5/20/2013	4.220	4.240	3.176	13.020	1.044	1.064	1.054
5/17/2013	4.210	4.230	3.167	12.450	1.043	1.063	1.055
5/16/2013	4.130	4.150	3.098	13.070	1.032	1.052	1.056
5/15/2013	4.210	4.220	3.156	12.810	1.054	1.064	1.057
5/14/2013	4.210	4.230	3.191	12.770	1.020	1.040	1.057
5/13/2013	4.170	4.190	3.131	12.550	1.039	1.059	1.058
5/10/2013	4.160	4.180	3.094	12.590	1.066	1.086	1.059
5/9/2013	4.070	4.090	2.993	13.130	1.077	1.097	1.060
5/8/2013	4.050	4.070	2.987	12.660	1.063	1.083	1.060
5/7/2013	4.070	4.100	2.995	12.830	1.075	1.105	1.061
5/6/2013	4.060	4.090	2.976	12.660	1.084	1.114	1.061
5/3/2013	4.030	4.060	2.954	12.850	1.076	1.106	1.062
5/2/2013	3.910	3.930	2.821	13.590	1.089	1.109	1.062
5/1/2013	3.920	3.940	2.828	14.490	1.092	1.112	1.063
4/30/2013	3.960	3.990	2.876	13.520	1.084	1.114	1.063
4/29/2013	3.950	3.970	2.879	13.710	1.072	1.092	1.063
4/26/2013	3.930	3.960	2.861	13.610	1.069	1.099	1.064
4/25/2013	3.980	4.010	2.905	13.620	1.076	1.106	1.064
4/24/2013	3.960	3.990	2.895	13.610	1.065	1.095	1.064
4/23/2013	3.960	3.990	2.903	13.480	1.057	1.087	1.064
4/22/2013	3.960	3.980	2.878	14.390	1.082	1.102	1.064
4/19/2013	3.960	3.990	2.885	14.970	1.075	1.105	1.064
4/18/2013	3.940	3.970	2.860	17.560	1.080	1.110	1.064
4/17/2013	3.960	3.990	2.878	16.510	1.082	1.112	1.064
4/16/2013	3.980	4.000	2.909	13.960	1.071	1.091	1.064
4/15/2013	3.960	3.980	2.859	17.270	1.101	1.121	1.064
4/12/2013	3.990	4.010	2.918	12.060	1.072	1.092	1.063
4/11/2013	4.070	4.090	2.995	12.240	1.075	1.095	1.063
4/10/2013	4.080	4.100	3.003	12.360	1.077	1.097	1.062
4/9/2013	4.010	4.030	2.938	12.840	1.072	1.092	1.062
4/8/2013	3.970	4.000	2.915	13.190	1.055	1.085	1.061
4/5/2013	3.930	3.960	2.875	13.920	1.055	1.085	1.061
4/4/2013	4.050	4.080	2.987	13.890	1.063	1.093	1.060
4/3/2013	4.130	4.160	3.052	14.210	1.078	1.108	1.059
4/2/2013	4.170	4.200	3.100	12.780	1.070	1.100	1.058
4/1/2013	4.150	4.180	3.074	13.580	1.076	1.106	1.057
3/28/2013	4.170	4.200	3.102	12.700	1.068	1.098	1.056
3/27/2013	4.150	4.180	3.088	13.150	1.062	1.092	1.055
3/26/2013	4.190	4.220	3.143	12.770	1.047	1.077	1.054
3/25/2013	4.190	4.220	3.148	13.740	1.042	1.072	1.053
3/22/2013	4.180	4.210	3.148	13.570	1.032	1.062	1.052
3/21/2013	4.200	4.230	3.132	13.990	1.068	1.098	1.051
3/20/2013	4.210	4.240	3.198	12.670	1.012	1.042	1.050
3/19/2013	4.170	4.190	3.128	14.390	1.042	1.062	1.049
3/18/2013	4.230	4.250	3.184	13.360	1.046	1.066	1.049
3/15/2013	4.260	4.280	3.212	11.300	1.049	1.069	1.048
3/14/2013	4.280	4.300	3.239	11.300	1.041	1.061	1.047
3/13/2013	4.250	4.270	3.218	11.830	1.032	1.052	1.047
3/12/2013	4.250	4.270	3.213	12.270	1.037	1.057	1.047
3/11/2013	4.280	4.300	3.260	11.560	1.020	1.040	1.046
3/8/2013	4.270	4.300	3.244	12.590	1.026	1.056	1.046
3/7/2013	4.220	4.250	3.203	13.060	1.017	1.047	1.047
3/6/2013	4.170	4.200	3.152	13.530	1.018	1.048	1.047
3/5/2013	4.130	4.160	3.106	13.480	1.024	1.054	1.048
3/4/2013	4.110	4.140	3.086	14.010	1.024	1.054	1.048
3/1/2013	4.090	4.120	3.051	15.360	1.039	1.069	1.049

2/28/2013	4.120	4.140	3.086	15.510	1.034	1.054	1.049
2/27/2013	4.130	4.150	3.099	14.730	1.031	1.051	1.050
2/26/2013	4.100	4.120	3.078	16.870	1.022	1.042	1.051
2/25/2013	4.110	4.120	3.062	18.990	1.048	1.058	1.052
2/22/2013	4.180	4.190	3.153	14.170	1.028	1.038	1.053
2/21/2013	4.190	4.200	3.167	15.220	1.023	1.033	1.054
2/20/2013	4.230	4.240	3.199	14.680	1.031	1.041	1.055
2/19/2013	4.230	4.240	3.210	12.310	1.020	1.030	1.056
2/15/2013	4.200	4.210	3.175	12.460	1.025	1.035	1.057
2/14/2013	4.190	4.190	3.177	12.660	1.014	1.014	1.058
2/13/2013	4.230	4.230	3.234	12.980	0.996	0.996	1.059
2/12/2013	4.200	4.200	3.189	12.640	1.011	1.011	1.061
2/11/2013	4.160	4.160	3.170	12.940	0.990	0.990	1.062
2/8/2013	4.190	4.180	3.164	13.020	1.027	1.017	1.064
2/7/2013	4.180	4.180	3.170	13.500	1.010	1.010	1.065
2/6/2013	4.200	4.190	3.169	13.410	1.031	1.021	1.067
2/5/2013	4.240	4.270	3.208	13.720	1.032	1.062	1.068
2/4/2013	4.200	4.230	3.160	14.670	1.040	1.070	1.069
2/1/2013	4.230	4.250	3.218	12.900	1.012	1.032	1.071
1/31/2013	4.200	4.220	3.172	14.280	1.028	1.048	1.072
1/30/2013	4.230	4.250	3.182	14.320	1.048	1.068	1.074
1/29/2013	4.210	4.220	3.184	13.310	1.026	1.036	1.075
1/28/2013	4.190	4.200	3.141	13.570	1.049	1.059	1.077
1/25/2013	4.170	4.190	3.133	12.890	1.037	1.057	1.078
1/24/2013	4.080	4.100	3.043	12.690	1.037	1.057	1.079
1/23/2013	4.070	4.090	3.018	12.460	1.052	1.072	1.081
1/22/2013	4.070	4.090	3.028	12.430	1.042	1.062	1.082
1/18/2013	4.090	4.100	3.029	12.460	1.061	1.071	1.084
1/17/2013	4.130	4.140	3.072	13.570	1.058	1.068	1.085
1/16/2013	4.080	4.090	3.013	13.420	1.067	1.077	1.087
1/15/2013	4.090	4.080	3.026	13.550	1.065	1.055	1.088
1/14/2013	4.110	4.100	3.031	13.520	1.079	1.069	1.090
1/11/2013	4.120	4.100	3.048	13.360	1.072	1.052	1.091
1/10/2013	4.160	4.130	3.080	13.490	1.080	1.050	1.093
1/9/2013	4.150	4.110	3.060	13.810	1.090	1.050	1.094
1/8/2013	4.170	4.130	3.068	13.620	1.102	1.062	1.095
1/7/2013	4.200	4.160	3.101	13.790	1.099	1.059	1.097
1/4/2013	4.210	4.170	3.097	13.830	1.113	1.073	1.098
1/3/2013	4.210	4.170	3.125	14.560	1.085	1.045	1.099
1/2/2013	4.160	4.120	3.042	14.680	1.118	1.078	1.101
12/31/2012	4.040	4.020	2.950	18.020	1.090	1.070	1.102
12/28/2012	3.990	3.970	2.867	22.720	1.123	1.103	1.105
12/27/2012	3.990	3.960	2.910	19.470	1.081	1.051	1.107
12/26/2012	4.040	4.020	2.922	19.480	1.118	1.098	1.109
12/24/2012	4.050	4.020	2.939	18.590	1.112	1.082	1.111
12/21/2012	4.040	4.010	2.931	17.840	1.109	1.079	1.113
12/20/2012	4.100	4.070	2.981	17.670	1.119	1.089	1.115
12/19/2012	4.100	4.080	2.987	17.360	1.114	1.094	1.117
12/18/2012	4.140	4.120	2.998	15.570	1.142	1.122	1.119
12/17/2012	4.050	4.030	2.946	16.340	1.104	1.084	1.121
12/14/2012	4.000	3.980	2.864	17.000	1.136	1.116	1.124
12/13/2012	4.030	4.010	2.905	16.560	1.125	1.105	1.125
12/12/2012	4.020	4.000	2.889	15.950	1.131	1.111	1.127
12/11/2012	3.960	3.940	2.841	15.570	1.119	1.099	1.129
12/10/2012	3.930	3.910	2.798	16.050	1.132	1.112	1.132
12/7/2012	3.940	3.920	2.810	15.900	1.130	1.110	1.134
12/6/2012	3.890	3.870	2.774	16.580	1.116	1.096	1.136
12/5/2012	3.900	3.890	2.777	16.460	1.123	1.113	1.138
12/4/2012	3.890	3.880	2.777	17.120	1.113	1.103	1.141
12/3/2012	3.910	3.900	2.799	16.640	1.111	1.101	1.143
11/30/2012	3.890	3.920	2.809	15.870	1.081	1.111	1.145
11/29/2012	3.880	3.910	2.796	15.060	1.084	1.114	1.148
11/28/2012	3.860	3.890	2.798	15.510	1.062	1.092	1.151
11/27/2012	3.870	3.900	2.785	15.920	1.085	1.115	1.154
11/26/2012	3.880	3.910	2.802	15.500	1.078	1.108	1.157
11/23/2012	3.910	3.940	2.828	15.140	1.082	1.112	1.160
11/21/2012	3.900	3.940	2.820	15.310	1.080	1.120	1.162
11/20/2012	3.870	3.910	2.821	15.080	1.049	1.089	1.165
11/19/2012	3.820	3.860	2.763	15.240	1.057	1.097	1.168
11/16/2012	3.770	3.820	2.732	16.410	1.038	1.088	1.171
11/15/2012	3.760	3.810	2.731	17.990	1.029	1.079	1.175
11/14/2012	3.760	3.800	2.727	17.920	1.033	1.073	1.178
11/13/2012	3.750	3.790	2.725	16.650	1.025	1.065	1.181
11/9/2012	3.760	3.790	2.741	18.610	1.019	1.049	1.185
11/8/2012	3.770	3.790	2.751	18.490	1.019	1.039	1.189
11/7/2012	3.810	3.830	2.828	19.080	0.982	1.002	1.193
11/6/2012	3.890	3.910	2.920	17.580	0.970	0.990	1.196
11/5/2012	3.840	3.850	2.876	18.420	0.964	0.974	1.201
11/2/2012	3.880	3.890	2.907	17.590	0.973	0.983	1.205
11/1/2012	3.860	3.860	2.901	16.690	0.959	0.959	1.209
10/31/2012	3.810	3.810	2.858	18.600	0.952	0.952	1.214
10/29/2012	3.840	3.840	2.883	#N/A	0.957	0.957	1.219
10/26/2012	3.880	3.890	2.904	17.810	0.976	0.986	1.223
10/25/2012	3.940	3.940	2.977	18.120	0.963	0.963	1.227

10/24/2012	3.890	3.890	2.949	18.330	0.941	0.941	1.231
10/23/2012	3.870	3.870	2.903	18.830	0.968	0.968	1.236
10/22/2012	3.900	3.890	2.971	16.620	0.930	0.920	1.240
10/19/2012	3.910	3.890	2.934	17.060	0.976	0.956	1.245
10/18/2012	3.980	3.960	3.019	15.030	0.961	0.941	1.248
10/17/2012	3.970	3.950	3.003	15.070	0.967	0.947	1.252
10/16/2012	3.920	3.900	2.915	15.220	1.005	0.985	1.256
10/15/2012	3.850	3.840	2.845	15.270	1.005	0.995	1.259
10/12/2012	3.850	3.850	2.832	16.140	1.018	1.018	1.263
10/11/2012	3.880	3.880	2.851	15.590	1.029	1.029	1.266
10/10/2012	3.930	3.930	2.878	16.290	1.052	1.052	1.268
10/9/2012	3.990	3.980	2.926	16.370	1.064	1.054	1.271
10/5/2012	4.030	4.020	2.971	14.330	1.059	1.049	1.273
10/4/2012	3.960	3.950	2.890	14.550	1.070	1.060	1.274
10/3/2012	3.920	3.900	2.818	15.430	1.102	1.082	1.276
10/2/2012	3.920	3.890	2.816	15.710	1.104	1.074	1.277
10/1/2012	3.940	3.910	2.820	16.320	1.120	1.090	1.278
9/28/2012	3.950	3.930	2.823	15.730	1.127	1.107	1.280
9/27/2012	3.940	3.920	2.839	14.840	1.101	1.081	1.280
9/26/2012	3.910	3.890	2.779	16.810	1.132	1.112	1.282
9/25/2012	3.970	3.950	2.845	15.430	1.125	1.105	1.282
9/24/2012	4.020	3.990	2.896	14.150	1.124	1.094	1.283
9/21/2012	4.080	4.050	2.943	13.980	1.137	1.107	1.284
9/20/2012	4.080	4.050	2.944	14.070	1.136	1.106	1.285
9/19/2012	4.100	4.070	2.960	13.880	1.140	1.110	1.286
9/18/2012	4.140	4.110	3.005	14.180	1.135	1.105	1.287
9/17/2012	4.170	4.140	3.036	14.590	1.134	1.104	1.288
9/14/2012	4.230	4.210	3.088	14.510	1.142	1.122	1.288
9/13/2012	4.110	4.120	2.931	14.050	1.179	1.189	1.289
9/12/2012	4.080	4.090	2.922	15.800	1.159	1.169	1.289
9/11/2012	4.000	4.010	2.853	16.410	1.147	1.157	1.290
9/10/2012	3.990	4.010	2.806	16.280	1.184	1.204	1.291
9/7/2012	3.970	3.990	2.825	14.380	1.146	1.166	1.291
9/6/2012	3.970	3.980	2.799	15.600	1.171	1.181	1.292
9/5/2012	3.870	3.890	2.707	17.740	1.163	1.183	1.292
9/4/2012	3.860	3.880	2.682	17.980	1.178	1.198	1.293
8/31/2012	3.860	3.870	2.672	17.470	1.188	1.198	1.293
8/30/2012	3.920	3.930	2.745	17.830	1.175	1.185	1.294
8/29/2012	3.950	3.960	2.765	17.060	1.185	1.195	1.294
8/28/2012	3.920	3.930	2.747	16.490	1.173	1.183	1.294
8/27/2012	3.940	3.940	2.760	16.350	1.180	1.180	1.295
8/24/2012	3.990	3.990	2.801	15.180	1.189	1.189	1.295
8/23/2012	3.980	3.980	2.792	15.960	1.188	1.188	1.295
8/22/2012	4.020	4.020	2.804	15.110	1.216	1.216	1.295
8/21/2012	4.110	4.110	2.900	15.020	1.210	1.210	1.295
8/20/2012	4.130	4.130	2.919	14.020	1.211	1.211	1.295
8/17/2012	4.140	4.140	2.931	13.450	1.209	1.209	1.295
8/16/2012	4.170	4.170	2.953	14.290	1.217	1.217	1.294
8/15/2012	4.150	4.140	2.920	14.630	1.230	1.220	1.294
8/14/2012	4.070	4.060	2.836	14.850	1.235	1.225	1.294
8/13/2012	3.980	3.970	2.752	13.700	1.228	1.218	1.293
8/10/2012	3.960	3.960	2.751	14.740	1.209	1.209	1.293
8/9/2012	3.990	3.990	2.755	15.280	1.235	1.235	1.293
8/8/2012	3.990	3.980	2.751	15.320	1.240	1.230	1.293
8/7/2012	3.980	3.970	2.721	15.990	1.259	1.249	1.292
8/6/2012	3.930	3.910	2.654	15.950	1.276	1.256	1.291
8/3/2012	3.970	3.940	2.644	15.640	1.327	1.297	1.291
8/2/2012	3.850	3.830	2.554	17.570	1.296	1.276	1.289
8/1/2012	3.920	3.890	2.597	18.960	1.323	1.293	1.288
7/31/2012	3.890	3.860	2.547	18.930	1.343	1.313	1.287
7/30/2012	3.890	3.860	2.581	18.030	1.309	1.279	1.286
7/27/2012	3.950	3.920	2.628	16.700	1.322	1.292	1.284
7/26/2012	3.800	3.800	2.503	17.530	1.297	1.297	1.283
7/25/2012	3.780	3.780	2.453	19.340	1.327	1.327	1.282
7/24/2012	3.790	3.790	2.454	20.470	1.336	1.336	1.281
7/23/2012	3.840	3.830	2.499	18.620	1.341	1.331	1.280
7/20/2012	3.870	3.860	2.545	16.270	1.325	1.315	1.278
7/19/2012	3.940	3.930	2.613	15.450	1.327	1.317	1.277
7/18/2012	3.920	3.910	2.597	16.160	1.323	1.313	1.276
7/17/2012	3.940	3.950	2.604	16.480	1.337	1.347	1.275
7/16/2012	3.890	3.910	2.558	17.110	1.332	1.352	1.274
7/13/2012	3.940	3.950	2.573	16.740	1.367	1.377	1.273
7/12/2012	3.920	3.940	2.561	18.330	1.359	1.379	1.272
7/11/2012	3.950	3.960	2.613	17.950	1.337	1.347	1.270
7/10/2012	3.950	3.970	2.602	18.720	1.348	1.368	1.270
7/9/2012	3.970	4.000	2.621	17.980	1.349	1.379	1.269
7/6/2012	4.020	4.050	2.662	17.100	1.358	1.388	1.268
7/5/2012	4.080	4.100	2.716	17.500	1.364	1.384	1.266
7/3/2012	4.110	4.130	2.743	16.660	1.367	1.387	1.265
7/2/2012	4.050	4.070	2.696	16.800	1.354	1.374	1.264
6/29/2012	4.130	4.160	2.753	17.080	1.377	1.407	1.263
6/28/2012	4.030	4.070	2.676	19.710	1.354	1.394	1.262
6/27/2012	4.060	4.100	2.692	19.450	1.368	1.408	1.261
6/26/2012	4.060	4.100	2.700	19.720	1.360	1.400	1.260

6/25/2012	4.050	4.090	2.677	20.380	1.374	1.414	1.259
6/22/2012	4.130	4.170	2.762	18.110	1.368	1.408	1.259
6/21/2012	4.050	4.100	2.687	20.080	1.363	1.413	1.258
6/20/2012	4.100	4.140	2.736	17.240	1.364	1.404	1.257
6/19/2012	4.120	4.170	2.733	18.380	1.387	1.437	1.256
6/18/2012	4.070	4.130	2.661	18.320	1.409	1.469	1.255
6/15/2012	4.080	4.140	2.684	21.110	1.396	1.456	1.254
6/14/2012	4.100	4.150	2.741	21.680	1.359	1.409	1.253
6/13/2012	4.110	4.160	2.708	24.270	1.402	1.452	1.252
6/12/2012	4.160	4.220	2.769	22.090	1.391	1.451	1.251
6/11/2012	4.110	4.170	2.708	23.560	1.402	1.462	1.251
6/8/2012	4.160	4.210	2.745	21.230	1.415	1.465	1.250
6/7/2012	4.160	4.220	2.740	21.720	1.420	1.480	1.249
6/6/2012	4.130	4.200	2.738	22.160	1.392	1.462	1.247
6/5/2012	4.030	4.100	2.642	24.680	1.388	1.458	1.247
6/4/2012	3.970	4.050	2.565	26.120	1.405	1.485	1.246
6/1/2012	3.920	4.000	2.519	26.660	1.401	1.481	1.245
5/31/2012	4.040	4.110	2.642	24.060	1.398	1.468	1.244
5/30/2012	4.080	4.160	2.714	24.140	1.366	1.446	1.244
5/29/2012	4.200	4.260	2.847	21.030	1.353	1.413	1.243
5/25/2012	4.200	4.260	2.841	21.760	1.359	1.419	1.243
5/24/2012	4.200	4.260	2.872	21.540	1.328	1.388	1.243
5/23/2012	4.140	4.210	2.816	22.330	1.325	1.395	1.243
5/22/2012	4.230	4.290	2.867	22.480	1.364	1.424	1.244
5/21/2012	4.120	4.180	2.809	22.010	1.311	1.371	1.244
5/18/2012	4.080	4.150	2.806	25.100	1.274	1.344	1.244
5/17/2012	4.070	4.130	2.787	24.490	1.283	1.343	1.245
5/16/2012	4.160	4.220	2.899	22.270	1.261	1.321	1.245
5/15/2012	4.160	4.220	2.917	21.970	1.243	1.303	1.246
5/14/2012	4.160	4.230	2.920	21.870	1.240	1.310	1.247
5/11/2012	4.220	4.280	3.010	19.890	1.210	1.270	1.249
5/10/2012	4.270	4.330	3.041	18.830	1.229	1.289	1.250
5/9/2012	4.260	4.320	3.025	20.080	1.235	1.295	1.251
5/8/2012	4.240	4.290	3.034	19.050	1.206	1.256	1.253
5/7/2012	4.280	4.330	3.060	18.940	1.220	1.270	1.254
5/4/2012	4.290	4.340	3.071	19.160	1.219	1.269	1.255
5/3/2012	4.330	4.380	3.118	17.560	1.212	1.262	1.257
5/2/2012	4.330	4.380	3.116	16.880	1.214	1.264	1.258
5/1/2012	4.380	4.430	3.146	16.600	1.234	1.284	1.259
4/30/2012	4.330	4.390	3.111	17.150	1.219	1.279	1.260
4/27/2012	4.330	4.390	3.122	16.320	1.208	1.268	1.261
4/26/2012	4.350	4.410	3.118	16.240	1.232	1.292	1.263
4/25/2012	4.360	4.420	3.148	16.820	1.212	1.272	1.264
4/24/2012	4.330	4.380	3.128	18.100	1.202	1.252	1.265
4/23/2012	4.300	4.350	3.085	18.970	1.215	1.265	1.267
4/20/2012	4.350	4.390	3.124	17.440	1.226	1.266	1.268
4/19/2012	4.330	4.370	3.121	18.360	1.209	1.249	1.268
4/18/2012	4.350	4.390	3.127	18.640	1.224	1.264	1.269
4/17/2012	4.370	4.410	3.141	18.460	1.229	1.269	1.269
4/16/2012	4.330	4.370	3.131	19.550	1.200	1.240	1.269
4/13/2012	4.370	4.410	3.127	19.550	1.243	1.283	1.270
4/12/2012	4.430	4.470	3.212	17.200	1.218	1.258	1.270
4/11/2012	4.410	4.450	3.196	20.020	1.214	1.254	1.270
4/10/2012	4.360	4.400	3.128	20.390	1.232	1.272	1.270
4/9/2012	4.400	4.440	3.196	18.810	1.204	1.244	1.270
4/6/2012	4.440	4.470	3.216	#N/A	1.224	1.254	1.270
4/5/2012	4.520	4.550	3.327	16.700	1.194	1.224	1.270
4/4/2012	4.570	4.600	3.357	16.440	1.213	1.243	1.270
4/3/2012	4.600	4.630	3.440	15.660	1.160	1.190	1.270
4/2/2012	4.530	4.560	3.328	15.640	1.202	1.232	1.270
3/30/2012	4.540	4.580	3.336	15.500	1.204	1.244	1.270
3/29/2012	4.470	4.500	3.273	15.480	1.197	1.227	1.270
3/28/2012	4.500	4.530	3.310	15.470	1.190	1.220	1.270
3/27/2012	4.490	4.520	3.298	15.590	1.193	1.223	1.270
3/26/2012	4.520	4.550	3.339	14.260	1.181	1.211	1.271
3/23/2012	4.510	4.540	3.305	14.820	1.205	1.235	1.271
3/22/2012	4.560	4.590	3.360	15.570	1.200	1.230	1.271
3/21/2012	4.570	4.600	3.384	15.130	1.186	1.216	1.273
3/20/2012	4.650	4.680	3.445	15.580	1.205	1.235	1.275
3/19/2012	4.670	4.700	3.478	15.040	1.192	1.222	1.276
3/16/2012	4.600	4.630	3.406	14.470	1.194	1.224	1.278
3/15/2012	4.600	4.630	3.415	15.420	1.185	1.215	1.279
3/14/2012	4.600	4.630	3.401	15.310	1.199	1.229	1.281
3/13/2012	4.440	4.480	3.266	14.800	1.174	1.214	1.283
3/12/2012	4.370	4.400	3.171	15.640	1.199	1.229	1.286
3/9/2012	4.390	4.420	3.178	17.110	1.212	1.242	1.288
3/8/2012	4.380	4.410	3.175	17.950	1.206	1.236	1.290
3/7/2012	4.320	4.350	3.123	19.070	1.197	1.227	1.293
3/6/2012	4.280	4.310	3.074	20.870	1.206	1.236	1.295
3/5/2012	4.340	4.360	3.150	18.050	1.190	1.210	1.298
3/2/2012	4.320	4.340	3.102	17.290	1.218	1.238	1.301
3/1/2012	4.360	4.390	3.148	17.260	1.212	1.242	1.303
2/29/2012	4.300	4.330	3.085	18.430	1.215	1.245	1.306
2/28/2012	4.280	4.300	3.073	17.960	1.207	1.227	1.308



2/27/2012	4.270	4.290	3.048	18.190	1.223	1.243	1.311
2/24/2012	4.330	4.350	3.099	17.310	1.231	1.251	1.313
2/23/2012	4.360	4.380	3.139	16.800	1.221	1.241	1.315
2/22/2012	4.390	4.410	3.148	18.190	1.242	1.262	1.318
2/21/2012	4.430	4.460	3.209	18.190	1.221	1.251	1.321
2/17/2012	4.400	4.430	3.148	17.780	1.252	1.282	1.323
2/16/2012	4.390	4.420	3.139	19.220	1.251	1.281	1.324
2/15/2012	4.340	4.370	3.090	21.140	1.250	1.280	1.325
2/14/2012	4.320	4.350	3.087	19.540	1.233	1.263	1.326
2/13/2012	4.400	4.440	3.120	19.040	1.280	1.320	1.326
2/10/2012	4.370	4.400	3.140	20.790	1.230	1.260	1.326
2/9/2012	4.450	4.480	3.180	18.630	1.270	1.300	1.326
2/8/2012	4.400	4.430	3.151	18.160	1.249	1.279	1.326
2/7/2012	4.400	4.430	3.144	17.650	1.257	1.287	1.326
2/6/2012	4.360	4.390	3.097	17.760	1.263	1.293	1.326
2/3/2012	4.420	4.450	3.119	17.100	1.301	1.331	1.325
2/2/2012	4.290	4.330	3.003	17.980	1.287	1.327	1.324
2/1/2012	4.290	4.340	2.992	18.550	1.298	1.348	1.323
1/31/2012	4.220	4.270	2.938	19.440	1.283	1.333	1.322
1/30/2012	4.270	4.320	2.999	19.400	1.271	1.321	1.321
1/27/2012	4.350	4.400	3.057	18.530	1.293	1.343	1.320
1/26/2012	4.380	4.430	3.090	18.570	1.290	1.340	1.318
1/25/2012	4.440	4.490	3.148	18.310	1.292	1.342	1.317
1/24/2012	4.450	4.510	3.149	18.910	1.301	1.361	1.315
1/23/2012	4.450	4.500	3.130	18.670	1.320	1.370	1.314
1/20/2012	4.400	4.450	3.100	18.280	1.300	1.350	1.312
1/19/2012	4.340	4.400	3.042	19.870	1.298	1.358	1.310
1/18/2012	4.270	4.320	2.956	20.890	1.314	1.364	1.308
1/17/2012	4.210	4.260	2.899	22.200	1.312	1.362	1.305
1/13/2012	4.220	4.270	2.910	20.910	1.310	1.360	1.303
1/12/2012	4.300	4.350	2.971	20.470	1.329	1.379	1.301
1/11/2012	4.280	4.330	2.963	21.050	1.317	1.367	1.298
1/10/2012	4.350	4.390	3.024	20.690	1.326	1.366	1.295
1/9/2012	4.360	4.400	3.027	21.070	1.333	1.373	1.291
1/6/2012	4.350	4.390	3.016	20.630	1.334	1.374	1.288
1/5/2012	4.390	4.440	3.061	21.480	1.329	1.379	1.285
1/4/2012	4.380	4.430	3.027	22.220	1.353	1.403	1.282
1/3/2012	4.340	4.390	2.981	22.970	1.359	1.409	1.278
12/30/2011	4.240	4.290	2.894	23.400	1.346	1.396	1.275
12/29/2011	4.260	4.310	2.903	22.650	1.358	1.408	1.270
12/28/2011	4.250	4.300	2.920	23.520	1.330	1.380	1.267
12/27/2011	4.390	4.440	3.031	21.910	1.359	1.409	1.263
12/23/2011	4.420	4.470	3.057	20.730	1.363	1.413	1.259
12/22/2011	4.330	4.380	2.981	21.160	1.350	1.400	1.254
12/21/2011	4.350	4.400	3.001	21.430	1.349	1.399	1.251
12/20/2011	4.280	4.330	2.926	23.220	1.354	1.404	1.247
12/19/2011	4.160	4.210	2.786	24.920	1.374	1.424	1.243
12/16/2011	4.210	4.270	2.851	24.290	1.359	1.419	1.239
12/15/2011	4.280	4.340	2.917	25.110	1.363	1.423	1.235
12/14/2011	4.260	4.330	2.903	26.040	1.357	1.427	1.231
12/13/2011	4.350	4.420	3.011	25.410	1.339	1.409	1.227
12/12/2011	4.400	4.470	3.051	25.670	1.350	1.420	1.224
12/9/2011	4.450	4.520	3.107	26.380	1.343	1.413	1.220
12/8/2011	4.350	4.420	2.997	30.590	1.353	1.423	1.217
12/7/2011	4.370	4.460	3.062	28.670	1.308	1.398	1.213
12/6/2011	4.440	4.520	3.098	28.130	1.342	1.422	1.210
12/5/2011	4.370	4.460	3.028	27.840	1.342	1.432	1.207
12/2/2011	4.360	4.450	3.024	27.520	1.336	1.426	1.204
12/1/2011	4.460	4.570	3.091	27.410	1.369	1.479	1.200
11/30/2011	4.380	4.510	3.055	27.800	1.325	1.455	1.197
11/29/2011	4.280	4.410	2.957	30.640	1.323	1.453	1.194
11/28/2011	4.190	4.340	2.929	32.130	1.261	1.411	1.190
11/25/2011	4.190	4.330	2.919	34.470	1.271	1.411	1.188
11/23/2011	4.080	4.230	2.834	33.980	1.246	1.396	1.186
11/22/2011	4.170	4.290	2.880	31.970	1.290	1.410	1.184
11/21/2011	4.190	4.310	2.944	32.910	1.246	1.366	1.181
11/18/2011	4.230	4.350	2.994	32.000	1.236	1.356	1.179
11/17/2011	4.210	4.320	2.981	34.510	1.229	1.339	1.177
11/16/2011	4.280	4.390	3.030	33.510	1.250	1.360	1.175
11/15/2011	4.320	4.420	3.084	31.220	1.236	1.336	1.172
11/14/2011	4.300	4.380	3.106	31.130	1.194	1.274	1.171
11/10/2011	4.320	4.390	3.106	32.810	1.214	1.284	1.169
11/9/2011	4.210	4.280	3.028	36.160	1.182	1.252	1.167
11/8/2011	4.320	4.370	3.137	27.480	1.183	1.233	1.166
11/7/2011	4.240	4.280	3.100	29.850	1.140	1.180	1.164
11/4/2011	4.300	4.330	3.092	30.160	1.208	1.238	1.163
11/3/2011	4.320	4.350	3.122	30.500	1.198	1.228	1.161
11/2/2011	4.240	4.280	3.013	32.740	1.227	1.267	1.159
11/1/2011	4.220	4.250	3.000	34.770	1.220	1.250	1.157
10/31/2011	4.420	4.430	3.131	29.960	1.289	1.299	1.156
10/28/2011	4.570	4.570	3.375	24.530	1.195	1.195	1.153
10/27/2011	4.680	4.680	3.456	25.460	1.224	1.224	1.152
10/26/2011	4.560	4.550	3.221	29.860	1.340	1.330	1.150
10/25/2011	4.490	4.480	3.130	32.220	1.360	1.350	1.146

10/24/2011	4.640	4.630	3.271	29.260	1.369	1.359	1.143
10/21/2011	4.620	4.620	3.264	31.320	1.356	1.356	1.140
10/20/2011	4.570	4.580	3.216	34.780	1.354	1.364	1.136
10/19/2011	4.540	4.560	3.176	34.440	1.364	1.384	1.133
10/18/2011	4.560	4.580	3.172	31.560	1.388	1.408	1.129
10/17/2011	4.560	4.580	3.130	33.390	1.430	1.450	1.125
10/14/2011	4.640	4.670	3.232	28.240	1.409	1.439	1.121
10/13/2011	4.580	4.610	3.151	30.700	1.429	1.459	1.117
10/12/2011	4.660	4.700	3.196	31.260	1.464	1.504	1.113
10/11/2011	4.570	4.620	3.100	32.860	1.470	1.520	1.109
10/7/2011	4.480	4.530	3.017	36.200	1.463	1.513	1.104
10/6/2011	4.420	4.470	2.950	36.270	1.470	1.520	1.100
10/5/2011	4.350	4.410	2.852	37.810	1.498	1.558	1.095
10/4/2011	4.230	4.290	2.804	40.820	1.426	1.486	1.091
10/3/2011	4.220	4.280	2.725	45.450	1.495	1.555	1.087
9/30/2011	4.380	4.430	2.913	42.960	1.467	1.517	1.083
9/29/2011	4.460	4.510	3.054	38.840	1.406	1.456	1.078
9/28/2011	4.550	4.600	3.070	41.080	1.480	1.530	1.074
9/27/2011	4.580	4.620	3.069	37.710	1.511	1.551	1.070
9/26/2011	4.470	4.520	2.993	39.020	1.478	1.528	1.066
9/23/2011	4.320	4.380	2.900	41.250	1.420	1.480	1.061
9/22/2011	4.230	4.290	2.798	41.350	1.432	1.492	1.058
9/21/2011	4.330	4.390	2.994	37.320	1.336	1.396	1.054
9/20/2011	4.500	4.560	3.202	32.860	1.298	1.358	1.051
9/19/2011	4.480	4.540	3.218	32.730	1.262	1.322	1.049
9/16/2011	4.590	4.650	3.313	30.980	1.277	1.337	1.047
9/15/2011	4.610	4.670	3.357	31.970	1.254	1.314	1.044
9/14/2011	4.560	4.620	3.271	34.600	1.289	1.349	1.043
9/13/2011	4.550	4.610	3.327	36.910	1.223	1.283	1.040
9/12/2011	4.450	4.520	3.251	38.590	1.199	1.269	1.038
9/9/2011	4.460	4.520	3.246	38.520	1.214	1.274	1.037
9/8/2011	4.520	4.570	3.309	34.320	1.211	1.261	1.035
9/7/2011	4.550	4.610	3.367	33.380	1.183	1.243	1.033
9/6/2011	4.440	4.510	3.272	37.000	1.168	1.238	1.032
9/2/2011	4.470	4.540	3.297	33.920	1.173	1.243	1.031
9/1/2011	4.670	4.730	3.495	31.820	1.176	1.236	1.030
8/31/2011	4.740	4.800	3.601	31.620	1.139	1.199	1.028
8/30/2011	4.660	4.730	3.523	32.890	1.138	1.208	1.027
8/29/2011	4.760	4.830	3.592	32.280	1.168	1.238	1.026
8/26/2011	4.670	4.750	3.535	35.590	1.135	1.215	1.025
8/25/2011	4.740	4.810	3.601	39.760	1.139	1.209	1.025
8/24/2011	4.740	4.820	3.653	35.900	1.087	1.167	1.024
8/23/2011	4.570	4.660	3.493	36.270	1.077	1.167	1.024
8/22/2011	4.490	4.560	3.423	42.440	1.067	1.137	1.023
8/19/2011	4.470	4.530	3.390	43.050	1.080	1.140	1.024
8/18/2011	4.510	4.570	3.419	42.670	1.091	1.151	1.023
8/17/2011	4.800	4.670	3.563	31.580	1.037	1.107	1.023
8/16/2011	4.680	4.740	3.667	32.850	1.013	1.073	1.024
8/15/2011	4.770	4.830	3.771	31.870	0.999	1.059	1.024
8/12/2011	4.710	4.770	3.726	36.360	0.984	1.044	1.025
8/11/2011	4.800	4.870	3.769	39.000	1.031	1.101	1.025
8/10/2011	4.540	4.600	3.515	42.990	1.025	1.085	1.026
8/9/2011	4.580	4.630	3.618	35.060	0.962	1.012	1.026
8/8/2011	4.670	4.720	3.653	48.000	1.017	1.067	1.027
8/5/2011	4.770	4.800	3.846	32.000	0.924	0.954	1.028
8/4/2011	4.670	4.690	3.671	31.660	0.999	1.019	1.030
8/3/2011	4.820	4.830	3.902	23.380	0.918	0.928	1.030
8/2/2011	4.870	4.880	3.909	24.790	0.961	0.971	1.031
8/1/2011	5.020	5.020	4.080	23.660	0.940	0.940	1.032
7/29/2011	5.090	5.090	4.118	25.250	0.972	0.972	1.033
7/28/2011	5.210	5.210	4.256	23.740	0.954	0.954	1.033
7/27/2011	5.240	5.240	4.285	22.980	0.955	0.955	1.034
7/26/2011	5.240	5.240	4.282	20.230	0.958	0.958	1.035
7/25/2011	5.300	5.300	4.319	19.350	0.981	0.981	1.035
7/22/2011	5.240	5.240	4.258	17.520	0.983	0.983	1.036
7/21/2011	5.300	5.300	4.312	17.560	0.988	0.988	1.036
7/20/2011	5.260	5.260	4.252	19.090	1.008	1.008	1.037
7/19/2011	5.190	5.190	4.190	19.210	1.000	1.000	1.037
7/18/2011	5.280	5.280	4.308	20.950	0.972	0.972	1.037
7/15/2011	5.250	5.250	4.247	19.530	1.004	1.004	1.038
7/14/2011	5.250	5.240	4.254	20.800	0.996	0.986	1.038
7/13/2011	5.190	5.180	4.172	19.910	1.018	1.008	1.038
7/12/2011	5.200	5.190	4.168	19.870	1.032	1.022	1.038
7/11/2011	5.210	5.200	4.208	18.390	1.002	0.992	1.038
7/8/2011	5.280	5.270	4.282	15.950	0.998	0.988	1.038
7/7/2011	5.380	5.370	4.366	15.950	1.014	1.004	1.038
7/6/2011	5.370	5.370	4.363	16.340	1.008	1.008	1.039
7/5/2011	5.400	5.400	4.373	16.060	1.027	1.027	1.039
7/1/2011	5.420	5.420	4.391	15.870	1.029	1.029	1.039
6/30/2011	5.410	5.410	4.371	16.520	1.039	1.039	1.039
6/29/2011	5.400	5.400	4.377	17.270	1.023	1.023	1.039
6/28/2011	5.370	5.370	4.324	19.170	1.046	1.046	1.039
6/27/2011	5.310	5.310	4.295	20.560	1.015	1.015	1.039
6/24/2011	5.210	5.210	4.183	21.100	1.027	1.027	1.039

Docket No. EL18-\_\_\_\_  
Volume 4A  
Section 6

6/23/2011	5.190	5.190	4.168	19.290	1.022	1.022	1.040
6/22/2011	5.260	5.250	4.215	18.520	1.045	1.035	1.040
6/21/2011	5.250	5.250	4.219	18.860	1.032	1.032	1.040
6/20/2011	5.240	5.230	4.198	19.990	1.042	1.032	1.039
6/17/2011	5.230	5.230	4.205	21.850	1.025	1.025	1.039
6/16/2011	5.190	5.190	4.175	22.730	1.015	1.015	1.039
6/15/2011	5.230	5.220	4.200	21.320	1.030	1.020	1.039
6/14/2011	5.330	5.330	4.296	18.260	1.034	1.034	1.040
6/13/2011	5.230	5.230	4.201	19.610	1.030	1.030	1.040
6/10/2011	5.210	5.210	4.182	18.860	1.028	1.028	1.040
6/9/2011	5.250	5.250	4.215	17.770	1.035	1.035	1.040
6/8/2011	5.230	5.230	4.185	18.790	1.045	1.045	1.040
6/7/2011	5.290	5.280	4.258	18.070	1.032	1.022	1.039
6/6/2011	5.280	5.280	4.258	18.490	1.022	1.022	1.039
6/3/2011	5.250	5.250	4.222	17.950	1.028	1.028	1.040
6/2/2011	5.270	5.260	4.244	18.090	1.026	1.016	1.040
6/1/2011	5.160	5.160	4.142	18.300	1.019	1.019	1.040
5/31/2011	5.230	5.220	4.224	15.450	1.006	0.996	1.041
5/27/2011	5.250	5.240	4.242	15.980	1.008	0.998	1.042
5/26/2011	5.240	5.230	4.223	16.090	1.018	1.008	1.043
5/25/2011	5.300	5.290	4.282	17.070	1.018	1.008	1.044
5/24/2011	5.270	5.250	4.250	17.820	1.020	1.000	1.045
5/23/2011	5.290	5.270	4.266	18.270	1.024	1.004	1.046
5/20/2011	5.320	5.290	4.298	17.430	1.022	0.992	1.046
5/19/2011	5.320	5.290	4.303	15.520	1.017	0.987	1.047
5/18/2011	5.310	5.280	4.295	16.230	1.015	0.985	1.048
5/17/2011	5.250	5.220	4.227	17.550	1.023	0.993	1.049
5/16/2011	5.290	5.260	4.272	18.240	1.018	0.988	1.050
5/13/2011	5.360	5.330	4.308	17.070	1.052	1.022	1.051
5/12/2011	5.390	5.360	4.347	16.030	1.043	1.013	1.052
5/11/2011	5.340	5.310	4.303	16.950	1.037	1.007	1.053
5/10/2011	5.370	5.340	4.351	15.910	1.019	0.989	1.054
5/9/2011	5.340	5.310	4.309	17.160	1.032	1.002	1.056
5/6/2011	5.330	5.300	4.286	18.400	1.045	1.015	1.057
5/5/2011	5.320	5.290	4.256	18.200	1.064	1.034	1.058
5/4/2011	5.370	5.330	4.321	17.080	1.049	1.009	1.059
5/3/2011	5.400	5.360	4.351	16.700	1.049	1.009	1.060
5/2/2011	5.440	5.400	4.379	15.990	1.061	1.021	1.061
4/29/2011	5.460	5.420	4.397	14.750	1.063	1.023	1.063
4/28/2011	5.470	5.440	4.414	14.620	1.056	1.026	1.064
4/27/2011	5.510	5.480	4.453	15.350	1.057	1.027	1.065
4/26/2011	5.450	5.420	4.391	15.620	1.060	1.030	1.066
4/25/2011	5.510	5.480	4.455	15.770	1.055	1.025	1.067
4/21/2011	5.520	5.490	4.474	14.690	1.046	1.016	1.069
4/20/2011	5.500	5.480	4.466	15.070	1.034	1.014	1.070
4/19/2011	5.480	5.450	4.432	15.830	1.048	1.018	1.071
4/18/2011	5.510	5.480	4.456	16.960	1.054	1.024	1.073
4/15/2011	5.520	5.490	4.468	15.320	1.052	1.022	1.074
4/14/2011	5.590	5.560	4.549	16.270	1.042	1.012	1.075
4/13/2011	5.600	5.570	4.543	16.920	1.057	1.027	1.076
4/12/2011	5.630	5.590	4.575	17.090	1.055	1.015	1.078
4/11/2011	5.680	5.640	4.654	16.590	1.026	0.986	1.079
4/8/2011	5.680	5.640	4.642	17.870	1.038	0.998	1.081
4/7/2011	5.670	5.630	4.616	17.110	1.054	1.014	1.081
4/6/2011	5.640	5.600	4.595	16.900	1.045	1.005	1.082
4/5/2011	5.570	5.530	4.504	17.250	1.066	1.026	1.084
4/4/2011	5.540	5.510	4.476	17.500	1.064	1.034	1.085
4/1/2011	5.550	5.520	4.485	17.400	1.065	1.035	1.086
3/31/2011	5.570	5.540	4.508	17.740	1.062	1.032	1.087
3/30/2011	5.590	5.560	4.502	17.710	1.088	1.058	1.089
3/29/2011	5.610	5.570	4.544	18.160	1.066	1.026	1.089
3/28/2011	5.560	5.520	4.495	19.440	1.065	1.025	1.091
3/25/2011	5.570	5.530	4.500	17.910	1.070	1.030	1.092
3/24/2011	5.530	5.490	4.483	18.000	1.047	1.007	1.094
3/23/2011	5.510	5.470	4.448	19.170	1.062	1.022	1.096
3/22/2011	5.510	5.470	4.437	20.210	1.073	1.033	1.097
3/21/2011	5.520	5.480	4.451	20.610	1.069	1.029	1.099
3/18/2011	5.500	5.450	4.417	24.440	1.083	1.033	1.100
3/17/2011	5.490	5.450	4.436	26.370	1.054	1.014	1.101
3/16/2011	5.460	5.410	4.355	29.400	1.105	1.055	1.103
3/15/2011	5.540	5.490	4.454	24.320	1.086	1.036	1.104
3/14/2011	5.550	5.510	4.535	21.130	1.015	0.975	1.106
3/11/2011	5.570	5.530	4.548	20.080	1.022	0.982	1.108
3/10/2011	5.560	5.520	4.499	21.880	1.061	1.021	1.109
3/9/2011	5.630	5.580	4.607	20.220	1.023	0.973	1.111
3/8/2011	5.680	5.640	4.663	19.820	1.017	0.977	1.113
3/7/2011	5.630	5.590	4.622	20.660	1.008	0.968	1.116
3/4/2011	5.630	5.580	4.596	19.060	1.034	0.984	1.118
3/3/2011	5.660	5.620	4.619	18.600	1.041	1.001	1.120
3/2/2011	5.580	5.550	4.566	20.700	1.014	0.984	1.122
3/1/2011	5.520	5.480	4.479	21.010	1.041	1.001	1.124
2/28/2011	5.510	5.480	4.501	18.350	1.009	0.979	1.126
2/25/2011	5.550	5.520	4.496	19.220	1.054	1.024	1.129
2/24/2011	5.570	5.540	4.542	21.320	1.028	0.998	1.131

2/23/2011	5.620	5.590	4.582	22.130	1.038	1.008	1.133
2/22/2011	5.620	5.590	4.603	20.800	1.017	0.987	1.135
2/18/2011	5.710	5.670	4.684	16.430	1.026	0.986	1.137
2/17/2011	5.670	5.640	4.668	16.590	1.002	0.972	1.139
2/16/2011	5.690	5.650	4.680	16.720	1.010	0.970	1.141
2/15/2011	5.680	5.640	4.662	16.370	1.019	0.978	1.143
2/14/2011	5.690	5.650	4.671	15.950	1.019	0.979	1.145
2/11/2011	5.750	5.700	4.688	15.690	1.062	1.012	1.148
2/10/2011	5.800	5.750	4.764	16.090	1.036	0.986	1.149
2/9/2011	5.720	5.670	4.711	15.870	1.009	0.959	1.151
2/8/2011	5.790	5.740	4.765	15.810	1.025	0.975	1.153
2/7/2011	5.740	5.690	4.697	16.280	1.044	0.993	1.156
2/4/2011	5.770	5.720	4.728	15.930	1.043	0.993	1.157
2/3/2011	5.700	5.660	4.665	16.690	1.036	0.996	1.159
2/2/2011	5.670	5.630	4.620	17.300	1.050	1.010	1.161
2/1/2011	5.650	5.610	4.617	17.630	1.034	0.994	1.163
1/31/2011	5.610	5.570	4.571	19.530	1.039	0.999	1.165
1/28/2011	5.560	5.520	4.528	20.040	1.032	0.992	1.167
1/27/2011	5.590	5.540	4.569	16.150	1.021	0.971	1.169
1/26/2011	5.630	5.580	4.586	16.640	1.044	0.994	1.171
1/25/2011	5.500	5.460	4.490	17.590	1.010	0.970	1.174
1/24/2011	5.590	5.540	4.557	17.650	1.033	0.983	1.176
1/21/2011	5.600	5.550	4.565	18.470	1.035	0.985	1.179
1/20/2011	5.650	5.610	4.609	17.990	1.041	1.001	1.181
1/19/2011	5.560	5.520	4.527	17.310	1.033	0.993	1.183
1/18/2011	5.590	5.550	4.563	15.870	1.027	0.987	1.185
1/14/2011	5.560	5.520	4.530	15.460	1.030	0.990	1.187
1/13/2011	5.530	5.490	4.498	16.390	1.032	0.992	1.189
1/12/2011	5.550	5.510	4.531	16.240	1.019	0.979	1.190
1/11/2011	5.530	5.490	4.488	16.890	1.042	1.002	1.192
1/10/2011	5.540	5.500	4.461	17.540	1.079	1.039	1.194
1/7/2011	5.550	5.500	4.485	17.140	1.065	1.015	1.195
1/6/2011	5.590	5.540	4.511	17.400	1.079	1.029	1.196
1/5/2011	5.630	5.580	4.544	17.020	1.086	1.036	1.197
1/4/2011	5.530	5.480	4.411	17.380	1.119	1.069	1.198
1/3/2011	5.500	5.450	4.397	17.610	1.103	1.053	1.199
12/31/2010	5.450	5.400	4.334	17.750	1.116	1.066	1.200
12/30/2010	5.540	5.490	4.423	17.520	1.117	1.067	1.201
12/29/2010	5.520	5.470	4.431	17.280	1.089	1.039	1.201
12/28/2010	5.650	5.610	4.532	17.520	1.118	1.078	1.202
12/27/2010	5.530	5.490	4.402	17.670	1.128	1.088	1.203
12/23/2010	5.580	5.540	4.470	16.470	1.110	1.070	1.203
12/22/2010	5.560	5.520	4.446	15.450	1.114	1.074	1.204
12/21/2010	5.550	5.510	4.418	16.490	1.132	1.092	1.205
12/20/2010	5.580	5.540	4.442	16.410	1.139	1.099	1.206
12/17/2010	5.540	5.490	4.437	16.110	1.103	1.053	1.207
12/16/2010	5.710	5.660	4.534	17.390	1.176	1.126	1.208
12/15/2010	5.740	5.690	4.595	17.940	1.145	1.095	1.208
12/14/2010	5.700	5.650	4.529	17.610	1.171	1.121	1.210
12/13/2010	5.560	5.510	4.408	17.550	1.152	1.102	1.211
12/10/2010	5.580	5.530	4.429	17.610	1.151	1.101	1.212
12/9/2010	5.560	5.510	4.398	17.250	1.162	1.112	1.213
12/8/2010	5.610	5.560	4.456	17.740	1.154	1.104	1.214
12/7/2010	5.590	5.550	4.367	17.990	1.223	1.183	1.215
12/6/2010	5.420	5.380	4.240	18.020	1.180	1.140	1.215
12/3/2010	5.480	5.450	4.314	18.010	1.166	1.136	1.216
12/2/2010	5.440	5.400	4.255	19.390	1.186	1.146	1.218
12/1/2010	5.410	5.380	4.240	21.360	1.170	1.140	1.219
11/30/2010	5.280	5.250	4.110	23.540	1.170	1.140	1.220
11/29/2010	5.330	5.290	4.140	21.530	1.190	1.150	1.221
11/26/2010	5.380	5.330	4.209	22.220	1.171	1.121	1.222
11/24/2010	5.470	5.430	4.280	19.560	1.190	1.150	1.223
11/23/2010	5.350	5.300	4.190	20.630	1.160	1.110	1.224
11/22/2010	5.380	5.340	4.205	18.370	1.175	1.135	1.226
11/19/2010	5.430	5.390	4.244	18.040	1.186	1.146	1.227
11/18/2010	5.470	5.430	4.281	18.750	1.189	1.149	1.228
11/17/2010	5.460	5.420	4.285	21.760	1.175	1.135	1.230
11/16/2010	5.440	5.400	4.265	22.580	1.175	1.135	1.231
11/15/2010	5.550	5.520	4.415	20.200	1.135	1.105	1.232
11/12/2010	5.440	5.400	4.284	20.610	1.156	1.116	1.234
11/11/2010	5.420	5.380	4.243	18.640	1.177	1.137	1.236
11/10/2010	5.410	5.370	4.231	18.470	1.179	1.139	1.237
11/9/2010	5.420	5.380	4.247	19.080	1.173	1.133	1.239
11/8/2010	5.320	5.280	4.120	18.290	1.200	1.160	1.240
11/5/2010	5.310	5.280	4.119	18.260	1.191	1.161	1.242
11/4/2010	5.230	5.200	4.071	18.520	1.159	1.129	1.243
11/3/2010	5.260	5.240	4.040	19.560	1.220	1.200	1.245
11/2/2010	5.140	5.120	3.927	21.570	1.213	1.193	1.246
11/1/2010	5.220	5.210	4.003	21.830	1.217	1.207	1.248
10/29/2010	5.210	5.190	3.983	21.200	1.227	1.207	1.249
10/28/2010	5.270	5.250	4.049	20.880	1.221	1.201	1.251
10/27/2010	5.260	5.240	4.056	20.710	1.204	1.184	1.252
10/26/2010	5.220	5.190	3.995	20.220	1.225	1.195	1.254
10/25/2010	5.130	5.110	3.910	19.850	1.221	1.201	1.256

10/22/2010	5.170	5.150	3.929	18.780	1.241	1.221	1.257
10/21/2010	5.170	5.150	3.961	19.270	1.209	1.189	1.258
10/20/2010	5.110	5.100	3.890	19.790	1.220	1.210	1.260
10/19/2010	5.130	5.110	3.913	20.630	1.217	1.197	1.261
10/18/2010	5.150	5.140	3.954	19.090	1.196	1.186	1.262
10/15/2010	5.230	5.210	3.979	19.030	1.251	1.231	1.264
10/14/2010	5.140	5.120	3.915	19.880	1.225	1.205	1.264
10/13/2010	5.070	5.050	3.817	19.070	1.253	1.233	1.264
10/12/2010	5.040	5.030	3.819	18.930	1.221	1.211	1.264
10/8/2010	4.990	4.980	3.749	20.710	1.241	1.231	1.264
10/7/2010	4.960	4.950	3.712	21.560	1.248	1.238	1.264
10/6/2010	4.910	4.900	3.675	21.490	1.235	1.225	1.263
10/5/2010	4.980	4.970	3.747	21.760	1.233	1.223	1.262
10/4/2010	4.960	4.960	3.706	23.530	1.254	1.254	1.262
10/1/2010	4.960	4.960	3.715	22.500	1.245	1.245	1.261
9/30/2010	4.930	4.930	3.685	23.700	1.245	1.245	1.261
9/29/2010	4.930	4.930	3.684	23.250	1.246	1.246	1.260
9/28/2010	4.880	4.880	3.658	22.600	1.222	1.222	1.260
9/27/2010	4.940	4.930	3.718	22.540	1.222	1.212	1.259
9/24/2010	5.030	5.020	3.794	21.710	1.236	1.226	1.258
9/23/2010	4.970	4.960	3.730	23.870	1.240	1.230	1.257
9/22/2010	4.970	4.970	3.750	22.510	1.220	1.220	1.255
9/21/2010	5.020	5.010	3.785	22.350	1.236	1.226	1.254
9/20/2010	5.090	5.090	3.876	21.500	1.214	1.214	1.252
9/17/2010	5.140	5.130	3.903	22.010	1.237	1.227	1.251
9/16/2010	5.160	5.150	3.925	21.720	1.235	1.225	1.249
9/15/2010	5.110	5.100	3.871	22.100	1.239	1.229	1.248
9/14/2010	5.020	5.010	3.799	21.560	1.221	1.211	1.246
9/13/2010	5.070	5.070	3.848	21.210	1.222	1.222	1.245
9/10/2010	5.100	5.090	3.869	21.990	1.231	1.221	1.244
9/9/2010	5.070	5.070	3.839	22.810	1.231	1.231	1.242
9/8/2010	4.960	4.960	3.729	23.250	1.231	1.231	1.241
9/7/2010	4.910	4.910	3.662	23.800	1.248	1.248	1.240
9/3/2010	5.020	5.020	3.781	21.310	1.239	1.239	1.239
9/2/2010	4.970	4.970	3.714	23.190	1.256	1.256	1.238
9/1/2010	4.910	4.910	3.646	23.890	1.264	1.264	1.236
8/31/2010	4.780	4.780	3.516	26.050	1.265	1.265	1.235
8/30/2010	4.860	4.850	3.581	27.210	1.279	1.269	1.234
8/27/2010	4.940	4.930	3.690	24.450	1.250	1.240	1.233
8/26/2010	4.780	4.770	3.512	27.370	1.269	1.259	1.232
8/25/2010	4.810	4.800	3.570	26.700	1.241	1.231	1.231
8/24/2010	4.800	4.790	3.561	27.460	1.240	1.230	1.231
8/23/2010	4.860	4.860	3.662	25.660	1.198	1.198	1.230
8/20/2010	4.850	4.850	3.660	25.490	1.190	1.190	1.230
8/19/2010	4.850	4.840	3.654	26.440	1.196	1.186	1.230
8/18/2010	4.920	4.910	3.733	24.590	1.187	1.177	1.230
8/17/2010	4.950	4.950	3.763	24.330	1.187	1.187	1.229
8/16/2010	4.910	4.900	3.711	26.100	1.199	1.189	1.229
8/13/2010	5.060	5.050	3.854	26.240	1.206	1.196	1.229
8/12/2010	5.120	5.110	3.948	25.730	1.172	1.162	1.229
8/11/2010	5.110	5.100	3.919	25.390	1.191	1.181	1.229
8/10/2010	5.210	5.190	4.004	22.370	1.206	1.186	1.229
8/9/2010	5.190	5.170	4.017	22.140	1.174	1.154	1.229
8/6/2010	5.180	5.160	3.994	21.740	1.186	1.166	1.229
8/5/2010	5.250	5.230	4.051	22.100	1.200	1.180	1.229
8/4/2010	5.250	5.240	4.080	22.210	1.171	1.161	1.229
8/3/2010	5.230	5.220	4.049	22.630	1.181	1.171	1.230
8/2/2010	5.260	5.250	4.062	22.010	1.198	1.188	1.230
7/30/2010	5.170	5.160	3.988	23.500	1.182	1.172	1.230
7/29/2010	5.280	5.260	4.078	24.130	1.202	1.182	1.230
7/28/2010	5.290	5.270	4.064	24.250	1.226	1.206	1.230
7/27/2010	5.310	5.290	4.079	23.190	1.231	1.211	1.230
7/26/2010	5.260	5.250	4.019	22.730	1.242	1.232	1.230
7/23/2010	5.280	5.260	4.014	23.470	1.266	1.246	1.229
7/22/2010	5.210	5.200	3.950	24.630	1.260	1.250	1.229
7/21/2010	5.160	5.150	3.889	25.640	1.271	1.261	1.229
7/20/2010	5.230	5.220	3.979	23.930	1.251	1.241	1.228
7/19/2010	5.250	5.240	3.977	25.970	1.273	1.263	1.228
7/16/2010	5.220	5.210	3.938	26.250	1.282	1.272	1.228
7/15/2010	5.240	5.230	3.986	25.140	1.254	1.244	1.227
7/14/2010	5.310	5.300	4.028	24.890	1.282	1.272	1.227
7/13/2010	5.400	5.380	4.106	24.560	1.294	1.274	1.227
7/12/2010	5.340	5.320	4.056	24.430	1.284	1.264	1.226
7/9/2010	5.330	5.320	4.036	24.980	1.294	1.284	1.226
7/8/2010	5.290	5.280	4.012	25.710	1.278	1.268	1.226
7/7/2010	5.250	5.250	3.957	26.840	1.293	1.293	1.226
7/6/2010	5.190	5.180	3.890	29.650	1.300	1.290	1.226
7/2/2010	5.240	5.230	3.943	30.120	1.298	1.288	1.226
7/1/2010	5.170	5.160	3.894	32.860	1.276	1.266	1.226
6/30/2010	5.210	5.190	3.889	34.540	1.322	1.302	1.226
6/29/2010	5.250	5.230	3.932	34.130	1.318	1.298	1.225
6/28/2010	5.310	5.300	4.001	29.000	1.309	1.299	1.224
6/25/2010	5.380	5.360	4.063	28.530	1.318	1.298	1.224
6/24/2010	5.400	5.380	4.104	29.740	1.296	1.276	1.223

6/23/2010	5.380	5.360	4.060	26.910	1.320	1.300	1.222
6/22/2010	5.420	5.400	4.100	27.050	1.320	1.300	1.221
6/21/2010	5.490	5.470	4.163	24.880	1.327	1.307	1.220
6/18/2010	5.470	5.460	4.144	23.950	1.326	1.316	1.219
6/17/2010	5.440	5.430	4.122	25.050	1.318	1.308	1.218
6/16/2010	5.520	5.510	4.182	25.920	1.338	1.328	1.217
6/15/2010	5.560	5.550	4.220	25.870	1.341	1.331	1.216
6/14/2010	5.540	5.520	4.179	28.580	1.361	1.341	1.214
6/11/2010	5.480	5.460	4.149	28.790	1.331	1.311	1.212
6/10/2010	5.600	5.580	4.233	30.570	1.367	1.347	1.210
6/9/2010	5.490	5.460	4.110	33.730	1.380	1.350	1.208
6/8/2010	5.460	5.430	4.110	33.700	1.350	1.320	1.205
6/7/2010	5.490	5.460	4.081	36.570	1.409	1.379	1.203
6/4/2010	5.480	5.450	4.130	35.480	1.350	1.320	1.200
6/3/2010	5.660	5.630	4.270	29.460	1.390	1.360	1.198
6/2/2010	5.600	5.580	4.239	30.170	1.361	1.341	1.196
6/1/2010	5.550	5.530	4.179	35.540	1.371	1.351	1.193
5/28/2010	5.570	5.540	4.209	32.070	1.361	1.331	1.191
5/27/2010	5.590	5.570	4.255	29.680	1.335	1.315	1.189
5/26/2010	5.460	5.450	4.092	35.020	1.368	1.358	1.188
5/25/2010	5.360	5.360	4.057	34.610	1.303	1.303	1.186
5/24/2010	5.380	5.380	4.084	38.320	1.296	1.296	1.185
5/21/2010	5.320	5.330	4.099	40.100	1.221	1.231	1.184
5/20/2010	5.380	5.380	4.088	45.790	1.292	1.292	1.185
5/19/2010	5.430	5.430	4.244	35.320	1.187	1.187	1.184
5/18/2010	5.430	5.420	4.229	33.550	1.201	1.191	1.185
5/17/2010	5.530	5.510	4.359	30.840	1.171	1.151	1.186
5/14/2010	5.500	5.490	4.336	31.240	1.164	1.154	1.186
5/13/2010	5.650	5.620	4.427	26.680	1.223	1.193	1.188
5/12/2010	5.670	5.640	4.480	25.520	1.190	1.160	1.188
5/11/2010	5.620	5.600	4.420	28.320	1.200	1.180	1.189
5/10/2010	5.610	5.590	4.410	28.840	1.200	1.180	1.190
5/7/2010	5.490	5.480	4.275	40.950	1.215	1.205	1.192
5/6/2010	5.320	5.310	4.200	32.800	1.120	1.110	1.192
5/5/2010	5.490	5.480	4.385	24.910	1.105	1.095	1.194
5/4/2010	5.520	5.510	4.412	23.840	1.108	1.098	1.196
5/3/2010	5.620	5.610	4.527	20.190	1.093	1.083	1.198
4/30/2010	5.600	5.580	4.517	22.050	1.083	1.063	1.200
4/29/2010	5.670	5.650	4.589	18.440	1.081	1.061	1.203
4/28/2010	5.720	5.700	4.627	21.080	1.094	1.074	1.206
4/27/2010	5.640	5.620	4.576	22.810	1.064	1.044	1.208
4/26/2010	5.760	5.730	4.665	17.470	1.095	1.065	1.211
4/23/2010	5.750	5.720	4.660	16.620	1.090	1.060	1.214
4/22/2010	5.720	5.700	4.636	16.470	1.084	1.064	1.216
4/21/2010	5.700	5.670	4.616	16.320	1.084	1.054	1.219
4/20/2010	5.770	5.740	4.673	15.730	1.097	1.067	1.222
4/19/2010	5.800	5.780	4.694	17.340	1.106	1.086	1.224
4/16/2010	5.780	5.750	4.671	18.360	1.110	1.080	1.226
4/15/2010	5.840	5.810	4.715	15.890	1.125	1.095	1.229
4/14/2010	5.860	5.820	4.730	15.590	1.130	1.090	1.231
4/13/2010	5.810	5.770	4.681	16.200	1.129	1.089	1.233
4/12/2010	5.840	5.800	4.696	15.580	1.144	1.104	1.234
4/9/2010	5.900	5.860	4.740	16.140	1.160	1.120	1.235
4/8/2010	5.910	5.870	4.753	16.480	1.157	1.117	1.237
4/7/2010	5.910	5.870	4.738	16.620	1.172	1.132	1.238
4/6/2010	6.010	5.970	4.832	16.230	1.178	1.138	1.239
4/5/2010	6.020	5.970	4.840	17.020	1.181	1.131	1.241
4/2/2010	5.980	5.930	4.806	#N/A	1.174	1.124	1.242
4/1/2010	5.910	5.860	4.728	17.470	1.182	1.132	1.243
3/31/2010	5.890	5.850	4.713	17.590	1.177	1.137	1.245
3/30/2010	5.940	5.890	4.746	17.130	1.194	1.144	1.247
3/29/2010	5.940	5.890	4.768	17.590	1.172	1.122	1.248
3/26/2010	5.930	5.880	4.746	17.770	1.184	1.134	1.250
3/25/2010	5.960	5.910	4.758	18.400	1.202	1.152	1.251
3/24/2010	5.900	5.860	4.732	17.550	1.168	1.128	1.252
3/23/2010	5.780	5.740	4.605	16.350	1.175	1.135	1.254
3/22/2010	5.760	5.710	4.568	16.870	1.192	1.142	1.256
3/19/2010	5.770	5.720	4.579	16.970	1.191	1.141	1.257
3/18/2010	5.780	5.740	4.591	16.620	1.189	1.149	1.259
3/17/2010	5.760	5.720	4.566	16.910	1.194	1.154	1.261
3/16/2010	5.790	5.750	4.587	17.690	1.203	1.163	1.262
3/15/2010	5.840	5.800	4.627	18.000	1.213	1.173	1.264
3/12/2010	5.830	5.790	4.625	17.580	1.205	1.165	1.265
3/11/2010	5.860	5.820	4.667	18.060	1.193	1.153	1.267
3/10/2010	5.890	5.850	4.691	18.570	1.199	1.159	1.269
3/9/2010	5.880	5.840	4.676	17.920	1.205	1.165	1.270
3/8/2010	5.880	5.840	4.686	17.790	1.194	1.154	1.272
3/5/2010	5.860	5.820	4.642	17.420	1.218	1.178	1.274
3/4/2010	5.780	5.740	4.556	18.720	1.224	1.184	1.275
3/3/2010	5.810	5.770	4.585	18.830	1.225	1.185	1.277
3/2/2010	5.790	5.760	4.567	19.060	1.223	1.193	1.278
3/1/2010	5.790	5.750	4.558	19.260	1.232	1.192	1.280
2/26/2010	5.770	5.730	4.557	19.500	1.213	1.173	1.281
2/25/2010	5.820	5.780	4.575	20.100	1.245	1.205	1.283



2/24/2010	5.880	5.840	4.636	20.270	1.244	1.204	1.284
2/23/2010	5.870	5.830	4.630	21.370	1.240	1.200	1.285
2/22/2010	5.980	5.940	4.727	19.940	1.253	1.213	1.286
2/19/2010	5.950	5.910	4.703	20.020	1.247	1.207	1.287
2/18/2010	6.010	5.970	4.731	20.630	1.279	1.239	1.288
2/17/2010	5.990	5.950	4.697	21.720	1.293	1.253	1.288
2/16/2010	5.910	5.880	4.632	22.250	1.278	1.248	1.289
2/12/2010	5.930	5.900	4.646	22.730	1.284	1.254	1.290
2/11/2010	5.950	5.920	4.665	23.960	1.285	1.255	1.291
2/10/2010	5.910	5.880	4.636	25.400	1.274	1.244	1.291
2/9/2010	5.840	5.820	4.584	26.000	1.257	1.237	1.292
2/8/2010	5.790	5.760	4.497	26.510	1.293	1.263	1.293
2/5/2010	5.740	5.720	4.519	26.110	1.221	1.201	1.293
2/4/2010	5.780	5.760	4.550	26.080	1.230	1.210	1.294
2/3/2010	5.860	5.840	4.638	21.600	1.222	1.202	1.295
2/2/2010	5.770	5.750	4.559	21.480	1.211	1.191	1.297
2/1/2010	5.790	5.770	4.562	22.590	1.228	1.208	1.298
1/29/2010	5.730	5.710	4.488	24.620	1.242	1.222	1.299
1/28/2010	5.790	5.770	4.549	23.730	1.241	1.221	1.300
1/27/2010	5.770	5.750	4.563	23.140	1.207	1.187	1.301
1/26/2010	5.770	5.750	4.553	24.550	1.217	1.197	1.303
1/25/2010	5.750	5.730	4.547	25.410	1.203	1.183	1.304
1/22/2010	5.680	5.660	4.531	27.310	1.149	1.129	1.306
1/21/2010	5.660	5.650	4.493	22.270	1.167	1.157	1.307
1/20/2010	5.690	5.680	4.534	18.680	1.156	1.146	1.309
1/19/2010	5.740	5.720	4.587	17.580	1.153	1.133	1.312
1/15/2010	5.710	5.700	4.581	17.910	1.129	1.119	1.314
1/14/2010	5.770	5.750	4.627	17.630	1.143	1.123	1.316
1/13/2010	5.840	5.820	4.712	17.850	1.128	1.108	1.318
1/12/2010	5.750	5.740	4.617	18.250	1.133	1.123	1.320
1/11/2010	5.860	5.840	4.731	17.550	1.129	1.109	1.323
1/8/2010	5.830	5.820	4.715	18.130	1.115	1.105	1.324
1/7/2010	5.830	5.820	4.686	19.060	1.145	1.135	1.326
1/6/2010	5.860	5.840	4.688	19.160	1.173	1.153	1.328
1/5/2010	5.790	5.770	4.609	19.350	1.181	1.161	1.329
1/4/2010	5.860	5.840	4.643	20.040	1.217	1.197	1.330
12/31/2009	5.860	5.840	4.641	21.680	1.219	1.199	1.331
12/30/2009	5.820	5.810	4.609	19.960	1.211	1.201	1.332
12/29/2009	5.890	5.860	4.637	20.010	1.253	1.223	1.333
12/28/2009	5.950	5.920	4.689	19.930	1.261	1.231	1.334
12/24/2009	5.940	5.910	4.683	19.470	1.257	1.227	1.335
12/23/2009	5.860	5.830	4.607	19.710	1.253	1.223	1.337
12/22/2009	5.870	5.840	4.610	19.540	1.260	1.230	1.338
12/21/2009	5.840	5.810	4.559	20.490	1.281	1.251	1.340
12/18/2009	5.740	5.710	4.458	21.680	1.283	1.253	1.342
12/17/2009	5.710	5.680	4.416	22.510	1.294	1.264	1.343
12/16/2009	5.830	5.810	4.524	20.540	1.306	1.286	1.345
12/15/2009	5.840	5.820	4.521	21.490	1.319	1.299	1.348
12/14/2009	5.770	5.750	4.482	21.150	1.288	1.268	1.350
12/11/2009	5.790	5.780	4.501	21.590	1.289	1.279	1.352
12/10/2009	5.800	5.780	4.506	22.320	1.294	1.274	1.354
12/9/2009	5.720	5.700	4.418	22.660	1.302	1.282	1.356
12/8/2009	5.710	5.680	4.374	23.690	1.336	1.306	1.360
12/7/2009	5.740	5.720	4.384	22.100	1.356	1.336	1.362
12/4/2009	5.760	5.740	4.395	21.250	1.365	1.345	1.365
12/3/2009	5.670	5.650	4.332	22.460	1.338	1.318	1.368
12/2/2009	5.610	5.610	4.252	21.120	1.359	1.359	1.371
12/1/2009	5.620	5.610	4.274	21.920	1.347	1.337	1.374
11/30/2009	5.540	5.530	4.192	24.510	1.348	1.338	1.377
11/27/2009	5.550	5.530	4.200	24.740	1.350	1.330	1.380
11/25/2009	5.580	5.560	4.233	20.480	1.347	1.327	1.383
11/24/2009	5.600	5.580	4.246	20.470	1.354	1.334	1.386
11/23/2009	5.620	5.610	4.276	21.160	1.344	1.334	1.389
11/20/2009	5.630	5.620	4.295	22.190	1.335	1.325	1.392
11/19/2009	5.610	5.600	4.277	22.630	1.333	1.323	1.396
11/18/2009	5.600	5.600	4.298	21.630	1.302	1.302	1.398
11/17/2009	5.540	5.550	4.257	22.410	1.283	1.293	1.402
11/16/2009	5.550	5.560	4.274	22.890	1.276	1.286	1.405
11/13/2009	5.640	5.660	4.352	23.360	1.288	1.308	1.408
11/12/2009	5.680	5.700	4.391	24.240	1.289	1.309	1.411
11/10/2009	5.720	5.730	4.412	22.840	1.308	1.318	1.414
11/9/2009	5.710	5.720	4.399	23.150	1.311	1.321	1.418
11/6/2009	5.700	5.710	4.397	24.190	1.303	1.313	1.420
11/5/2009	5.730	5.740	4.398	25.430	1.332	1.342	1.423
11/4/2009	5.760	5.780	4.399	27.720	1.361	1.381	1.426
11/3/2009	5.660	5.680	4.329	28.810	1.331	1.351	1.429
11/2/2009	5.590	5.610	4.260	29.780	1.330	1.350	1.433
10/30/2009	5.550	5.570	4.225	30.690	1.325	1.345	1.436
10/29/2009	5.660	5.690	4.335	24.760	1.325	1.355	1.440
10/28/2009	5.570	5.580	4.259	27.910	1.311	1.321	1.445
10/27/2009	5.620	5.640	4.276	24.830	1.344	1.364	1.449
10/26/2009	5.700	5.720	4.365	24.310	1.335	1.355	1.454
10/23/2009	5.630	5.640	4.292	22.270	1.338	1.348	1.458
10/22/2009	5.600	5.610	4.236	20.690	1.364	1.374	1.463

10/21/2009	5.580	5.600	4.208	22.220	1.373	1.393	1.470
10/20/2009	5.510	5.530	4.166	20.900	1.344	1.364	1.476
10/19/2009	5.580	5.600	4.200	21.490	1.381	1.401	1.483
10/16/2009	5.610	5.630	4.244	21.430	1.366	1.386	1.490
10/15/2009	5.680	5.700	4.302	21.720	1.378	1.398	1.498
10/14/2009	5.640	5.670	4.263	22.860	1.377	1.407	1.506
10/13/2009	5.530	5.560	4.200	22.990	1.330	1.360	1.514
10/9/2009	5.600	5.630	4.223	23.120	1.377	1.407	1.523
10/8/2009	5.470	5.490	4.088	24.180	1.382	1.402	1.531
10/7/2009	5.360	5.390	4.002	24.680	1.358	1.388	1.540
10/6/2009	5.440	5.470	4.066	25.700	1.374	1.404	1.549
10/5/2009	5.400	5.440	4.016	26.840	1.384	1.424	1.558
10/2/2009	5.390	5.430	3.996	28.680	1.394	1.434	1.566
10/1/2009	5.330	5.370	3.956	28.270	1.374	1.414	1.575
9/30/2009	5.410	5.440	4.050	25.610	1.360	1.390	1.585
9/29/2009	5.370	5.410	4.018	25.190	1.352	1.392	1.595
9/28/2009	5.390	5.410	4.032	24.880	1.358	1.378	1.604
9/25/2009	5.430	5.450	4.090	25.610	1.340	1.360	1.614
9/24/2009	5.510	5.520	4.172	24.950	1.338	1.348	1.626
9/23/2009	5.530	5.540	4.197	23.490	1.333	1.343	1.637
9/22/2009	5.540	5.560	4.196	23.080	1.344	1.364	1.649
9/21/2009	5.580	5.600	4.235	24.060	1.345	1.365	1.661
9/18/2009	5.580	5.600	4.217	23.920	1.363	1.383	1.672
9/17/2009	5.520	5.540	4.166	23.650	1.355	1.375	1.685
9/16/2009	5.610	5.620	4.257	23.690	1.353	1.363	1.697
9/15/2009	5.610	5.640	4.266	23.420	1.344	1.374	1.710
9/14/2009	5.570	5.600	4.229	23.860	1.341	1.371	1.724
9/11/2009	5.520	5.550	4.180	24.150	1.340	1.370	1.738
9/10/2009	5.520	5.560	4.198	23.550	1.322	1.362	1.751
9/9/2009	5.680	5.710	4.329	24.320	1.352	1.382	1.765
9/8/2009	5.660	5.700	4.318	25.620	1.342	1.382	1.779
9/4/2009	5.620	5.660	4.267	25.260	1.353	1.393	1.794
9/3/2009	5.500	5.540	4.160	27.100	1.340	1.380	1.808
9/2/2009	5.440	5.490	4.120	28.900	1.320	1.370	1.822
9/1/2009	5.550	5.600	4.192	29.150	1.358	1.408	1.836
8/31/2009	5.540	5.580	4.178	26.010	1.362	1.402	1.851
8/28/2009	5.560	5.610	4.200	24.760	1.360	1.410	1.865
8/27/2009	5.570	5.630	4.224	24.680	1.346	1.406	1.879
8/26/2009	5.530	5.590	4.195	24.950	1.335	1.395	1.894
8/25/2009	5.570	5.640	4.223	24.920	1.347	1.417	1.909
8/24/2009	5.650	5.710	4.266	25.140	1.384	1.444	1.924
8/21/2009	5.730	5.800	4.375	25.010	1.355	1.425	1.938
8/20/2009	5.610	5.680	4.243	25.090	1.367	1.437	1.953
8/19/2009	5.660	5.730	4.291	26.260	1.369	1.439	1.968
8/18/2009	5.710	5.780	4.353	26.180	1.357	1.427	1.983
8/17/2009	5.680	5.760	4.324	27.890	1.356	1.436	1.998
8/14/2009	5.720	5.790	4.421	24.270	1.299	1.369	2.013
8/13/2009	5.740	5.810	4.427	24.710	1.313	1.383	2.028
8/12/2009	5.840	5.910	4.537	25.450	1.303	1.373	2.043
8/11/2009	5.750	5.830	4.436	25.990	1.314	1.394	2.058
8/10/2009	5.810	5.880	4.531	24.990	1.279	1.349	2.073
8/7/2009	5.890	5.970	4.605	24.760	1.286	1.366	2.088
8/6/2009	5.840	5.900	4.533	25.670	1.307	1.367	2.102
8/5/2009	5.900	5.960	4.549	24.900	1.351	1.411	2.117
8/4/2009	5.810	5.880	4.463	24.890	1.347	1.417	2.131
8/3/2009	5.770	5.850	4.404	25.560	1.366	1.446	2.145
7/31/2009	5.680	5.770	4.298	25.920	1.382	1.472	2.159
7/30/2009	5.830	5.940	4.411	25.400	1.419	1.529	2.173
7/29/2009	5.930	6.040	4.507	25.610	1.423	1.533	2.186
7/28/2009	6.010	6.130	4.549	25.010	1.461	1.581	2.199
7/27/2009	6.090	6.210	4.626	24.280	1.464	1.584	2.211
7/24/2009	6.020	6.150	4.539	23.090	1.481	1.611	2.225
7/23/2009	6.090	6.210	4.550	23.430	1.540	1.660	2.238
7/22/2009	5.970	6.090	4.447	23.470	1.524	1.644	2.250
7/21/2009	5.900	6.010	4.391	23.870	1.510	1.620	2.261
7/20/2009	6.000	6.130	4.514	24.400	1.486	1.616	2.273
7/17/2009	6.080	6.210	4.535	24.340	1.545	1.675	2.285
7/16/2009	6.070	6.170	4.448	25.420	1.623	1.723	2.297
7/15/2009	6.110	6.220	4.489	25.890	1.621	1.731	2.308
7/14/2009	5.980	6.100	4.374	25.020	1.606	1.726	2.318
7/13/2009	5.870	6.000	4.232	26.310	1.638	1.768	2.329
7/10/2009	5.880	6.000	4.199	29.020	1.681	1.801	2.339
7/9/2009	5.980	6.100	4.300	29.780	1.680	1.800	2.348
7/8/2009	5.820	5.950	4.194	31.300	1.627	1.757	2.358
7/7/2009	5.960	6.090	4.309	30.850	1.651	1.781	2.368
7/6/2009	6.000	6.140	4.358	29.000	1.642	1.782	2.378
7/2/2009	5.970	6.120	4.318	27.950	1.652	1.802	2.389
7/1/2009	6.010	6.150	4.329	26.220	1.682	1.822	2.399
6/30/2009	5.960	6.110	4.329	26.350	1.631	1.781	2.410
6/29/2009	5.950	6.100	4.287	25.350	1.663	1.813	2.422
6/26/2009	5.940	6.100	4.336	25.930	1.604	1.764	2.434
6/25/2009	5.960	6.120	4.334	26.360	1.626	1.786	2.446
6/24/2009	6.050	6.220	4.427	29.050	1.623	1.793	2.459
6/23/2009	5.930	6.130	4.357	30.580	1.573	1.773	2.472

6/22/2009	6.020	6.200	4.438	31.170	1.582	1.762	2.486
6/19/2009	6.140	6.340	4.504	27.990	1.636	1.836	2.500
6/18/2009	6.230	6.440	4.604	30.030	1.626	1.836	2.515
6/17/2009	6.070	6.300	4.510	31.540	1.560	1.790	2.530
6/16/2009	6.100	6.330	4.473	32.680	1.627	1.857	2.547
6/15/2009	6.200	6.400	4.561	30.810	1.639	1.839	2.563
6/12/2009	6.300	6.500	4.644	28.150	1.656	1.856	2.578
6/11/2009	6.360	6.570	4.697	28.110	1.664	1.874	2.594
6/10/2009	6.440	6.640	4.762	28.460	1.678	1.878	2.610
6/9/2009	6.380	6.580	4.652	28.270	1.728	1.928	2.626
6/8/2009	6.390	6.580	4.614	29.770	1.776	1.966	2.642
6/5/2009	6.410	6.620	4.633	29.620	1.777	1.987	2.658
6/4/2009	6.370	6.580	4.579	30.180	1.792	2.002	2.673
6/3/2009	6.230	6.440	4.445	31.020	1.785	1.995	2.689
6/2/2009	6.330	6.540	4.482	29.630	1.848	2.058	2.704
6/1/2009	6.530	6.720	4.534	30.040	1.996	2.186	2.720
5/29/2009	6.320	6.520	4.336	28.920	1.984	2.184	2.735
5/28/2009	6.600	6.770	4.487	31.670	2.113	2.283	2.750
5/27/2009	6.710	6.890	4.632	32.360	2.078	2.258	2.764
5/26/2009	6.590	6.780	4.491	30.620	2.099	2.289	2.778
5/22/2009	6.580	6.780	4.384	32.630	2.196	2.396	2.793
5/21/2009	6.500	6.700	4.313	31.350	2.188	2.388	2.807
5/20/2009	6.360	6.550	4.144	29.030	2.216	2.406	2.821
5/19/2009	6.430	6.620	4.209	28.800	2.222	2.412	2.834
5/18/2009	6.410	6.610	4.198	30.240	2.212	2.412	2.848
5/15/2009	6.340	6.540	4.084	33.120	2.256	2.456	2.862
5/14/2009	6.320	6.520	4.048	31.370	2.272	2.472	2.875
5/13/2009	6.350	6.540	4.099	33.650	2.251	2.441	2.889
5/12/2009	6.450	6.610	4.159	31.800	2.291	2.451	2.903
5/11/2009	6.510	6.650	4.185	32.870	2.325	2.465	2.919
5/8/2009	6.600	6.740	4.268	32.050	2.332	2.472	2.933
5/7/2009	6.620	6.780	4.306	33.440	2.314	2.474	2.947
5/6/2009	6.480	6.660	4.095	32.450	2.385	2.565	2.961
5/5/2009	6.520	6.670	4.066	33.360	2.455	2.605	2.974
5/4/2009	6.530	6.700	4.048	34.530	2.482	2.652	2.987
5/1/2009	6.590	6.750	4.070	35.300	2.520	2.680	2.999
4/30/2009	6.550	6.760	4.032	36.500	2.518	2.728	3.011
4/29/2009	6.560	6.780	4.028	36.080	2.533	2.753	3.023
4/28/2009	6.530	6.760	3.954	37.950	2.576	2.806	3.035
4/27/2009	6.460	6.680	3.829	38.320	2.631	2.851	3.046
4/24/2009	6.500	6.720	3.881	36.820	2.619	2.839	3.057
4/23/2009	6.490	6.680	3.792	37.150	2.698	2.888	3.068
4/22/2009	6.540	6.730	3.804	38.100	2.736	2.926	3.079
4/21/2009	6.460	6.650	3.739	37.140	2.721	2.911	3.088
4/20/2009	6.410	6.600	3.689	39.180	2.721	2.911	3.098
4/17/2009	6.560	6.720	3.798	33.940	2.762	2.922	3.108
4/16/2009	6.490	6.670	3.714	35.790	2.776	2.956	3.119
4/15/2009	6.420	6.620	3.663	36.170	2.758	2.958	3.126
4/14/2009	6.420	6.640	3.655	37.670	2.766	2.986	3.134
4/13/2009	6.460	6.690	3.710	37.810	2.750	2.980	3.142
4/9/2009	6.530	6.770	3.752	36.530	2.778	3.018	3.149
4/8/2009	6.430	6.670	3.669	38.850	2.761	3.001	3.156
4/7/2009	6.510	6.750	3.714	40.390	2.796	3.036	3.164
4/6/2009	6.570	6.800	3.725	40.930	2.845	3.075	3.171
4/3/2009	6.540	6.780	3.690	39.700	2.850	3.090	3.178
4/2/2009	6.410	6.630	3.597	42.040	2.813	3.033	3.185
4/1/2009	6.340	6.570	3.502	42.280	2.839	3.069	3.193
3/31/2009	6.410	6.640	3.534	44.140	2.876	3.106	3.201
3/30/2009	6.450	6.690	3.599	45.540	2.852	3.092	3.208
3/27/2009	6.470	6.710	3.612	41.040	2.858	3.098	3.216
3/26/2009	6.500	6.740	3.652	40.360	2.848	3.088	3.224
3/25/2009	6.560	6.810	3.741	42.250	2.819	3.069	3.233
3/24/2009	6.440	6.690	3.639	42.930	2.801	3.051	3.243
3/23/2009	6.530	6.770	3.692	43.230	2.839	3.079	3.253
3/20/2009	6.460	6.720	3.661	45.890	2.799	3.059	3.262
3/19/2009	6.410	6.670	3.629	43.680	2.781	3.041	3.270
3/18/2009	6.340	6.610	3.532	40.060	2.808	3.078	3.280
3/17/2009	6.560	6.840	3.825	40.800	2.735	3.015	3.289
3/16/2009	6.520	6.790	3.758	43.740	2.762	3.032	3.299
3/13/2009	6.430	6.680	3.673	42.360	2.757	3.007	3.309
3/12/2009	6.390	6.640	3.611	41.180	2.779	3.029	3.316
3/11/2009	6.400	6.650	3.661	43.610	2.739	2.989	3.322
3/10/2009	6.460	6.700	3.725	44.370	2.735	2.975	3.328
3/9/2009	6.320	6.570	3.567	49.680	2.754	3.004	3.334
3/6/2009	6.230	6.470	3.554	49.330	2.676	2.916	3.337
3/5/2009	6.230	6.440	3.488	50.170	2.742	2.952	3.341
3/4/2009	6.450	6.640	3.667	47.560	2.783	2.973	3.343
3/3/2009	6.420	6.610	3.601	50.930	2.819	3.009	3.344
3/2/2009	6.330	6.540	3.611	52.650	2.719	2.929	3.344
2/27/2009	6.380	6.590	3.708	46.350	2.672	2.882	3.345
2/26/2009	6.330	6.520	3.675	44.660	2.655	2.845	3.345
2/25/2009	6.330	6.500	3.587	44.670	2.743	2.913	3.346
2/24/2009	6.220	6.390	3.492	45.490	2.728	2.898	3.345
2/23/2009	6.210	6.390	3.507	52.620	2.703	2.883	3.343

2/20/2009	6.220	6.410	3.567	49.300	2.653	2.843	3.342
2/19/2009	6.340	6.520	3.670	47.080	2.670	2.850	3.338
2/18/2009	6.170	6.360	3.547	48.460	2.623	2.813	3.336
2/17/2009	6.140	6.320	3.480	48.660	2.660	2.840	3.334
2/13/2009	6.330	6.520	3.673	42.930	2.657	2.847	3.331
2/12/2009	6.110	6.300	3.520	41.250	2.590	2.780	3.327
2/11/2009	6.100	6.270	3.444	44.530	2.656	2.826	3.325
2/10/2009	6.190	6.360	3.488	46.670	2.703	2.873	3.321
2/9/2009	6.380	6.540	3.645	43.640	2.735	2.895	3.317
2/6/2009	6.480	6.580	3.696	43.370	2.784	2.884	3.310
2/5/2009	6.460	6.560	3.648	43.730	2.812	2.912	3.302
2/4/2009	6.520	6.640	3.681	43.850	2.839	2.959	3.293
2/3/2009	6.500	6.610	3.677	43.060	2.823	2.933	3.285
2/2/2009	6.370	6.480	3.474	45.520	2.896	3.006	3.276
1/30/2009	6.520	6.610	3.603	44.840	2.917	3.007	3.266
1/29/2009	6.560	6.620	3.606	42.630	2.954	3.014	3.256
1/28/2009	6.460	6.520	3.423	39.660	3.037	3.097	3.246
1/27/2009	6.350	6.390	3.244	42.250	3.107	3.147	3.235
1/26/2009	6.570	6.600	3.377	45.690	3.193	3.223	3.222
1/23/2009	6.520	6.560	3.321	47.270	3.199	3.239	3.210
1/22/2009	6.460	6.510	3.258	47.290	3.203	3.253	3.197
1/21/2009	6.360	6.440	3.158	46.420	3.202	3.282	3.184
1/20/2009	6.200	6.270	2.980	56.650	3.220	3.290	3.171
1/16/2009	6.150	6.230	2.875	46.110	3.275	3.355	3.158
1/15/2009	6.180	6.240	2.867	51.000	3.313	3.373	3.144
1/14/2009	6.210	6.270	2.886	49.140	3.324	3.384	3.129
1/13/2009	6.330	6.380	3.003	43.270	3.327	3.377	3.115
1/12/2009	6.310	6.370	2.990	45.840	3.320	3.380	3.100
1/9/2009	6.380	6.440	3.060	42.820	3.320	3.380	3.085
1/8/2009	6.410	6.510	3.046	42.560	3.364	3.464	3.071
1/7/2009	6.480	6.570	3.036	43.390	3.444	3.534	3.056
1/6/2009	6.490	6.580	2.995	38.560	3.495	3.585	3.040
1/5/2009	6.490	6.590	3.028	39.080	3.462	3.562	3.024
1/2/2009	6.300	6.400	2.795	39.190	3.505	3.605	3.008
12/31/2008	6.200	6.300	2.676	40.000	3.524	3.624	2.991
12/30/2008	6.130	6.230	2.555	41.630	3.575	3.675	2.974
12/29/2008	6.190	6.320	2.632	43.900	3.558	3.688	2.957
12/26/2008	6.170	6.300	2.606	43.380	3.564	3.694	2.940
12/24/2008	6.220	6.350	2.632	44.210	3.588	3.718	2.923
12/23/2008	6.230	6.380	2.638	45.020	3.593	3.743	2.905
12/22/2008	6.200	6.350	2.617	44.560	3.583	3.733	2.888
12/19/2008	6.160	6.320	2.550	44.930	3.610	3.770	2.870
12/18/2008	6.190	6.350	2.521	47.340	3.669	3.829	2.853
12/17/2008	6.320	6.480	2.651	49.840	3.670	3.830	2.835
12/16/2008	6.540	6.700	2.735	52.370	3.805	3.965	2.817
12/15/2008	6.690	6.860	2.955	56.760	3.735	3.905	2.797
12/12/2008	6.760	6.940	3.044	54.280	3.716	3.896	2.778
12/11/2008	6.790	6.970	3.061	55.780	3.729	3.909	2.760
12/10/2008	6.810	7.000	3.086	55.730	3.724	3.914	2.741
12/9/2008	6.780	6.970	3.041	58.910	3.739	3.929	2.723
12/8/2008	6.840	7.030	3.150	58.490	3.690	3.880	2.704
12/5/2008	6.810	7.000	3.125	59.930	3.685	3.875	2.686
12/4/2008	6.780	6.970	3.041	63.640	3.739	3.929	2.667
12/3/2008	6.880	7.040	3.162	60.720	3.718	3.878	2.648
12/2/2008	6.910	7.040	3.174	62.980	3.736	3.866	2.629
12/1/2008	6.930	7.060	3.214	68.510	3.716	3.846	2.609
11/28/2008	7.180	7.310	3.437	55.280	3.743	3.873	2.590
11/26/2008	7.250	7.360	3.523	54.920	3.727	3.837	2.571
11/25/2008	7.330	7.440	3.619	60.900	3.711	3.821	2.552
11/24/2008	7.470	7.580	3.781	64.700	3.690	3.800	2.533
11/21/2008	7.360	7.470	3.694	72.670	3.666	3.776	2.514
11/20/2008	7.340	7.430	3.486	80.860	3.854	3.944	2.495
11/19/2008	7.480	7.590	3.905	74.260	3.575	3.685	2.474
11/18/2008	7.650	7.740	4.114	67.640	3.536	3.626	2.456
11/17/2008	7.700	7.770	4.192	69.150	3.508	3.578	2.438
11/14/2008	7.710	7.780	4.228	66.310	3.482	3.552	2.421
11/13/2008	7.840	7.910	4.356	59.830	3.484	3.554	2.403
11/12/2008	7.680	7.740	4.169	66.460	3.511	3.571	2.385
11/10/2008	7.730	7.800	4.192	59.980	3.538	3.608	2.367
11/7/2008	7.780	7.850	4.273	56.100	3.507	3.577	2.348
11/6/2008	7.750	7.810	4.198	63.680	3.552	3.612	2.330
11/5/2008	7.780	7.810	4.175	54.560	3.605	3.635	2.312
11/4/2008	7.850	7.890	4.192	47.730	3.658	3.698	2.293
11/3/2008	7.940	7.970	4.322	53.680	3.618	3.648	2.273
10/31/2008	8.010	8.070	4.366	59.890	3.644	3.704	2.253
10/30/2008	8.000	8.050	4.330	62.900	3.670	3.720	2.233
10/29/2008	8.000	8.040	4.237	69.960	3.763	3.803	2.213
10/28/2008	7.940	8.000	4.191	66.960	3.749	3.809	2.192
10/27/2008	7.870	7.860	4.045	80.060	3.825	3.815	2.171
10/24/2008	7.820	7.810	4.069	79.130	3.751	3.741	2.149
10/23/2008	7.690	7.680	4.050	67.800	3.640	3.630	2.128
10/22/2008	7.800	7.800	4.055	69.650	3.745	3.745	2.109
10/21/2008	7.930	7.950	4.216	53.110	3.714	3.734	2.088
10/20/2008	8.000	7.990	4.255	52.970	3.745	3.735	2.067

10/17/2008	8.020	8.020	4.323	70.330	3.697	3.697	2.046
10/16/2008	7.740	7.760	4.256	67.610	3.484	3.504	2.026
10/15/2008	7.630	7.630	4.191	69.250	3.439	3.439	2.008
10/14/2008	7.560	7.580	4.276	55.130	3.284	3.304	1.990
10/10/2008	7.440	7.480	4.136	69.950	3.304	3.344	1.974
10/9/2008	7.200	7.220	4.102	63.920	3.098	3.118	1.958
10/8/2008	7.100	7.110	4.048	57.530	3.052	3.062	1.944
10/7/2008	6.950	6.970	4.030	53.680	2.920	2.940	1.931
10/6/2008	6.860	6.880	3.972	52.050	2.888	2.908	1.918
10/3/2008	6.940	6.980	4.087	45.140	2.853	2.893	1.907
10/2/2008	6.970	6.970	4.151	45.260	2.819	2.819	1.895
10/1/2008	6.930	6.950	4.215	39.810	2.715	2.735	1.883
9/30/2008	6.980	7.000	4.311	39.390	2.669	2.689	1.873
9/29/2008	6.820	6.820	4.113	46.720	2.707	2.707	1.863
9/26/2008	6.920	6.930	4.370	34.740	2.550	2.560	1.853
9/25/2008	6.930	6.930	4.410	32.820	2.521	2.521	1.844
9/24/2008	6.760	6.770	4.412	35.190	2.348	2.358	1.835
9/23/2008	6.810	6.820	4.381	35.720	2.430	2.440	1.829
9/22/2008	6.790	6.790	4.421	33.850	2.369	2.369	1.821
9/19/2008	6.780	6.780	4.382	32.070	2.398	2.398	1.815
9/18/2008	6.490	6.530	4.189	33.100	2.301	2.341	1.808
9/17/2008	6.430	6.470	4.074	36.220	2.356	2.396	1.803
9/16/2008	6.340	6.400	4.091	30.300	2.249	2.309	1.797
9/15/2008	6.310	6.390	4.023	31.700	2.287	2.367	1.793
9/12/2008	6.340	6.440	4.315	25.660	2.025	2.125	1.788
9/11/2008	6.220	6.310	4.221	24.390	1.999	2.089	1.786
9/10/2008	6.190	6.290	4.226	24.520	1.964	2.064	1.783
9/9/2008	6.140	6.230	4.170	25.470	1.970	2.060	1.782
9/8/2008	6.200	6.300	4.266	22.640	1.934	2.034	1.781
9/5/2008	6.210	6.300	4.302	23.060	1.908	1.998	1.781
9/4/2008	6.210	6.300	4.259	24.030	1.951	2.041	1.780
9/3/2008	6.230	6.330	4.319	21.430	1.912	2.012	1.780
9/2/2008	6.260	6.360	4.355	21.990	1.905	2.005	1.780
8/29/2008	6.320	6.420	4.423	20.650	1.897	1.997	1.780
8/28/2008	6.290	6.380	4.376	19.430	1.914	2.004	1.780
8/27/2008	6.280	6.370	4.382	19.760	1.899	1.989	1.780
8/26/2008	6.300	6.390	4.387	20.490	1.913	2.003	1.780
8/25/2008	6.300	6.390	4.394	20.970	1.906	1.996	1.780
8/22/2008	6.360	6.450	4.466	18.810	1.894	1.984	1.780
8/21/2008	6.350	6.440	4.462	19.820	1.888	1.978	1.780
8/20/2008	6.310	6.410	4.445	20.420	1.865	1.965	1.780
8/19/2008	6.330	6.430	4.462	21.280	1.869	1.969	1.781
8/18/2008	6.300	6.400	4.434	20.980	1.866	1.966	1.782
8/15/2008	6.330	6.430	4.463	19.580	1.867	1.967	1.782
8/14/2008	6.370	6.470	4.517	20.340	1.853	1.953	1.783
8/13/2008	6.410	6.510	4.559	21.550	1.851	1.951	1.783
8/12/2008	6.400	6.500	4.533	21.170	1.867	1.967	1.783
8/11/2008	6.460	6.550	4.602	20.120	1.858	1.948	1.784
8/8/2008	6.410	6.500	4.533	20.660	1.877	1.967	1.784
8/7/2008	6.420	6.510	4.555	21.150	1.865	1.955	1.783
8/6/2008	6.530	6.620	4.693	20.230	1.838	1.928	1.783
8/5/2008	6.470	6.560	4.641	21.140	1.829	1.919	1.783
8/4/2008	6.430	6.520	4.590	23.490	1.840	1.930	1.783
8/1/2008	6.420	6.500	4.561	22.570	1.859	1.939	1.782
7/31/2008	6.440	6.530	4.573	22.940	1.867	1.957	1.782
7/30/2008	6.480	6.570	4.645	21.210	1.835	1.925	1.781
7/29/2008	6.460	6.550	4.624	22.030	1.837	1.927	1.780
7/28/2008	6.460	6.540	4.602	24.230	1.859	1.939	1.779
7/25/2008	6.540	6.620	4.685	22.910	1.855	1.935	1.777
7/24/2008	6.450	6.530	4.601	23.440	1.849	1.929	1.775
7/23/2008	6.540	6.620	4.674	21.310	1.866	1.946	1.773
7/22/2008	6.510	6.590	4.659	21.180	1.851	1.931	1.771
7/21/2008	6.490	6.560	4.621	23.050	1.869	1.939	1.770
7/18/2008	6.510	6.580	4.648	24.050	1.863	1.933	1.768
7/17/2008	6.490	6.560	4.607	25.010	1.883	1.953	1.766
7/16/2008	6.440	6.510	4.585	25.100	1.855	1.925	1.764
7/15/2008	6.320	6.390	4.458	28.540	1.862	1.932	1.763
7/14/2008	6.290	6.360	4.446	28.480	1.844	1.914	1.761
7/11/2008	6.330	6.400	4.540	27.490	1.790	1.860	1.760
7/10/2008	6.220	6.300	4.414	25.590	1.806	1.886	1.759
7/9/2008	6.230	6.300	4.418	25.230	1.812	1.882	1.758
7/8/2008	6.260	6.330	4.450	23.150	1.810	1.880	1.757
7/7/2008	6.300	6.360	4.484	25.780	1.816	1.876	1.756
7/3/2008	6.330	6.390	4.535	24.780	1.795	1.855	1.755
7/2/2008	6.300	6.350	4.503	25.920	1.798	1.848	1.754
7/1/2008	6.340	6.390	4.549	23.650	1.792	1.842	1.753
6/30/2008	6.320	6.370	4.524	23.950	1.796	1.846	1.752
6/27/2008	6.310	6.360	4.521	23.440	1.789	1.839	1.751
6/26/2008	6.380	6.440	4.601	23.930	1.779	1.839	1.751
6/25/2008	6.390	6.440	4.643	21.140	1.747	1.797	1.750
6/24/2008	6.380	6.440	4.636	22.420	1.744	1.804	1.750
6/23/2008	6.410	6.470	4.701	22.640	1.709	1.769	1.750
6/20/2008	6.400	6.460	4.724	22.870	1.676	1.736	1.751
6/19/2008	6.440	6.500	4.758	21.580	1.682	1.742	1.751

6/18/2008	6.420	6.480	4.713	22.240	1.707	1.767	1.752
6/17/2008	6.480	6.540	4.768	21.130	1.713	1.773	1.752
6/16/2008	6.470	6.530	4.791	20.950	1.679	1.739	1.752
6/13/2008	6.480	6.540	4.789	21.220	1.691	1.751	1.751
6/12/2008	6.440	6.500	4.757	23.330	1.683	1.743	1.752
6/11/2008	6.370	6.430	4.695	24.120	1.676	1.736	1.752
6/10/2008	6.350	6.410	4.699	23.180	1.652	1.712	1.752
6/9/2008	6.260	6.320	4.630	23.120	1.630	1.690	1.752
6/6/2008	6.290	6.350	4.624	23.560	1.666	1.726	1.753
6/5/2008	6.380	6.440	4.736	18.630	1.644	1.704	1.753
6/4/2008	6.340	6.390	4.698	20.800	1.642	1.692	1.754
6/3/2008	6.270	6.320	4.621	20.240	1.649	1.699	1.754
6/2/2008	6.340	6.390	4.670	19.830	1.670	1.720	1.754
5/30/2008	6.360	6.410	4.715	17.830	1.645	1.695	1.754
5/29/2008	6.420	6.470	4.748	18.140	1.673	1.723	1.754
5/28/2008	6.370	6.410	4.688	19.070	1.682	1.722	1.753
5/27/2008	6.320	6.360	4.641	19.640	1.679	1.719	1.753
5/23/2008	6.220	6.260	4.568	19.550	1.652	1.692	1.752
5/22/2008	6.290	6.330	4.621	18.050	1.670	1.710	1.752
5/21/2008	6.240	6.270	4.539	18.590	1.701	1.731	1.751
5/20/2008	6.220	6.250	4.529	17.580	1.691	1.721	1.751
5/19/2008	6.250	6.280	4.572	17.010	1.678	1.708	1.750
5/16/2008	6.270	6.290	4.574	16.470	1.696	1.716	1.749
5/15/2008	6.260	6.290	4.551	16.300	1.709	1.739	1.749
5/14/2008	6.320	6.350	4.613	17.660	1.707	1.737	1.747
5/13/2008	6.300	6.330	4.638	17.980	1.662	1.692	1.747
5/12/2008	6.200	6.230	4.534	17.790	1.666	1.696	1.747
5/9/2008	6.200	6.230	4.522	19.410	1.678	1.708	1.747
5/8/2008	6.240	6.270	4.542	19.400	1.698	1.728	1.747
5/7/2008	6.300	6.320	4.605	19.730	1.695	1.715	1.746
5/6/2008	6.320	6.340	4.663	18.210	1.658	1.678	1.746
5/5/2008	6.260	6.280	4.601	18.900	1.659	1.679	1.746
5/2/2008	6.240	6.270	4.578	18.180	1.663	1.693	1.745
5/1/2008	6.190	6.220	4.499	18.880	1.691	1.721	1.745
4/30/2008	6.220	6.250	4.467	20.790	1.753	1.783	1.745
4/29/2008	6.290	6.320	4.551	20.240	1.739	1.769	1.743
4/28/2008	6.300	6.340	4.560	19.640	1.740	1.780	1.741
4/25/2008	6.380	6.390	4.591	19.590	1.789	1.799	1.740
4/24/2008	6.340	6.350	4.546	20.060	1.794	1.804	1.739
4/23/2008	6.280	6.290	4.491	20.260	1.789	1.799	1.736
4/22/2008	6.270	6.290	4.444	20.870	1.826	1.846	1.734
4/21/2008	6.270	6.300	4.488	20.500	1.782	1.812	1.732
4/18/2008	6.320	6.350	4.496	20.130	1.824	1.854	1.729
4/17/2008	6.400	6.410	4.526	20.370	1.874	1.884	1.726
4/16/2008	6.410	6.420	4.493	20.530	1.917	1.927	1.722
4/15/2008	6.300	6.300	4.441	22.780	1.859	1.859	1.717
4/14/2008	6.240	6.240	4.349	23.820	1.891	1.891	1.714
4/11/2008	6.200	6.200	4.299	23.460	1.901	1.901	1.709
4/10/2008	6.240	6.240	4.348	21.980	1.892	1.892	1.705
4/9/2008	6.220	6.220	4.320	22.810	1.900	1.900	1.700
4/8/2008	6.290	6.290	4.379	22.360	1.911	1.911	1.695
4/7/2008	6.280	6.270	4.345	22.420	1.935	1.925	1.690
4/4/2008	6.230	6.230	4.306	22.450	1.925	1.925	1.684
4/3/2008	6.310	6.310	4.379	23.210	1.932	1.932	1.678
4/2/2008	6.310	6.320	4.405	23.430	1.905	1.915	1.672
4/1/2008	6.290	6.310	4.399	22.680	1.891	1.911	1.667
3/31/2008	6.200	6.220	4.292	25.610	1.908	1.928	1.661
3/28/2008	6.250	6.260	4.318	25.710	1.932	1.942	1.655
3/27/2008	6.290	6.300	4.390	25.880	1.900	1.910	1.649
3/26/2008	6.250	6.260	4.307	26.080	1.944	1.954	1.643
3/25/2008	6.210	6.220	4.303	25.720	1.907	1.917	1.637
3/24/2008	6.200	6.220	4.364	25.730	1.836	1.856	1.631
3/20/2008	6.070	6.080	4.160	26.620	1.910	1.920	1.626
3/19/2008	6.110	6.130	4.210	29.840	1.900	1.920	1.620
3/18/2008	6.180	6.210	4.349	25.790	1.832	1.862	1.614
3/17/2008	6.150	6.180	4.285	32.240	1.865	1.895	1.609
3/14/2008	6.170	6.200	4.364	31.160	1.807	1.837	1.603
3/13/2008	6.240	6.280	4.447	27.290	1.793	1.833	1.599
3/12/2008	6.190	6.220	4.410	27.220	1.780	1.810	1.594
3/11/2008	6.320	6.350	4.508	26.360	1.812	1.842	1.589
3/10/2008	6.220	6.260	4.463	29.380	1.757	1.797	1.584
3/7/2008	6.280	6.330	4.540	27.490	1.740	1.790	1.580
3/6/2008	6.300	6.360	4.561	27.550	1.740	1.800	1.576
3/5/2008	6.290	6.350	4.598	24.600	1.692	1.752	1.572
3/4/2008	6.160	6.220	4.507	25.520	1.653	1.713	1.569
3/3/2008	6.100	6.160	4.433	26.280	1.667	1.727	1.566
2/29/2008	6.090	6.150	4.402	26.540	1.688	1.748	1.563
2/28/2008	6.220	6.280	4.521	23.530	1.699	1.759	1.560
2/27/2008	6.320	6.370	4.650	22.690	1.670	1.720	1.557
2/26/2008	6.340	6.400	4.656	21.900	1.684	1.744	1.554
2/25/2008	6.350	6.400	4.655	23.030	1.695	1.745	1.551
2/22/2008	6.270	6.320	4.573	24.060	1.697	1.747	1.548
2/21/2008	6.240	6.280	4.544	25.120	1.696	1.736	1.545
2/20/2008	6.340	6.380	4.608	24.400	1.732	1.772	1.541



2/19/2008	6.350	6.400	4.665	25.590	1.685	1.735	1.538
2/15/2008	6.290	6.340	4.576	25.020	1.714	1.764	1.535
2/14/2008	6.350	6.400	4.637	25.540	1.713	1.763	1.531
2/13/2008	6.210	6.250	4.537	24.880	1.673	1.713	1.528
2/12/2008	6.170	6.210	4.458	26.330	1.712	1.752	1.526
2/11/2008	6.110	6.150	4.399	27.600	1.711	1.751	1.523
2/8/2008	6.150	6.190	4.417	28.010	1.733	1.773	1.521
2/7/2008	6.210	6.250	4.518	27.660	1.692	1.732	1.518
2/6/2008	6.080	6.120	4.355	28.970	1.725	1.765	1.515
2/5/2008	6.050	6.090	4.326	28.240	1.724	1.764	1.512
2/4/2008	6.100	6.130	4.378	25.990	1.722	1.752	1.509
2/1/2008	6.040	6.080	4.308	24.020	1.732	1.772	1.505
1/31/2008	6.070	6.120	4.323	26.200	1.748	1.798	1.501
1/30/2008	6.160	6.210	4.384	27.620	1.776	1.826	1.497
1/29/2008	6.070	6.120	4.355	27.320	1.715	1.765	1.493
1/28/2008	6.010	6.060	4.278	27.780	1.732	1.782	1.489
1/25/2008	6.010	6.060	4.263	29.080	1.747	1.797	1.485
1/24/2008	6.090	6.140	4.393	27.780	1.698	1.748	1.481
1/23/2008	5.920	5.970	4.314	29.020	1.606	1.656	1.477
1/22/2008	5.960	6.010	4.194	31.010	1.766	1.816	1.475
1/18/2008	5.990	6.040	4.281	27.180	1.709	1.759	1.471
1/17/2008	5.940	5.990	4.255	28.460	1.685	1.735	1.467
1/16/2008	5.990	6.030	4.342	24.380	1.648	1.688	1.463
1/15/2008	5.980	6.020	4.273	23.340	1.708	1.748	1.460
1/14/2008	6.060	6.100	4.358	22.900	1.702	1.742	1.457
1/11/2008	6.070	6.110	4.375	23.680	1.695	1.735	1.454
1/10/2008	6.120	6.160	4.450	23.450	1.670	1.710	1.450
1/9/2008	5.970	6.020	4.341	24.120	1.629	1.679	1.446
1/8/2008	6.000	6.040	4.310	25.430	1.690	1.730	1.443
1/7/2008	5.960	6.010	4.338	23.790	1.622	1.672	1.439
1/4/2008	5.990	6.040	4.376	23.940	1.614	1.664	1.435
1/3/2008	5.990	6.030	4.364	22.490	1.626	1.666	1.432
1/2/2008	5.970	6.000	4.352	23.170	1.618	1.648	1.428
12/31/2007	6.070	6.110	4.452	22.500	1.618	1.658	1.424
12/28/2007	6.130	6.180	4.495	20.740	1.635	1.685	1.420
12/27/2007	6.230	6.270	4.611	20.260	1.619	1.659	1.416
12/26/2007	6.300	6.340	4.670	18.660	1.630	1.670	1.412
12/24/2007	6.240	6.280	4.615	18.600	1.625	1.665	1.408
12/21/2007	6.200	6.240	4.582	18.470	1.618	1.658	1.405
12/20/2007	6.060	6.100	4.479	20.580	1.581	1.621	1.401
12/19/2007	6.120	6.150	4.447	21.680	1.673	1.703	1.398
12/18/2007	6.180	6.210	4.535	22.640	1.645	1.675	1.393
12/17/2007	6.260	6.290	4.579	24.520	1.681	1.711	1.388
12/14/2007	6.290	6.330	4.658	23.270	1.632	1.672	1.383
12/13/2007	6.260	6.300	4.611	22.560	1.650	1.690	1.378
12/12/2007	6.180	6.220	4.541	22.470	1.639	1.679	1.373
12/11/2007	6.130	6.170	4.466	23.590	1.664	1.704	1.368
12/10/2007	6.260	6.300	4.619	20.740	1.641	1.681	1.362
12/7/2007	6.230	6.270	4.570	20.850	1.660	1.700	1.357
12/6/2007	6.120	6.160	4.476	20.960	1.644	1.684	1.352
12/5/2007	5.990	6.020	4.441	22.530	1.549	1.579	1.347
12/4/2007	5.950	5.960	4.356	23.790	1.594	1.604	1.342
12/3/2007	5.950	5.960	4.325	23.610	1.625	1.635	1.337
11/30/2007	6.000	5.990	4.379	22.870	1.621	1.611	1.332
11/29/2007	5.930	5.920	4.346	23.970	1.584	1.574	1.327
11/28/2007	5.990	5.970	4.418	24.110	1.572	1.552	1.322
11/27/2007	5.910	5.890	4.363	26.280	1.547	1.527	1.318
11/26/2007	5.780	5.780	4.290	28.910	1.490	1.490	1.314
11/23/2007	5.940	5.940	4.425	25.610	1.515	1.515	1.310
11/21/2007	5.970	5.970	4.459	26.840	1.511	1.511	1.306
11/20/2007	5.970	5.980	4.498	24.880	1.472	1.482	1.302
11/19/2007	5.950	5.950	4.476	26.010	1.474	1.474	1.298
11/16/2007	5.980	5.990	4.534	25.490	1.446	1.456	1.295
11/15/2007	5.970	5.980	4.519	28.060	1.451	1.461	1.291
11/14/2007	6.020	6.030	4.597	25.940	1.423	1.433	1.288
11/13/2007	6.010	6.030	4.615	24.100	1.395	1.415	1.285
11/9/2007	5.990	6.010	4.603	28.500	1.387	1.407	1.282
11/8/2007	6.020	6.040	4.668	26.160	1.352	1.372	1.279
11/7/2007	6.030	6.050	4.653	26.490	1.377	1.397	1.276
11/6/2007	6.000	6.020	4.667	21.390	1.333	1.353	1.274
11/5/2007	5.960	5.980	4.627	24.310	1.333	1.353	1.271
11/2/2007	5.930	5.940	4.616	23.010	1.314	1.324	1.269
11/1/2007	5.970	5.980	4.637	23.210	1.334	1.344	1.266
10/31/2007	6.070	6.070	4.746	18.530	1.324	1.324	1.264
10/30/2007	5.990	6.000	4.674	21.070	1.316	1.326	1.262
10/29/2007	5.980	5.990	4.664	19.870	1.316	1.326	1.259
10/26/2007	6.010	6.010	4.698	19.560	1.312	1.312	1.257
10/25/2007	5.980	5.990	4.683	21.170	1.297	1.307	1.254
10/24/2007	5.970	5.980	4.642	20.800	1.328	1.338	1.252
10/23/2007	6.020	6.040	4.694	20.410	1.326	1.346	1.250
10/22/2007	6.000	6.020	4.689	21.640	1.312	1.332	1.248
10/19/2007	6.010	6.030	4.686	22.960	1.324	1.344	1.245
10/18/2007	6.100	6.110	4.770	18.500	1.330	1.340	1.243
10/17/2007	6.130	6.140	4.825	18.540	1.305	1.315	1.240

10/16/2007	6.230	6.240	4.903	20.020	1.327	1.337	1.238
10/15/2007	6.230	6.240	4.912	19.250	1.318	1.328	1.236
10/12/2007	6.230	6.240	4.901	17.730	1.329	1.339	1.234
10/11/2007	6.210	6.220	4.864	18.880	1.347	1.357	1.231
10/10/2007	6.220	6.230	4.867	16.670	1.353	1.363	1.229
10/9/2007	6.220	6.240	4.862	16.120	1.359	1.379	1.226
10/5/2007	6.220	6.240	4.866	16.910	1.355	1.375	1.223
10/4/2007	6.130	6.150	4.756	18.440	1.374	1.394	1.221
10/3/2007	6.170	6.190	4.796	18.800	1.374	1.394	1.218
10/2/2007	6.170	6.190	4.767	18.490	1.403	1.423	1.215
10/1/2007	6.180	6.200	4.786	17.840	1.394	1.414	1.212
9/28/2007	6.220	6.240	4.836	18.000	1.384	1.404	1.209
9/27/2007	6.210	6.240	4.834	17.000	1.376	1.406	1.206
9/26/2007	6.270	6.300	4.892	17.630	1.378	1.408	1.203
9/25/2007	6.260	6.290	4.902	18.600	1.358	1.388	1.200
9/24/2007	6.240	6.280	4.882	19.370	1.358	1.398	1.197
9/21/2007	6.280	6.310	4.885	19.000	1.395	1.425	1.194
9/20/2007	6.340	6.380	4.964	20.450	1.376	1.416	1.191
9/19/2007	6.240	6.290	4.835	20.030	1.405	1.455	1.188
9/18/2007	6.200	6.250	4.755	20.350	1.446	1.496	1.185
9/17/2007	6.150	6.200	4.698	26.480	1.452	1.502	1.181
9/14/2007	6.160	6.220	4.719	24.920	1.441	1.501	1.178
9/13/2007	6.180	6.240	4.733	24.760	1.448	1.508	1.174
9/12/2007	6.100	6.170	4.686	24.960	1.414	1.484	1.171
9/11/2007	6.060	6.120	4.653	25.270	1.407	1.467	1.168
9/10/2007	6.030	6.100	4.637	27.380	1.393	1.463	1.165
9/7/2007	6.050	6.130	4.697	26.230	1.353	1.433	1.162
9/6/2007	6.140	6.210	4.795	23.990	1.345	1.415	1.159
9/5/2007	6.120	6.180	4.770	24.580	1.350	1.410	1.157
9/4/2007	6.180	6.240	4.830	22.780	1.350	1.410	1.154
8/31/2007	6.170	6.230	4.822	23.380	1.348	1.408	1.152
8/30/2007	6.160	6.220	4.824	25.060	1.336	1.396	1.150
8/29/2007	6.210	6.260	4.879	23.810	1.331	1.381	1.148
8/28/2007	6.190	6.240	4.840	26.300	1.350	1.400	1.145
8/27/2007	6.190	6.240	4.858	22.720	1.332	1.382	1.143
8/24/2007	6.230	6.290	4.884	20.720	1.346	1.406	1.141
8/23/2007	6.250	6.310	4.936	22.620	1.314	1.374	1.139
8/22/2007	6.300	6.350	4.961	22.890	1.339	1.389	1.137
8/21/2007	6.300	6.340	4.948	25.250	1.352	1.392	1.134
8/20/2007	6.340	6.370	4.965	26.330	1.375	1.405	1.132
8/17/2007	6.360	6.390	4.986	29.990	1.374	1.404	1.129
8/16/2007	6.280	6.320	4.958	30.830	1.322	1.362	1.127
8/15/2007	6.330	6.370	5.026	30.670	1.304	1.344	1.125
8/14/2007	6.280	6.330	4.988	27.680	1.292	1.342	1.123
8/13/2007	6.290	6.350	5.000	26.570	1.291	1.351	1.122
8/10/2007	6.280	6.340	5.033	28.300	1.247	1.307	1.120
8/9/2007	6.290	6.350	5.020	26.480	1.270	1.330	1.119
8/8/2007	6.280	6.340	5.040	21.450	1.240	1.300	1.117
8/7/2007	6.140	6.220	4.927	21.560	1.213	1.293	1.116
8/6/2007	6.150	6.230	4.909	22.940	1.241	1.321	1.115
8/3/2007	6.110	6.190	4.865	25.160	1.245	1.325	1.114
8/2/2007	6.140	6.220	4.912	21.220	1.228	1.308	1.113
8/1/2007	6.170	6.250	4.922	23.670	1.248	1.328	1.112
7/31/2007	6.180	6.260	4.902	23.520	1.278	1.358	1.110
7/30/2007	6.210	6.290	4.954	20.870	1.256	1.336	1.109
7/27/2007	6.200	6.280	4.932	24.170	1.268	1.348	1.108
7/26/2007	6.150	6.220	4.953	20.740	1.197	1.267	1.106
7/25/2007	6.180	6.240	5.024	18.100	1.156	1.216	1.106
7/24/2007	6.200	6.240	5.030	18.550	1.170	1.210	1.106
7/23/2007	6.190	6.240	5.057	16.810	1.133	1.183	1.105
7/20/2007	6.190	6.230	5.058	16.950	1.132	1.172	1.105
7/19/2007	6.240	6.280	5.109	15.230	1.131	1.171	1.105
7/18/2007	6.220	6.260	5.123	16.000	1.097	1.137	1.104
7/17/2007	6.270	6.320	5.138	15.630	1.132	1.182	1.104
7/16/2007	6.240	6.280	5.126	15.590	1.114	1.154	1.103
7/13/2007	6.310	6.350	5.185	15.150	1.125	1.165	1.103
7/12/2007	6.320	6.360	5.222	15.540	1.098	1.138	1.103
7/11/2007	6.290	6.330	5.190	16.640	1.100	1.140	1.102
7/10/2007	6.240	6.280	5.118	17.570	1.122	1.162	1.102
7/9/2007	6.350	6.390	5.236	15.160	1.114	1.154	1.102
7/6/2007	6.390	6.430	5.268	14.720	1.122	1.162	1.101
7/5/2007	6.340	6.380	5.231	15.480	1.109	1.149	1.101
7/3/2007	6.250	6.290	5.139	14.920	1.111	1.151	1.101
7/2/2007	6.210	6.250	5.090	15.400	1.120	1.160	1.101
6/29/2007	6.240	6.270	5.124	16.230	1.116	1.146	1.100
6/28/2007	6.330	6.360	5.202	15.540	1.128	1.158	1.100
6/27/2007	6.300	6.330	5.194	15.530	1.106	1.136	1.099
6/26/2007	6.330	6.360	5.199	18.890	1.131	1.161	1.099
6/25/2007	6.300	6.330	5.203	16.650	1.097	1.127	1.098
6/22/2007	6.360	6.390	5.248	15.750	1.112	1.142	1.098
6/21/2007	6.390	6.420	5.304	14.210	1.086	1.116	1.098
6/20/2007	6.340	6.370	5.241	14.670	1.099	1.129	1.098
6/19/2007	6.300	6.330	5.195	12.850	1.105	1.135	1.098
6/18/2007	6.350	6.380	5.252	13.420	1.098	1.128	1.098

6/15/2007	6.360	6.390	5.259	13.940	1.101	1.131	1.098
6/14/2007	6.390	6.420	5.301	13.640	1.089	1.119	1.098
6/13/2007	6.370	6.400	5.279	14.730	1.091	1.121	1.098
6/12/2007	6.450	6.480	5.402	16.670	1.048	1.078	1.098
6/11/2007	6.340	6.370	5.256	14.710	1.085	1.115	1.099
6/8/2007	6.330	6.360	5.207	14.840	1.123	1.153	1.099
6/7/2007	6.300	6.330	5.230	17.060	1.070	1.100	1.099
6/6/2007	6.170	6.200	5.081	14.870	1.089	1.119	1.099
6/5/2007	6.150	6.180	5.087	13.630	1.063	1.093	1.100
6/4/2007	6.110	6.140	5.022	13.290	1.088	1.118	1.100
6/1/2007	6.150	6.180	5.057	12.780	1.093	1.123	1.100
5/31/2007	6.100	6.130	5.010	13.050	1.090	1.120	1.100
5/30/2007	6.090	6.120	5.001	12.830	1.089	1.119	1.101
5/29/2007	6.100	6.130	5.017	13.530	1.083	1.113	1.101
5/25/2007	6.090	6.120	5.002	13.340	1.088	1.118	1.101
5/24/2007	6.090	6.120	4.990	14.080	1.100	1.130	1.102
5/23/2007	6.100	6.130	5.003	13.240	1.097	1.127	1.102
5/22/2007	6.070	6.100	4.980	13.060	1.090	1.120	1.102
5/21/2007	6.030	6.060	4.937	13.300	1.093	1.123	1.103
5/18/2007	6.040	6.070	4.958	12.760	1.082	1.112	1.103
5/17/2007	6.000	6.030	4.913	13.510	1.087	1.117	1.104
5/16/2007	5.960	5.990	4.879	13.500	1.081	1.111	1.104
5/15/2007	5.970	6.000	4.875	14.010	1.095	1.125	1.105
5/14/2007	5.940	5.970	4.868	13.960	1.073	1.103	1.105
5/11/2007	5.930	5.960	4.849	12.950	1.081	1.111	1.106
5/10/2007	5.910	5.940	4.822	13.600	1.088	1.118	1.106
5/9/2007	5.920	5.950	4.836	12.880	1.084	1.114	1.107
5/8/2007	5.880	5.910	4.802	13.210	1.078	1.108	1.107
5/7/2007	5.870	5.900	4.782	13.150	1.088	1.118	1.108
5/4/2007	5.880	5.910	4.805	12.910	1.075	1.105	1.108
5/3/2007	5.920	5.940	4.838	13.090	1.082	1.102	1.109
5/2/2007	5.900	5.920	4.815	13.080	1.085	1.105	1.109
5/1/2007	5.900	5.920	4.815	13.510	1.085	1.105	1.110
4/30/2007	5.900	5.920	4.813	14.220	1.087	1.107	1.110
4/27/2007	5.970	5.990	4.881	12.450	1.089	1.109	1.111
4/26/2007	5.960	5.980	4.881	12.790	1.079	1.099	1.111
4/25/2007	5.920	5.940	4.833	13.210	1.087	1.107	1.112
4/24/2007	5.900	5.920	4.806	13.120	1.094	1.114	1.112
4/23/2007	5.930	5.950	4.822	13.040	1.108	1.128	1.112
4/20/2007	5.940	5.960	4.845	12.070	1.095	1.115	1.112
4/19/2007	5.940	5.960	4.833	12.540	1.107	1.127	1.113
4/18/2007	5.920	5.940	4.815	12.420	1.105	1.125	1.113
4/17/2007	5.950	5.970	4.843	12.140	1.107	1.127	1.113
4/16/2007	6.000	6.010	4.890	11.980	1.110	1.120	1.113
4/13/2007	6.030	6.050	4.930	12.200	1.100	1.120	1.113
4/12/2007	6.020	6.030	4.907	12.710	1.113	1.123	1.113
4/11/2007	6.020	6.040	4.908	13.490	1.112	1.132	1.113
4/10/2007	6.020	6.040	4.904	12.680	1.116	1.136	1.113
4/9/2007	6.030	6.050	4.918	13.140	1.112	1.132	1.113
4/6/2007	6.040	6.060	4.920	#N/A	1.120	1.140	1.113
4/5/2007	5.990	6.010	4.875	13.230	1.116	1.136	1.113
4/4/2007	5.960	5.980	4.842	13.240	1.118	1.138	1.113
4/3/2007	5.960	5.980	4.848	13.460	1.112	1.132	1.113
4/2/2007	5.950	5.970	4.836	14.530	1.114	1.134	1.113
3/30/2007	5.970	5.990	4.843	14.640	1.127	1.147	1.113
3/29/2007	5.950	5.970	4.843	15.140	1.107	1.127	1.113
3/28/2007	5.960	5.960	4.831	14.980	1.129	1.129	1.113
3/27/2007	5.940	5.940	4.798	13.480	1.142	1.142	1.113
3/26/2007	5.910	5.910	4.800	13.160	1.110	1.110	1.113
3/23/2007	5.930	5.930	4.802	12.950	1.128	1.128	1.113
3/22/2007	5.910	5.910	4.774	12.930	1.136	1.136	1.113
3/21/2007	5.820	5.820	4.720	12.190	1.100	1.100	1.113
3/20/2007	5.830	5.830	4.712	13.270	1.119	1.119	1.113
3/19/2007	5.850	5.840	4.714	14.590	1.137	1.127	1.113
3/16/2007	5.820	5.810	4.693	16.790	1.127	1.117	1.113
3/15/2007	5.820	5.810	4.695	16.430	1.125	1.115	1.113
3/14/2007	5.820	5.810	4.699	17.270	1.121	1.111	1.113
3/13/2007	5.790	5.770	4.656	18.130	1.134	1.114	1.114
3/12/2007	5.810	5.790	4.697	13.990	1.113	1.093	1.114
3/9/2007	5.850	5.830	4.721	14.090	1.129	1.109	1.114
3/8/2007	5.780	5.760	4.655	14.290	1.126	1.106	1.114
3/7/2007	5.770	5.750	4.629	15.240	1.141	1.121	1.114
3/6/2007	5.790	5.770	4.658	15.960	1.132	1.112	1.114
3/5/2007	5.790	5.770	4.634	19.630	1.156	1.136	1.114
3/2/2007	5.770	5.740	4.638	18.610	1.132	1.102	1.114
3/1/2007	5.800	5.770	4.676	15.820	1.124	1.094	1.114
2/28/2007	5.780	5.760	4.681	15.420	1.099	1.079	1.114
2/27/2007	5.700	5.690	4.632	18.310	1.068	1.058	1.114
2/26/2007	5.800	5.780	4.730	11.150	1.070	1.050	1.115
2/23/2007	5.850	5.830	4.777	10.580	1.074	1.054	1.115
2/22/2007	5.900	5.880	4.829	10.180	1.071	1.051	1.116
2/21/2007	5.870	5.850	4.790	10.200	1.080	1.060	1.117
2/20/2007	5.860	5.840	4.777	10.240	1.083	1.063	1.117
2/16/2007	5.870	5.850	4.788	10.020	1.083	1.063	1.118

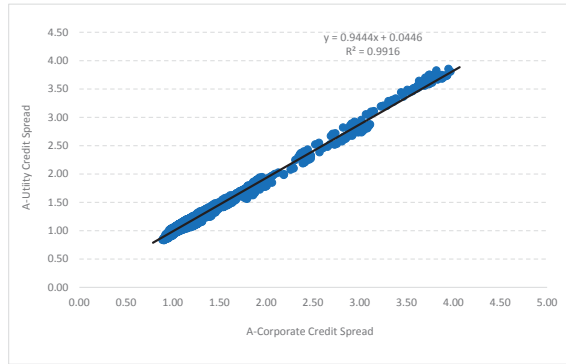
2/15/2007	5.890	5.870	4.805	10.220	1.085	1.065	1.118
2/14/2007	5.910	5.900	4.833	10.230	1.077	1.067	1.119
2/13/2007	5.990	5.970	4.899	10.340	1.091	1.071	1.120
2/12/2007	5.970	5.960	4.886	11.610	1.084	1.074	1.120
2/9/2007	5.960	5.940	4.864	11.100	1.097	1.077	1.121
2/8/2007	5.910	5.890	4.840	10.440	1.070	1.050	1.121
2/7/2007	5.920	5.910	4.852	10.320	1.068	1.058	1.122
2/6/2007	5.940	5.930	4.868	10.650	1.072	1.062	1.123
2/5/2007	5.980	5.970	4.907	10.550	1.073	1.063	1.124
2/2/2007	6.010	5.990	4.922	10.080	1.088	1.068	1.124
2/1/2007	6.020	6.000	4.929	10.310	1.091	1.071	1.125
1/31/2007	6.010	5.990	4.907	10.420	1.103	1.083	1.126
1/30/2007	6.060	6.040	4.978	10.960	1.082	1.062	1.126
1/29/2007	6.080	6.060	4.995	11.450	1.085	1.065	1.127
1/26/2007	6.070	6.050	4.972	11.130	1.098	1.078	1.128
1/25/2007	6.050	6.030	4.967	11.220	1.083	1.063	1.129
1/24/2007	6.010	5.980	4.910	9.890	1.100	1.070	1.130
1/23/2007	6.000	5.970	4.906	10.340	1.094	1.064	1.131
1/22/2007	5.950	5.920	4.848	10.770	1.102	1.072	1.132
1/19/2007	5.970	5.940	4.862	10.400	1.108	1.078	1.133
1/18/2007	5.950	5.930	4.840	10.850	1.110	1.090	1.134
1/17/2007	5.990	5.960	4.871	10.590	1.119	1.089	1.135
1/16/2007	5.950	5.930	4.840	10.740	1.110	1.090	1.135
1/12/2007	5.970	5.950	4.860	10.150	1.110	1.090	1.136
1/11/2007	5.930	5.910	4.818	10.870	1.112	1.092	1.137
1/10/2007	5.880	5.860	4.775	11.470	1.106	1.086	1.138
1/9/2007	5.850	5.830	4.738	11.910	1.113	1.093	1.139
1/8/2007	5.850	5.830	4.733	12.000	1.117	1.097	1.140
1/5/2007	5.850	5.830	4.739	12.140	1.112	1.092	1.140
1/4/2007	5.840	5.820	4.708	11.510	1.132	1.112	1.142
1/3/2007	5.880	5.860	4.763	12.040	1.117	1.097	1.142
1/2/2007	5.920	5.890	4.785	#N/A	1.135	1.105	1.143
12/29/2006	5.950	5.920	4.810	11.560	1.141	1.111	1.144
12/28/2006	5.940	5.910	4.806	10.990	1.134	1.104	1.145
12/27/2006	5.910	5.880	4.776	10.640	1.134	1.104	1.146
12/26/2006	5.860	5.830	4.731	11.260	1.129	1.099	1.146
12/22/2006	5.890	5.860	4.758	11.360	1.132	1.102	1.147
12/21/2006	5.820	5.790	4.688	10.530	1.133	1.103	1.148
12/20/2006	5.860	5.830	4.728	10.260	1.132	1.102	1.149
12/19/2006	5.860	5.830	4.719	10.300	1.141	1.111	1.150
12/18/2006	5.840	5.810	4.706	10.600	1.134	1.104	1.151
12/15/2006	5.850	5.820	4.714	10.050	1.136	1.106	1.152
12/14/2006	5.850	5.820	4.714	9.970	1.136	1.106	1.153
12/13/2006	5.820	5.790	4.697	10.180	1.124	1.094	1.154
12/12/2006	5.740	5.710	4.606	10.650	1.134	1.104	1.155
12/11/2006	5.760	5.730	4.624	10.710	1.136	1.106	1.156
12/8/2006	5.790	5.760	4.653	12.070	1.137	1.107	1.157
12/7/2006	5.730	5.700	4.602	12.670	1.128	1.098	1.158
12/6/2006	5.730	5.700	4.599	11.330	1.131	1.101	1.159
12/5/2006	5.700	5.670	4.573	11.270	1.127	1.097	1.160
12/4/2006	5.680	5.650	4.540	11.230	1.140	1.110	1.161
12/1/2006	5.670	5.640	4.546	11.660	1.124	1.094	1.162
11/30/2006	5.680	5.650	4.562	10.910	1.118	1.088	1.163
11/29/2006	5.730	5.700	4.614	10.830	1.116	1.086	1.164
11/28/2006	5.720	5.690	4.591	11.620	1.129	1.099	1.166
11/27/2006	5.740	5.710	4.611	12.300	1.129	1.099	1.167
11/24/2006	5.750	5.720	4.631	10.730	1.119	1.089	1.168
11/22/2006	5.770	5.740	4.646	10.140	1.124	1.094	1.169
11/21/2006	5.780	5.750	4.657	9.900	1.123	1.093	1.170
11/20/2006	5.790	5.740	4.679	9.970	1.111	1.061	1.172
11/17/2006	5.800	5.750	4.688	10.050	1.112	1.062	1.173
11/16/2006	5.850	5.800	4.742	10.160	1.108	1.058	1.175
11/15/2006	5.810	5.760	4.700	10.310	1.110	1.060	1.176
11/14/2006	5.770	5.720	4.656	10.500	1.114	1.064	1.178
11/13/2006	5.810	5.760	4.705	10.860	1.105	1.055	1.179
11/10/2006	5.800	5.750	4.697	10.790	1.103	1.053	1.181
11/9/2006	5.850	5.800	4.730	11.010	1.120	1.070	1.182
11/8/2006	5.840	5.790	4.728	10.750	1.112	1.062	1.184
11/7/2006	5.870	5.830	4.755	11.090	1.115	1.075	1.185
11/6/2006	5.910	5.870	4.784	11.160	1.126	1.086	1.186
11/3/2006	5.930	5.890	4.809	11.160	1.121	1.081	1.187
11/2/2006	5.840	5.800	4.715	11.420	1.125	1.085	1.189
11/1/2006	5.800	5.760	4.684	11.510	1.116	1.076	1.190
10/31/2006	5.840	5.800	4.715	11.100	1.125	1.085	1.191
10/30/2006	5.910	5.870	4.783	11.200	1.127	1.087	1.193
10/27/2006	5.920	5.880	4.793	10.800	1.127	1.087	1.194
10/26/2006	5.960	5.920	4.837	10.560	1.123	1.083	1.195
10/25/2006	6.020	5.990	4.882	10.660	1.138	1.108	1.196
10/24/2006	6.070	6.030	4.941	10.780	1.129	1.089	1.197
10/23/2006	6.080	6.040	4.957	11.080	1.123	1.083	1.198
10/20/2006	6.030	5.990	4.908	10.630	1.122	1.082	1.199
10/19/2006	6.040	6.000	4.910	10.900	1.130	1.090	1.200
10/18/2006	6.020	5.980	4.884	11.340	1.136	1.096	1.201
10/17/2006	6.040	6.000	4.898	11.730	1.142	1.102	1.202

10/16/2006	6.050	6.010	4.908	11.090	1.142	1.102	1.202
10/13/2006	6.060	6.030	4.933	10.750	1.127	1.097	1.204
10/12/2006	6.030	6.000	4.906	11.090	1.124	1.094	1.205
10/11/2006	6.040	6.000	4.906	11.620	1.134	1.094	1.206
10/10/2006	6.010	5.970	4.884	11.520	1.127	1.087	1.207
10/6/2006	5.970	5.920	4.834	11.560	1.136	1.086	1.207
10/5/2006	5.890	5.850	4.759	11.980	1.131	1.091	1.208
10/4/2006	5.850	5.800	4.720	11.860	1.130	1.080	1.209
10/3/2006	5.880	5.850	4.754	12.240	1.126	1.096	1.210
10/2/2006	5.890	5.860	4.748	12.570	1.142	1.112	1.210
9/29/2006	5.900	5.870	4.762	11.980	1.138	1.108	1.211
9/28/2006	5.900	5.870	4.755	11.720	1.145	1.115	1.212
9/27/2006	5.870	5.830	4.737	11.580	1.133	1.093	1.212
9/26/2006	5.850	5.810	4.714	11.530	1.136	1.096	1.213
9/25/2006	5.840	5.820	4.688	12.120	1.152	1.132	1.214
9/23/2006	5.880	5.860	4.734	12.590	1.146	1.126	1.214
9/21/2006	5.920	5.900	4.772	12.250	1.148	1.128	1.215
9/20/2006	5.990	5.970	4.848	11.390	1.142	1.122	1.216
9/19/2006	6.000	5.970	4.858	11.980	1.142	1.112	1.216
9/18/2006	6.070	6.050	4.923	11.780	1.147	1.127	1.217
9/15/2006	6.060	6.050	4.910	11.760	1.150	1.140	1.218
9/14/2006	6.060	6.050	4.916	11.550	1.144	1.134	1.218
9/13/2006	6.040	6.030	4.893	11.180	1.147	1.137	1.219
9/12/2006	6.050	6.040	4.903	11.920	1.147	1.137	1.220
9/11/2006	6.090	6.080	4.940	12.990	1.150	1.140	1.221
9/8/2006	6.070	6.060	4.918	13.160	1.152	1.142	1.222
9/7/2006	6.090	6.080	4.934	13.880	1.156	1.146	1.222
9/6/2006	6.100	6.090	4.949	13.740	1.151	1.141	1.223
9/5/2006	6.080	6.070	4.930	12.630	1.150	1.140	1.224
9/1/2006	6.060	6.060	4.872	11.960	1.188	1.188	1.225
8/31/2006	6.070	6.070	4.877	12.310	1.193	1.193	1.225
8/30/2006	6.100	6.100	4.904	12.220	1.196	1.196	1.226
8/29/2006	6.120	6.120	4.923	12.280	1.197	1.197	1.226
8/28/2006	6.130	6.130	4.930	12.180	1.200	1.200	1.226
8/25/2006	6.120	6.120	4.924	12.310	1.196	1.196	1.226
8/24/2006	6.130	6.130	4.938	12.400	1.192	1.192	1.227
8/23/2006	6.140	6.140	4.946	12.400	1.195	1.195	1.227
8/22/2006	6.140	6.130	4.943	12.190	1.197	1.187	1.228
8/21/2006	6.150	6.140	4.957	12.220	1.193	1.183	1.228
8/18/2006	6.160	6.150	4.979	11.640	1.181	1.171	1.229
8/17/2006	6.190	6.180	4.998	12.240	1.192	1.182	1.230
8/16/2006	6.200	6.180	4.992	12.410	1.209	1.189	1.230
8/15/2006	6.240	6.230	5.048	13.420	1.192	1.182	1.231
8/14/2006	6.310	6.300	5.113	14.260	1.197	1.187	1.232
8/11/2006	6.310	6.300	5.094	14.300	1.216	1.206	1.232
8/10/2006	6.270	6.270	5.073	14.460	1.197	1.197	1.232
8/9/2006	6.260	6.250	5.049	15.200	1.211	1.201	1.233
8/8/2006	6.240	6.230	5.019	15.230	1.221	1.211	1.233
8/7/2006	6.210	6.210	5.001	15.230	1.209	1.209	1.234
8/4/2006	6.210	6.200	4.988	14.340	1.222	1.212	1.234
8/3/2006	6.250	6.240	5.044	14.460	1.206	1.196	1.234
8/2/2006	6.270	6.260	5.053	14.340	1.217	1.207	1.235
8/1/2006	6.290	6.280	5.061	15.050	1.230	1.220	1.235
7/31/2006	6.290	6.280	5.065	14.950	1.225	1.215	1.235
7/28/2006	6.290	6.290	5.070	14.330	1.220	1.220	1.236
7/27/2006	6.340	6.330	5.104	14.940	1.236	1.226	1.236
7/26/2006	6.330	6.330	5.094	14.620	1.236	1.236	1.236
7/25/2006	6.360	6.350	5.122	14.850	1.238	1.228	1.236
7/24/2006	6.320	6.320	5.102	14.980	1.218	1.218	1.237
7/21/2006	6.320	6.320	5.093	17.400	1.227	1.227	1.237
7/20/2006	6.320	6.310	5.082	16.210	1.238	1.228	1.237
7/19/2006	6.350	6.340	5.099	15.550	1.252	1.242	1.238
7/18/2006	6.410	6.400	5.165	17.740	1.245	1.235	1.238
7/17/2006	6.350	6.340	5.098	18.640	1.252	1.242	1.238
7/14/2006	6.350	6.340	5.115	18.050	1.235	1.225	1.238
7/13/2006	6.350	6.340	5.113	17.790	1.237	1.227	1.239
7/12/2006	6.370	6.360	5.137	14.490	1.233	1.223	1.239
7/11/2006	6.370	6.360	5.146	13.140	1.224	1.214	1.240
7/10/2006	6.400	6.390	5.171	14.020	1.230	1.220	1.241
7/7/2006	6.410	6.400	5.174	13.970	1.236	1.226	1.241
7/6/2006	6.460	6.450	5.222	13.650	1.238	1.228	1.242
7/5/2006	6.510	6.500	5.267	14.150	1.243	1.233	1.242
7/3/2006	6.440	6.430	5.200	13.050	1.241	1.231	1.241
6/30/2006	6.430	6.420	5.186	13.080	1.244	1.234	1.240
6/29/2006	6.510	6.500	5.247	13.030	1.263	1.253	1.240
6/28/2006	6.540	6.530	5.281	15.790	1.259	1.249	1.238
6/27/2006	6.500	6.490	5.232	16.400	1.268	1.258	1.237
6/26/2006	6.540	6.530	5.272	15.620	1.268	1.258	1.236
6/23/2006	6.520	6.510	5.254	15.890	1.266	1.256	1.235
6/22/2006	6.490	6.480	5.243	15.880	1.247	1.237	1.234
6/21/2006	6.450	6.440	5.192	15.520	1.258	1.248	1.233
6/20/2006	6.440	6.430	5.191	16.690	1.249	1.239	1.232
6/19/2006	6.430	6.410	5.174	17.830	1.256	1.236	1.232
6/16/2006	6.420	6.400	5.169	17.250	1.251	1.231	1.231

6/15/2006	6.380	6.360	5.136	15.900	1.244	1.224	1.230
6/14/2006	6.340	6.320	5.092	21.460	1.248	1.228	1.229
6/13/2006	6.270	6.250	5.015	23.810	1.256	1.236	1.228
6/12/2006	6.270	6.250	5.023	20.960	1.247	1.227	1.227
6/9/2006	6.270	6.250	5.020	18.120	1.250	1.230	1.227
6/8/2006	6.300	6.280	5.063	18.350	1.237	1.217	1.226
6/7/2006	6.330	6.310	5.087	17.800	1.243	1.223	1.225
6/6/2006	6.310	6.290	5.076	17.340	1.234	1.214	1.224
6/5/2006	6.340	6.320	5.106	16.650	1.234	1.214	1.223
6/2/2006	6.320	6.300	5.095	14.320	1.225	1.205	1.222
6/1/2006	6.430	6.410	5.193	14.520	1.237	1.217	1.222
5/31/2006	6.430	6.410	5.228	16.440	1.202	1.182	1.221
5/30/2006	6.420	6.400	5.184	18.660	1.236	1.216	1.220
5/26/2006	6.380	6.360	5.155	14.260	1.226	1.206	1.220
5/25/2006	6.400	6.380	5.169	15.500	1.231	1.211	1.219
5/24/2006	6.360	6.350	5.133	17.360	1.227	1.217	1.219
5/23/2006	6.380	6.360	5.116	18.260	1.265	1.245	1.219
5/22/2006	6.350	6.340	5.131	17.720	1.219	1.209	1.218
5/19/2006	6.350	6.330	5.138	17.180	1.212	1.192	1.218
5/18/2006	6.400	6.380	5.165	16.990	1.235	1.215	1.218
5/17/2006	6.490	6.480	5.266	16.260	1.224	1.214	1.218
5/16/2006	6.430	6.410	5.209	13.350	1.221	1.201	1.218
5/15/2006	6.470	6.450	5.272	13.570	1.198	1.178	1.218
5/12/2006	6.510	6.480	5.311	14.190	1.199	1.169	1.218
5/11/2006	6.430	6.410	5.230	12.490	1.200	1.180	1.218
5/10/2006	6.400	6.370	5.192	11.780	1.208	1.178	1.219
5/9/2006	6.410	6.390	5.198	11.990	1.212	1.192	1.219
5/8/2006	6.390	6.370	5.182	12.000	1.208	1.188	1.219
5/5/2006	6.400	6.380	5.188	11.620	1.213	1.193	1.219
5/4/2006	6.440	6.420	5.238	11.860	1.202	1.182	1.219
5/3/2006	6.440	6.420	5.234	11.990	1.206	1.186	1.219
5/2/2006	6.410	6.390	5.208	11.990	1.202	1.182	1.219
5/1/2006	6.440	6.410	5.227	12.540	1.213	1.183	1.220
4/28/2006	6.370	6.350	5.162	11.590	1.209	1.189	1.220
4/27/2006	6.390	6.370	5.170	11.840	1.220	1.200	1.220
4/26/2006	6.390	6.370	5.183	11.760	1.207	1.187	1.220
4/25/2006	6.370	6.350	5.155	11.750	1.215	1.195	1.220
4/24/2006	6.280	6.260	5.058	11.750	1.222	1.202	1.220
4/21/2006	6.320	6.300	5.093	11.590	1.227	1.207	1.220
4/20/2006	6.350	6.340	5.138	11.640	1.212	1.202	1.220
4/19/2006	6.360	6.340	5.120	11.320	1.240	1.220	1.220
4/18/2006	6.300	6.290	5.076	11.400	1.224	1.214	1.220
4/17/2006	6.310	6.300	5.080	12.580	1.231	1.221	1.220
4/13/2006	6.340	6.330	5.112	12.380	1.228	1.218	1.220
4/12/2006	6.290	6.280	5.058	12.760	1.233	1.223	1.219
4/11/2006	6.240	6.230	4.996	13.000	1.244	1.234	1.219
4/10/2006	6.270	6.260	5.025	12.190	1.245	1.235	1.219
4/7/2006	6.270	6.260	5.055	12.260	1.215	1.205	1.218
4/6/2006	6.200	6.190	4.973	11.450	1.227	1.217	1.219
4/5/2006	6.130	6.120	4.902	11.130	1.228	1.218	1.218
4/4/2006	6.150	6.140	4.909	11.140	1.241	1.231	1.218
4/3/2006	6.140	6.130	4.894	11.570	1.246	1.236	1.218
3/31/2006	6.140	6.140	4.890	11.390	1.250	1.250	1.217
3/30/2006	6.140	6.140	4.896	11.570	1.244	1.244	1.217
3/29/2006	6.090	6.080	4.840	10.950	1.250	1.240	1.216
3/28/2006	6.050	6.040	4.796	11.580	1.255	1.245	1.216
3/27/2006	5.980	5.970	4.727	11.460	1.253	1.243	1.215
3/24/2006	5.950	5.940	4.689	11.190	1.261	1.251	1.215
3/23/2006	6.010	6.000	4.754	11.170	1.256	1.246	1.214
3/22/2006	5.980	5.970	4.722	11.210	1.258	1.248	1.213
3/21/2006	5.990	5.980	4.745	11.620	1.245	1.235	1.212
3/20/2006	5.950	5.940	4.699	11.790	1.251	1.241	1.212
3/17/2006	5.960	5.950	4.717	12.120	1.243	1.233	1.211
3/16/2006	5.940	5.930	4.692	11.980	1.248	1.238	1.210
3/15/2006	6.000	5.990	4.750	11.350	1.250	1.240	1.209
3/14/2006	5.960	5.950	4.699	10.740	1.261	1.251	1.209
3/13/2006	6.020	6.010	4.760	11.370	1.260	1.250	1.207
3/10/2006	5.990	5.980	4.748	11.850	1.242	1.232	1.206
3/9/2006	5.970	5.960	4.717	12.680	1.253	1.243	1.206
3/8/2006	5.980	5.970	4.715	12.320	1.265	1.255	1.205
3/7/2006	5.970	5.960	4.709	12.660	1.261	1.251	1.203
3/6/2006	5.980	5.970	4.735	12.740	1.245	1.235	1.202
3/3/2006	5.910	5.900	4.659	11.960	1.251	1.241	1.201
3/2/2006	5.870	5.870	4.611	11.720	1.259	1.259	1.200
3/1/2006	5.820	5.820	4.559	11.540	1.262	1.262	1.198
2/28/2006	5.770	5.790	4.508	12.340	1.263	1.283	1.196
2/27/2006	5.810	5.830	4.550	11.590	1.260	1.280	1.195
2/24/2006	5.780	5.800	4.526	11.460	1.254	1.274	1.193
2/23/2006	5.780	5.800	4.501	11.870	1.279	1.299	1.191
2/22/2006	5.760	5.780	4.480	11.880	1.280	1.300	1.189
2/21/2006	5.810	5.830	4.531	12.410	1.279	1.299	1.186
2/17/2006	5.800	5.810	4.506	12.010	1.294	1.304	1.183
2/16/2006	5.860	5.880	4.565	11.480	1.295	1.315	1.180
2/15/2006	5.860	5.880	4.572	12.310	1.288	1.308	1.176



2/14/2006	5.880	5.900	4.589	12.250	1.291	1.311	1.172
2/13/2006	5.860	5.880	4.556	13.350	1.304	1.324	1.168
2/10/2006	5.830	5.880	4.552	12.870	1.278	1.328	1.163
2/9/2006	5.800	5.840	4.651	13.120	1.149	1.189	1.159
2/8/2006	5.830	5.880	4.675	12.830	1.155	1.205	1.159
2/7/2006	5.810	5.860	4.654	13.590	1.156	1.206	1.160
2/6/2006	5.770	5.820	4.622	13.040	1.148	1.198	1.160
2/3/2006	5.790	5.830	4.624	12.960	1.166	1.206	1.160
2/2/2006	5.850	5.890	4.695	13.230	1.155	1.195	1.160
2/1/2006	5.870	5.910	4.706	12.360	1.164	1.204	1.160
1/31/2006	5.840	5.880	4.677	12.950	1.163	1.203	1.160
1/30/2006	5.860	5.910	4.702	12.390	1.158	1.208	1.160
1/27/2006	5.840	5.880	4.692	11.970	1.148	1.188	1.160
1/26/2006	5.870	5.910	4.694	12.420	1.176	1.216	1.161
1/25/2006	5.820	5.870	4.655	12.870	1.165	1.215	1.160
1/24/2006	5.740	5.780	4.572	13.310	1.168	1.208	1.159
1/23/2006	5.700	5.750	4.530	13.930	1.170	1.220	1.159
1/20/2006	5.700	5.750	4.521	14.560	1.179	1.229	1.158
1/19/2006	5.710	5.760	4.547	11.980	1.163	1.213	1.156
1/18/2006	5.670	5.730	4.511	12.250	1.159	1.219	1.156
1/17/2006	5.660	5.710	4.502	11.910	1.158	1.208	1.155
1/13/2006	5.680	5.720	4.528	11.230	1.152	1.192	1.155
1/12/2006	5.750	5.790	4.584	11.200	1.166	1.206	1.155
1/11/2006	5.790	5.840	4.632	10.940	1.158	1.208	1.154
1/10/2006	5.760	5.810	4.611	10.860	1.149	1.199	1.153
1/9/2006	5.720	5.760	4.551	11.130	1.169	1.209	1.154
1/6/2006	5.710	5.760	4.561	11.000	1.149	1.199	1.150
1/5/2006	5.690	5.740	4.545	11.310	1.145	1.195	1.151
1/4/2006	5.690	5.730	4.537	11.370	1.153	1.193	1.154
1/3/2006	5.700	5.740	4.546	11.140	1.154	1.194	1.154



Breakeven Rate

Zero Coupon Inflation Indexed Swap Rate

30 day average

Dates	USGGBE05 Index	USGGBE30 Index	USSWIT5 Curncy	USSWIT30 Curncy	30 day average	30 day average
	PX_LAST	PX_LAST	PX_LAST	PX_LAST		
2/28/2018	2.0867	2.1437	2.2324	2.36	2.02	2.21
2/27/2018	2.1057	2.148	2.256	2.368	2.02	2.21
2/26/2018	2.108	2.148	2.255	2.3612	2.01	2.21
2/23/2018	2.0909	2.1434	2.254	2.356	2.01	2.20
2/22/2018	2.0676	2.1533	2.2312	2.37	2.00	2.20
2/21/2018	2.07	2.1583	2.2374	2.3774	2.00	2.20
2/20/2018	2.0554	2.1379	2.2125	2.3475	1.99	2.19
2/19/2018	2.0499	2.1264	2.229	2.34	1.99	2.19
2/16/2018	2.0499	2.1504	2.231	2.3541	1.99	2.19
2/15/2018	2.0455	2.1483	2.219	2.3587	1.98	2.19
2/14/2018	2.036	2.1615	2.21	2.3651	1.98	2.18
2/13/2018	1.9505	2.1241	2.1412	2.335	1.97	2.18
2/12/2018	1.9567	2.1365	2.1524	2.3575	1.97	2.18
2/9/2018	1.949	2.1418	2.152	2.3563	1.97	2.18
2/8/2018	1.9687	2.1515	2.156	2.3925	1.97	2.18
2/7/2018	2.0153	2.168	2.2025	2.4033	1.96	2.18
2/6/2018	2.0059	2.1512	2.19	2.3775	1.96	2.17
2/5/2018	1.9794	2.1443	2.185	2.3874	1.95	2.17
2/2/2018	2.0388	2.1769	2.24	2.4274	1.95	2.17
2/1/2018	2.0245	2.158	2.22	2.4	1.94	2.16
1/31/2018	2.0051	2.1522	2.207	2.3974	1.94	2.16
1/30/2018	2.0015	2.1403	2.1999	2.375	1.93	2.15
1/29/2018	2.0111	2.1297	2.2112	2.375	1.92	2.15
1/26/2018	2.0245	2.1177	2.235	2.3649	1.92	2.14
1/25/2018	1.9917	2.0932	2.2	2.345	1.91	2.14
1/24/2018	2.0004	2.1097	2.2199	2.3537	1.90	2.13
1/23/2018	1.9816	2.0896	2.211	2.35	1.89	2.12
1/22/2018	1.9933	2.0992	2.221	2.37	1.89	2.12
1/19/2018	1.9979	2.1105	2.2205	2.365	1.88	2.11
1/18/2018	1.9896	2.0883	2.206	2.3325	1.87	2.11
1/17/2018	1.9675	2.0626	2.188	2.3	1.87	2.10
1/16/2018	1.9437	2.0489	2.149	2.2799	1.86	2.10
1/15/2018	1.9359	2.0412	2.143	2.27	1.85	2.09
1/12/2018	1.9359	2.0412	2.1454	2.2725	1.85	2.09
1/11/2018	1.9106	2.0389	2.111	2.2687	1.84	2.09
1/10/2018	1.9386	2.0649	2.149	2.2924	1.84	2.08
1/9/2018	1.9479	2.0661	2.164	2.3037	1.83	2.08
1/8/2018	1.9287	2.0485	2.146	2.2862	1.83	2.07
1/5/2018	1.9371	2.0565	2.1543	2.2937	1.82	2.07
1/4/2018	1.911	2.0414	2.1362	2.2799	1.81	2.07
1/3/2018	1.8961	2.0347	2.115	2.2675	1.81	2.06
1/2/2018	1.9008	2.0412	2.13	2.285	1.81	2.06
1/1/2018	1.8771	2.016	2.121	2.26	1.80	2.06
12/29/2017	1.8771	2.0158	2.121	2.2647	1.80	2.05
12/28/2017	1.8539	2.0037	2.0979	2.2575	1.80	2.05
12/27/2017	1.8403	1.9903	2.0825	2.2437	1.80	2.05
12/26/2017	1.8418	1.9951	2.08	2.2475	1.80	2.04
12/25/2017	1.841	1.9976	2.084	2.25	1.79	2.04
12/22/2017	1.8401	1.9976	2.0784	2.2487	1.79	2.04
12/21/2017	1.8407	1.9959	2.0775	2.2437	1.79	2.04
12/20/2017	1.8109	1.9881	2.0884	2.2525	1.79	2.04
12/19/2017	1.8067	1.9807	2.072	2.2475	1.79	2.04
12/18/2017	1.7848	1.9548	2.049	2.225	1.79	2.04
12/15/2017	1.7715	1.9354	2.0312	2.2049	1.80	2.04
12/14/2017	1.7791	1.9386	2.032	2.21	1.80	2.04
12/13/2017	1.777	1.9502	2.042	2.22	1.80	2.04
12/12/2017	1.8231	1.971	2.093	2.2449	1.80	2.04
12/11/2017	1.7962	1.9539	2.06	2.2287	1.80	2.04
12/8/2017	1.7928	1.9608	2.0537	2.24	1.80	2.04
12/7/2017	1.7874	1.9558	2.05	2.2349	1.80	2.04

Docket No. EL18-\_\_\_\_  
**Volume 4A**  
**Section 6**

12/6/2017	1.7644	1.9498	2.029	2.2324	1.80	2.04
12/5/2017	1.7759	1.9603	2.04	2.245	1.80	2.04
12/4/2017	1.7776	1.9689	2.0449	2.2499	1.80	2.04
12/1/2017	1.7774	1.9564	2.041	2.2274	1.80	2.04
11/30/2017	1.7745	1.9593	2.013	2.2275	1.80	2.04
11/29/2017	1.7652	1.9355	1.9971	2.2049	1.80	2.04
11/28/2017	1.7665	1.9225	2.0149	2.1825	1.80	2.04
11/27/2017	1.7771	1.922	2.02	2.1762	1.80	2.04
11/24/2017	1.7893	1.9186	2.03	2.1687	1.80	2.04
11/23/2017	1.7922	1.9255	2.029	2.18	1.80	2.04
11/22/2017	1.7922	1.9255	2.027	2.18	1.80	2.04
11/21/2017	1.7923	1.9242	2.0159	2.1599	1.80	2.04
11/20/2017	1.8026	1.9356	2.0237	2.17	1.80	2.05
11/17/2017	1.8138	1.9371	2.032	2.17	1.80	2.05
11/16/2017	1.8213	1.951	2.0399	2.1874	1.80	2.05
11/15/2017	1.8181	1.9268	2.0485	2.1687	1.80	2.05
11/14/2017	1.8136	1.9473	2.047	2.1937	1.80	2.05
11/13/2017	1.8212	1.9615	2.0525	2.205	1.80	2.05
11/10/2017	1.8283	1.9667	2.0579	2.2124	1.80	2.05
11/9/2017	1.8252	1.948	2.0575	2.1962	1.79	2.05
11/8/2017	1.8287	1.9481	2.067	2.1999	1.79	2.05
11/7/2017	1.8216	1.9335	2.057	2.1887	1.79	2.05
11/6/2017	1.8214	1.9292	2.06	2.1849	1.79	2.05
11/3/2017	1.8057	1.932	2.0475	2.1849	1.79	2.05
11/2/2017	1.8156	1.9428	2.056	2.1962	1.79	2.05
11/1/2017	1.8188	1.9496	2.0637	2.205	1.79	2.05
10/31/2017	1.8179	1.9547	2.0674	2.2112	1.78	2.05
10/30/2017	1.8056	1.9492	2.054	2.2099	1.78	2.05
10/27/2017	1.8103	1.964	2.061	2.2249	1.78	2.05
10/26/2017	1.7942	1.9639	2.05	2.23	1.78	2.05
10/25/2017	1.7878	1.9609	2.046	2.22	1.78	2.05
10/24/2017	1.7825	1.9486	2.0425	2.2149	1.78	2.05
10/23/2017	1.7731	1.9376	2.031	2.205	1.78	2.05
10/20/2017	1.7852	1.9388	2.0487	2.2099	1.78	2.05
10/19/2017	1.7743	1.9288	2.032	2.1849	1.77	2.05
10/18/2017	1.7528	1.9235	2.0162	2.1887	1.77	2.05
10/17/2017	1.7387	1.9142	2	2.1775	1.77	2.04
10/16/2017	1.7498	1.9251	2.0125	2.1974	1.77	2.04
10/13/2017	1.7682	1.927	2.0324	2.2049	1.76	2.04
10/12/2017	1.8164	1.9571	2.076	2.2199	1.76	2.04
10/11/2017	1.8162	1.9494	2.0787	2.2224	1.75	2.03
10/10/2017	1.8118	1.9415	2.0762	2.215	1.75	2.03
10/9/2017	1.8029	1.937	2.073	2.21	1.74	2.02
10/6/2017	1.8029	1.937	2.07	2.2112	1.74	2.01
10/5/2017	1.7945	1.939	2.067	2.2249	1.73	2.01
10/4/2017	1.7806	1.9358	2.0537	2.2262	1.72	2.00
10/3/2017	1.765	1.9255	2.045	2.2149	1.72	2.00
10/2/2017	1.7605	1.921	2.0375	2.2074	1.71	1.99
9/29/2017	1.7769	1.9257	2.0616	2.2174	1.71	1.99
9/28/2017	1.8001	1.9466	2.077	2.2375	1.70	1.98
9/27/2017	1.8052	1.9363	2.0899	2.2349	1.70	1.98
9/26/2017	1.7821	1.9075	2.0687	2.2062	1.69	1.97
9/25/2017	1.7779	1.906	2.0699	2.21	1.69	1.96
9/22/2017	1.7694	1.9193	2.0562	2.2199	1.68	1.96
9/21/2017	1.7522	1.9086	2.033	2.2075	1.68	1.95
9/20/2017	1.7655	1.923	2.0462	2.2225	1.68	1.95
9/19/2017	1.7854	1.9429	2.0612	2.2375	1.67	1.95
9/18/2017	1.7885	1.946	2.0699	2.2412	1.67	1.95
9/15/2017	1.7682	1.9296	2.0449	2.225	1.67	1.94
9/14/2017	1.7586	1.9237	2.0341	2.22	1.67	1.94
9/13/2017	1.7421	1.9259	2.019	2.22	1.66	1.94
9/12/2017	1.732	1.9211	2.0075	2.2175	1.66	1.94
9/11/2017	1.7182	1.9114	1.9974	2.2112	1.66	1.93
9/8/2017	1.6955	1.8869	1.9725	2.1887	1.66	1.93
9/7/2017	1.6751	1.8728	1.95	2.1674	1.66	1.93

Docket No. EL18-\_\_\_\_  
**Volume 4A**  
**Section 6**

9/6/2017	1.6753	1.8773	1.9487	2.1749	1.66	1.93
9/5/2017	1.6521	1.8645	1.9262	2.1574	1.66	1.93
9/4/2017	1.6627	1.876	1.934	2.17	1.66	1.93
9/1/2017	1.6627	1.876	1.9349	2.1712	1.66	1.93
8/31/2017	1.6456	1.8583	1.925	2.1575	1.66	1.93
8/30/2017	1.6259	1.8467	1.9003	2.1437	1.66	1.93
8/29/2017	1.6154	1.8396	1.8925	2.1337	1.66	1.93
8/28/2017	1.6195	1.846	1.896	2.1399	1.67	1.93
8/25/2017	1.621	1.8413	1.8987	2.1387	1.67	1.94
8/24/2017	1.6302	1.8471	1.9074	2.1387	1.67	1.94
8/23/2017	1.6378	1.8477	1.9124	2.1362	1.67	1.94
8/22/2017	1.6365	1.8584	1.911	2.1462	1.67	1.94
8/21/2017	1.6231	1.8501	1.896	2.1387	1.67	1.94
8/18/2017	1.6327	1.8497	1.905	2.1325	1.67	1.94
8/17/2017	1.6309	1.8526	1.899	2.1437	1.67	1.94
8/16/2017	1.647	1.87	1.9112	2.1462	1.67	1.94
8/15/2017	1.6509	1.8722	1.9146	2.1449	1.67	1.94
8/14/2017	1.6416	1.867	1.9	2.1349	1.67	1.94
8/11/2017	1.671	1.879	1.94	2.1587	1.68	1.94
8/10/2017	1.703	1.8934	1.981	2.1799	1.68	1.94
8/9/2017	1.7275	1.9037	2.008	2.1924	1.68	1.94
8/8/2017	1.7179	1.9084	1.991	2.2049	1.67	1.93
8/7/2017	1.6961	1.8886	1.9775	2.1824	1.67	1.93
8/4/2017	1.6896	1.8759	1.97	2.1674	1.67	1.92
8/3/2017	1.6622	1.8538	1.931	2.1362	1.67	1.92
8/2/2017	1.6743	1.8777	1.941	2.1525	1.67	1.92
8/1/2017	1.6735	1.8812	1.9387	2.1587	1.66	1.91
7/31/2017	1.6997	1.9026	1.954	2.1725	1.66	1.91
7/28/2017	1.7096	1.9096	1.9587	2.1812	1.65	1.90
7/27/2017	1.7068	1.9108	1.962	2.18	1.65	1.89
7/26/2017	1.6921	1.8955	1.9425	2.1637	1.65	1.89
7/25/2017	1.6926	1.8917	1.951	2.1612	1.64	1.88
7/24/2017	1.6555	1.8664	1.918	2.14	1.64	1.88
7/21/2017	1.6334	1.852	1.9003	2.1312	1.64	1.88
7/20/2017	1.6465	1.8584	1.9187	2.1325	1.64	1.88
7/19/2017	1.68	1.8922	1.952	2.1662	1.65	1.88
7/18/2017	1.6599	1.8863	1.934	2.1562	1.65	1.88
7/17/2017	1.6612	1.8929	1.9162	2.1537	1.65	1.88
7/14/2017	1.6507	1.8861	1.908	2.1456	1.65	1.88
7/13/2017	1.6683	1.8891	1.919	2.1525	1.65	1.88
7/12/2017	1.6495	1.8781	1.9025	2.1387	1.66	1.88
7/11/2017	1.6418	1.8775	1.894	2.1462	1.66	1.89
7/10/2017	1.6315	1.8579	1.884	2.1237	1.67	1.89
7/7/2017	1.6528	1.8759	1.907	2.1399	1.67	1.89
7/6/2017	1.6849	1.8829	1.9275	2.1524	1.67	1.89
7/5/2017	1.6917	1.882	1.936	2.1462	1.68	1.89
7/4/2017	1.6906	1.8692	1.9362	2.1362	1.68	1.90
7/3/2017	1.6906	1.8692	1.9362	2.1362	1.68	1.90
6/30/2017	1.6588	1.8476	1.9003	2.1124	1.68	1.90
6/29/2017	1.6519	1.8599	1.8887	2.1137	1.69	1.90
6/28/2017	1.6698	1.8617	1.9113	2.1237	1.69	1.90
6/27/2017	1.639	1.8391	1.88	2.1037	1.69	1.90
6/26/2017	1.6235	1.8447	1.848	2.0925	1.69	1.90
6/23/2017	1.6129	1.8455	1.8237	2.0799	1.70	1.91
6/22/2017	1.6043	1.8457	1.7987	2.07	1.70	1.91
6/21/2017	1.5713	1.82	1.7767	2.0487	1.71	1.92
6/20/2017	1.5647	1.8072	1.7647	2.0337	1.72	1.93
6/19/2017	1.5867	1.822	1.7896	2.035	1.73	1.93
6/16/2017	1.5879	1.8103	1.787	2.0149	1.73	1.94
6/15/2017	1.5814	1.8203	1.788	2.0312	1.74	1.95
6/14/2017	1.6125	1.8598	1.831	2.0675	1.74	1.95
6/13/2017	1.6957	1.9121	1.912	2.1137	1.75	1.96
6/12/2017	1.6907	1.8948	1.915	2.1025	1.75	1.96
6/9/2017	1.717	1.909	1.9367	2.1174	1.75	1.96
6/8/2017	1.7228	1.9131	1.9418	2.1237	1.76	1.97

Docket No. EL18-\_\_\_\_  
**Volume 4A**  
**Section 6**

6/7/2017	1.7209	1.9123	1.9402	2.1187	1.76	1.97
6/6/2017	1.7361	1.9089	1.947	2.1149	1.76	1.97
6/5/2017	1.7443	1.9242	1.9587	2.1337	1.77	1.98
6/2/2017	1.745	1.9341	1.959	2.1474	1.77	1.98
6/1/2017	1.765	1.9559	1.9762	2.1737	1.77	1.98
5/31/2017	1.7599	1.9572	1.96	2.1674	1.77	1.99
5/30/2017	1.7561	1.9589	1.9805	2.1787	1.78	1.99
5/29/2017	1.7533	1.9619	1.964	2.17	1.78	1.99
5/26/2017	1.7533	1.9619	1.964	2.1775	1.78	1.99
5/25/2017	1.7407	1.958	1.9399	2.1687	1.78	1.99
5/24/2017	1.7537	1.9638	1.9601	2.1812	1.78	2.00
5/23/2017	1.7768	1.9932	1.9787	2.2062	1.79	2.00
5/22/2017	1.7582	1.9728	1.9574	2.1875	1.79	2.01
5/19/2017	1.7631	1.9803	1.9664	2.195	1.79	2.01
5/18/2017	1.7325	1.9589	1.94	2.168	1.80	2.01
5/17/2017	1.7144	1.9501	1.914	2.159	1.80	2.02
5/16/2017	1.7442	1.9621	1.946	2.176	1.81	2.03
5/15/2017	1.7566	1.9656	1.959	2.176	1.82	2.03
5/12/2017	1.7656	1.9836	1.962	2.191	1.82	2.04
5/11/2017	1.8271	2.0116	2.027	2.214	1.83	2.04
5/10/2017	1.7922	1.9916	1.99	2.203	1.83	2.05
5/9/2017	1.7551	1.9857	1.969	2.21	1.84	2.05
5/8/2017	1.7705	1.985	1.985	2.212	1.84	2.06
5/5/2017	1.7645	1.9841	1.982	2.216	1.85	2.06
5/4/2017	1.7457	1.9871	1.969	2.221	1.86	2.07
5/3/2017	1.7736	2.0025	1.995	2.233	1.86	2.07
5/2/2017	1.7748	2.0265	1.997	2.257	1.87	2.08
5/1/2017	1.8141	2.0492	2.03	2.282	1.88	2.08
4/28/2017	1.8169	2.0452	2.0524	2.2874	1.88	2.09
4/27/2017	1.8226	2.0436	2.04	2.273	1.89	2.09
4/26/2017	1.8276	2.0371	2.046	2.267	1.90	2.10
4/25/2017	1.8441	2.0338	2.067	2.263	1.90	2.10
4/24/2017	1.8097	2.0027	2.033	2.235	1.91	2.10
4/21/2017	1.7775	1.9725	2.0019	2.203	1.91	2.11
4/20/2017	1.7952	1.9755	2.015	2.194	1.92	2.11
4/19/2017	1.76	1.9768	1.999	2.216	1.93	2.12
4/18/2017	1.7581	1.9931	1.995	2.231	1.94	2.12
4/17/2017	1.8093	2.0161	2.044	2.257	1.95	2.13
4/14/2017	1.8637	2.0346	2.0824	2.27	1.95	2.14
4/13/2017	1.8637	2.0337	2.0975	2.2687	1.96	2.14
4/12/2017	1.8774	2.0311	2.094	2.27	1.97	2.14
4/11/2017	1.8596	2.0316	2.073	2.263	1.97	2.15
4/10/2017	1.8855	2.0564	2.088	2.289	1.98	2.15
4/7/2017	1.9074	2.0721	2.103	2.305	1.98	2.15
4/6/2017	1.9127	2.0841	2.101	2.317	1.99	2.16
4/5/2017	1.9224	2.0935	2.11	2.326	1.99	2.16
4/4/2017	1.9208	2.0738	2.106	2.302	1.99	2.16
4/3/2017	1.9311	2.074	2.113	2.303	2.00	2.17
3/31/2017	1.9512	2.0928	2.131	2.32	2.00	2.17
3/30/2017	1.95	2.0718	2.132	2.307	2.00	2.17
3/29/2017	1.9596	2.0765	2.142	2.3281	2.00	2.17
3/28/2017	1.9535	2.0816	2.144	2.318	2.00	2.18
3/27/2017	1.9547	2.0829	2.148	2.327	2.01	2.18
3/24/2017	1.9584	2.0936	2.144	2.333	2.01	2.18
3/23/2017	1.9532	2.0627	2.1368	2.303	2.01	2.18
3/22/2017	1.9645	2.0544	2.141	2.291	2.01	2.18
3/21/2017	1.973	2.064	2.138	2.295	2.01	2.18
3/20/2017	2.0033	2.0895	2.163	2.323	2.01	2.18
3/17/2017	2.0132	2.1043	2.179	2.336	2.01	2.18
3/16/2017	2.0123	2.121	2.175	2.352	2.01	2.19
3/15/2017	2.018	2.1161	2.187	2.349	2.01	2.19
3/14/2017	1.9684	2.0917	2.127	2.325	2.01	2.19
3/13/2017	1.9962	2.1159	2.157	2.349	2.01	2.20
3/10/2017	2.0053	2.106	2.1607	2.338	2.01	2.20
3/9/2017	2.0218	2.0985	2.167	2.324	2.01	2.20



Docket No. EL18-\_\_\_\_  
**Volume 4A**  
**Section 6**

3/8/2017	2.0254	2.0903	2.174	2.315	2.01	2.21
3/7/2017	2.0523	2.1068	2.208	2.329	2.01	2.21
3/6/2017	2.0448	2.109	2.2	2.335	2.01	2.21
3/3/2017	2.054	2.124	2.22	2.349	2.01	2.21
3/2/2017	2.0145	2.1103	2.184	2.334	2.01	2.21
3/1/2017	2.0264	2.1219	2.197	2.347	2.00	2.21
2/28/2017	2.0003	2.0934	2.169	2.32	2.00	2.21
2/27/2017	2.0187	2.1112	2.186	2.335	2.00	2.21
2/24/2017	2.0075	2.0999	2.18	2.324	2.00	2.21
2/23/2017	2.0261	2.1322	2.206	2.366	1.99	2.22
2/22/2017	2.0246	2.1294	2.204	2.356	1.99	2.22
2/21/2017	2.0221	2.1273	2.2075	2.349	1.99	2.22
2/20/2017	2.0003	2.1182	2.191	2.346	1.98	2.22
2/17/2017	2.0003	2.1182	2.193	2.346	1.98	2.21
2/16/2017	2.0227	2.1292	2.216	2.344	1.97	2.21
2/15/2017	2.0363	2.1899	2.232	2.405	1.97	2.21
2/14/2017	1.9767	2.1562	2.17	2.37	1.96	2.21
2/13/2017	1.968	2.1501	2.168	2.3699	1.96	2.21
2/10/2017	1.9764	2.1362	2.187	2.3774	1.96	2.21
2/9/2017	1.9592	2.1061	2.161	2.336	1.95	2.21
2/8/2017	1.9298	2.0852	2.15	2.315	1.95	2.21
2/7/2017	1.9732	2.0813	2.191	2.315	1.95	2.21
2/6/2017	2.0224	2.0923	2.238	2.324	1.94	2.21
2/3/2017	2.0499	2.1178	2.268	2.3537	1.94	2.21
2/2/2017	2.06	2.134	2.278	2.366	1.93	2.21
2/1/2017	2.0415	2.1452	2.264	2.376	1.93	2.20
1/31/2017	2.034	2.1525	2.25	2.3659	1.92	2.20
1/30/2017	2.0333	2.1662	2.255	2.398	1.91	2.20
1/27/2017	2.026	2.1692	2.261	2.4	1.91	2.19
1/26/2017	2.0127	2.1734	2.253	2.4	1.90	2.18
1/25/2017	2.0022	2.17	2.239	2.393	1.89	2.18
1/24/2017	1.9731	2.1458	2.215	2.363	1.88	2.17
1/23/2017	1.9398	2.1312	2.197	2.343	1.87	2.17
1/20/2017	1.9717	2.139	2.233	2.362	1.87	2.17
1/19/2017	1.9556	2.1415	2.222	2.3612	1.87	2.16
1/18/2017	1.923	2.1075	2.205	2.324	1.86	2.16
1/17/2017	1.9158	2.0913	2.189	2.317	1.86	2.16
1/16/2017	1.9201	2.1199	2.208	2.354	1.86	2.15
1/13/2017	1.9201	2.1205	2.196	2.347	1.85	2.15
1/12/2017	1.9125	2.1104	2.202	2.34	1.85	2.15
1/11/2017	1.9103	2.1047	2.207	2.341	1.84	2.14
1/10/2017	1.8815	2.091	2.176	2.328	1.84	2.14
1/9/2017	1.8636	2.086	2.168	2.326	1.84	2.13
1/6/2017	1.8867	2.1018	2.196	2.3387	1.83	2.13
1/5/2017	1.864	2.0888	2.18	2.333	1.83	2.12
1/4/2017	1.8915	2.126	2.193	2.366	1.82	2.12
1/3/2017	1.8886	2.1264	2.196	2.374	1.82	2.11
1/2/2017	1.862	2.1055	2.165	2.353	1.82	2.11
12/30/2016	1.862	2.1047	2.171	2.367	1.81	2.10
12/29/2016	1.8474	2.0946	2.151	2.346	1.81	2.10
12/28/2016	1.8668	2.1031	2.169	2.353	1.81	2.10
12/27/2016	1.8858	2.133	2.194	2.381	1.80	2.09
12/26/2016	1.8761	2.1155	2.176	2.36	1.80	2.08
12/23/2016	1.8761	2.1151	2.176	2.361	1.79	2.08
12/22/2016	1.8706	2.0976	2.176	2.343	1.78	2.07
12/21/2016	1.8159	2.0524	2.118	2.3	1.78	2.07
12/20/2016	1.8248	2.0501	2.124	2.295	1.77	2.06
12/19/2016	1.7599	2.0159	2.055	2.262	1.77	2.06
12/16/2016	1.7607	2.0196	2.057	2.2612	1.76	2.05
12/15/2016	1.7808	2.0417	2.064	2.283	1.76	2.05
12/14/2016	1.8258	2.1016	2.112	2.3362	1.75	2.04
12/13/2016	1.8523	2.121	2.138	2.357	1.74	2.03
12/12/2016	1.8704	2.1529	2.156	2.388	1.73	2.02
12/9/2016	1.85	2.1486	2.133	2.3837	1.72	2.01
12/8/2016	1.8483	2.155	2.136	2.392	1.72	2.00

Docket No. EL18-\_\_\_\_  
**Volume 4A**  
**Section 6**

12/7/2016	1.7916	2.1373	2.075	2.377	1.71	1.99
12/6/2016	1.8176	2.1647	2.097	2.401	1.70	1.99
12/5/2016	1.7972	2.1397	2.077	2.374	1.69	1.98
12/2/2016	1.7761	2.1282	2.05	2.363	1.69	1.97
12/1/2016	1.8324	2.1736	2.113	2.411	1.68	1.96
11/30/2016	1.7968	2.1404	2.0837	2.3825	1.67	1.95
11/29/2016	1.7206	2.0658	2.008	2.3	1.67	1.95
11/28/2016	1.711	2.0643	1.992	2.305	1.66	1.94
11/25/2016	1.7563	2.1099	2.033	2.345	1.66	1.94
11/24/2016	1.7703	2.1221	2.056	2.366	1.65	1.93
11/23/2016	1.7703	2.1221	2.052	2.363	1.64	1.92
11/22/2016	1.767	2.1107	2.06	2.353	1.64	1.91
11/21/2016	1.7579	2.1126	2.058	2.354	1.63	1.90
11/18/2016	1.7484	2.1026	2.04	2.3549	1.62	1.90
11/17/2016	1.7339	2.0786	2.03	2.3167	1.61	1.89
11/16/2016	1.7019	2.032	2.003	2.288	1.61	1.88
11/15/2016	1.6941	2.038	2.009	2.296	1.60	1.87
11/14/2016	1.6858	2.0606	1.985	2.305	1.59	1.86
11/11/2016	1.7267	2.085	2.002	2.327	1.59	1.85
11/10/2016	1.7267	2.085	2.023	2.335	1.58	1.85
11/9/2016	1.694	2.0408	1.985	2.29	1.57	1.84
11/8/2016	1.6065	1.9037	1.892	2.16	1.56	1.83
11/7/2016	1.5927	1.8931	1.877	2.15	1.56	1.82
11/4/2016	1.5455	1.8565	1.823	2.097	1.55	1.81
11/3/2016	1.5556	1.8617	1.828	2.104	1.55	1.81
11/2/2016	1.5891	1.8737	1.852	2.114	1.54	1.80
11/1/2016	1.6201	1.8915	1.885	2.132	1.54	1.80
10/31/2016	1.6135	1.8849	1.879	2.125	1.53	1.79
10/28/2016	1.6305	1.8892	1.894	2.13	1.52	1.78
10/27/2016	1.6152	1.8826	1.88	2.126	1.51	1.77
10/26/2016	1.6046	1.8902	1.87	2.125	1.50	1.76
10/25/2016	1.5853	1.8589	1.853	2.102	1.50	1.75
10/24/2016	1.5835	1.8428	1.849	2.087	1.49	1.75
10/21/2016	1.5909	1.8305	1.857	2.074	1.48	1.74
10/20/2016	1.5916	1.8392	1.856	2.081	1.47	1.73
10/19/2016	1.5981	1.8445	1.864	2.091	1.46	1.72
10/18/2016	1.58	1.8381	1.846	2.0724	1.45	1.71
10/17/2016	1.5945	1.8459	1.86	2.076	1.44	1.70
10/14/2016	1.5735	1.8227	1.831	2.0524	1.43	1.69
10/13/2016	1.5431	1.7781	1.804	2.007	1.42	1.68
10/12/2016	1.543	1.7915	1.8	2.021	1.41	1.67
10/11/2016	1.5472	1.7945	1.802	2.024	1.41	1.66
10/10/2016	1.5362	1.7896	1.788	2.018	1.40	1.65
10/7/2016	1.5362	1.79	1.79	2.018	1.39	1.64
10/6/2016	1.5371	1.7913	1.79	2.018	1.38	1.63
10/5/2016	1.5032	1.7628	1.755	1.987	1.37	1.62
10/4/2016	1.4846	1.7471	1.734	1.973	1.37	1.61
10/3/2016	1.4981	1.7625	1.75	1.989	1.36	1.61
9/30/2016	1.4891	1.7459	1.745	1.97	1.36	1.60
9/29/2016	1.4506	1.709	1.701	1.934	1.35	1.59
9/28/2016	1.456	1.7263	1.709	1.946	1.35	1.59
9/27/2016	1.4117	1.7166	1.67	1.942	1.35	1.58
9/26/2016	1.4278	1.7386	1.68	1.963	1.34	1.58
9/23/2016	1.4475	1.7749	1.71	2.002	1.34	1.57
9/22/2016	1.4263	1.7398	1.693	1.964	1.33	1.56
9/21/2016	1.3865	1.7118	1.651	1.937	1.33	1.56
9/20/2016	1.3639	1.6958	1.6275	1.915	1.33	1.55
9/19/2016	1.3703	1.7054	1.635	1.93	1.32	1.55
9/16/2016	1.3713	1.7263	1.633	1.953	1.32	1.54
9/15/2016	1.3333	1.7288	1.601	1.957	1.32	1.54
9/14/2016	1.324	1.7338	1.58	1.9524	1.32	1.54
9/13/2016	1.3385	1.7353	1.591	1.967	1.32	1.53
9/12/2016	1.3421	1.7372	1.586	1.955	1.32	1.53
9/9/2016	1.3335	1.7296	1.573	1.947	1.32	1.53
9/8/2016	1.3581	1.7345	1.602	1.952	1.32	1.52

Docket No. EL18-\_\_\_\_  
**Volume 4A**  
**Section 6**

9/7/2016	1.3265	1.7204	1.551	1.88	1.32	1.52
9/6/2016	1.3011	1.7102	1.537	1.926	1.32	1.52
9/5/2016	1.2954	1.688	1.541	1.877	1.32	1.52
9/2/2016	1.2937	1.6892	1.531	1.905	1.32	1.52
9/1/2016	1.2706	1.6721	1.501	1.888	1.32	1.52
8/31/2016	1.288	1.6601	1.507	1.887	1.32	1.52
8/30/2016	1.3017	1.6476	1.52	1.874	1.33	1.52
8/29/2016	1.3123	1.6448	1.527	1.87	1.33	1.52
8/26/2016	1.3357	1.6605	1.548	1.886	1.33	1.53
8/25/2016	1.3508	1.6669	1.553	1.891	1.34	1.53
8/24/2016	1.3426	1.6571	1.545	1.882	1.34	1.53
8/23/2016	1.3482	1.6598	1.55	1.885	1.35	1.53
8/22/2016	1.3432	1.6518	1.54	1.87	1.35	1.54
8/19/2016	1.3538	1.6623	1.55	1.885	1.35	1.54
8/18/2016	1.3413	1.6552	1.544	1.883	1.36	1.54
8/17/2016	1.3196	1.6495	1.52	1.873	1.36	1.54
8/16/2016	1.2962	1.6503	1.498	1.872	1.36	1.55
8/15/2016	1.3121	1.6644	1.515	1.895	1.37	1.55
8/12/2016	1.3036	1.659	1.507	1.894	1.37	1.55
8/11/2016	1.3171	1.6754	1.522	1.91	1.37	1.56
8/10/2016	1.2864	1.6467	1.486	1.878	1.38	1.56
8/9/2016	1.3211	1.672	1.509	1.893	1.38	1.56
8/8/2016	1.3475	1.6807	1.535	1.897	1.39	1.57
8/5/2016	1.3481	1.6845	1.523	1.905	1.38	1.56
8/4/2016	1.317	1.6444	1.497	1.861	1.38	1.56
8/3/2016	1.2967	1.6257	1.479	1.85	1.38	1.57
8/2/2016	1.2627	1.607	1.449	1.833	1.39	1.57
8/1/2016	1.2804	1.6253	1.469	1.848	1.40	1.58
7/29/2016	1.324	1.6314	1.5	1.857	1.40	1.58
7/28/2016	1.3392	1.6465	1.526	1.878	1.41	1.59
7/27/2016	1.3213	1.6275	1.504	1.855	1.41	1.59
7/26/2016	1.3416	1.6288	1.527	1.857	1.41	1.59
7/25/2016	1.3475	1.6217	1.531	1.852	1.42	1.60
7/22/2016	1.3736	1.6284	1.559	1.854	1.42	1.60
7/21/2016	1.3898	1.6283	1.572	1.858	1.43	1.60
7/20/2016	1.4137	1.6363	1.592	1.867	1.43	1.61
7/19/2016	1.4143	1.6299	1.5875	1.8675	1.44	1.61
7/18/2016	1.452	1.6577	1.625	1.895	1.44	1.62
7/15/2016	1.4518	1.6526	1.636	1.897	1.44	1.62
7/14/2016	1.4567	1.636	1.634	1.875	1.45	1.62
7/13/2016	1.4383	1.6098	1.617	1.846	1.45	1.62
7/12/2016	1.4664	1.6115	1.649	1.852	1.45	1.62
7/11/2016	1.4225	1.5853	1.603	1.825	1.45	1.62
7/8/2016	1.4161	1.5803	1.599	1.817	1.45	1.63
7/7/2016	1.4201	1.5929	1.601	1.827	1.46	1.63
7/6/2016	1.4424	1.6077	1.616	1.845	1.46	1.63
7/5/2016	1.4023	1.5936	1.581	1.829	1.46	1.64
7/4/2016	1.447	1.6264	1.625	1.862	1.47	1.64
7/1/2016	1.447	1.6265	1.615	1.851	1.47	1.64
6/30/2016	1.4005	1.6081	1.571	1.838	1.47	1.64
6/29/2016	1.3888	1.6034	1.569	1.84	1.47	1.65
6/28/2016	1.3347	1.5783	1.515	1.813	1.48	1.65
6/27/2016	1.2851	1.5537	1.467	1.786	1.49	1.65
6/24/2016	1.3841	1.6212	1.568	1.848	1.49	1.66
6/23/2016	1.4953	1.6873	1.667	1.902	1.50	1.67
6/22/2016	1.4268	1.6299	1.599	1.851	1.50	1.67
6/21/2016	1.4227	1.6016	1.592	1.825	1.51	1.67
6/20/2016	1.4554	1.6064	1.627	1.83	1.51	1.67
6/17/2016	1.4465	1.5874	1.621	1.811	1.51	1.67
6/16/2016	1.4453	1.5848	1.623	1.807	1.51	1.68
6/15/2016	1.4753	1.6165	1.648	1.842	1.52	1.68
6/14/2016	1.461	1.5959	1.625	1.827	1.52	1.68
6/13/2016	1.4668	1.6277	1.636	1.858	1.52	1.68
6/10/2016	1.5133	1.6748	1.683	1.903	1.52	1.68
6/9/2016	1.5456	1.7049	1.704	1.936	1.53	1.68

Docket No. EL18-\_\_\_\_  
**Volume 4A**  
**Section 6**

6/8/2016	1.5632	1.7336	1.729	1.961	1.53	1.69
6/7/2016	1.5442	1.7245	1.706	1.95	1.53	1.69
6/6/2016	1.5123	1.7128	1.684	1.944	1.53	1.69
6/3/2016	1.4774	1.6874	1.654	1.918	1.53	1.69
6/2/2016	1.5006	1.7093	1.673	1.941	1.54	1.69
6/1/2016	1.4928	1.7235	1.67	1.957	1.54	1.69
5/31/2016	1.4885	1.7421	1.666	1.974	1.54	1.69
5/30/2016	1.522	1.7742	1.697	2.005	1.54	1.69
5/27/2016	1.5236	1.7743	1.712	2.005	1.54	1.69
5/26/2016	1.5231	1.7712	1.696	2.003	1.53	1.69
5/25/2016	1.5367	1.7797	1.711	2.009	1.53	1.68
5/24/2016	1.5129	1.7597	1.688	1.982	1.53	1.68
5/23/2016	1.4972	1.7454	1.651	1.953	1.52	1.68
5/20/2016	1.5078	1.7542	1.654	1.964	1.52	1.68
5/19/2016	1.5142	1.7701	1.655	1.977	1.52	1.68
5/18/2016	1.5381	1.795	1.674	1.993	1.52	1.68
5/17/2016	1.5611	1.7984	1.701	2.001	1.51	1.67
5/16/2016	1.5437	1.7887	1.697	2.006	1.51	1.67
5/13/2016	1.5211	1.7707	1.67	1.993	1.51	1.67
5/12/2016	1.5406	1.7804	1.685	2	1.51	1.67
5/11/2016	1.5319	1.7645	1.677	1.982	1.51	1.67
5/10/2016	1.5414	1.7785	1.68	1.994	1.50	1.67
5/9/2016	1.5057	1.7532	1.648	1.968	1.50	1.68
5/6/2016	1.5287	1.768	1.674	1.985	1.50	1.68
5/5/2016	1.5349	1.78	1.685	2.004	1.50	1.68
5/4/2016	1.5282	1.7789	1.684	2.007	1.50	1.67
5/3/2016	1.5521	1.7906	1.699	2.015	1.49	1.67
5/2/2016	1.5843	1.8353	1.737	2.065	1.49	1.67
4/29/2016	1.5984	1.844	1.748	2.067	1.49	1.67
4/28/2016	1.6206	1.8257	1.766	2.043	1.49	1.66
4/27/2016	1.5833	1.8089	1.715	2.019	1.48	1.66
4/26/2016	1.569	1.8063	1.705	2.019	1.48	1.66
4/25/2016	1.5486	1.7836	1.688	1.998	1.48	1.66
4/22/2016	1.5551	1.787	1.699	2.013	1.47	1.65
4/21/2016	1.5123	1.781	1.69	1.973	1.47	1.65
4/20/2016	1.4924	1.7784	1.675	1.975	1.46	1.64
4/19/2016	1.4655	1.7761	1.6525	1.9924	1.46	1.64
4/18/2016	1.4137	1.7422	1.603	1.955	1.46	1.64
4/15/2016	1.4152	1.7197	1.598	1.928	1.46	1.64
4/14/2016	1.4273	1.7167	1.615	1.9349	1.45	1.64
4/13/2016	1.4454	1.7176	1.637	1.952	1.45	1.63
4/12/2016	1.4413	1.7191	1.63	1.943	1.45	1.63
4/11/2016	1.4408	1.7169	1.625	1.943	1.45	1.63
4/8/2016	1.4577	1.744	1.646	1.978	1.44	1.62
4/7/2016	1.4408	1.738	1.632	1.975	1.44	1.62
4/6/2016	1.4679	1.7665	1.66	1.996	1.43	1.61
4/5/2016	1.4528	1.7593	1.648	1.99	1.42	1.60
4/4/2016	1.501	1.7968	1.692	2.014	1.41	1.59
4/1/2016	1.5068	1.7943	1.697	2.003	1.40	1.58
3/31/2016	1.5107	1.7879	1.703	2.003	1.38	1.57
3/30/2016	1.5423	1.8029	1.733	2.022	1.37	1.55
3/29/2016	1.4929	1.7645	1.697	1.988	1.35	1.54
3/28/2016	1.4306	1.7158	1.629	1.942	1.34	1.52
3/25/2016	1.4384	1.7282	1.63	1.97	1.32	1.51
3/24/2016	1.4423	1.7282	1.616	1.941	1.31	1.50
3/23/2016	1.4602	1.7488	1.625	1.956	1.29	1.48
3/22/2016	1.5159	1.7771	1.682	1.982	1.28	1.47
3/21/2016	1.5299	1.7779	1.695	1.977	1.26	1.45
3/18/2016	1.502	1.741	1.66	1.941	1.24	1.44
3/17/2016	1.4923	1.6993	1.652	1.9	1.22	1.42
3/16/2016	1.4798	1.6896	1.652	1.892	1.20	1.41
3/15/2016	1.3792	1.6224	1.551	1.824	1.19	1.40
3/14/2016	1.4056	1.6496	1.568	1.847	1.18	1.40
3/11/2016	1.4306	1.6658	1.601	1.869	1.17	1.39
3/10/2016	1.391	1.6384	1.558	1.846	1.17	1.39

Docket No. EL18-\_\_\_\_  
**Volume 4A**  
**Section 6**

3/9/2016	1.4007	1.6431	1.579	1.856	1.16	1.38
3/8/2016	1.3666	1.6227	1.548	1.834	1.15	1.38
3/7/2016	1.3806	1.6538	1.563	1.867	1.15	1.38
3/4/2016	1.3833	1.687	1.56	1.903	1.14	1.37
3/3/2016	1.3689	1.6817	1.563	1.895	1.13	1.36
3/2/2016	1.3461	1.6908	1.539	1.897	1.12	1.36
3/1/2016	1.3278	1.6707	1.524	1.892	1.11	1.35
2/29/2016	1.2628	1.6146	1.454	1.83	1.10	1.35
2/26/2016	1.2388	1.5987	1.433	1.815	1.10	1.35
2/25/2016	1.2047	1.5892	1.402	1.808	1.09	1.34
2/24/2016	1.1724	1.5754	1.375	1.789	1.09	1.34
2/23/2016	1.1252	1.5558	1.323	1.753	1.09	1.35
2/22/2016	1.1125	1.5425	1.315	1.747	1.09	1.35
2/19/2016	1.0635	1.5126	1.289	1.729	1.09	1.35
2/18/2016	1.0193	1.4679	1.25	1.707	1.10	1.36
2/17/2016	1.0502	1.508	1.28	1.744	1.10	1.37
2/16/2016	1.0282	1.4929	1.272	1.728	1.11	1.38
2/15/2016	1.0377	1.5093	1.27	1.743	1.12	1.39
2/12/2016	1.0377	1.5093	1.279	1.744	1.13	1.40
2/11/2016	0.9608	1.4771	1.213	1.731	1.13	1.41
2/10/2016	0.9524	1.4714	1.215	1.737	1.15	1.43
2/9/2016	0.9481	1.4779	1.235	1.748	1.16	1.44
2/8/2016	0.9746	1.4926	1.248	1.739	1.17	1.45
2/5/2016	1.0736	1.5726	1.329	1.821	1.18	1.47
2/4/2016	1.1259	1.6134	1.386	1.847	1.18	1.47
2/3/2016	1.1489	1.6162	1.407	1.856	1.19	1.48
2/2/2016	1.132	1.5633	1.389	1.817	1.19	1.49
2/1/2016	1.1857	1.604	1.438	1.857	1.19	1.49
1/29/2016	1.1981	1.6062	1.452	1.869	1.19	1.50
1/28/2016	1.1947	1.6006	1.459	1.868	1.19	1.50
1/27/2016	1.1681	1.5916	1.44	1.855	1.19	1.50
1/26/2016	1.1395	1.5599	1.406	1.826	1.20	1.51
1/25/2016	1.1182	1.5438	1.394	1.809	1.20	1.51
1/22/2016	1.1309	1.5468	1.419	1.831	1.20	1.52
1/21/2016	1.0663	1.506	1.35	1.782	1.20	1.52
1/20/2016	1.0895	1.5043	1.366	1.779	1.20	1.53
1/19/2016	1.1258	1.558	1.4	1.84	1.21	1.53
1/18/2016	1.1088	1.5536	1.37	1.82	1.21	1.54
1/15/2016	1.1088	1.5536	1.3825	1.8199	1.22	1.54
1/14/2016	1.1841	1.6181	1.467	1.88	1.22	1.55
1/13/2016	1.1567	1.6001	1.433	1.856	1.23	1.56
1/12/2016	1.17	1.6169	1.44	1.878	1.23	1.57
1/11/2016	1.1904	1.6528	1.491	1.96	1.24	1.57
1/8/2016	1.2177	1.667	1.521	1.968	1.24	1.58
1/7/2016	1.225	1.68	1.531	1.97	1.24	1.58
1/6/2016	1.2426	1.7359	1.56	2.034	1.25	1.58
1/5/2016	1.2856	1.7573	1.608	2.058	1.25	1.59
1/4/2016	1.2832	1.7536	1.617	2.054	1.25	1.59
1/1/2016	1.2809	1.7613	1.626	2.0642	1.25	1.59
12/31/2015	1.2809	1.762	1.632	2.062	1.25	1.59
12/30/2015	1.2519	1.7652	1.603	2.064	1.25	1.59
12/29/2015	1.2513	1.7518	1.604	2.051	1.25	1.58
12/28/2015	1.2316	1.7254	1.572	2.023	1.25	1.58
12/25/2015	1.2455	1.7257	1.5843	2.0279	1.25	1.58
12/24/2015	1.2455	1.7257	1.578	2.02	1.25	1.58
12/23/2015	1.24	1.7207	1.586	2.025	1.25	1.58
12/22/2015	1.1937	1.6769	1.531	1.972	1.25	1.57
12/21/2015	1.1812	1.6613	1.519	1.957	1.25	1.57
12/18/2015	1.2099	1.6747	1.549	1.971	1.25	1.57
12/17/2015	1.2077	1.676	1.568	1.975	1.26	1.57
12/16/2015	1.1844	1.6964	1.538	1.993	1.26	1.57
12/15/2015	1.2083	1.7012	1.5589	1.9946	1.26	1.57
12/14/2015	1.1628	1.6754	1.513	1.971	1.26	1.57
12/11/2015	1.1631	1.685	1.51	1.959	1.26	1.57
12/10/2015	1.2202	1.7486	1.55	2.023	1.27	1.57

Docket No. EL18-\_\_\_\_  
**Volume 4A**  
**Section 6**

12/9/2015	1.2223	1.7679	1.541	2.042	1.27	1.57
12/8/2015	1.2536	1.7968	1.585	2.071	1.26	1.57
12/7/2015	1.2566	1.7961	1.582	2.069	1.26	1.56
12/4/2015	1.3082	1.8319	1.637	2.11	1.26	1.56
12/3/2015	1.3423	1.827	1.679	2.107	1.25	1.55
12/2/2015	1.2858	1.7818	1.623	2.054	1.24	1.54
12/1/2015	1.2972	1.7998	1.63	2.079	1.24	1.54
11/30/2015	1.2922	1.8148	1.617	2.079	1.23	1.53
11/27/2015	1.3093	1.8278	1.631	2.072	1.23	1.52
11/26/2015	1.3124	1.8292	1.6309	2.0774	1.22	1.51
11/25/2015	1.3124	1.8297	1.632	2.067	1.22	1.51
11/24/2015	1.3203	1.832	1.6305	2.0785	1.21	1.50
11/23/2015	1.2979	1.8375	1.6053	2.0775	1.21	1.49
11/20/2015	1.2956	1.8337	1.599	2.072	1.20	1.49
11/19/2015	1.2603	1.8101	1.571	2.046	1.20	1.48
11/18/2015	1.2408	1.8001	1.549	2.04	1.20	1.48
11/17/2015	1.2142	1.7878	1.529	2.034	1.20	1.48
11/16/2015	1.1997	1.7732	1.4958	2.0116	1.20	1.48
11/13/2015	1.2097	1.7858	1.5	2.028	1.20	1.48
11/12/2015	1.2406	1.799	1.529	2.041	1.20	1.47
11/11/2015	1.2535	1.8056	1.532	2.042	1.19	1.47
11/10/2015	1.2571	1.8052	1.5278	2.0344	1.19	1.47
11/9/2015	1.2827	1.8177	1.552	2.052	1.18	1.46
11/6/2015	1.2573	1.803	1.525	2.038	1.17	1.45
11/5/2015	1.2401	1.7711	1.518	2.006	1.16	1.44
11/4/2015	1.2552	1.7822	1.538	2.02	1.16	1.43
11/3/2015	1.2728	1.7888	1.564	2.029	1.15	1.43
11/2/2015	1.2206	1.7828	1.51	2.023	1.15	1.42
10/30/2015	1.1916	1.7597	1.473	2	1.15	1.42
10/29/2015	1.1804	1.756	1.461	1.994	1.15	1.42
10/28/2015	1.1362	1.7042	1.427	1.94	1.15	1.42
10/27/2015	1.1399	1.707	1.431	1.956	1.15	1.42
10/26/2015	1.1458	1.7111	1.43	1.963	1.15	1.42
10/23/2015	1.1796	1.734	1.468	1.989	1.16	1.42
10/22/2015	1.1365	1.696	1.422	1.944	1.16	1.42
10/21/2015	1.1199	1.6603	1.398	1.912	1.16	1.42
10/20/2015	1.1529	1.6949	1.436	1.947	1.16	1.42
10/19/2015	1.1241	1.6513	1.396	1.903	1.16	1.42
10/16/2015	1.1576	1.6575	1.426	1.913	1.17	1.42
10/15/2015	1.16	1.6807	1.431	1.936	1.17	1.42
10/14/2015	1.1303	1.6787	1.4	1.929	1.17	1.42
10/13/2015	1.1691	1.7006	1.433	1.951	1.17	1.42
10/12/2015	1.2064	1.7175	1.477	2.006	1.17	1.43
10/9/2015	1.2056	1.7183	1.479	1.973	1.17	1.43
10/8/2015	1.2508	1.7467	1.539	2.003	1.17	1.43
10/7/2015	1.2139	1.7307	1.492	1.979	1.18	1.43
10/6/2015	1.2053	1.7049	1.48	1.946	1.18	1.43
10/5/2015	1.1763	1.6994	1.449	1.924	1.17	1.42
10/2/2015	1.1522	1.6747	1.426	1.895	1.17	1.42
10/1/2015	1.1241	1.6532	1.399	1.878	1.17	1.42
9/30/2015	1.0754	1.6293	1.331	1.842	1.17	1.42
9/29/2015	1.0306	1.6049	1.274	1.821	1.18	1.42
9/28/2015	0.9963	1.6214	1.244	1.856	1.18	1.43
9/25/2015	1.0868	1.6695	1.333	1.907	1.19	1.43
9/24/2015	1.1153	1.7049	1.358	1.94	1.20	1.44
9/23/2015	1.1625	1.7258	1.4033	1.9575	1.20	1.44
9/22/2015	1.171	1.728	1.424	1.97	1.21	1.45
9/21/2015	1.1973	1.7503	1.442	1.99	1.21	1.45
9/18/2015	1.1946	1.7694	1.444	2.015	1.21	1.45
9/17/2015	1.2332	1.7858	1.483	2.03	1.22	1.46
9/16/2015	1.2205	1.7941	1.474	2.045	1.22	1.46
9/15/2015	1.2066	1.803	1.457	2.047	1.22	1.46
9/14/2015	1.1899	1.7896	1.438	2.034	1.23	1.47
9/11/2015	1.2177	1.8048	1.454	2.049	1.23	1.47
9/10/2015	1.2237	1.8122	1.459	2.051	1.24	1.48



Docket No. EL18-\_\_\_\_  
**Volume 4A**  
**Section 6**

9/9/2015	1.1838	1.7794	1.42	2.023	1.24	1.48
9/8/2015	1.1785	1.759	1.416	2.005	1.25	1.49
9/7/2015	1.1622	1.7455	1.43	2.005	1.26	1.50
9/4/2015	1.1622	1.7448	1.412	2	1.27	1.51
9/3/2015	1.1978	1.7627	1.446	2.016	1.28	1.51
9/2/2015	1.2188	1.7761	1.472	2.026	1.28	1.52
9/1/2015	1.2244	1.7881	1.476	2.038	1.29	1.53
8/31/2015	1.2938	1.8332	1.545	2.089	1.30	1.54
8/28/2015	1.2657	1.8324	1.516	2.09	1.31	1.54
8/27/2015	1.2288	1.8082	1.487	2.062	1.32	1.55
8/26/2015	1.1502	1.7575	1.392	1.997	1.33	1.56
8/25/2015	1.1636	1.7306	1.404	1.967	1.35	1.58
8/24/2015	1.1137	1.6875	1.352	1.921	1.36	1.59
8/21/2015	1.1605	1.7228	1.388	1.955	1.38	1.61
8/20/2015	1.1853	1.7566	1.405	1.984	1.39	1.62
8/19/2015	1.1927	1.773	1.413	2.004	1.41	1.64
8/18/2015	1.2351	1.7953	1.453	2.027	1.42	1.65
8/17/2015	1.2391	1.7951	1.462	2.038	1.43	1.66
8/14/2015	1.2813	1.815	1.505	2.052	1.45	1.67
8/13/2015	1.2874	1.8127	1.515	2.048	1.46	1.69
8/12/2015	1.287	1.8031	1.514	2.038	1.47	1.70
8/11/2015	1.3139	1.8234	1.537	2.057	1.49	1.71
8/10/2015	1.3423	1.8549	1.567	2.087	1.50	1.72
8/7/2015	1.2949	1.8261	1.521	2.057	1.51	1.73
8/6/2015	1.3186	1.8438	1.549	2.079	1.52	1.75
8/5/2015	1.3279	1.8603	1.57	2.093	1.54	1.76
8/4/2015	1.3319	1.8658	1.578	2.09	1.55	1.77
8/3/2015	1.3278	1.8667	1.576	2.096	1.56	1.78
7/31/2015	1.3999	1.9031	1.629	2.124	1.58	1.79
7/30/2015	1.4317	1.9215	1.665	2.149	1.59	1.80
7/29/2015	1.4274	1.9316	1.6639	2.1602	1.59	1.81
7/28/2015	1.3907	1.9199	1.6332	2.1481	1.60	1.81
7/27/2015	1.3823	1.9122	1.6151	2.1384	1.62	1.82
7/24/2015	1.424	1.9294	1.654	2.158	1.63	1.83
7/23/2015	1.479	1.9414	1.7007	2.1767	1.64	1.84
7/22/2015	1.5134	1.9752	1.7383	2.2053	1.64	1.84
7/21/2015	1.5391	1.9896	1.764	2.222	1.65	1.85
7/20/2015	1.5427	1.9909	1.772	2.225	1.65	1.85
7/17/2015	1.5552	1.9957	1.777	2.228	1.66	1.85
7/16/2015	1.5696	2.0064	1.787	2.243	1.66	1.86
7/15/2015	1.5726	2.012	1.794	2.252	1.67	1.86
7/14/2015	1.5934	2.0279	1.814	2.265	1.67	1.86
7/13/2015	1.6106	2.0406	1.82	2.276	1.67	1.86
7/10/2015	1.6283	2.0402	1.836	2.284	1.67	1.86
7/9/2015	1.6156	2.0077	1.826	2.252	1.67	1.86
7/8/2015	1.5861	1.9977	1.798	2.243	1.67	1.86
7/7/2015	1.6135	2.0356	1.822	2.276	1.67	1.85
7/6/2015	1.6277	2.0468	1.843	2.296	1.67	1.85
7/3/2015	1.6869	2.0603	1.9	2.3045	1.67	1.85
7/2/2015	1.6869	2.0603	1.896	2.31	1.67	1.85
7/1/2015	1.6797	2.0517	1.889	2.307	1.67	1.85
6/30/2015	1.6742	2.0282	1.879	2.277	1.67	1.84
6/29/2015	1.659	2.0221	1.862	2.267	1.67	1.84
6/26/2015	1.7036	2.0664	1.909	2.31	1.67	1.84
6/25/2015	1.6951	2.0557	1.885	2.282	1.67	1.84
6/24/2015	1.7044	2.0546	1.881	2.267	1.67	1.84
6/23/2015	1.717	2.0576	1.895	2.274	1.67	1.84
6/22/2015	1.6967	2.0514	1.869	2.265	1.66	1.83
6/19/2015	1.6579	2.0113	1.839	2.225	1.66	1.83
6/18/2015	1.7097	2.0318	1.884	2.246	1.66	1.83
6/17/2015	1.7344	2.035	1.91	2.246	1.66	1.83
6/16/2015	1.7118	2.0293	1.884	2.241	1.66	1.83
6/15/2015	1.6749	2.0039	1.843	2.223	1.66	1.83
6/12/2015	1.684	1.9779	1.859	2.194	1.66	1.83
6/11/2015	1.6785	1.965	1.846	2.172	1.67	1.83

Docket No. EL18-\_\_\_\_  
**Volume 4A**  
**Section 6**

6/10/2015	1.7037	1.9882	1.87	2.199	1.67	1.83
6/9/2015	1.702	1.9994	1.867	2.207	1.67	1.83
6/8/2015	1.6785	1.9917	1.847	2.2	1.67	1.83
6/5/2015	1.6846	1.9953	1.853	2.202	1.67	1.83
6/4/2015	1.6248	1.9663	1.799	2.172	1.67	1.83
6/3/2015	1.6539	1.9777	1.827	2.182	1.67	1.83
6/2/2015	1.6348	1.9649	1.818	2.17	1.68	1.84
6/1/2015	1.5976	1.9473	1.78	2.149	1.68	1.84
5/29/2015	1.606	1.9591	1.791	2.154	1.68	1.84
5/28/2015	1.5742	1.9455	1.747	2.134	1.68	1.84
5/27/2015	1.5859	1.9498	1.747	2.137	1.69	1.85
5/26/2015	1.6187	1.9841	1.777	2.169	1.69	1.85
5/25/2015	1.6837	2.0176	1.85	2.2	1.69	1.85
5/22/2015	1.6837	2.0167	1.848	2.207	1.69	1.85
5/21/2015	1.6583	2.0027	1.815	2.189	1.69	1.85
5/20/2015	1.6804	2.0266	1.838	2.214	1.68	1.84
5/19/2015	1.6519	2.0205	1.811	2.209	1.68	1.84
5/18/2015	1.6714	2.0254	1.847	2.22	1.68	1.84
5/15/2015	1.659	2.0135	1.823	2.21	1.68	1.84
5/14/2015	1.68	2.0298	1.835	2.22	1.68	1.84
5/13/2015	1.6953	2.0417	1.843	2.229	1.68	1.84
5/12/2015	1.6799	2.0401	1.828	2.225	1.68	1.84
5/11/2015	1.6721	2.0378	1.816	2.226	1.68	1.84
5/8/2015	1.6767	2.0207	1.82	2.21	1.67	1.83
5/7/2015	1.6873	2.0299	1.84	2.22	1.67	1.83
5/6/2015	1.7189	2.0417	1.868	2.235	1.67	1.83
5/5/2015	1.7449	2.0496	1.901	2.24	1.66	1.82
5/4/2015	1.7212	2.037	1.862	2.223	1.66	1.82
5/1/2015	1.7457	2.0551	1.896	2.248	1.65	1.81
4/30/2015	1.7349	2.0172	1.88	2.22	1.65	1.81
4/29/2015	1.7268	2.0099	1.88	2.218	1.64	1.80
4/28/2015	1.7014	1.9846	1.871	2.191	1.63	1.79
4/27/2015	1.7073	1.991	1.872	2.199	1.62	1.78
4/24/2015	1.7028	1.9818	1.8669	2.1912	1.61	1.77
4/23/2015	1.7048	1.9812	1.874	2.201	1.60	1.76
4/22/2015	1.6911	1.9725	1.862	2.193	1.59	1.75
4/21/2015	1.6671	1.9655	1.84	2.198	1.59	1.75
4/20/2015	1.6953	1.9791	1.874	2.214	1.58	1.74
4/17/2015	1.7016	1.9811	1.872	2.217	1.57	1.74
4/16/2015	1.6549	1.9435	1.829	2.178	1.57	1.73
4/15/2015	1.6524	1.9223	1.821	2.151	1.57	1.73
4/14/2015	1.614	1.8994	1.77	2.123	1.57	1.73
4/13/2015	1.6069	1.9057	1.76	2.13	1.57	1.73
4/10/2015	1.6144	1.9199	1.754	2.138	1.57	1.73
4/9/2015	1.6274	1.9337	1.778	2.163	1.57	1.73
4/8/2015	1.6346	1.9065	1.786	2.145	1.57	1.74
4/7/2015	1.6736	1.9231	1.824	2.17	1.57	1.74
4/6/2015	1.6815	1.9113	1.84	2.15	1.56	1.73
4/3/2015	1.6424	1.9181	1.777	2.14	1.55	1.72
4/2/2015	1.6232	1.9033	1.778	2.143	1.55	1.72
4/1/2015	1.6342	1.8826	1.804	2.119	1.54	1.72
3/31/2015	1.5776	1.8723	1.75	2.11	1.54	1.71
3/30/2015	1.5518	1.8762	1.722	2.123	1.53	1.71
3/27/2015	1.586	1.9034	1.7403	2.142	1.53	1.71
3/26/2015	1.6376	1.9352	1.79	2.148	1.53	1.71
3/25/2015	1.6224	1.9376	1.7615	2.15	1.52	1.71
3/24/2015	1.5604	1.9149	1.71	2.13	1.51	1.70
3/23/2015	1.4986	1.8988	1.6625	2.106	1.51	1.70
3/20/2015	1.519	1.8991	1.6848	2.104	1.51	1.70
3/19/2015	1.5195	1.8993	1.68	2.099	1.51	1.70
3/18/2015	1.4882	1.8735	1.64	2.09	1.51	1.70
3/17/2015	1.3794	1.8049	1.54	2.023	1.51	1.71
3/16/2015	1.4051	1.8131	1.58	2.033	1.51	1.71
3/13/2015	1.4382	1.8314	1.617	2.056	1.51	1.72
3/12/2015	1.4804	1.8481	1.6677	2.067	1.51	1.72

Docket No. EL18-\_\_\_\_  
**Volume 4A**  
**Section 6**

3/11/2015	1.5101	1.8657	1.69	2.085	1.51	1.72
3/10/2015	1.5092	1.8794	1.69	2.11	1.50	1.72
3/9/2015	1.5593	1.9218	1.73	2.152	1.50	1.71
3/6/2015	1.626	1.9771	1.81	2.244	1.49	1.71
3/5/2015	1.6175	1.9868	1.82	2.252	1.48	1.70
3/4/2015	1.6677	1.9876	1.829	2.234	1.47	1.69
3/3/2015	1.6702	1.982	1.82	2.247	1.45	1.68
3/2/2015	1.6204	1.9332	1.79	2.21	1.44	1.67
2/27/2015	1.6414	1.9265	1.81	2.22	1.42	1.65
2/26/2015	1.5683	1.9122	1.77	2.214	1.41	1.64
2/25/2015	1.4822	1.8724	1.6704	2.188	1.39	1.63
2/24/2015	1.4439	1.876	1.64	2.191	1.38	1.62
2/23/2015	1.457	1.8771	1.67	2.197	1.37	1.62
2/20/2015	1.4881	1.9028	1.71	2.229	1.36	1.60
2/19/2015	1.4861	1.9041	1.71	2.23	1.35	1.59
2/18/2015	1.4651	1.8715	1.69	2.198	1.34	1.59
2/17/2015	1.4813	1.86	1.71	2.186	1.33	1.58
2/16/2015	1.4619	1.8234	1.67	2.15	1.32	1.57
2/13/2015	1.461	1.8238	1.69	2.149	1.30	1.56
2/12/2015	1.4248	1.7862	1.66	2.116	1.29	1.55
2/11/2015	1.4343	1.8186	1.67	2.146	1.29	1.55
2/10/2015	1.4459	1.8448	1.69	2.174	1.28	1.54
2/9/2015	1.4784	1.8505	1.73	2.182	1.27	1.54
2/6/2015	1.4804	1.8301	1.72	2.16	1.26	1.53
2/5/2015	1.4687	1.7804	1.73	2.112	1.25	1.52
2/4/2015	1.4666	1.7789	1.73	2.112	1.24	1.51
2/3/2015	1.5115	1.7478	1.77	2.069	1.23	1.50
2/2/2015	1.4176	1.7145	1.65	2.026	1.22	1.50
1/30/2015	1.3815	1.7245	1.63	2.03	1.21	1.49
1/29/2015	1.3629	1.7328	1.62	2.045	1.21	1.49
1/28/2015	1.3102	1.7264	1.56	2.044	1.20	1.49
1/27/2015	1.3653	1.7565	1.62	2.074	1.20	1.48
1/26/2015	1.3029	1.7524	1.55	2.069	1.19	1.48
1/23/2015	1.2685	1.7565	1.51	2.077	1.18	1.48
1/22/2015	1.243	1.7562	1.5	2.077	1.18	1.47
1/21/2015	1.2273	1.7269	1.46	2.045	1.17	1.47
1/20/2015	1.1991	1.7537	1.45	2.08	1.18	1.48
1/19/2015	1.2134	1.7651	1.46	2.13	1.18	1.48
1/16/2015	1.2096	1.7653	1.46	2.09	1.18	1.49
1/15/2015	1.1767	1.773	1.4333	2.102	1.18	1.49
1/14/2015	1.1455	1.7695	1.39	2.104	1.19	1.50
1/13/2015	1.1047	1.7526	1.37	2.08	1.20	1.51
1/12/2015	1.1142	1.7916	1.4	2.13	1.21	1.53
1/9/2015	1.1784	1.8248	1.46	2.16	1.22	1.54
1/8/2015	1.1834	1.8539	1.47	2.197	1.23	1.55
1/7/2015	1.1263	1.8271	1.44	2.191	1.23	1.56
1/6/2015	1.0674	1.8217	1.38	2.187	1.25	1.57
1/5/2015	1.159	1.877	1.47	2.235	1.26	1.58
1/2/2015	1.2418	1.9173	1.5499	2.268	1.27	1.60
1/1/2015	1.2068	1.9039	1.5022	2.2382	1.28	1.61
12/31/2014	1.2068	1.9041	1.53	2.261	1.29	1.62
12/30/2014	1.1631	1.8723	1.48	2.224	1.30	1.63
12/29/2014	1.1534	1.8927	1.47	2.26	1.31	1.64
12/26/2014	1.1866	1.9131	1.51	2.288	1.33	1.65
12/25/2014	1.2002	1.9135	1.5168	2.2731	1.34	1.67
12/24/2014	1.2002	1.9135	1.52	2.287	1.35	1.68
12/23/2014	1.2263	1.9265	1.551	2.307	1.36	1.69
12/22/2014	1.2237	1.9192	1.55	2.297	1.38	1.71
12/19/2014	1.198	1.9115	1.5184	2.29	1.39	1.72
12/18/2014	1.1685	1.9004	1.49	2.281	1.40	1.74
12/17/2014	1.1599	1.9179	1.498	2.305	1.42	1.75
12/16/2014	1.1519	1.916	1.4806	2.301	1.44	1.77
12/15/2014	1.1288	1.9009	1.45	2.286	1.45	1.78
12/12/2014	1.1431	1.8975	1.46	2.28	1.46	1.80
12/11/2014	1.2392	1.9475	1.555	2.33	1.48	1.81

Docket No. EL18-\_\_\_\_  
**Volume 4A**  
**Section 6**

12/10/2014	1.2768	1.952	1.6	2.332	1.49	1.83
12/9/2014	1.3267	1.9725	1.66	2.351	1.50	1.84
12/8/2014	1.3049	1.9638	1.629	2.344	1.51	1.85
12/5/2014	1.3587	1.9854	1.6827	2.37	1.51	1.85
12/4/2014	1.3782	1.9823	1.71	2.371	1.52	1.86
12/3/2014	1.3906	1.9858	1.7177	2.383	1.52	1.87
12/2/2014	1.3842	1.9883	1.713	2.393	1.53	1.87
12/1/2014	1.4197	1.9896	1.76	2.39	1.53	1.88
11/28/2014	1.398	1.9727	1.74	2.38	1.54	1.88
11/27/2014	1.4746	1.9975	1.805	2.3988	1.54	1.89
11/26/2014	1.4746	1.9975	1.808	2.414	1.54	1.89
11/25/2014	1.4856	2.0052	1.834	2.423	1.54	1.89
11/24/2014	1.5255	2.0318	1.85	2.442	1.54	1.89
11/21/2014	1.5293	2.0233	1.86	2.432	1.54	1.89
11/20/2014	1.5139	2.0133	1.841	2.419	1.54	1.89
11/19/2014	1.4958	2.007	1.81	2.423	1.55	1.90
11/18/2014	1.5276	2.0259	1.86	2.452	1.55	1.90
11/17/2014	1.5325	2.0409	1.8699	2.469	1.55	1.91
11/14/2014	1.5567	2.0635	1.8949	2.49	1.56	1.91
11/13/2014	1.5421	2.0619	1.88	2.493	1.56	1.91
11/12/2014	1.601	2.0823	1.946	2.522	1.56	1.91
11/11/2014	1.6193	2.1082	1.9623	2.5395	1.56	1.92
11/10/2014	1.6193	2.1082	1.96	2.545	1.56	1.92
11/7/2014	1.6163	2.1041	1.97	2.54	1.56	1.92
11/6/2014	1.6104	2.107	1.95	2.545	1.56	1.92
11/5/2014	1.5853	2.0936	1.928	2.531	1.57	1.92
11/4/2014	1.5536	2.0792	1.91	2.516	1.57	1.92
11/3/2014	1.5728	2.0839	1.92	2.52	1.57	1.93
10/31/2014	1.5679	2.0844	1.92	2.523	1.58	1.93
10/30/2014	1.5346	2.0777	1.9	2.51	1.58	1.93
10/29/2014	1.529	2.0805	1.9	2.523	1.58	1.94
10/28/2014	1.5313	2.0785	1.89	2.519	1.59	1.94
10/27/2014	1.5047	2.0615	1.86	2.5	1.59	1.95
10/24/2014	1.5144	2.0639	1.87	2.51	1.61	1.96
10/23/2014	1.5222	2.0632	1.88	2.49	1.62	1.96
10/22/2014	1.5238	2.0584	1.877	2.49	1.63	1.97
10/21/2014	1.5299	2.0539	1.89	2.49	1.64	1.98
10/20/2014	1.5173	2.0518	1.87	2.492	1.65	1.99
10/17/2014	1.5271	2.0734	1.8853	2.507	1.65	2.00
10/16/2014	1.4789	2.0493	1.85	2.487	1.67	2.01
10/15/2014	1.4391	2.0368	1.8	2.486	1.68	2.02
10/14/2014	1.5207	2.0649	1.88	2.505	1.69	2.04
10/13/2014	1.6015	2.0952	1.95	2.57	1.70	2.05
10/10/2014	1.6015	2.0949	1.9596	2.53	1.71	2.05
10/9/2014	1.6108	2.1026	1.957	2.545	1.72	2.06
10/8/2014	1.6275	2.0981	1.98	2.538	1.73	2.07
10/7/2014	1.5886	2.05	1.94	2.501	1.74	2.08
10/6/2014	1.6038	2.078	1.96	2.527	1.75	2.09
10/3/2014	1.5986	2.0841	1.95	2.53	1.76	2.09
10/2/2014	1.6289	2.1046	1.966	2.556	1.77	2.10
10/1/2014	1.6403	2.099	1.9903	2.555	1.77	2.11
9/30/2014	1.6423	2.1073	1.994	2.557	1.78	2.12
9/29/2014	1.6482	2.0995	1.995	2.549	1.79	2.13
9/26/2014	1.6598	2.1203	2.0042	2.5737	1.80	2.13
9/25/2014	1.6784	2.1572	2.0164	2.6034	1.81	2.14
9/24/2014	1.6874	2.1771	2.019	2.616	1.82	2.15
9/23/2014	1.6657	2.1621	2.009	2.604	1.83	2.16
9/22/2014	1.6323	2.1468	1.9686	2.5907	1.84	2.17
9/19/2014	1.6616	2.1736	2.005	2.621	1.85	2.18
9/18/2014	1.6756	2.1862	2.048	2.654	1.86	2.19
9/17/2014	1.7126	2.216	2.053	2.651	1.87	2.20
9/16/2014	1.813	2.243	2.1438	2.68	1.88	2.21
9/15/2014	1.8195	2.2486	2.14	2.687	1.88	2.21
9/12/2014	1.8231	2.2486	2.15	2.685	1.89	2.22
9/11/2014	1.8147	2.251	2.144	2.69	1.89	2.22

Docket No. EL18-\_\_\_\_  
**Volume 4A**  
**Section 6**

9/10/2014	1.7883	2.2384	2.1384	2.6937	1.90	2.23
9/9/2014	1.8031	2.2411	2.1384	2.6937	1.91	2.23
9/8/2014	1.8205	2.2526	2.1478	2.697	1.92	2.24
9/5/2014	1.85	2.2575	2.177	2.6982	1.92	2.25
9/4/2014	1.8663	2.2594	2.1988	2.708	1.93	2.25
9/3/2014	1.8634	2.2565	2.1884	2.712	1.94	2.26
9/2/2014	1.8462	2.268	2.186	2.72	1.94	2.26
9/1/2014	1.8474	2.2398	2.189	2.68	1.95	2.26
8/29/2014	1.8509	2.2398	2.1852	2.6933	1.95	2.27
8/28/2014	1.8544	2.2502	2.1913	2.7026	1.96	2.27
8/27/2014	1.8784	2.2559	2.208	2.7066	1.96	2.28
8/26/2014	1.8803	2.2676	2.2078	2.712	1.97	2.28
8/25/2014	1.8711	2.2639	2.2016	2.711	1.98	2.29
8/22/2014	1.8749	2.267	2.202	2.7132	1.98	2.29
8/21/2014	1.9008	2.2739	2.2206	2.7202	1.99	2.30
8/20/2014	1.8849	2.2713	2.212	2.713	1.99	2.30
8/19/2014	1.8993	2.2754	2.2197	2.722	2.00	2.30
8/18/2014	1.9081	2.2854	2.2351	2.7336	2.01	2.31
8/15/2014	1.92	2.2837	2.2445	2.7312	2.01	2.31
8/14/2014	1.9431	2.2998	2.2631	2.7482	2.02	2.32
8/13/2014	1.9683	2.307	2.2857	2.756	2.02	2.32
8/12/2014	1.9606	2.312	2.2795	2.7593	2.03	2.32
8/11/2014	1.9717	2.3147	2.2854	2.7651	2.03	2.33
8/8/2014	1.9661	2.3208	2.2854	2.7651	2.03	2.33
8/7/2014	1.9653	2.3304	2.2837	2.7699	2.04	2.33
8/6/2014	1.9747	2.3324	2.2837	2.772	2.04	2.33
8/5/2014	1.9833	2.3353	2.2867	2.774	2.05	2.34
8/4/2014	1.9821	2.3386	2.2844	2.7746	2.05	2.34
8/1/2014	2.007	2.3532	2.3495	2.7885	2.05	2.34
7/31/2014	2.0379	2.3551	2.3495	2.7885	2.06	2.34
7/30/2014	2.0402	2.3545	2.3377	2.7815	2.06	2.34
7/29/2014	2.0236	2.3451	2.3242	2.766	2.06	2.34
7/28/2014	2.022	2.3489	2.3213	2.7759	2.06	2.34
7/25/2014	2.0222	2.3497	2.3276	2.7817	2.06	2.34
7/24/2014	2.0138	2.3492	2.3073	2.8	2.06	2.34
7/23/2014	1.9923	2.3313	2.2946	2.7763	2.06	2.34
7/22/2014	2.0037	2.3316	2.2991	2.781	2.06	2.34
7/21/2014	2.045	2.341	2.3315	2.793	2.06	2.33
7/18/2014	2.0379	2.3409	2.3219	2.7922	2.06	2.33
7/17/2014	2.0351	2.3405	2.3219	2.792	2.05	2.33
7/16/2014	2.0274	2.3412	2.3259	2.806	2.05	2.32
7/15/2014	2.0423	2.357	2.3259	2.814	2.05	2.32
7/14/2014	2.0617	2.3662	2.3501	2.821	2.05	2.32
7/11/2014	2.0644	2.3667	2.3512	2.8223	2.04	2.31
7/10/2014	2.0768	2.3686	2.354	2.831	2.04	2.31
7/9/2014	2.0697	2.3718	2.354	2.809	2.04	2.30
7/8/2014	2.0608	2.3514	2.3398	2.791	2.03	2.29
7/7/2014	2.0875	2.3595	2.361	2.8035	2.03	2.29
7/4/2014	2.1007	2.3625	2.372	2.8	2.03	2.28
7/3/2014	2.1007	2.3625	2.3779	2.8035	2.02	2.28
7/2/2014	2.0738	2.3427	2.3423	2.785	2.02	2.27
7/1/2014	2.0705	2.3416	2.3477	2.782	2.02	2.27
6/30/2014	2.0731	2.3464	2.3577	2.787	2.01	2.26
6/27/2014	2.0853	2.353	2.3577	2.7936	2.01	2.25
6/26/2014	2.0839	2.3501	2.3593	2.7935	2.01	2.25
6/25/2014	2.0896	2.3496	2.3918	2.7999	2.00	2.24
6/24/2014	2.1051	2.3569	2.3622	2.7852	2.00	2.23
6/23/2014	2.0917	2.3504	2.3639	2.771	1.99	2.23
6/20/2014	2.0926	2.3487	2.3622	2.7845	1.99	2.22
6/19/2014	2.0722	2.3346	2.3433	2.7666	1.98	2.21
6/18/2014	2.0456	2.3062	2.3017	2.7296	1.98	2.21
6/17/2014	2.0203	2.3008	2.3	2.7304	1.98	2.20
6/16/2014	1.982	2.2795	2.2476	2.719	1.97	2.19
6/13/2014	1.9784	2.2679	2.2405	2.6966	1.97	2.19
6/12/2014	2.0039	2.2681	2.2573	2.7094	1.97	2.19

Docket No. EL18-\_\_\_\_  
**Volume 4A**  
**Section 6**

6/11/2014	1.9959	2.2903	2.245	2.7099	1.97	2.18
6/10/2014	1.9899	2.292	2.2417	2.7099	1.97	2.18
6/9/2014	1.9948	2.2897	2.2408	2.7137	1.97	2.18
6/6/2014	1.969	2.2806	2.2221	2.7051	1.97	2.17
6/5/2014	1.964	2.274	2.2147	2.6956	1.97	2.17
6/4/2014	1.9426	2.2666	2.1973	2.6795	1.97	2.17
6/3/2014	1.9583	2.2751	2.1901	2.6881	1.97	2.17
6/2/2014	1.963	2.2858	2.2019	2.7036	1.97	2.17
5/30/2014	1.9772	2.2982	2.2016	2.7103	1.98	2.17
5/29/2014	1.9904	2.3109	2.2116	2.7206	1.97	2.17
5/28/2014	1.9824	2.2975	2.1956	2.704	1.97	2.17
5/27/2014	1.9847	2.3	2.1913	2.7034	1.97	2.17
5/26/2014	1.9984	2.3145	2.21	2.717	1.97	2.17
5/23/2014	1.9984	2.3144	2.2016	2.717	1.96	2.16
5/22/2014	2.0045	2.3169	2.2056	2.7155	1.96	2.16
5/21/2014	1.9729	2.2949	2.1571	2.6909	1.95	2.15
5/20/2014	1.9586	2.289	2.165	2.6901	1.94	2.15
5/19/2014	1.9604	2.2901	2.165	2.6901	1.94	2.15
5/16/2014	1.98	2.3066	2.2023	2.7243	1.94	2.14
5/15/2014	1.986	2.311	2.1642	2.7066	1.93	2.14
5/14/2014	1.9656	2.2982	2.16	2.71	1.93	2.14
5/13/2014	1.9285	2.2898	2.1284	2.6933	1.92	2.13
5/12/2014	1.9465	2.3003	2.14	2.6994	1.92	2.13
5/9/2014	1.9552	2.308	2.1473	2.7112	1.92	2.13
5/8/2014	1.9582	2.3067	2.143	2.7041	1.91	2.13
5/7/2014	1.9508	2.2954	2.1333	2.691	1.91	2.13
5/6/2014	1.9458	2.2923	2.1327	2.6901	1.91	2.13
5/5/2014	1.9705	2.3085	2.15	2.7	1.90	2.13
5/2/2014	1.9833	2.3135	2.1631	2.7177	1.90	2.12
5/1/2014	1.983	2.3154	2.1589	2.7134	1.90	2.12
4/30/2014	1.9814	2.3122	2.1535	2.7057	1.89	2.12
4/29/2014	1.9752	2.2989	2.1506	2.7087	1.89	2.12
4/28/2014	1.9817	2.3107	2.1769	2.7317	1.89	2.12
4/25/2014	1.998	2.3196	2.1891	2.7372	1.89	2.11
4/24/2014	2.0094	2.3231	2.1915	2.7373	1.89	2.11
4/23/2014	1.975	2.3202	2.1844	2.7398	1.88	2.11
4/22/2014	1.9732	2.3183	2.19	2.7293	1.88	2.11
4/21/2014	1.9723	2.3128	2.1918	2.7283	1.88	2.11
4/18/2014	1.95	2.3138	2.18	2.7375	1.88	2.11
4/17/2014	1.9468	2.3138	2.1789	2.7252	1.88	2.11
4/16/2014	1.8629	2.2911	2.11	2.7141	1.89	2.11
4/15/2014	1.8414	2.2775	2.09	2.7023	1.89	2.12
4/14/2014	1.8142	2.2848	2.0589	2.7098	1.90	2.12
4/11/2014	1.8207	2.2873	2.07	2.72	1.90	2.12
4/10/2014	1.8284	2.2868	2.08	2.7121	1.91	2.13
4/9/2014	1.8321	2.2897	2.0795	2.7121	1.91	2.13
4/8/2014	1.8162	2.2702	2.07	2.7021	1.91	2.13
4/7/2014	1.8235	2.2849	2.0794	2.72	1.92	2.13
4/4/2014	1.8388	2.2954	2.0794	2.7301	1.92	2.13
4/3/2014	1.8596	2.2937	2.0961	2.7213	1.92	2.14
4/2/2014	1.8623	2.2905	2.0942	2.7219	1.92	2.14
4/1/2014	1.8607	2.2901	2.09	2.7134	1.93	2.14
3/31/2014	1.8694	2.2763	2.095	2.715	1.93	2.14
3/28/2014	1.8631	2.2747	2.09	2.71	1.93	2.14
3/27/2014	1.8642	2.2855	2.095	2.7171	1.93	2.15
3/26/2014	1.8612	2.2926	2.09	2.731	1.93	2.15
3/25/2014	1.8674	2.2904	2.09	2.731	1.93	2.15
3/24/2014	1.8771	2.2872	2.1003	2.7299	1.94	2.15
3/21/2014	1.885	2.2812	2.0984	2.7266	1.94	2.16
3/20/2014	1.8797	2.2752	2.0783	2.7192	1.94	2.16
3/19/2014	1.9163	2.3018	2.1423	2.7479	1.94	2.16
3/18/2014	1.9451	2.3062	2.1423	2.7479	1.94	2.16
3/17/2014	1.9538	2.3117	2.1544	2.75	1.94	2.16
3/14/2014	1.9498	2.3027	2.1479	2.7458	1.94	2.16
3/13/2014	1.9421	2.2989	2.1829	2.75	1.94	2.16



Docket No. EL18-\_\_\_\_  
**Volume 4A**  
**Section 6**

3/12/2014	1.9759	2.3042	2.1829	2.756	1.93	2.16
3/11/2014	1.997	2.326	2.207	2.7892	1.93	2.16
3/10/2014	2.0076	2.3403	2.2065	2.785	1.93	2.16
3/7/2014	2.0121	2.352	2.1827	2.7798	1.92	2.16
3/6/2014	1.9761	2.3335	2.182	2.773	1.92	2.16
3/5/2014	1.9637	2.3187	2.171	2.774	1.91	2.16
3/4/2014	1.9615	2.3029	2.17	2.75	1.91	2.16
3/3/2014	1.9602	2.287	2.165	2.738	1.91	2.16
2/28/2014	1.9483	2.2838	2.1276	2.73	1.91	2.16
2/27/2014	1.928	2.2518	2.1468	2.735	1.90	2.16
2/26/2014	1.9316	2.2591	2.1478	2.707	1.90	2.16
2/25/2014	1.925	2.2627	2.1478	2.716	1.90	2.15
2/24/2014	1.916	2.2634	2.15	2.719	1.90	2.15
2/21/2014	1.898	2.2518	2.125	2.7217	1.90	2.15
2/20/2014	1.9003	2.2504	2.135	2.707	1.90	2.15
2/19/2014	1.9082	2.2784	2.146	2.74	1.90	2.15
2/18/2014	1.9219	2.2803	2.155	2.733	1.90	2.15
2/17/2014	1.9185	2.2816	2.157	2.731	1.90	2.15
2/14/2014	1.9185	2.2816	2.1554	2.7435	1.90	2.15
2/13/2014	1.9235	2.2908	2.158	2.736	1.90	2.15
2/12/2014	1.9411	2.2989	2.1865	2.746	1.90	2.15
2/11/2014	1.9383	2.289	2.1811	2.741	1.89	2.15
2/10/2014	1.9378	2.2967	2.183	2.745	1.89	2.15
2/7/2014	1.9287	2.2921	2.17	2.7501	1.89	2.14
2/6/2014	1.9111	2.2818	2.167	2.74	1.88	2.14
2/5/2014	1.8942	2.2645	2.155	2.72	1.88	2.14
2/4/2014	1.8882	2.2721	2.153	2.731	1.87	2.14
2/3/2014	1.8902	2.2853	2.155	2.738	1.87	2.13
1/31/2014	1.8898	2.2956	2.1613	2.7623	1.87	2.13
1/30/2014	1.891	2.302	2.1509	2.753	1.87	2.13
1/29/2014	1.878	2.2924	2.151	2.743	1.86	2.12
1/28/2014	1.8778	2.2995	2.155	2.746	1.86	2.12
1/27/2014	1.8651	2.3036	2.146	2.754	1.85	2.11
1/24/2014	1.8653	2.3039	2.15	2.7894	1.85	2.11
1/23/2014	1.8763	2.3238	2.158	2.78	1.85	2.10
1/22/2014	1.8881	2.3427	2.1713	2.7991	1.84	2.10
1/21/2014	1.8793	2.3463	2.169	2.7951	1.84	2.09
1/20/2014	1.8825	2.3618	2.2	2.85	1.83	2.09
1/17/2014	1.8825	2.3608	2.128	2.81	1.83	2.08
1/16/2014	1.8727	2.366	2.068	2.813	1.82	2.08
1/15/2014	1.9089	2.3813	2.087	2.805	1.81	2.07
1/14/2014	1.8893	2.3722	2.119	2.811	1.81	2.07
1/13/2014	1.895	2.3874	2.1175	2.831	1.80	2.07
1/10/2014	1.9038	2.4242	2.152	2.86	1.80	2.07
1/9/2014	1.9398	2.4478	2.181	2.8685	1.79	2.06
1/8/2014	1.9163	2.4253	2.172	2.851	1.78	2.06
1/7/2014	1.8886	2.3875	2.138	2.831	1.78	2.06
1/6/2014	1.8768	2.3892	2.147	2.8355	1.77	2.05
1/3/2014	1.873	2.3898	2.1936	2.8467	1.77	2.05
1/2/2014	1.8612	2.3754	2.123	2.812	1.77	2.05
1/1/2014	1.8325	2.3558	2.0215	2.82	1.77	2.04
12/31/2013	1.8325	2.3558	2.142	2.797	1.77	2.05
12/30/2013	1.8038	2.3372	2.1395	2.786	1.77	2.05
12/27/2013	1.8101	2.3239	2.04	2.782	1.77	2.05
12/26/2013	1.8108	2.3189	2.067	2.7615	1.77	2.06
12/25/2013	1.8076	2.3115	2.088	2.775	1.77	2.06
12/24/2013	1.8086	2.3115	2.1398	2.7871	1.77	2.06
12/23/2013	1.7842	2.3008	2	2.76	1.77	2.07
12/20/2013	1.7661	2.2969	2.0175	2.7675	1.77	2.07
12/19/2013	1.7523	2.3061	2.044	2.7715	1.78	2.08
12/18/2013	1.7596	2.3284	1.992	2.833	1.78	2.09
12/17/2013	1.7749	2.3469	2.0105	2.83	1.78	2.09
12/16/2013	1.7739	2.3412	1.999	2.807	1.78	2.10
12/13/2013	1.7474	2.3252	2.01	2.795	1.78	2.11
12/12/2013	1.7284	2.2992	2.0225	2.774	1.78	2.11

Docket No. EL18-\_\_\_\_  
**Volume 4A**  
**Section 6**

12/11/2013	1.7214	2.3051	1.988	2.757	1.78	2.12
12/10/2013	1.7092	2.2831	2.007	2.716	1.79	2.12
12/9/2013	1.7066	2.3006	1.999	2.73	1.79	2.13
12/6/2013	1.714	2.2924	2.009	2.726	1.80	2.14
12/5/2013	1.7291	2.298	2.0613	2.7376	1.80	2.14
12/4/2013	1.7154	2.2957	2.0234	2.7473	1.80	2.15
12/3/2013	1.7391	2.3038	2.0344	2.7473	1.81	2.15
12/2/2013	1.7474	2.3074	2.0275	2.7463	1.81	2.16
11/29/2013	1.7493	2.3104	2.0841	2.7463	1.81	2.16
11/28/2013	1.7665	2.322	2.058	2.7315	1.81	2.17
11/27/2013	1.7665	2.322	2.0592	2.7547	1.82	2.17
11/26/2013	1.767	2.3257	2.0509	2.7453	1.82	2.18
11/25/2013	1.8006	2.345	2.0751	2.7543	1.82	2.19
11/22/2013	1.8203	2.3482	2.088	2.759	1.82	2.19
11/21/2013	1.8205	2.3386	2.1125	2.749	1.83	2.20
11/20/2013	1.805	2.315	2.161	2.748	1.83	2.20
11/19/2013	1.8296	2.3156	2.178	2.751	1.83	2.21
11/18/2013	1.8568	2.3247	2.214	2.763	1.83	2.21
11/15/2013	1.8597	2.3281	2.1867	2.7592	1.83	2.21
11/14/2013	1.8616	2.3242	2.1943	2.7634	1.83	2.21
11/13/2013	1.8413	2.3252	2.1809	2.7749	1.83	2.21
11/12/2013	1.8374	2.3376	2.249	2.7749	1.83	2.21
11/11/2013	1.8245	2.3292	2.231	2.78	1.83	2.21
11/8/2013	1.8245	2.3292	2.231	2.7672	1.83	2.21
11/7/2013	1.805	2.3168	2.2	2.7672	1.83	2.21
11/6/2013	1.829	2.3402	2.222	2.7533	1.83	2.21
11/5/2013	1.77	2.3088	2.1189	2.7558	1.83	2.21
11/4/2013	1.7632	2.3019	2.1268	2.7585	1.83	2.22
11/1/2013	1.7697	2.3107	2.168	2.811	1.83	2.22
10/31/2013	1.8033	2.3191	2.195	2.818	1.84	2.22
10/30/2013	1.836	2.3401	2.227	2.785	1.84	2.23
10/29/2013	1.823	2.3251	2.187	2.823	1.84	2.23
10/28/2013	1.8383	2.334	2.203	2.7652	1.84	2.23
10/25/2013	1.8295	2.3251	2.192	2.7402	1.84	2.23
10/24/2013	1.8209	2.3095	2.195	2.808	1.84	2.23
10/23/2013	1.7957	2.2829	2.152	2.781	1.84	2.23
10/22/2013	1.8196	2.3042	2.183	2.803	1.84	2.23
10/21/2013	1.8434	2.3198	2.209	2.816	1.84	2.23
10/18/2013	1.8399	2.3054	2.245	2.748	1.84	2.23
10/17/2013	1.8265	2.2916	2.23	2.786	1.84	2.23
10/16/2013	1.8497	2.3129	2.255	2.807	1.83	2.23
10/15/2013	1.8563	2.3444	2.257	2.838	1.83	2.22
10/14/2013	1.8511	2.3478	2.254	2.82	1.82	2.22
10/11/2013	1.8503	2.3474	2.253	2.84	1.82	2.22
10/10/2013	1.8711	2.3516	2.271	2.845	1.82	2.21
10/9/2013	1.8381	2.3612	2.233	2.86	1.82	2.21
10/8/2013	1.8173	2.3376	2.209	2.7935	1.82	2.21
10/7/2013	1.8458	2.3578	2.241	2.855	1.82	2.21
10/4/2013	1.8529	2.3609	2.259	2.8261	1.82	2.21
10/3/2013	1.8287	2.3514	2.229	2.848	1.82	2.21
10/2/2013	1.8426	2.3602	2.2145	2.8209	1.82	2.20
10/1/2013	1.8215	2.3563	2.23	2.852	1.82	2.20
9/30/2013	1.8028	2.3457	2.1627	2.81	1.82	2.20
9/27/2013	1.8149	2.3261	2.219	2.824	1.82	2.20
9/26/2013	1.8391	2.3476	2.249	2.845	1.81	2.19
9/25/2013	1.835	2.3272	2.207	2.825	1.81	2.19
9/24/2013	1.8418	2.3334	2.212	2.7886	1.81	2.19
9/23/2013	1.8973	2.3831	2.271	2.839	1.81	2.19
9/20/2013	1.901	2.3658	2.292	2.822	1.82	2.19
9/19/2013	1.8929	2.3457	2.2552	2.804	1.82	2.19
9/18/2013	1.9069	2.341	2.258	2.783	1.82	2.19
9/17/2013	1.8372	2.3258	2.223	2.768	1.82	2.19
9/16/2013	1.8208	2.3101	2.211	2.76	1.82	2.19
9/13/2013	1.7952	2.2997	2.202	2.735	1.83	2.19
9/12/2013	1.8053	2.3108	2.219	2.7649	1.83	2.19

Docket No. EL18-\_\_\_\_  
**Volume 4A**  
**Section 6**

9/11/2013	1.7863	2.3326	2.19	2.773	1.84	2.19
9/10/2013	1.7545	2.3175	2.159	2.756	1.84	2.20
9/9/2013	1.7355	2.2777	2.143	2.718	1.85	2.20
9/6/2013	1.7434	2.2771	2.152	2.71	1.85	2.20
9/5/2013	1.7361	2.2631	2.141	2.739	1.85	2.21
9/4/2013	1.7577	2.2493	2.167	2.69	1.86	2.21
9/3/2013	1.7953	2.2789	2.192	2.76	1.86	2.21
9/2/2013	1.7941	2.2636	2.191	2.83	1.86	2.21
8/30/2013	1.7941	2.2632	2.181	2.71	1.87	2.21
8/29/2013	1.8108	2.2969	2.209	2.75	1.87	2.21
8/28/2013	1.8554	2.3276	2.219	2.804	1.88	2.21
8/27/2013	1.8592	2.329	2.202	2.81	1.88	2.21
8/26/2013	1.8415	2.3306	2.184	2.808	1.88	2.21
8/23/2013	1.8249	2.3199	2.174	2.799	1.88	2.22
8/22/2013	1.7825	2.307	2.1315	2.778	1.89	2.22
8/21/2013	1.7753	2.3091	2.134	2.788	1.89	2.22
8/20/2013	1.801	2.3235	2.1555	2.8005	1.89	2.23
8/19/2013	1.7766	2.3008	2.125	2.778	1.90	2.23
8/16/2013	1.8032	2.3209	2.144	2.76	1.90	2.24
8/15/2013	1.8311	2.327	2.166	2.772	1.90	2.25
8/14/2013	1.8819	2.3474	2.211	2.796	1.91	2.25
8/13/2013	1.9367	2.3763	2.262	2.825	1.90	2.25
8/12/2013	1.9306	2.3933	2.244	2.846	1.90	2.25
8/9/2013	1.9315	2.4077	2.241	2.859	1.90	2.25
8/8/2013	1.9325	2.4099	2.24	2.897	1.89	2.24
8/7/2013	1.9421	2.4128	2.26	2.895	1.89	2.24
8/6/2013	1.9717	2.4112	2.291	2.911	1.88	2.23
8/5/2013	1.9553	2.3666	2.273	2.865	1.87	2.22
8/2/2013	1.9357	2.339	2.249	2.835	1.86	2.22
8/1/2013	1.9624	2.3619	2.332	2.858	1.85	2.20
7/31/2013	1.8988	2.336	2.282	2.883	1.84	2.19
7/30/2013	1.8369	2.2868	2.176	2.842	1.84	2.19
7/29/2013	1.8311	2.2747	2.169	2.77	1.84	2.19
7/26/2013	1.8356	2.2555	2.221	2.811	1.84	2.19
7/25/2013	1.8545	2.2643	2.242	2.815	1.84	2.19
7/24/2013	1.8722	2.2553	2.183	2.783	1.84	2.19
7/23/2013	1.9088	2.2795	2.215	2.811	1.83	2.18
7/22/2013	1.9286	2.2961	2.235	2.84	1.83	2.18
7/19/2013	1.9405	2.2978	2.253	2.826	1.83	2.18
7/18/2013	1.9166	2.2816	2.215	2.811	1.83	2.18
7/17/2013	1.9258	2.2816	2.216	2.809	1.83	2.18
7/16/2013	1.926	2.282	2.2515	2.8045	1.83	2.18
7/15/2013	1.8958	2.2653	2.2145	2.7895	1.83	2.18
7/12/2013	1.8691	2.2376	2.214	2.764	1.83	2.18
7/11/2013	1.8637	2.2291	2.303	2.804	1.83	2.17
7/10/2013	1.8951	2.2462	2.315	2.817	1.83	2.17
7/9/2013	1.8899	2.2426	2.319	2.827	1.83	2.16
7/8/2013	1.906	2.2537	2.328	2.841	1.83	2.16
7/5/2013	1.8967	2.2564	2.326	2.842	1.83	2.15
7/4/2013	1.8528	2.2138	2.217	2.77	1.83	2.15
7/3/2013	1.8511	2.2142	2.1534	2.7201	1.84	2.15
7/2/2013	1.8404	2.2394	2.208	2.827	1.84	2.15
7/1/2013	1.8104	2.2057	2.163	2.789	1.85	2.15
6/28/2013	1.7655	2.208	2.132	2.788	1.85	2.15
6/27/2013	1.7275	2.2235	2.099	2.803	1.86	2.15
6/26/2013	1.6616	2.2107	2.016	2.786	1.87	2.16
6/25/2013	1.6657	2.1903	1.996	2.738	1.88	2.16
6/24/2013	1.6262	2.1113	1.938	2.6875	1.90	2.17
6/21/2013	1.6692	2.1117	1.997	2.67	1.91	2.18
6/20/2013	1.7543	2.1125	2.124	2.684	1.93	2.19
6/19/2013	1.8494	2.1407	2.222	2.717	1.94	2.20
6/18/2013	1.8587	2.1784	2.197	2.756	1.94	2.20
6/17/2013	1.8249	2.1439	2.153	2.739	1.95	2.20
6/14/2013	1.8376	2.157	2.169	2.754	1.96	2.21
6/13/2013	1.8489	2.1936	2.16	2.747	1.97	2.21

Docket No. EL18-\_\_\_\_  
**Volume 4A**  
**Section 6**

6/12/2013	1.8363	2.1571	2.146	2.713	1.97	2.21
6/11/2013	1.8485	2.1793	2.163	2.731	1.98	2.22
6/10/2013	1.8725	2.2089	2.215	2.75	1.99	2.22
6/7/2013	1.9103	2.2692	2.224	2.79	1.99	2.22
6/6/2013	1.9076	2.2729	2.185	2.8	2.00	2.22
6/5/2013	1.9011	2.2643	2.195	2.79	2.01	2.23
6/4/2013	1.9354	2.3059	2.21	2.83	2.02	2.23
6/3/2013	1.9086	2.3176	2.175	2.84	2.02	2.23
5/31/2013	1.8972	2.3247	2.165	2.7725	2.03	2.24
5/30/2013	1.8672	2.3191	2.12	2.775	2.03	2.24
5/29/2013	1.9289	2.3625	2.17	2.82	2.04	2.24
5/28/2013	1.9917	2.4067	2.215	2.81	2.04	2.25
5/27/2013	1.9586	2.3643	2.177	2.82	2.04	2.25
5/24/2013	1.9586	2.3643	2.177	2.82	2.04	2.25
5/23/2013	1.9579	2.3571	2.17	2.82	2.05	2.26
5/22/2013	1.9915	2.3717	2.218	2.835	2.06	2.27
5/21/2013	2.008	2.3913	2.218	2.85	2.06	2.27
5/20/2013	2.0191	2.4014	2.225	2.87	2.07	2.28
5/17/2013	2.008	2.3994	2.205	2.87	2.08	2.29
5/16/2013	1.9977	2.3796	2.208	2.84	2.08	2.30
5/15/2013	2.0399	2.4028	2.25	2.88	2.09	2.31
5/14/2013	2.0641	2.4313	2.266	2.91	2.10	2.32
5/13/2013	2.0572	2.4257	2.277	2.91	2.11	2.33
5/10/2013	2.0727	2.4183	2.285	2.8975	2.12	2.34
5/9/2013	2.0557	2.3868	2.265	2.87	2.13	2.35
5/8/2013	2.0594	2.3742	2.269	2.84	2.14	2.36
5/7/2013	2.0839	2.4146	2.284	2.89	2.15	2.37
5/6/2013	2.0747	2.4091	2.27	2.87	2.15	2.37
5/3/2013	2.0603	2.4004	2.26	2.87	2.16	2.38
5/2/2013	2.0112	2.3763	2.2	2.8425	2.17	2.39
5/1/2013	2.0076	2.3937	2.195	2.8425	2.18	2.40
4/30/2013	2.0717	2.4285	2.257	2.88	2.19	2.42
4/29/2013	2.1065	2.4398	2.295	2.895	2.20	2.43
4/26/2013	2.1272	2.4556	2.31	2.9	2.21	2.43
4/25/2013	2.1237	2.4663	2.3475	2.9	2.22	2.44
4/24/2013	2.0788	2.4432	2.2925	2.89	2.23	2.45
4/23/2013	2.0467	2.4391	2.2675	2.88	2.24	2.46
4/22/2013	2.0436	2.4175	2.27	2.85	2.25	2.47
4/19/2013	2.0358	2.4011	2.25	2.8175	2.27	2.48
4/18/2013	1.9399	2.3563	2.19	2.78	2.28	2.49
4/17/2013	2.0738	2.4131	2.3125	2.84	2.29	2.51
4/16/2013	2.1179	2.4383	2.35	2.87	2.30	2.51
4/15/2013	2.0983	2.436	2.33	2.88	2.31	2.52
4/12/2013	2.1586	2.4562	2.395	2.895	2.32	2.53
4/11/2013	2.2019	2.4832	2.419	2.9	2.32	2.53
4/10/2013	2.187	2.4588	2.419	2.89	2.33	2.54
4/9/2013	2.1993	2.4584	2.5033	2.88	2.33	2.54
4/8/2013	2.2346	2.472	2.525	2.9	2.33	2.54
4/5/2013	2.248	2.4976	2.477	2.925	2.34	2.54
4/4/2013	2.2849	2.5134	2.549	2.94	2.34	2.54
4/3/2013	2.2844	2.498	2.565	2.93	2.34	2.54
4/2/2013	2.3318	2.5102	2.5025	2.94	2.34	2.54
4/1/2013	2.335	2.5036	2.56	2.93	2.34	2.54
3/29/2013	2.3323	2.5031	2.5275	2.925	2.34	2.54
3/28/2013	2.3303	2.5031	2.525	2.93	2.34	2.54
3/27/2013	2.3122	2.5072	2.4723	2.93	2.34	2.54
3/26/2013	2.3387	2.521	2.5888	2.95	2.34	2.54
3/25/2013	2.3438	2.5199	2.54	2.93	2.34	2.54
3/22/2013	2.3334	2.5204	2.4918	2.93	2.34	2.54
3/21/2013	2.3259	2.5165	2.525	2.93	2.33	2.54
3/20/2013	2.3615	2.5323	2.556	2.95	2.33	2.54
3/19/2013	2.3479	2.5225	2.535	2.95	2.33	2.54
3/18/2013	2.3803	2.5472	2.574	2.96	2.33	2.54
3/15/2013	2.4099	2.5592	2.585	2.97	2.33	2.54
3/14/2013	2.4155	2.5877	2.6325	2.99	2.33	2.54

**Docket No. EL18-\_\_\_\_**  
**Volume 4A**  
**Section 6**

3/13/2013	2.3813	2.5795	2.563	2.98	2.33	2.54
3/12/2013	2.3673	2.5776	2.5593	2.98	2.32	2.54
3/11/2013	2.368	2.5924	2.557	2.99	2.32	2.54
3/8/2013	2.3696	2.5891	2.571	2.98	2.32	2.53
3/7/2013	2.3508	2.5846	2.535	3.009	2.31	2.53
3/6/2013	2.3402	2.5781	2.535	2.97	2.31	2.53
3/5/2013	2.3419	2.5713	2.529	2.96	2.30	2.53
3/4/2013	2.3186	2.5567	2.515	2.955	2.30	2.52
3/1/2013	2.3003	2.5518	2.5288	2.95	2.30	2.52
2/28/2013	2.2966	2.5567	2.495	2.95	2.29	2.52
2/27/2013	2.2936	2.5513	2.499	2.95	2.29	2.52
2/26/2013	2.2899	2.5301	2.485	2.93	2.28	2.52
2/25/2013	2.3007	2.5355	2.515	2.94	2.28	2.52
2/22/2013	2.3161	2.57	2.525	2.98	2.28	2.51
2/21/2013	2.3035	2.5641	2.501	2.96	2.27	2.51
2/20/2013	2.3065	2.5764	2.54	2.97	2.26	2.51
2/19/2013	2.3265	2.5844	2.537	2.99	2.26	2.51
2/18/2013	2.3229	2.5636	2.51	2.98	2.25	2.50
2/15/2013	2.3229	2.5636	2.54	2.96	2.25	2.50
2/14/2013	2.3284	2.5758	2.55	2.98	2.24	2.50
2/13/2013	2.324	2.6128	2.554	3.02	2.23	2.49
2/12/2013	2.3011	2.5951	2.52	3	2.22	2.49
2/11/2013	2.2888	2.5895	2.525	2.98	2.22	2.48
2/8/2013	2.3002	2.5876	2.52	2.98	2.21	2.48
2/7/2013	2.3108	2.6147	2.545	3	2.20	2.48
2/6/2013	2.3305	2.6195	2.575	2.99	2.19	2.47
2/5/2013	2.3504	2.63	2.584	3	2.18	2.46
2/4/2013	2.343	2.6213	2.575	2.99	2.17	2.46
2/1/2013	2.3626	2.6097	2.591	2.97	2.17	2.45
1/31/2013	2.3348	2.6189	2.527	2.98	2.16	2.45
1/30/2013	2.298	2.5948	2.5385	2.96	2.15	2.44
1/29/2013	2.2734	2.6058	2.502	2.98	2.14	2.44
1/28/2013	2.2387	2.6064	2.47	2.97	2.13	2.44
1/25/2013	2.2172	2.5997	2.48	2.951	2.13	2.44
1/24/2013	2.1984	2.5711	2.46	2.95	2.12	2.43
1/23/2013	2.1935	2.5585	2.46	2.94	2.12	2.43
1/22/2013	2.1992	2.5568	2.474	2.93	2.12	2.43
1/21/2013	2.1875	2.5635	2.465	2.95	2.11	2.43
1/18/2013	2.1875	2.5635	2.46	2.94	2.11	2.43
1/17/2013	2.1773	2.5705	2.466	2.95	2.11	2.43
1/16/2013	2.1567	2.5462	2.452	2.93	2.10	2.43
1/15/2013	2.1786	2.5565	2.463	2.94	2.10	2.42
1/14/2013	2.164	2.5573	2.458	2.95	2.09	2.42
1/11/2013	2.1411	2.5624	2.462	2.95	2.09	2.42
1/10/2013	2.1648	2.5844	2.458	2.99	2.09	2.42
1/9/2013	2.1503	2.5838	2.448	2.99	2.08	2.41
1/8/2013	2.127	2.5732	2.423	2.98	2.08	2.41
1/7/2013	2.1217	2.5861	2.416	2.98	2.07	2.41
1/4/2013	2.1014	2.5423	2.42	2.97	2.07	2.41
1/3/2013	2.0907	2.5327	2.39	2.9925	2.06	2.40
1/2/2013	2.0965	2.5457	2.4265	2.9609	2.06	2.40
1/1/2013	2.0652	2.5079	2.405	2.949	2.06	2.40
12/31/2012	2.0652	2.5081	2.3952	2.9229	2.06	2.40
12/28/2012	2.0619	2.4997	2.3928	2.9147	2.06	2.40
12/27/2012	2.077	2.5306	2.4069	2.9456	2.05	2.39
12/26/2012	2.0901	2.5517	2.415	2.945	2.05	2.39
12/25/2012	2.0786	2.5448	2.425	2.963	2.05	2.39
12/24/2012	2.0786	2.5448	2.408	2.964	2.04	2.38
12/21/2012	2.0865	2.5569	2.4135	2.9789	2.04	2.38
12/20/2012	2.0956	2.5629	2.4226	2.9849	2.04	2.38
12/19/2012	2.1011	2.5522	2.4311	2.9672	2.04	2.38
12/18/2012	2.1044	2.5574	2.4344	2.9724	2.03	2.37
12/17/2012	2.081	2.5348	2.415	2.945	2.03	2.37
12/14/2012	2.0746	2.522	2.4096	2.9323	2.03	2.37
12/13/2012	2.092	2.5318	2.427	2.942	2.03	2.37

**Docket No. EL18-\_\_\_\_**  
**Volume 4A**  
**Section 6**

12/12/2012	2.0991	2.5512	2.4491	2.971	2.03	2.37
12/11/2012	2.0703	2.545	2.4203	2.9648	2.03	2.37
12/10/2012	2.0734	2.5361	2.4234	2.9676	2.03	2.36
12/7/2012	2.0759	2.5271	2.4268	2.9883	2.03	2.36
12/6/2012	2.0541	2.4973	2.4041	2.9573	2.03	2.36
12/5/2012	2.0426	2.4828	2.3958	2.9428	2.03	2.36
12/4/2012	2.037	2.4752	2.392	2.9352	2.03	2.36
12/3/2012	2.038	2.47	2.3939	2.93	2.04	2.36
11/30/2012	2.0243	2.4493	2.37	2.9088	2.04	2.36
11/29/2012	2.0025	2.407	2.3524	2.867	2.04	2.36
11/28/2012	1.996	2.3899	2.336	2.837	2.05	2.36
11/27/2012	2.0069	2.3867	2.3469	2.8342	2.06	2.37
11/26/2012	2.0126	2.3904	2.3526	2.8304	2.06	2.37
11/23/2012	2.018	2.4003	2.358	2.8378	2.07	2.37
11/22/2012	2.011	2.3995	2.363	2.85	2.07	2.38
11/21/2012	2.011	2.3979	2.351	2.8362	2.07	2.38
11/20/2012	2.0135	2.406	2.3527	2.841	2.08	2.38
11/19/2012	2.0024	2.3892	2.3224	2.8242	2.09	2.39
11/16/2012	1.9862	2.3963	2.3095	2.8163	2.09	2.39
11/15/2012	1.9839	2.3974	2.3089	2.8174	2.10	2.40
11/14/2012	1.9807	2.4107	2.3007	2.8288	2.11	2.41
11/13/2012	2.0081	2.4154	2.3223	2.8329	2.12	2.41
11/12/2012	2.0329	2.4349	2.37	2.87	2.12	2.42
11/9/2012	2.0329	2.4348	2.3479	2.8524	2.13	2.42
11/8/2012	2.0409	2.4707	2.3534	2.8861	2.13	2.42
11/7/2012	2.0558	2.4795	2.3608	2.8995	2.13	2.42
11/6/2012	2.1094	2.4899	2.404	2.94	2.13	2.42
11/5/2012	2.059	2.4763	2.365	2.91	2.13	2.42
11/2/2012	2.075	2.4899	2.395	2.95	2.13	2.42
11/1/2012	2.1065	2.507	2.4	2.965	2.13	2.42
10/31/2012	2.0907	2.4868	2.399	2.95	2.14	2.42
10/30/2012	2.0626	2.4734	2.376	2.91	2.14	2.42
10/29/2012	2.0626	2.4734	2.3675	2.93	2.14	2.42
10/26/2012	2.0639	2.4682	2.3689	2.8985	2.15	2.43
10/25/2012	2.0882	2.4852	2.3907	2.9147	2.16	2.44
10/24/2012	2.0939	2.4823	2.3864	2.912	2.17	2.44
10/23/2012	2.1115	2.4863	2.389	2.9063	2.17	2.45
10/22/2012	2.1463	2.5213	2.4238	2.9418	2.17	2.45
10/19/2012	2.1499	2.5001	2.4374	2.898	2.17	2.45
10/18/2012	2.1844	2.5258	2.4644	2.923	2.16	2.44
10/17/2012	2.177	2.4708	2.4554	2.8708	2.16	2.44
10/16/2012	2.1498	2.4323	2.4248	2.8352	2.15	2.43
10/15/2012	2.1497	2.4253	2.4247	2.8277	2.15	2.42
10/12/2012	2.1416	2.4171	2.4166	2.8221	2.14	2.42
10/11/2012	2.1494	2.4374	2.4253	2.8374	2.13	2.41
10/10/2012	2.1974	2.4836	2.4724	2.8835	2.13	2.41
10/9/2012	2.2228	2.5328	2.5037	2.9326	2.12	2.40
10/8/2012	2.2477	2.5548	2.5277	2.95	2.11	2.39
10/5/2012	2.2477	2.5548	2.5277	2.9698	2.10	2.38
10/4/2012	2.2224	2.5258	2.5124	2.9391	2.09	2.37
10/3/2012	2.1417	2.4485	2.4367	2.8662	2.08	2.36
10/2/2012	2.1214	2.4299	2.4064	2.8474	2.07	2.35
10/1/2012	2.0779	2.3785	2.3629	2.791	2.06	2.34
9/28/2012	2.0781	2.3704	2.3631	2.7837	2.06	2.33
9/27/2012	2.0841	2.4026	2.3591	2.7955	2.05	2.33
9/26/2012	2.0502	2.3839	2.3169	2.7722	2.04	2.32
9/25/2012	2.1225	2.4035	2.3882	2.791	2.03	2.31
9/24/2012	2.1389	2.4293	2.3989	2.8111	2.03	2.31
9/21/2012	2.1718	2.4809	2.4318	2.8609	2.02	2.30
9/20/2012	2.184	2.4938	2.444	2.8688	2.01	2.29
9/19/2012	2.1805	2.529	2.4455	2.9038	2.00	2.28
9/18/2012	2.2259	2.5458	2.5059	2.9308	1.99	2.27
9/17/2012	2.297	2.5814	2.582	2.9814	1.98	2.26
9/14/2012	2.3707	2.6441	2.6607	3.0716	1.97	2.25
9/13/2012	2.2097	2.484	2.4997	2.9115	1.95	2.24



Docket No. EL18-\_\_\_\_  
**Volume 4A**  
**Section 6**

9/12/2012	2.0909	2.3877	2.3809	2.8152	1.94	2.23
9/11/2012	2.0757	2.391	2.3657	2.8128	1.93	2.22
9/10/2012	2.0521	2.3789	2.3371	2.7965	1.92	2.21
9/7/2012	2.0147	2.367	2.2997	2.7773	1.92	2.20
9/6/2012	1.9807	2.3166	2.2624	2.7266	1.91	2.19
9/5/2012	1.9777	2.2955	2.2602	2.7048	1.90	2.19
9/4/2012	1.974	2.2679	2.2515	2.6721	1.89	2.18
9/3/2012	1.9527	2.2574	2.217	2.694	1.88	2.17
8/31/2012	1.9527	2.2574	2.2302	2.6624	1.87	2.16
8/30/2012	1.9242	2.2743	2.2017	2.6793	1.87	2.15
8/29/2012	1.9538	2.3139	2.2313	2.7133	1.86	2.15
8/28/2012	1.9844	2.3305	2.2619	2.7309	1.86	2.14
8/27/2012	1.9654	2.3094	2.2479	2.7069	1.85	2.14
8/24/2012	1.9371	2.3038	2.2204	2.7025	1.84	2.13
8/23/2012	1.9373	2.292	2.224	2.6871	1.84	2.12
8/22/2012	1.8727	2.2714	2.1602	2.6661	1.83	2.12
8/21/2012	1.8567	2.2799	2.1442	2.6736	1.83	2.12
8/20/2012	1.8469	2.2817	2.1268	2.677	1.83	2.12
8/17/2012	1.8561	2.2869	2.1401	2.6819	1.83	2.11
8/16/2012	1.8912	2.3006	2.1737	2.6953	1.83	2.11
8/15/2012	1.895	2.2962	2.1767	2.686	1.82	2.11
8/14/2012	1.9084	2.3033	2.1909	2.6929	1.82	2.11
8/13/2012	1.9034	2.2821	2.1918	2.6721	1.81	2.10
8/10/2012	1.9011	2.3025	2.1911	2.6875	1.81	2.09
8/9/2012	1.9209	2.3207	2.2109	2.706	1.80	2.09
8/8/2012	1.9294	2.3416	2.2244	2.7268	1.80	2.08
8/7/2012	1.9499	2.3517	2.2474	2.7356	1.79	2.07
8/6/2012	1.8942	2.3057	2.191	2.6907	1.78	2.06
8/3/2012	1.8765	2.2909	2.1716	2.6759	1.77	2.06
8/2/2012	1.8252	2.2485	2.1227	2.6185	1.77	2.05
8/1/2012	1.8578	2.2733	2.1553	2.653	1.76	2.05
7/31/2012	1.8235	2.2432	2.1217	2.6157	1.76	2.04
7/30/2012	1.7866	2.2226	2.0841	2.5898	1.76	2.04
7/27/2012	1.7839	2.2272	2.083	2.5829	1.77	2.04
7/26/2012	1.7188	2.1687	2.0113	2.5238	1.77	2.05
7/25/2012	1.6761	2.1459	1.9661	2.4834	1.77	2.05
7/24/2012	1.704	2.1655	1.9823	2.5029	1.78	2.05
7/23/2012	1.7491	2.1919	2.0191	2.5294	1.78	2.06
7/20/2012	1.7873	2.218	2.025	2.563	1.78	2.06
7/19/2012	1.816	2.2168	2.09	2.5747	1.78	2.06
7/18/2012	1.7983	2.1934	2.074	2.551	1.78	2.06
7/17/2012	1.7865	2.1972	2.0225	2.5549	1.78	2.06
7/16/2012	1.7985	2.1968	2.045	2.5543	1.78	2.06
7/13/2012	1.7979	2.1986	2.099	2.5568	1.78	2.06
7/12/2012	1.7796	2.1789	2.099	2.5411	1.77	2.06
7/11/2012	1.8045	2.1943	2.1	2.5518	1.77	2.06
7/10/2012	1.7945	2.1987	2.09	2.556	1.77	2.05
7/9/2012	1.7728	2.1913	2.075	2.5488	1.76	2.05
7/6/2012	1.7741	2.187	2.115	2.5444	1.76	2.05
7/5/2012	1.8086	2.2163	2.0495	2.5765	1.76	2.05
7/4/2012	1.7881	2.2132	2.065	2.585	1.76	2.06
7/3/2012	1.7881	2.2133	2	2.5731	1.76	2.06
7/2/2012	1.7146	2.1865	2	2.5343	1.76	2.06
6/29/2012	1.7314	2.1971	2.01	2.5447	1.77	2.07
6/28/2012	1.661	2.1985	1.95	2.5463	1.77	2.08
6/27/2012	1.6911	2.2039	2.0175	2.5661	1.78	2.09
6/26/2012	1.6932	2.1959	1.974	2.5683	1.79	2.09
6/25/2012	1.7039	2.1759	1.985	2.5561	1.80	2.10
6/22/2012	1.7417	2.1877	2.01	2.57	1.80	2.11
6/21/2012	1.7634	2.1735	1.9975	2.5613	1.81	2.12
6/20/2012	1.8768	2.2169	2.16	2.6124	1.82	2.13
6/19/2012	1.8812	2.2254	2.14	2.62	1.82	2.13
6/18/2012	1.857	2.1889	2.142	2.5986	1.82	2.14
6/15/2012	1.8695	2.1999	2.16	2.6103	1.83	2.14
6/14/2012	1.8083	2.1918	2.071	2.6042	1.83	2.14

Docket No. EL18-\_\_\_\_  
**Volume 4A**  
**Section 6**

6/13/2012	1.7933	2.1901	2.105	2.6046	1.83	2.15
6/12/2012	1.8127	2.2199	2.0605	2.635	1.84	2.16
6/11/2012	1.7909	2.1936	2.0825	2.6077	1.85	2.17
6/8/2012	1.7973	2.2174	2.027	2.6372	1.86	2.17
6/7/2012	1.7666	2.2274	2.0595	2.6475	1.87	2.19
6/6/2012	1.7384	2.2705	2.09	2.6857	1.88	2.20
6/5/2012	1.7066	2.2581	2.051	2.677	1.89	2.20
6/4/2012	1.6831	2.2026	2.04	2.625	1.90	2.21
6/1/2012	1.6525	2.1689	2.0325	2.5875	1.91	2.22
5/31/2012	1.7255	2.1671	2.025	2.5726	1.92	2.23
5/30/2012	1.7209	2.1614	2.055	2.5536	1.93	2.24
5/29/2012	1.7649	2.1961	2.107	2.5911	1.94	2.25
5/28/2012	1.7891	2.2236	2.11	2.63	1.94	2.25
5/25/2012	1.7891	2.2236	2.1	2.66	1.95	2.26
5/24/2012	1.8154	2.2463	2.132	2.6424	1.95	2.27
5/23/2012	1.8133	2.2327	2.168	2.6231	1.96	2.27
5/22/2012	1.8736	2.2653	2.231	2.6579	1.96	2.28
5/21/2012	1.8862	2.2459	2.2375	2.6308	1.97	2.28
5/18/2012	1.8635	2.2137	2.18	2.5967	1.97	2.28
5/17/2012	1.8768	2.1858	2.185	2.5706	1.97	2.28
5/16/2012	1.906	2.2059	2.2195	2.5984	1.97	2.29
5/15/2012	1.9349	2.2413	2.22	2.6239	1.98	2.29
5/14/2012	1.9254	2.2433	2.2475	2.6259	1.98	2.29
5/11/2012	1.9326	2.2649	2.265	2.6455	1.99	2.30
5/10/2012	1.9685	2.2925	2.25	2.6728	1.99	2.30
5/9/2012	1.9565	2.2856	2.29	2.6663	1.99	2.30
5/8/2012	1.9652	2.3267	2.245	2.6992	2.00	2.31
5/7/2012	1.9583	2.3327	2.2825	2.7047	2.00	2.31
5/4/2012	1.9648	2.3322	2.23	2.6919	2.00	2.31
5/3/2012	2.0255	2.3516	2.32	2.7069	2.01	2.32
5/2/2012	2.0571	2.3677	2.33	2.7148	2.01	2.32
5/1/2012	2.0731	2.3893	2.34	2.7364	2.01	2.32
4/30/2012	2.0714	2.3819	2.348	2.729	2.01	2.32
4/27/2012	2.0576	2.4007	2.335	2.7432	2.01	2.33
4/26/2012	2.0348	2.4222	2.333	2.7636	2.02	2.33
4/25/2012	2.0193	2.4069	2.305	2.7419	2.02	2.34
4/24/2012	2.0126	2.3989	2.305	2.7293	2.03	2.34
4/23/2012	1.96	2.3739	2.312	2.7093	2.03	2.35
4/20/2012	1.966	2.3906	2.27	2.7253	2.04	2.36
4/19/2012	1.8838	2.3569	2.23	2.6917	2.05	2.36
4/18/2012	1.938	2.4041	2.323	2.7341	2.05	2.37
4/17/2012	1.965	2.4176	2.3385	2.7433	2.06	2.37
4/16/2012	1.9552	2.3805	2.26	2.7075	2.06	2.37
4/13/2012	1.9727	2.3822	2.29	2.7119	2.07	2.38
4/12/2012	1.9718	2.413	2.347	2.7447	2.07	2.38
4/11/2012	1.987	2.4253	2.3055	2.752	2.07	2.38
4/10/2012	1.931	2.3666	2.2525	2.6898	2.07	2.38
4/9/2012	1.9353	2.3666	2.2515	2.6915	2.08	2.39
4/6/2012	1.944	2.3822	2.255	2.708	2.08	2.39
4/5/2012	1.9865	2.415	2.305	2.7502	2.09	2.40
4/4/2012	2.008	2.4444	2.3195	2.7777	2.09	2.41
4/3/2012	2.0701	2.4939	2.385	2.835	2.10	2.41
4/2/2012	2.0795	2.4758	2.3875	2.8247	2.09	2.41
3/30/2012	2.0521	2.4307	2.342	2.7833	2.09	2.41
3/29/2012	2.0463	2.42	2.3455	2.7595	2.09	2.42
3/28/2012	2.071	2.4353	2.3705	2.7828	2.09	2.42
3/27/2012	2.0692	2.4235	2.3665	2.7706	2.08	2.42
3/26/2012	2.0541	2.4325	2.3515	2.7852	2.08	2.42
3/23/2012	2.0714	2.464	2.3705	2.804	2.08	2.42
3/22/2012	2.0742	2.4705	2.3735	2.8113	2.07	2.42
3/21/2012	2.1136	2.4936	2.4145	2.8326	2.06	2.41
3/20/2012	2.154	2.5354	2.4525	2.8654	2.06	2.41
3/19/2012	2.171	2.5652	2.4565	2.8793	2.05	2.40
3/16/2012	2.1649	2.5475	2.4805	2.8668	2.04	2.40
3/15/2012	2.174	2.5421	2.506	2.8618	2.03	2.39

Docket No. EL18-\_\_\_\_  
**Volume 4A**  
**Section 6**

3/14/2012	2.1889	2.488	2.485	2.8155	2.02	2.38
3/13/2012	2.1821	2.4392	2.479	2.7841	2.01	2.38
3/12/2012	2.1304	2.3783	2.433	2.7342	2.00	2.37
3/9/2012	2.1241	2.3761	2.428	2.7411	1.99	2.36
3/8/2012	2.0827	2.3443	2.3995	2.714	1.98	2.35
3/7/2012	2.0672	2.3083	2.377	2.684	1.97	2.35
3/6/2012	2.0169	2.2727	2.3465	2.655	1.96	2.34
3/5/2012	2.0398	2.2812	2.367	2.6683	1.95	2.33
3/2/2012	2.04	2.317	2.36	2.7045	1.94	2.32
3/1/2012	2.0768	2.366	2.4	2.7559	1.93	2.31
2/29/2012	2.0624	2.3681	2.3955	2.7492	1.91	2.30
2/28/2012	2.0704	2.3674	2.4575	2.7552	1.90	2.29
2/27/2012	2.0921	2.3512	2.43	2.7391	1.89	2.28
2/24/2012	2.1086	2.3731	2.466	2.7581	1.87	2.26
2/23/2012	2.1076	2.3974	2.491	2.7822	1.86	2.25
2/22/2012	2.0541	2.4136	2.437	2.8007	1.84	2.23
2/21/2012	2.0319	2.4182	2.432	2.823	1.82	2.22
2/20/2012	1.9698	2.3945	2.366	2.789	1.81	2.20
2/17/2012	1.9698	2.3945	2.385	2.7958	1.80	2.19
2/16/2012	1.9764	2.3895	2.39	2.7965	1.79	2.18
2/15/2012	1.9306	2.3781	2.3415	2.7633	1.78	2.17
2/14/2012	1.9315	2.3676	2.3415	2.7553	1.77	2.16
2/13/2012	1.9424	2.379	2.357	2.7634	1.76	2.14
2/10/2012	1.8977	2.3616	2.296	2.7469	1.75	2.13
2/9/2012	1.9081	2.365	2.314	2.7558	1.74	2.12
2/8/2012	1.9116	2.3741	2.318	2.7995	1.72	2.10
2/7/2012	1.9128	2.3597	2.3165	2.8014	1.71	2.09
2/6/2012	1.8715	2.3436	2.27	2.7769	1.70	2.08
2/3/2012	1.8595	2.3302	2.2575	2.7702	1.69	2.07
2/2/2012	1.8663	2.3165	2.2485	2.7535	1.68	2.05
2/1/2012	1.8735	2.3093	2.2455	2.73	1.67	2.04
1/31/2012	1.8086	2.2717	2.203	2.6844	1.66	2.03
1/30/2012	1.8028	2.2665	2.201	2.682	1.66	2.03
1/27/2012	1.8181	2.2871	2.216	2.7073	1.65	2.02
1/26/2012	1.7963	2.3027	2.1975	2.7063	1.64	2.01
1/25/2012	1.7857	2.3354	2.1615	2.738	1.63	2.00
1/24/2012	1.7307	2.2718	2.113	2.6723	1.62	1.99
1/23/2012	1.701	2.26	2.081	2.6535	1.62	1.99
1/20/2012	1.6946	2.26	2.073	2.655	1.61	1.99
1/19/2012	1.703	2.244	2.0805	2.6412	1.61	1.98
1/18/2012	1.672	2.1945	2.0505	2.5934	1.60	1.98
1/17/2012	1.655	2.1729	2.026	2.5675	1.60	1.98
1/16/2012	1.6281	2.1585	2.004	2.54	1.60	1.98
1/13/2012	1.6281	2.1585	2.003	2.5536	1.60	1.98
1/12/2012	1.6347	2.1885	2.003	2.5458	1.60	1.99
1/11/2012	1.6284	2.2029	1.999	2.5278	1.60	1.99
1/10/2012	1.6467	2.2379	2.0045	2.5575	1.61	2.00
1/9/2012	1.6684	2.2672	2.031	2.5867	1.61	2.00
1/6/2012	1.6645	2.2524	2.04	2.5737	1.61	2.00
1/5/2012	1.6862	2.2577	2.06	2.5811	1.60	2.00
1/4/2012	1.6522	2.2081	2.029	2.5329	1.60	2.00
1/3/2012	1.5949	2.1378	1.9655	2.4737	1.60	2.00
1/2/2012	1.548	2.0769	1.905	2.41	1.60	2.00
12/30/2011	1.548	2.0769	1.907	2.4123	1.60	2.00
12/29/2011	1.5644	2.0888	1.9195	2.4117	1.59	2.00
12/28/2011	1.5606	2.1359	1.922	2.4587	1.60	2.00
12/27/2011	1.5914	2.189	1.957	2.5041	1.60	2.00
12/26/2011	1.617	2.2156	1.8925	2.8	1.60	2.00
12/23/2011	1.617	2.2156	1.976	2.537	1.60	2.01
12/22/2011	1.5805	2.1916	1.9545	2.5213	1.60	2.01
12/21/2011	1.6264	2.2275	2.014	2.5617	1.61	2.02
12/20/2011	1.6395	2.1913	2.038	2.5412	1.62	2.03
12/19/2011	1.561	2.0631	1.9575	2.4062	1.62	2.03
12/16/2011	1.5255	2.0708	1.893	2.4135	1.63	2.03
12/15/2011	1.5381	2.0995	1.9475	2.4191	1.64	2.04

Docket No. EL18-\_\_\_\_  
**Volume 4A**  
**Section 6**

12/14/2011	1.5286	2.1364	1.9495	2.48	1.65	2.05
12/13/2011	1.5735	2.2018	1.988	2.5077	1.66	2.05
12/12/2011	1.5737	2.188	2.0015	2.4905	1.67	2.06
12/9/2011	1.5778	2.1503	1.966	2.4488	1.68	2.06
12/8/2011	1.5591	2.113	1.996	2.4173	1.68	2.06
12/7/2011	1.6177	2.1845	2.066	2.4849	1.69	2.07
12/6/2011	1.661	2.2298	2.109	2.5352	1.70	2.07
12/5/2011	1.6977	2.212	2.1485	2.529	1.70	2.07
12/2/2011	1.6946	2.215	2.16	2.5323	1.70	2.06
12/1/2011	1.6868	2.2237	2.145	2.5541	1.70	2.05
11/30/2011	1.6832	2.21	2.145	2.5473	1.70	2.05
11/29/2011	1.6358	2.1643	2.0645	2.502	1.70	2.04
11/28/2011	1.6043	2.1303	2.04	2.4959	1.70	2.04
11/25/2011	1.5714	2.0911	1.989	2.43	1.70	2.03
11/24/2011	1.5487	2.0567	1.96	2.42	1.70	2.03
11/23/2011	1.5487	2.0567	1.955	2.4218	1.70	2.02
11/22/2011	1.5349	2.0332	1.936	2.3926	1.70	2.02
11/21/2011	1.5347	2.062	1.931	2.4149	1.70	2.02
11/18/2011	1.5864	2.1276	1.9775	2.4769	1.70	2.02
11/17/2011	1.5423	2.1044	1.925	2.4601	1.70	2.02
11/16/2011	1.5918	2.1578	1.9925	2.5266	1.71	2.02
11/15/2011	1.7048	2.2233	2.061	2.573	1.70	2.01
11/14/2011	1.7795	2.2652	2.073	2.6056	1.70	2.00
11/11/2011	1.8198	2.2865	2.153	2.61	1.68	1.99
11/10/2011	1.8198	2.2865	2.162	2.6016	1.67	1.98
11/9/2011	1.751	2.2376	2.074	2.5527	1.66	1.96
11/8/2011	1.826	2.339	2.1515	2.6534	1.65	1.95
11/7/2011	1.8451	2.3539	2.143	2.6805	1.64	1.94
11/4/2011	1.8259	2.3291	2.126	2.6638	1.62	1.93
11/3/2011	1.8074	2.3015	2.105	2.6494	1.61	1.92
11/2/2011	1.8027	2.2799	2.103	2.6402	1.60	1.90
11/1/2011	1.7536	2.2495	2.0335	2.6125	1.58	1.89
10/31/2011	1.7576	2.2673	2.09	2.6372	1.57	1.88
10/28/2011	1.8122	2.3395	2.113	2.7148	1.57	1.88
10/27/2011	1.8176	2.3634	2.12	2.7479	1.56	1.87
10/26/2011	1.7324	2.2681	2.051	2.6538	1.55	1.86
10/25/2011	1.6608	2.2044	1.9775	2.5756	1.55	1.86
10/24/2011	1.672	2.2292	1.98	2.5989	1.54	1.85
10/21/2011	1.6555	2.2016	1.957	2.5834	1.54	1.84
10/20/2011	1.6355	2.1796	1.93	2.5721	1.54	1.84
10/19/2011	1.6227	2.1178	1.9155	2.5303	1.54	1.84
10/18/2011	1.6619	2.1132	1.8715	2.533	1.54	1.84
10/17/2011	1.5842	2.0477	1.899	2.4825	1.53	1.84
10/14/2011	1.5846	2.0798	1.9105	2.5176	1.53	1.84
10/13/2011	1.5547	2.0501	1.86	2.5026	1.54	1.84
10/12/2011	1.6114	2.1081	1.9185	2.5778	1.54	1.85
10/11/2011	1.6034	2.0745	1.915	2.5677	1.54	1.85
10/10/2011	1.5907	2.0549	1.9	2.569	1.54	1.85
10/7/2011	1.5907	2.0549	1.9025	2.5682	1.55	1.85
10/6/2011	1.5386	2.0151	1.857	2.5431	1.55	1.86
10/5/2011	1.4485	1.9545	1.7865	2.4823	1.55	1.86
10/4/2011	1.4214	1.9346	1.769	2.472	1.56	1.87
10/3/2011	1.4391	1.8743	1.7695	2.4132	1.56	1.87
9/30/2011	1.43	1.8689	1.648	2.4335	1.57	1.88
9/29/2011	1.497	1.9902	1.8445	2.5395	1.58	1.89
9/28/2011	1.5015	2.036	1.798	2.583	1.58	1.90
9/27/2011	1.4877	2.0002	1.813	2.5551	1.59	1.91
9/26/2011	1.4068	1.9145	1.7245	2.4592	1.59	1.92
9/23/2011	1.3875	1.9024	1.6965	2.4221	1.60	1.93
9/22/2011	1.3852	1.894	1.744	2.4084	1.62	1.95
9/21/2011	1.5525	2.0119	1.885	2.5269	1.63	1.97
9/20/2011	1.5802	2.1542	1.895	2.6061	1.64	1.98
9/19/2011	1.5419	2.1493	1.84	2.5802	1.65	1.99
9/16/2011	1.6213	2.2243	1.9135	2.6259	1.66	2.00
9/15/2011	1.6338	2.2354	1.894	2.6347	1.66	2.01

Docket No. EL18-\_\_\_\_  
**Volume 4A**  
**Section 6**

9/14/2011	1.5206	2.2037	1.7885	2.6053	1.67	2.02
9/13/2011	1.5462	2.2327	1.843	2.6255	1.68	2.03
9/12/2011	1.5735	2.2407	1.869	2.6404	1.69	2.05
9/9/2011	1.5989	2.2649	1.891	2.6605	1.71	2.06
9/8/2011	1.6502	2.2992	1.949	2.68	1.72	2.08
9/7/2011	1.6068	2.2891	1.879	2.6812	1.74	2.10
9/6/2011	1.5763	2.259	1.873	2.6539	1.75	2.12
9/5/2011	1.668	2.3505	1.975	2.8	1.77	2.13
9/2/2011	1.668	2.3505	1.9955	2.74	1.78	2.15
9/1/2011	1.6689	2.4101	1.993	2.7901	1.80	2.16
8/31/2011	1.6684	2.4023	1.978	2.7825	1.81	2.18
8/30/2011	1.6208	2.4031	1.974	2.7727	1.82	2.19
8/29/2011	1.6322	2.4311	1.9635	2.7866	1.84	2.20
8/26/2011	1.5986	2.4247	1.957	2.7768	1.85	2.22
8/25/2011	1.613	2.4493	1.9705	2.7992	1.86	2.23
8/24/2011	1.6116	2.4383	1.961	2.789	1.88	2.25
8/23/2011	1.6383	2.4195	1.994	2.7785	1.89	2.26
8/22/2011	1.6885	2.4344	2.041	2.7789	1.90	2.27
8/19/2011	1.6717	2.4192	2.08	2.7443	1.91	2.29
8/18/2011	1.6169	2.4232	2.017	2.7382	1.92	2.30
8/17/2011	1.6818	2.5834	2.09	2.8937	1.94	2.31
8/16/2011	1.7055	2.6085	2.126	2.9183	1.95	2.32
8/15/2011	1.76	2.6532	2.2	2.9944	1.96	2.33
8/12/2011	1.7975	2.6561	2.175	2.9978	1.97	2.34
8/11/2011	1.8563	2.668	2.21	3.012	1.98	2.35
8/10/2011	1.8926	2.6557	2.273	3.0215	1.99	2.36
8/9/2011	1.7794	2.5971	2.1875	2.9554	1.99	2.36
8/8/2011	1.7279	2.5429	2.14	2.9371	2.00	2.37
8/5/2011	1.8053	2.5853	2.2075	2.9797	2.01	2.37
8/4/2011	1.787	2.5485	2.148	2.9259	2.01	2.37
8/3/2011	1.8825	2.5951	2.227	2.9202	2.01	2.38
8/2/2011	1.9846	2.6593	2.3425	2.9999	2.01	2.37
8/1/2011	2.0635	2.7279	2.409	3.0478	2.00	2.37
7/29/2011	2.0673	2.7299	2.4105	3.0486	2.00	2.37
7/28/2011	2.0916	2.7261	2.434	3.0659	1.99	2.36
7/27/2011	2.0677	2.7097	2.394	3.0901	1.99	2.36
7/26/2011	2.036	2.6811	2.3755	3.0602	1.98	2.35
7/25/2011	2.082	2.6975	2.415	3.0835	1.98	2.35
7/22/2011	2.0418	2.6478	2.389	3.0378	1.98	2.35
7/21/2011	2.0466	2.6681	2.395	3.0508	1.98	2.35
7/20/2011	2.0094	2.6479	2.37	3.0303	1.98	2.35
7/19/2011	2.0244	2.6584	2.3995	3.0444	1.98	2.35
7/18/2011	1.9997	2.6843	2.364	3.0676	1.98	2.34
7/15/2011	1.9982	2.6429	2.378	3.0213	1.98	2.34
7/14/2011	1.9839	2.6338	2.354	3.0125	1.98	2.34
7/13/2011	1.9983	2.6291	2.38	3.0095	1.99	2.34
7/12/2011	2.0078	2.6001	2.38	2.9977	1.99	2.34
7/11/2011	2.0019	2.5899	2.378	2.982	1.99	2.34
7/8/2011	2.0202	2.5958	2.414	2.9927	1.99	2.34
7/7/2011	2.098	2.6348	2.479	3.0296	1.99	2.34
7/6/2011	2.0309	2.6121	2.421	3.0027	1.99	2.33
7/5/2011	2.0269	2.6132	2.41	2.9982	1.99	2.33
7/4/2011	2.0509	2.6347	2.41	3.03	1.99	2.33
7/1/2011	2.0509	2.6347	2.445	3.0244	1.99	2.33
6/30/2011	2.0368	2.6124	2.3975	3.0297	1.99	2.33
6/29/2011	1.9942	2.6168	2.3895	3.0344	2.00	2.32
6/28/2011	1.8813	2.5733	2.299	2.9908	2.00	2.32
6/27/2011	1.834	2.568	2.229	2.9886	2.01	2.33
6/24/2011	1.8066	2.5143	2.2175	2.9591	2.02	2.34
6/23/2011	1.8319	2.4622	2.1935	2.9305	2.03	2.34
6/22/2011	1.9025	2.3811	2.257	2.8736	2.05	2.35
6/21/2011	1.9295	2.4046	2.277	2.8971	2.06	2.36
6/20/2011	1.91	2.3503	2.26	2.8453	2.07	2.37
6/17/2011	1.9342	2.3618	2.281	2.8465	2.08	2.38
6/16/2011	1.959	2.3723	2.291	2.8332	2.10	2.39

Docket No. EL18-\_\_\_\_  
**Volume 4A**  
**Section 6**

6/15/2011	2.0086	2.4174	2.358	2.8604	2.11	2.40
6/14/2011	2.057	2.4575	2.383	2.9022	2.12	2.41
6/13/2011	1.998	2.408	2.31	2.855	2.13	2.42
6/10/2011	1.9971	2.4026	2.31	2.85	2.15	2.43
6/9/2011	2.0382	2.4259	2.352	2.8548	2.16	2.44
6/8/2011	2.0197	2.4193	2.3605	2.8413	2.18	2.45
6/7/2011	2.0544	2.4587	2.361	2.8689	2.19	2.46
6/6/2011	2.0421	2.4656	2.353	2.8761	2.20	2.47
6/3/2011	2.0486	2.4557	2.35	2.8704	2.21	2.48
6/2/2011	2.0439	2.4574	2.334	2.8737	2.22	2.49
6/1/2011	2.0104	2.3992	2.3025	2.8224	2.23	2.50
5/31/2011	2.0374	2.4166	2.335	2.8263	2.24	2.51
5/30/2011	2.0547	2.4405	2.37	2.86	2.25	2.52
5/27/2011	2.0547	2.4405	2.353	2.851	2.26	2.53
5/26/2011	2.0731	2.4455	2.371	2.8454	2.27	2.53
5/25/2011	2.1022	2.4693	2.403	2.8693	2.28	2.54
5/24/2011	2.101	2.4598	2.384	2.8549	2.29	2.55
5/23/2011	2.0747	2.4342	2.356	2.8098	2.30	2.56
5/20/2011	2.1025	2.4535	2.384	2.8081	2.31	2.57
5/19/2011	2.128	2.4698	2.388	2.8041	2.32	2.58
5/18/2011	2.187	2.5127	2.459	2.8321	2.33	2.58
5/17/2011	2.1209	2.4493	2.386	2.7739	2.34	2.59
5/16/2011	2.1411	2.4881	2.383	2.7932	2.35	2.60
5/13/2011	2.1941	2.5422	2.45	2.8369	2.35	2.61
5/12/2011	2.2338	2.5838	2.473	2.8774	2.36	2.61
5/11/2011	2.2425	2.5791	2.4965	2.8848	2.36	2.61
5/10/2011	2.3511	2.63	2.596	2.9248	2.36	2.61
5/9/2011	2.3126	2.6187	2.5765	2.9169	2.36	2.61
5/6/2011	2.2888	2.6009	2.575	2.9017	2.36	2.60
5/5/2011	2.3252	2.5913	2.59	2.8835	2.35	2.60
5/4/2011	2.4196	2.662	2.6835	2.952	2.35	2.59
5/3/2011	2.4338	2.667	2.6995	2.9567	2.34	2.59
5/2/2011	2.4684	2.6652	2.715	2.9469	2.34	2.58
4/29/2011	2.4702	2.6719	2.64	2.9568	2.33	2.57
4/28/2011	2.4299	2.6661	2.647	2.9622	2.33	2.56
4/27/2011	2.4133	2.682	2.664	2.992	2.32	2.56
4/26/2011	2.3478	2.6712	2.59	2.9669	2.32	2.55
4/25/2011	2.31	2.7156	2.582	2.9907	2.31	2.54
4/22/2011	2.315	2.7146	2.594	2.9954	2.30	2.53
4/21/2011	2.3191	2.7238	2.594	2.9954	2.30	2.53
4/20/2011	2.3635	2.7512	2.63	3.0143	2.29	2.52
4/19/2011	2.3344	2.7658	2.585	3.0458	2.29	2.52
4/18/2011	2.2968	2.7591	2.574	3.0368	2.29	2.52
4/15/2011	2.3065	2.7717	2.5475	3.0582	2.29	2.52
4/14/2011	2.3522	2.7738	2.629	3.0602	2.29	2.52
4/13/2011	2.3419	2.7604	2.62	3.0603	2.28	2.51
4/12/2011	2.3505	2.773	2.635	3.0525	2.28	2.51
4/11/2011	2.4465	2.7945	2.68	3.0676	2.27	2.51
4/8/2011	2.438	2.7846	2.652	3.0638	2.26	2.50
4/7/2011	2.3756	2.7216	2.644	3.0345	2.25	2.49
4/6/2011	2.3965	2.7079	2.623	3.0194	2.25	2.49
4/5/2011	2.3823	2.7023	2.621	3.0027	2.24	2.48
4/4/2011	2.3183	2.6855	2.568	2.994	2.24	2.48
4/1/2011	2.2942	2.6641	2.52	2.9744	2.23	2.47
3/31/2011	2.2986	2.6437	2.5045	2.9517	2.22	2.47
3/30/2011	2.2279	2.6222	2.453	2.9355	2.21	2.46
3/29/2011	2.2564	2.6376	2.4375	2.9442	2.20	2.46
3/28/2011	2.2088	2.6214	2.4415	2.9256	2.19	2.45
3/25/2011	2.2229	2.613	2.47	2.9234	2.18	2.44
3/24/2011	2.2796	2.6325	2.415	2.9269	2.17	2.44
3/23/2011	2.2694	2.5862	2.421	2.8828	2.16	2.43
3/22/2011	2.2385	2.6048	2.4898	2.9235	2.15	2.43
3/21/2011	2.312	2.6508	2.44	2.9593	2.14	2.42
3/18/2011	2.2742	2.6348	2.5005	2.9591	2.13	2.42
3/17/2011	2.2652	2.6559	2.465	2.9758	2.12	2.41



Docket No. EL18-\_\_\_\_  
**Volume 4A**  
**Section 6**

3/16/2011	2.1406	2.572	2.386	2.9473	2.11	2.41
3/15/2011	2.164	2.6183	2.36	2.9654	2.10	2.40
3/14/2011	2.1826	2.6548	2.37	3.0053	2.09	2.40
3/11/2011	2.1967	2.6765	2.44	3.0119	2.09	2.40
3/10/2011	2.2061	2.6731	2.49	3.032	2.08	2.39
3/9/2011	2.2626	2.7066	2.59	3.0862	2.06	2.39
3/8/2011	2.2987	2.7356	2.555	3.0939	2.05	2.37
3/7/2011	2.283	2.7085	2.535	3.0707	2.04	2.36
3/4/2011	2.223	2.6801	2.515	3.0651	2.02	2.35
3/3/2011	2.2455	2.6476	2.5875	3.0629	2.01	2.34
3/2/2011	2.2254	2.6263	2.5375	3.0157	2.00	2.33
3/1/2011	2.1817	2.5591	2.486	2.9739	1.98	2.32
2/28/2011	2.1575	2.5487	2.4255	2.9398	1.97	2.31
2/25/2011	2.1914	2.5475	2.465	2.9683	1.96	2.31
2/24/2011	2.2141	2.5539	2.495	2.9657	1.95	2.30
2/23/2011	2.2037	2.5456	2.475	2.9449	1.94	2.29
2/22/2011	2.1068	2.5373	2.418	2.9254	1.93	2.28
2/21/2011	2.064	2.522	2.355	2.93	1.92	2.28
2/18/2011	2.064	2.554	2.3985	2.9324	1.92	2.28
2/17/2011	1.9861	2.5287	2.239	2.8938	1.91	2.28
2/16/2011	1.9443	2.4913	2.271	2.8623	1.91	2.28
2/15/2011	1.9361	2.4979	2.28	2.8885	1.91	2.28
2/14/2011	1.9148	2.5076	2.272	2.8791	1.90	2.28
2/11/2011	1.9074	2.5018	2.263	2.8885	1.90	2.27
2/10/2011	1.923	2.5148	2.2695	2.9091	1.89	2.27
2/9/2011	1.9394	2.5399	2.3155	2.9298	1.89	2.26
2/8/2011	1.9825	2.5625	2.3305	2.9519	1.88	2.25
2/7/2011	1.9632	2.5468	2.335	2.9561	1.87	2.25
2/4/2011	1.9962	2.5547	2.32	2.9747	1.86	2.24
2/3/2011	1.9712	2.5381	2.305	2.9491	1.86	2.23
2/2/2011	1.9573	2.5273	2.295	2.9583	1.85	2.23
2/1/2011	1.9543	2.5448	2.307	2.9625	1.84	2.22
1/31/2011	1.9123	2.5104	2.26	2.9296	1.84	2.22
1/28/2011	1.8573	2.4763	2.2725	2.9062	1.83	2.21
1/27/2011	1.8304	2.4931	2.236	2.8989	1.82	2.20
1/26/2011	1.8897	2.5216	2.2175	2.9407	1.82	2.20
1/25/2011	1.8668	2.4798	2.248	2.8938	1.81	2.19
1/24/2011	1.8759	2.5208	2.23	2.9055	1.81	2.19
1/21/2011	1.8615	2.5508	2.228	2.9246	1.80	2.18
1/20/2011	1.8519	2.5694	2.233	2.9354	1.79	2.17
1/19/2011	1.885	2.6098	2.275	2.9672	1.78	2.16
1/18/2011	1.9	2.6265	2.275	2.9927	1.77	2.15
1/17/2011	1.892	2.6042	2.258	2.967	1.76	2.14
1/14/2011	1.8667	2.607	2.255	2.9824	1.74	2.13
1/13/2011	1.8805	2.6093	2.27	3.0004	1.73	2.12
1/12/2011	1.9368	2.6095	2.345	2.9988	1.72	2.11
1/11/2011	1.9328	2.5953	2.34	2.9955	1.71	2.10
1/10/2011	1.8598	2.5682	2.28	2.9841	1.69	2.09
1/7/2011	1.865	2.5798	2.26	3.0228	1.68	2.07
1/6/2011	1.8825	2.5899	2.284	3.0419	1.66	2.06
1/5/2011	1.8665	2.5942	2.2655	3.0396	1.65	2.05
1/4/2011	1.7874	2.5283	2.145	2.97	1.64	2.04
1/3/2011	1.7372	2.5055	2.0928	2.9423	1.63	2.03
12/31/2010	1.7337	2.4854	2.1125	2.9031	1.62	2.03
12/30/2010	1.7355	2.5052	2.118	2.9203	1.61	2.02
12/29/2010	1.7314	2.5205	2.142	2.9262	1.61	2.02
12/28/2010	1.7606	2.5247	2.128	2.936	1.60	2.01
12/27/2010	1.7541	2.5075	2.128	2.9257	1.59	2.00
12/24/2010	1.7839	2.5468	2.14	2.9619	1.58	1.99
12/23/2010	1.7766	2.5477	2.146	2.9628	1.57	1.98
12/22/2010	1.7508	2.5426	2.1	2.9572	1.56	1.98
12/21/2010	1.7101	2.5459	2.083	2.9582	1.55	1.97
12/20/2010	1.6817	2.5571	2.053	2.9648	1.55	1.97
12/17/2010	1.6784	2.5793	2.069	2.989	1.54	1.97
12/16/2010	1.6911	2.6138	2.078	3.032	1.54	1.96

Docket No. EL18-\_\_\_\_  
**Volume 4A**  
**Section 6**

12/15/2010	1.6863	2.6022	2.078	3.0254	1.53	1.96
12/14/2010	1.632	2.5226	2.018	2.9464	1.52	1.95
12/13/2010	1.5748	2.5126	1.969	2.9429	1.52	1.94
12/10/2010	1.5734	2.4761	1.9745	2.8918	1.51	1.94
12/9/2010	1.5761	2.4845	1.973	2.9081	1.51	1.93
12/8/2010	1.5831	2.5322	2.0555	2.979	1.50	1.93
12/7/2010	1.5629	2.5622	2	3.0272	1.50	1.92
12/6/2010	1.4931	2.5352	1.9515	2.9941	1.50	1.92
12/3/2010	1.5125	2.5419	1.979	3.0032	1.50	1.92
12/2/2010	1.5388	2.5249	1.99	2.9925	1.50	1.91
12/1/2010	1.5212	2.5084	1.9415	2.9733	1.50	1.91
11/30/2010	1.442	2.4624	1.877	2.9228	1.50	1.91
11/29/2010	1.5056	2.5134	1.942	2.9716	1.50	1.90
11/26/2010	1.5095	2.5523	1.9445	3.006	1.50	1.90
11/25/2010	1.5174	2.5495	1.957	2.96	1.50	1.90
11/24/2010	1.5182	2.5513	1.9465	2.991	1.50	1.89
11/23/2010	1.4715	2.5406	1.9085	2.9815	1.51	1.89
11/22/2010	1.5173	2.5497	1.9445	3.0089	1.51	1.90
11/19/2010	1.526	2.5535	1.9615	2.9948	1.51	1.89
11/18/2010	1.5022	2.5428	1.901	2.9999	1.51	1.88
11/17/2010	1.4673	2.5288	1.887	2.9462	1.50	1.88
11/16/2010	1.419	2.515	1.8425	2.918	1.50	1.87
11/15/2010	1.5175	2.5913	1.949	2.9526	1.51	1.87
11/12/2010	1.5046	2.6012	1.9315	2.9652	1.50	1.86
11/11/2010	1.5571	2.6594	1.982	2.99	1.49	1.85
11/10/2010	1.5439	2.649	1.972	3.0252	1.48	1.83
11/9/2010	1.5284	2.623	1.976	2.9933	1.48	1.82
11/8/2010	1.5469	2.5962	1.9325	2.9653	1.47	1.81
11/5/2010	1.5229	2.5928	1.9305	2.9725	1.46	1.80
11/4/2010	1.4619	2.5918	1.886	2.9538	1.45	1.78
11/3/2010	1.4665	2.6192	1.867	3.0073	1.44	1.77
11/2/2010	1.4368	2.5976	1.845	2.9483	1.43	1.76
11/1/2010	1.4474	2.6178	1.831	2.9888	1.43	1.75
10/29/2010	1.4206	2.5881	1.7965	2.9542	1.42	1.74
10/28/2010	1.4664	2.612	1.809	2.9671	1.41	1.73
10/27/2010	1.5328	2.5856	1.895	2.9283	1.40	1.72
10/26/2010	1.5792	2.5756	1.9455	2.9299	1.39	1.70
10/25/2010	1.5713	2.5606	1.915	2.9122	1.38	1.69
10/22/2010	1.5307	2.5423	1.889	2.892	1.37	1.68
10/21/2010	1.4942	2.5867	1.8465	2.9303	1.36	1.66
10/20/2010	1.457	2.5299	1.7945	2.8757	1.36	1.65
10/19/2010	1.4808	2.5547	1.84	2.899	1.35	1.64
10/18/2010	1.4914	2.5552	1.8285	2.8998	1.34	1.63
10/15/2010	1.5665	2.5593	1.865	2.9235	1.33	1.62
10/14/2010	1.6804	2.5594	1.964	2.926	1.32	1.60
10/13/2010	1.5594	2.44	1.932	2.8456	1.30	1.59
10/12/2010	1.4695	2.3146	1.7745	2.7433	1.29	1.57
10/11/2010	1.476	2.3357	1.7445	2.707	1.28	1.56
10/8/2010	1.4462	2.3349	1.782	2.7371	1.27	1.55
10/7/2010	1.4575	2.2761	1.692	2.6373	1.26	1.54
10/6/2010	1.4515	2.2603	1.744	2.6458	1.25	1.54
10/5/2010	1.3616	2.2143	1.696	2.6325	1.24	1.53
10/4/2010	1.3083	2.1315	1.603	2.5544	1.24	1.52
10/1/2010	1.2987	2.1191	1.617	2.5506	1.23	1.51
9/30/2010	1.2762	2.0684	1.603	2.4918	1.23	1.51
9/29/2010	1.2598	2.116	1.562	2.5319	1.22	1.50
9/28/2010	1.2837	2.139	1.5835	2.5601	1.22	1.50
9/27/2010	1.2438	2.1378	1.55	2.5467	1.22	1.50
9/24/2010	1.2545	2.165	1.562	2.5217	1.22	1.50
9/23/2010	1.2454	2.143	1.535	2.5474	1.22	1.50
9/22/2010	1.2796	2.1891	1.5605	2.5845	1.22	1.50
9/21/2010	1.2394	2.1476	1.547	2.5877	1.22	1.51
9/20/2010	1.1995	2.1387	1.488	2.5269	1.23	1.51
9/17/2010	1.1999	2.124	1.4825	2.5062	1.24	1.52
9/16/2010	1.2522	2.1643	1.484	2.544	1.24	1.53

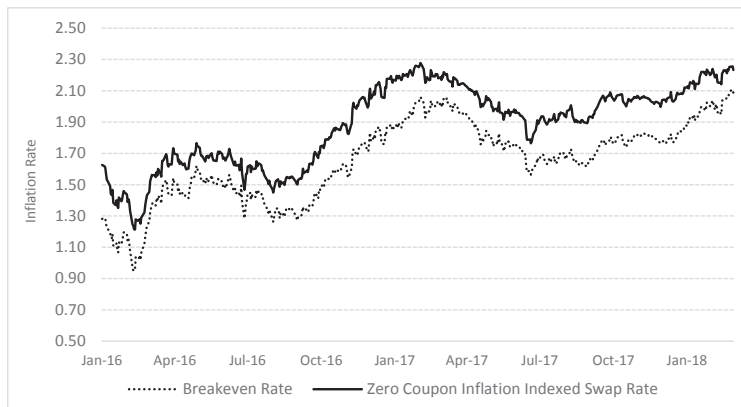
Docket No. EL18-\_\_\_\_  
**Volume 4A**  
**Section 6**

9/15/2010	1.2525	2.1603	1.536	2.543	1.25	1.53
9/14/2010	1.2596	2.1383	1.496	2.5119	1.26	1.54
9/13/2010	1.3314	2.19	1.54	2.5595	1.26	1.55
9/10/2010	1.3153	2.1709	1.567	2.5447	1.27	1.55
9/9/2010	1.2553	2.1017	1.481	2.5102	1.27	1.56
9/8/2010	1.1979	2.0464	1.4575	2.4467	1.28	1.56
9/7/2010	1.1809	2.0354	1.4485	2.4225	1.28	1.57
9/6/2010	1.2119	2.0761	1.49	2.47	1.29	1.58
9/3/2010	1.2123	2.0761	1.53	2.4696	1.30	1.58
9/2/2010	1.1735	2.039	1.459	2.4211	1.30	1.59
9/1/2010	1.1672	2.0205	1.461	2.4071	1.31	1.59
8/31/2010	1.1643	1.9418	1.4205	2.3203	1.32	1.60
8/30/2010	1.2016	1.982	1.522	2.3854	1.32	1.61
8/27/2010	1.2358	2.052	1.5305	2.4559	1.33	1.61
8/26/2010	1.1932	1.9628	1.47	2.3788	1.33	1.61
8/25/2010	1.1837	1.9438	1.469	2.3688	1.33	1.61
8/24/2010	1.134	1.8892	1.4355	2.3313	1.34	1.62
8/23/2010	1.1711	1.9372	1.471	2.3851	1.35	1.63
8/20/2010	1.2017	1.9114	1.5035	2.3563	1.37	1.64
8/19/2010	1.1962	1.9004	1.49	2.3454	1.37	1.65
8/18/2010	1.2301	1.9699	1.56	2.4069	1.38	1.66
8/17/2010	1.2371	1.9862	1.55	2.4333	1.39	1.67
8/16/2010	1.234	1.9841	1.585	2.426	1.40	1.67
8/13/2010	1.2911	2.0685	1.586	2.4912	1.40	1.68
8/12/2010	1.3255	2.1069	1.6	2.5327	1.41	1.69
8/11/2010	1.388	2.1344	1.7	2.5609	1.41	1.69
8/10/2010	1.4345	2.2264	1.7	2.6352	1.42	1.69
8/9/2010	1.4259	2.1752	1.731	2.5832	1.42	1.70
8/6/2010	1.4193	2.1666	1.69	2.5702	1.42	1.70
8/5/2010	1.4539	2.2128	1.7665	2.6245	1.43	1.71
8/4/2010	1.4548	2.2124	1.7	2.6151	1.43	1.71
8/3/2010	1.4607	2.2139	1.6885	2.6124	1.44	1.72
8/2/2010	1.4558	2.2016	1.685	2.6064	1.44	1.73
7/30/2010	1.383	2.1394	1.633	2.5535	1.45	1.73
7/29/2010	1.3947	2.1928	1.666	2.6005	1.46	1.74
7/28/2010	1.4057	2.1731	1.66	2.6032	1.47	1.75
7/27/2010	1.4173	2.1578	1.674	2.5876	1.48	1.76
7/26/2010	1.3837	2.1173	1.622	2.5508	1.49	1.77
7/23/2010	1.3708	2.1069	1.6555	2.539	1.50	1.78
7/22/2010	1.3414	2.0901	1.607	2.5261	1.51	1.79
7/21/2010	1.3183	2.046	1.6	2.4825	1.52	1.80
7/20/2010	1.319	2.0571	1.573	2.4902	1.53	1.81
7/19/2010	1.3128	2.0619	1.603	2.4946	1.54	1.82
7/16/2010	1.3426	2.0907	1.63	2.5158	1.55	1.83
7/15/2010	1.4303	2.1755	1.7015	2.5953	1.56	1.85
7/14/2010	1.4642	2.2151	1.769	2.6311	1.57	1.85
7/13/2010	1.5023	2.2528	1.77	2.6701	1.58	1.86
7/12/2010	1.4688	2.2354	1.757	2.6442	1.59	1.87
7/9/2010	1.4558	2.2259	1.754	2.6407	1.59	1.88
7/8/2010	1.4233	2.1934	1.74	2.6044	1.60	1.89
7/7/2010	1.387	2.124	1.698	2.5691	1.61	1.90
7/6/2010	1.3966	2.1138	1.7035	2.5512	1.62	1.91
7/5/2010	1.4732	2.1517	1.805	2.608	1.63	1.93
7/2/2010	1.4701	2.1517	1.772	2.6063	1.64	1.93
7/1/2010	1.4809	2.1354	1.7855	2.5912	1.64	1.94
6/30/2010	1.5196	2.1921	1.841	2.6223	1.64	1.95
6/29/2010	1.51	2.2462	1.847	2.6535	1.65	1.95
6/28/2010	1.5502	2.2965	1.875	2.7171	1.65	1.96
6/25/2010	1.5976	2.3425	1.9165	2.7515	1.66	1.97
6/24/2010	1.6059	2.355	1.87	2.7505	1.67	1.98
6/23/2010	1.6386	2.3559	1.858	2.7519	1.68	1.99
6/22/2010	1.6561	2.3928	1.885	2.7936	1.69	2.01
6/21/2010	1.6937	2.4256	1.89	2.8315	1.70	2.02
6/18/2010	1.6707	2.4077	1.86	2.8139	1.70	2.03
6/17/2010	1.6738	2.4118	1.9015	2.8235	1.71	2.05

Docket No. EL18-\_\_\_\_  
**Volume 4A**  
**Section 6**

6/16/2010	1.6724	2.4121	1.93	2.8152	1.72	2.05
6/15/2010	1.6701	2.4129	1.9305	2.829	1.72	2.06
6/14/2010	1.6659	2.3917	1.9425	2.8167	1.73	2.07
6/11/2010	1.6563	2.372	1.94	2.7901	1.74	2.08
6/10/2010	1.6753	2.3965	1.96	2.8136	1.75	2.10
6/9/2010	1.6199	2.3633	1.935	2.7872	1.76	2.11
6/8/2010	1.6236	2.3536	1.9395	2.7972	1.78	2.12
6/7/2010	1.6226	2.3546	1.9305	2.8092	1.79	2.13
6/4/2010	1.6757	2.3862	1.9625	2.8488	1.80	2.14
6/3/2010	1.7648	2.4648	2.07	2.9293	1.81	2.16
6/2/2010	1.7192	2.4152	2.0315	2.9152	1.81	2.16
6/1/2010	1.6653	2.3869	2.015	2.8926	1.82	2.17
5/31/2010	1.7019	2.4151	2	2.89	1.83	2.18
5/28/2010	1.7021	2.4222	2.073	2.935	1.83	2.19
5/27/2010	1.7089	2.4242	2.055	2.9058	1.84	2.19
5/26/2010	1.639	2.3206	2.0125	2.8318	1.84	2.20
5/25/2010	1.5736	2.2581	2.074	2.7956	1.85	2.21
5/24/2010	1.5968	2.3053	2.018	2.8341	1.86	2.21
5/21/2010	1.601	2.2963	2.002	2.7857	1.87	2.22
5/20/2010	1.5943	2.2838	1.9655	2.7319	1.88	2.23
5/19/2010	1.7363	2.4193	2.101	2.8398	1.89	2.24
5/18/2010	1.7761	2.4965	2.17	2.9262	1.90	2.24
5/17/2010	1.8224	2.5213	2.181	2.9679	1.90	2.24
5/14/2010	1.8593	2.546	2.208	2.9874	1.90	2.24
5/13/2010	1.9234	2.6074	2.263	3.0272	1.90	2.24
5/12/2010	1.9504	2.631	2.285	3.0649	1.90	2.24
5/11/2010	1.8816	2.5743	2.249	3.0034	1.89	2.24
5/10/2010	1.8701	2.5558	2.207	2.987	1.89	2.23
5/7/2010	1.7676	2.5654	2.131	2.9082	1.89	2.23
5/6/2010	1.8091	2.5022	2.164	2.8543	1.89	2.22
5/5/2010	1.9097	2.5629	2.227	2.9592	1.88	2.22
5/4/2010	1.9706	2.5846	2.2685	2.9632	1.88	2.21
5/3/2010	2.022	2.6673	2.309	3.0486	1.87	2.21
4/30/2010	2.0202	2.6796	2.288	3.0641	1.86	2.20
4/29/2010	2.0581	2.7122	2.3205	3.0953	1.86	2.19
4/28/2010	2.0079	2.6686	2.284	3.0484	1.84	2.18
4/27/2010	1.9555	2.6279	2.261	3.01	1.84	2.17
4/26/2010	1.8791	2.6622	2.269	3.0542	1.84	2.17
4/23/2010	1.8756	2.6442	2.292	3.046	1.83	2.16
4/22/2010	1.8513	2.6352	2.236	3.021	1.83	2.16
4/21/2010	1.8714	2.6429	2.268	3.0289	1.83	2.16
4/20/2010	1.8772	2.6476	2.264	3.0247	1.83	2.15
4/19/2010	1.8438	2.6474	2.2285	3.0212	1.83	2.14
4/16/2010	1.8595	2.6605	2.2175	3.036	1.83	2.14
4/15/2010	1.8961	2.6814	2.253	3.0582	1.82	2.14
4/14/2010	1.8789	2.651	2.227	3.0515	1.82	2.13
4/13/2010	1.873	2.6318	2.23	3.0211	1.82	2.13
4/12/2010	1.896	2.6368	2.24	3.0315	1.81	2.12
4/9/2010	1.89	2.637	2.241	3.0345	1.80	2.12
4/8/2010	1.8916	2.6415	2.231	3.028	1.80	2.11
4/7/2010	1.8891	2.6512	2.231	3.0344	1.79	2.10
4/6/2010	1.8627	2.6346	2.191	3.0287	1.79	2.10
4/5/2010	1.8421	2.5974	2.211	3.009	1.78	2.10
4/2/2010	1.826	2.5865	2.161	2.99	1.78	2.09
4/1/2010	1.8132	2.5746	2.146	2.9811	1.78	2.09
3/31/2010	1.7889	2.5512	2.115	2.9562	1.78	2.09
3/30/2010	1.7561	2.5291	2.045	2.9075	1.79	2.10
3/29/2010	1.763	2.5431	2.046	2.9378	1.79	2.10
3/26/2010	1.7731	2.5451	2.051	2.9333	1.79	2.11
3/25/2010	1.7768	2.5455	2.061	2.9375	1.79	2.11
3/24/2010	1.7914	2.5261	2.056	2.9299	1.80	2.12
3/23/2010	1.7512	2.4962	2.0425	2.9498	1.80	2.12
3/22/2010	1.7576	2.4785	2.051	2.9219	1.80	2.13
3/19/2010	1.7632	2.4844	2.071	2.922	1.80	2.13
3/18/2010	1.8303	2.5029	2.121	2.937	1.80	2.14

3/17/2010	1.8639	2.5059	2.141	2.931	1.80	2.14
3/16/2010	1.8359	2.4878	2.111	2.9164	1.80	2.14
3/15/2010	1.8416	2.5105	2.111	2.9335	1.80	2.15
3/12/2010	1.849	2.5029	2.133	2.924	1.80	2.15
3/11/2010	1.8166	2.5114	2.108	2.9276	1.80	2.15
3/10/2010	1.7949	2.5231	2.12	2.9405	1.80	2.16
3/9/2010	1.7917	2.4966	2.105	2.9332	1.80	2.16
3/8/2010	1.7964	2.5139	2.147	2.9451	1.80	2.16
3/5/2010	1.7752	2.492	2.105	2.9293	1.80	2.17
3/4/2010	1.7398	2.4366	2.093	2.8719	1.80	2.17
3/3/2010	1.7231	2.435	2.07	2.8646	1.81	2.17
3/2/2010	1.7146	2.4353	2.055	2.8661	1.81	2.18
3/1/2010	1.6965	2.4229	2.052	2.8526	1.82	2.18
2/26/2010	1.7154	2.4248	2.04	2.85	1.83	2.19
2/25/2010	1.7181	2.4352	2.06	2.8697	1.83	2.20
2/24/2010	1.7804	2.4782	2.134	2.9132	1.84	2.21
2/23/2010	1.7903	2.4947	2.152	2.9286	1.85	2.21
2/22/2010	1.8358	2.4412	2.187	2.998	1.85	2.22
2/19/2010	1.8426	2.4636	2.1615	3.008	1.85	2.23
2/18/2010	1.9154	2.4998	2.232	3.0389	1.86	2.23
2/17/2010	1.8727	2.4693	2.217	3.0173	1.86	2.24
2/16/2010	1.8227	2.4217	2.175	2.9758	1.87	2.24
2/15/2010	1.8245	2.4043	2.198	2.98	1.87	2.25
2/12/2010	1.8237	2.4137	2.169	2.957	1.88	2.26
2/11/2010	1.8261	2.4207	2.222	2.9857	1.88	2.26
2/10/2010	1.818	2.4341	2.1725	3.0073	1.89	2.27
2/9/2010	1.8143	2.4562	2.191	3.0169	1.89	2.27
2/8/2010	1.7354	2.4146	2.1355	2.9939	1.89	2.27
2/5/2010	1.7643	2.4273	2.151	3.0144	1.90	2.28
2/4/2010	1.8606	2.4772	2.2295	3.0704	1.90	2.28
2/3/2010	1.9136	2.5417	2.29	3.1191	1.91	2.29
2/2/2010	1.8699	2.5274	2.27	3.1085	1.91	2.29
2/1/2010	1.8443	2.533	2.244	3.0972	1.91	2.29
1/29/2010	1.7823	2.4687	2.134	3.0338	1.91	2.29
1/28/2010	1.7947	2.4976	2.232	3.0616	1.92	2.30
1/27/2010	1.8188	2.4593	2.21	3.031	1.92	2.30
1/26/2010	1.8297	2.4773	2.205	3.0212	1.93	2.30
1/25/2010	1.8521	2.4528	2.209	3.0114	1.93	2.31
1/22/2010	1.8247	2.4362	2.1815	2.9945	1.94	2.32
1/21/2010	1.8517	2.4649	2.212	3.0048	1.95	2.33
1/20/2010	1.9167	2.4783	2.295	3.0115	1.95	2.33
1/19/2010	1.9287	2.5072	2.31	3.0396	1.96	2.34
1/18/2010	1.9051	2.5074	2.275	3.045	1.96	2.34
1/15/2010	1.9043	2.5119	2.273	3.063	1.96	2.34
1/14/2010	1.9312	2.5356	2.29	3.1152	1.97	2.35
1/13/2010	1.9587	2.5754	2.33	3.1479	1.97	2.36
1/12/2010	1.9392	2.5694	2.329	3.1495	1.98	2.36
1/11/2010	1.9978	2.6157	2.392	3.1877	1.98	2.37
1/8/2010	2.0173	2.642	2.3545	3.2204	1.98	2.36
1/7/2010	2.0271	2.6362	2.405	3.2084	1.97	2.36
1/6/2010	1.9853	2.6228	2.35	3.1933	1.96	2.35
1/5/2010	1.9575	2.5719	2.3475	3.1848	1.95	2.36
1/4/2010	1.9362	2.5811	2.35	3.21	1.94	2.36
1/1/2010	1.9459	2.5364	2.37	3.25	1.95	2.37





Source: S&P Global Market Intelligence

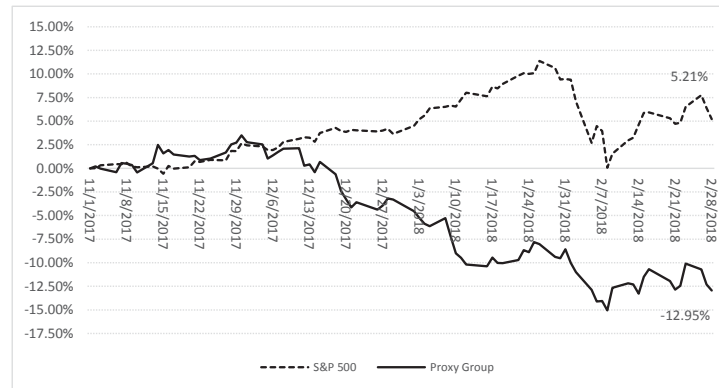
**Market Charts**

Period: Custom Metric: Price/Value

Frequency: Daily

**Price/Value - 11/1/2017 to 2/28/2018 - Daily**

Pricing Date	S&P 500	Proxy Group		
2/28/2018	2,713.8305	86.2135	5.21%	-12.95%
2/27/2018	2,744.2807	86.8594	6.39%	-12.30%
2/26/2018	2,779.5960	88.4433	7.76%	-10.70%
2/23/2018	2,747.2985	89.0507	6.51%	-10.09%
2/22/2018	2,703.9613	86.7068	4.83%	-12.45%
2/21/2018	2,701.3288	86.3207	4.73%	-12.84%
2/20/2018	2,716.2555	87.2101	5.31%	-11.95%
2/16/2018	2,732.2198	88.4658	5.93%	-10.68%
2/15/2018	2,731.2041	87.6494	5.89%	-11.50%
2/14/2018	2,698.6337	85.8873	4.62%	-13.28%
2/13/2018	2,662.9429	86.8604	3.24%	-12.30%
2/12/2018	2,655.9975	86.9709	2.97%	-12.19%
2/9/2018	2,619.5456	86.5022	1.56%	-12.66%
2/8/2018	2,580.9995	84.1371	0.06%	-15.05%
2/7/2018	2,681.6601	85.1210	3.97%	-14.06%
2/6/2018	2,695.1442	85.0678	4.49%	-14.11%
2/5/2018	2,648.9391	86.3020	2.70%	-12.86%
2/2/2018	2,762.1253	88.1594	7.09%	-10.99%
2/1/2018	2,821.9759	89.1022	9.41%	-10.04%
1/31/2018	2,823.8099	90.5443	9.48%	-8.58%
1/30/2018	2,822.4339	89.6172	9.42%	-9.52%
1/29/2018	2,853.5284	89.7431	10.63%	-9.39%
1/26/2018	2,872.8678	91.0828	11.38%	-8.04%
1/25/2018	2,839.2530	91.3107	10.08%	-7.81%
1/24/2018	2,837.5440	90.2410	10.01%	-8.89%
1/23/2018	2,839.1304	90.4493	10.07%	-8.68%
1/22/2018	2,832.9741	89.4192	9.83%	-9.72%
1/19/2018	2,810.3027	89.0988	8.95%	-10.04%
1/18/2018	2,798.0303	89.1020	8.48%	-10.04%
1/17/2018	2,802.5556	89.6877	8.65%	-9.44%
1/16/2018	2,776.4200	88.7602	7.64%	-10.38%
1/12/2018	2,786.2441	88.9436	8.02%	-10.20%



1/11/2018	2,767.5581	89.6647	7.30%	-9.47%
1/10/2018	2,748.2255	90.1131	6.55%	-9.01%
1/9/2018	2,751.2852	91.9535	6.67%	-7.16%
1/8/2018	2,747.7102	93.8268	6.53%	-5.27%
1/5/2018	2,743.1478	92.9784	6.35%	-6.12%
1/4/2018	2,723.9926	93.2280	5.61%	-5.87%
1/3/2018	2,713.0610	93.8629	5.18%	-5.23%
1/2/2018	2,695.8098	94.5364	4.51%	-4.55%
12/29/2017	2,673.6105	95.7660	3.65%	-3.31%
12/28/2017	2,687.5378	95.8866	4.19%	-3.19%
12/27/2017	2,682.6199	95.1360	4.00%	-3.94%
12/26/2017	2,680.5045	94.7091	3.92%	-4.37%
12/22/2017	2,683.3373	95.4807	4.03%	-3.60%
12/21/2017	2,684.5692	94.9529	4.08%	-4.13%
12/20/2017	2,679.2481	95.7801	3.87%	-3.29%
12/19/2017	2,681.4736	96.6901	3.96%	-2.37%
12/18/2017	2,690.1583	98.4242	4.30%	-0.62%
12/15/2017	2,675.8080	99.7105	3.74%	0.68%
12/14/2017	2,652.0124	98.6298	2.82%	-0.42%
12/13/2017	2,662.8452	99.4691	3.24%	0.43%
12/12/2017	2,664.1057	99.3186	3.29%	0.28%
12/11/2017	2,659.9896	101.1524	3.13%	2.13%
12/8/2017	2,651.5010	101.1010	2.80%	2.08%
12/7/2017	2,636.9765	100.7732	2.23%	1.75%
12/6/2017	2,629.2669	100.3950	1.94%	1.37%
12/5/2017	2,629.5708	100.0620	1.95%	1.03%
12/4/2017	2,639.4370	101.5473	2.33%	2.53%
12/1/2017	2,642.2158	101.7766	2.44%	2.76%
11/30/2017	2,647.5799	102.5053	2.65%	3.50%
11/29/2017	2,626.0662	101.7349	1.81%	2.72%
11/28/2017	2,627.0440	101.5533	1.85%	2.54%
11/27/2017	2,601.4239	100.6970	0.86%	1.67%
11/24/2017	2,602.4247	100.0683	0.89%	1.04%
11/22/2017	2,597.0772	99.8950	0.69%	0.86%
11/21/2017	2,599.0292	100.3533	0.76%	1.32%
11/20/2017	2,582.1416	100.2712	0.11%	1.24%
11/17/2017	2,578.8543	100.4990	-0.02%	1.47%
11/16/2017	2,585.6432	100.9564	0.24%	1.93%
11/15/2017	2,564.6205	100.6144	-0.57%	1.59%
11/14/2017	2,578.8718	101.5092	-0.02%	2.49%
11/13/2017	2,584.8448	99.5772	0.21%	0.54%
11/10/2017	2,582.3000	98.6082	0.11%	-0.44%
11/9/2017	2,584.6213	99.3804	0.20%	0.34%
11/8/2017	2,594.3752	99.5204	0.58%	0.48%
11/7/2017	2,590.6418	99.5983	0.44%	0.56%
11/6/2017	2,591.1284	98.6456	0.46%	-0.40%
11/3/2017	2,587.8361	99.0150	0.33%	-0.03%
11/2/2017	2,579.8517	99.2431	0.02%	0.20%
11/1/2017	2,579.3558	99.0414	0.00%	0.00%

Source: S&P Global Market Intelligence

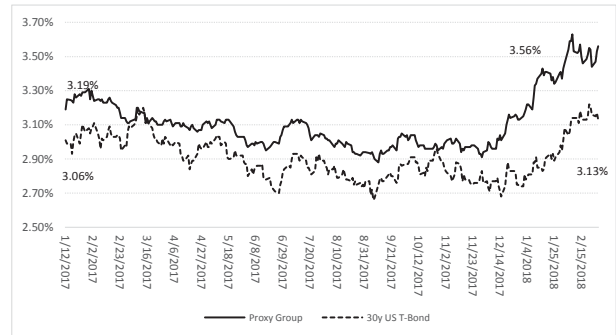
Market Charts

Period: Custom Metric: Rate/ Yield (%)

Frequency: Daily

Rate/ Yield (%) - 11/1/2017 to 2/28/2018 - Dt

Pricing Date	Proxy Group	30y US T-Bond	Proxy Group	30y US T-Bond
2/28/2018	3.56	3.13	3.56%	3.13%
2/27/2018	3.53	3.17	3.53%	3.17%
2/26/2018	3.47	3.15	3.47%	3.15%
2/23/2018	3.44	3.16	3.44%	3.16%
2/22/2018	3.54	3.21	3.54%	3.21%
2/21/2018	3.55	3.22	3.55%	3.22%
2/20/2018	3.51	3.15	3.51%	3.15%
2/19/2018	NA	3.13	3.49%	3.13%
2/16/2018	3.46	3.13	3.46%	3.13%
2/15/2018	3.50	3.15	3.50%	3.15%
2/14/2018	3.57	3.18	3.57%	3.18%
2/13/2018	3.53	3.11	3.53%	3.11%
2/12/2018	3.52	3.14	3.52%	3.14%
2/9/2018	3.53	3.14	3.53%	3.14%
2/8/2018	3.63	3.14	3.63%	3.14%
2/7/2018	3.59	3.12	3.59%	3.12%
2/6/2018	3.59	3.06	3.59%	3.06%
2/5/2018	3.54	3.04	3.54%	3.04%
2/2/2018	3.46	3.08	3.46%	3.08%
2/1/2018	3.43	3.01	3.43%	3.01%
1/31/2018	3.37	2.95	3.37%	2.95%
1/30/2018	3.41	2.98	3.41%	2.98%
1/29/2018	3.40	2.94	3.40%	2.94%
1/26/2018	3.35	2.91	3.35%	2.91%
1/25/2018	3.34	2.89	3.34%	2.89%
1/24/2018	3.38	2.93	3.38%	2.93%
1/23/2018	3.36	2.90	3.36%	2.90%
1/22/2018	3.40	2.93	3.40%	2.93%
1/19/2018	3.41	2.91	3.41%	2.91%
1/18/2018	3.41	2.90	3.41%	2.90%
1/17/2018	3.39	2.84	3.39%	2.84%
1/16/2018	3.43	2.83	3.43%	2.83%
1/15/2018	NA	2.85	3.40%	2.85%
1/12/2018	3.37	2.85	3.37%	2.85%
1/11/2018	3.34	2.91	3.34%	2.91%
1/10/2018	3.33	2.88	3.33%	2.88%
1/9/2018	3.26	2.88	3.26%	2.88%
1/8/2018	3.19	2.81	3.19%	2.81%
1/5/2018	3.22	2.81	3.22%	2.81%
1/4/2018	3.22	2.79	3.22%	2.79%
1/3/2018	3.19	2.78	3.19%	2.78%
1/2/2018	3.17	2.81	3.17%	2.81%
1/1/2018	NA	2.74	3.15%	2.74%
12/29/2017	3.13	2.74	3.13%	2.74%
12/28/2017	3.13	2.75	3.13%	2.75%
12/27/2017	3.15	2.75	3.15%	2.75%
12/26/2017	3.16	2.82	3.16%	2.82%
12/25/2017	NA	2.83	3.15%	2.83%
12/22/2017	3.14	2.83	3.14%	2.83%
12/21/2017	3.16	2.84	3.16%	2.84%
12/20/2017	3.13	2.88	3.13%	2.88%
12/19/2017	3.10	2.82	3.10%	2.82%
12/18/2017	3.05	2.74	3.05%	2.74%
12/15/2017	3.01	2.68	3.01%	2.68%
12/14/2017	3.04	2.71	3.04%	2.71%
12/13/2017	3.01	2.74	3.01%	2.74%
12/12/2017	3.02	2.79	3.02%	2.79%
12/11/2017	2.96	2.77	2.96%	2.77%
12/8/2017	2.96	2.77	2.96%	2.77%
12/7/2017	2.97	2.76	2.97%	2.76%
12/6/2017	2.99	2.71	2.99%	2.71%
12/5/2017	3	2.73	3.00%	2.73%
12/4/2017	2.95	2.77	2.95%	2.77%
12/1/2017	2.94	2.76	2.94%	2.76%
11/30/2017	2.91	2.83	2.91%	2.83%
11/29/2017	2.93	2.81	2.93%	2.81%
11/28/2017	2.93	2.77	2.93%	2.77%
11/27/2017	2.96	2.76	2.96%	2.76%
11/24/2017	2.98	2.76	2.98%	2.76%
11/23/2017	NA	2.75	2.98%	2.75%
11/22/2017	2.98	2.75	2.98%	2.75%
11/21/2017	2.97	2.76	2.97%	2.76%
11/20/2017	2.97	2.78	2.97%	2.78%
11/17/2017	2.97	2.78	2.97%	2.78%
11/16/2017	2.95	2.81	2.95%	2.81%
11/15/2017	2.96	2.77	2.96%	2.77%
11/14/2017	2.94	2.84	2.94%	2.84%
11/13/2017	2.99	2.87	2.99%	2.87%
11/10/2017	3.02	2.88	3.02%	2.88%
11/9/2017	3.00	2.81	3.00%	2.81%
11/8/2017	2.99	2.79	2.99%	2.79%
11/7/2017	2.99	2.77	2.99%	2.77%
11/6/2017	3.02	2.80	3.02%	2.80%
11/3/2017	3.01	2.82	3.01%	2.82%
11/2/2017	3.00	2.83	3.00%	2.83%
11/1/2017	2.99	2.85	2.99%	2.85%



10/31/2017	2.96	2.88	2.96%	2.88%	2.86%
10/30/2017	2.97	2.88	2.97%	2.88%	2.86%
10/27/2017	2.95	2.93	2.95%	2.93%	2.86%
10/26/2017	2.98	2.96	2.98%	2.96%	2.85%
10/25/2017	2.99	2.95	2.99%	2.95%	2.85%
10/24/2017	2.97	2.92	2.97%	2.92%	2.84%
10/23/2017	2.96	2.89	2.96%	2.89%	2.84%
10/20/2017	2.96	2.89	2.96%	2.89%	2.83%
10/19/2017	2.96	2.83	2.96%	2.83%	2.82%
10/18/2017	2.96	2.85	2.96%	2.85%	2.82%
10/17/2017	2.96	2.80	2.96%	2.80%	2.81%
10/16/2017	2.98	2.82	2.98%	2.82%	2.81%
10/13/2017	2.98	2.81	2.98%	2.81%	2.81%
10/12/2017	2.97	2.86	2.97%	2.86%	2.81%
10/11/2017	2.99	2.88	2.99%	2.88%	2.80%
10/10/2017	3.01	2.88	3.01%	2.88%	2.80%
10/9/2017	3.04	2.91	3.04%	2.91%	2.79%
10/6/2017	3.04	2.91	3.04%	2.91%	2.79%
10/5/2017	3.02	2.89	3.02%	2.89%	2.78%
10/4/2017	3.01	2.87	3.01%	2.87%	2.78%
10/3/2017	3.04	2.87	3.04%	2.87%	2.78%
10/2/2017	3.03	2.87	3.03%	2.87%	2.77%
9/29/2017	3.05	2.86	3.05%	2.86%	2.77%
9/28/2017	3.03	2.87	3.03%	2.87%	2.77%
9/27/2017	3.03	2.86	3.03%	2.86%	2.76%
9/26/2017	3.02	2.78	3.02%	2.78%	2.76%
9/25/2017	2.95	2.76	2.95%	2.76%	2.77%
9/22/2017	2.98	2.80	2.98%	2.80%	2.77%
9/21/2017	2.97	2.80	2.97%	2.80%	2.77%
9/20/2017	2.97	2.82	2.97%	2.82%	2.77%
9/19/2017	2.95	2.81	2.95%	2.81%	2.77%
9/18/2017	2.95	2.80	2.95%	2.80%	2.77%
9/15/2017	2.93	2.77	2.93%	2.77%	2.77%
9/14/2017	2.93	2.77	2.93%	2.77%	2.77%
9/13/2017	2.95	2.79	2.95%	2.79%	2.77%
9/12/2017	2.93	2.78	2.93%	2.78%	2.77%
9/11/2017	2.88	2.75	2.88%	2.75%	2.78%
9/8/2017	2.90	2.67	2.90%	2.67%	2.78%
9/7/2017	2.92	2.66	2.92%	2.66%	2.79%
9/6/2017	2.94	2.72	2.94%	2.72%	2.80%
9/5/2017	2.93	2.69	2.93%	2.69%	2.80%
9/4/2017	NA	2.77	2.94%	2.77%	2.81%
9/1/2017	2.94	2.77	2.94%	2.77%	2.81%
8/31/2017	2.94	2.73	2.94%	2.73%	2.81%
8/30/2017	2.94	2.75	2.94%	2.75%	2.82%
8/29/2017	2.93	2.74	2.93%	2.74%	2.82%
8/28/2017	2.92	2.76	2.92%	2.76%	2.83%
8/25/2017	2.93	2.75	2.93%	2.75%	2.83%
8/24/2017	2.93	2.77	2.93%	2.77%	2.83%
8/23/2017	2.94	2.75	2.94%	2.75%	2.84%
8/22/2017	2.94	2.79	2.94%	2.79%	2.84%
8/21/2017	2.98	2.77	2.98%	2.77%	2.85%
8/18/2017	2.99	2.78	2.99%	2.78%	2.85%
8/17/2017	3.00	2.78	3.00%	2.78%	2.86%
8/16/2017	2.97	2.81	2.97%	2.81%	2.86%
8/15/2017	2.98	2.84	2.98%	2.84%	2.86%
8/14/2017	2.99	2.81	2.99%	2.81%	2.87%
8/11/2017	3.01	2.79	3.01%	2.79%	2.87%
8/10/2017	2.99	2.79	2.99%	2.79%	2.87%
8/9/2017	2.99	2.82	2.99%	2.82%	2.87%
8/8/2017	2.97	2.86	2.97%	2.86%	2.87%
8/7/2017	2.98	2.84	2.98%	2.84%	2.86%
8/4/2017	3.01	2.84	3.01%	2.84%	2.86%
8/3/2017	3.01	2.81	3.01%	2.81%	2.86%
8/2/2017	3.02	2.85	3.02%	2.85%	2.85%
8/1/2017	3.02	2.86	3.02%	2.86%	2.85%
7/31/2017	3.04	2.89	3.04%	2.89%	2.84%
7/28/2017	3.05	2.89	3.05%	2.89%	2.84%
7/27/2017	3.03	2.93	3.03%	2.93%	2.84%
7/26/2017	3.04	2.89	3.04%	2.89%	2.83%
7/25/2017	3.04	2.91	3.04%	2.91%	2.83%
7/24/2017	3.04	2.83	3.04%	2.83%	2.83%
7/21/2017	3.01	2.81	3.01%	2.81%	2.83%
7/20/2017	3.04	2.83	3.04%	2.83%	2.83%
7/19/2017	3.08	2.85	3.08%	2.85%	2.83%
7/18/2017	3.10	2.85	3.10%	2.85%	2.83%
7/17/2017	3.11	2.89	3.11%	2.89%	2.83%
7/14/2017	3.12	2.91	3.12%	2.91%	2.83%
7/13/2017	3.13	2.92	3.13%	2.92%	2.82%
7/12/2017	3.11	2.89	3.11%	2.89%	2.82%
7/11/2017	3.13	2.92	3.13%	2.92%	2.82%
7/10/2017	3.13	2.93	3.13%	2.93%	2.82%
7/7/2017	3.11	2.93	3.11%	2.93%	2.82%
7/6/2017	3.13	2.90	3.13%	2.90%	2.82%
7/5/2017	3.11	2.85	3.11%	2.85%	2.82%
7/4/2017	NA	2.86	3.10%	2.86%	2.82%
7/3/2017	3.09	2.86	3.09%	2.86%	2.83%
6/30/2017	3.09	2.84	3.09%	2.84%	2.83%
6/29/2017	3.07	2.82	3.07%	2.82%	2.83%
6/28/2017	3.04	2.77	3.04%	2.77%	2.83%
6/27/2017	3.03	2.75	3.03%	2.75%	2.84%
6/26/2017	2.99	2.70	2.99%	2.70%	2.84%
6/23/2017	3.00	2.71	3.00%	2.71%	2.85%
6/22/2017	3.00	2.72	3.00%	2.72%	2.86%

6/21/2017	2.99	2.73	2.99%	2.73%	2.87%
6/20/2017	2.98	2.74	2.98%	2.74%	2.88%
6/19/2017	2.97	2.79	2.97%	2.79%	2.89%
6/16/2017	2.95	2.78	2.95%	2.78%	2.90%
6/15/2017	2.97	2.78	2.97%	2.78%	2.91%
6/14/2017	2.99	2.79	2.99%	2.79%	2.92%
6/13/2017	3.00	2.87	3.00%	2.87%	2.92%
6/12/2017	3.00	2.86	3.00%	2.86%	2.93%
6/9/2017	2.99	2.86	2.99%	2.86%	2.93%
6/8/2017	3.00	2.85	3.00%	2.85%	2.93%
6/7/2017	2.98	2.84	2.98%	2.84%	2.94%
6/6/2017	2.99	2.81	2.99%	2.81%	2.94%
6/5/2017	2.99	2.84	2.99%	2.84%	2.95%
6/2/2017	2.97	2.80	2.97%	2.80%	2.95%
6/1/2017	2.98	2.87	2.98%	2.87%	2.95%
5/31/2017	3.01	2.87	3.01%	2.87%	2.95%
5/30/2017	3.03	2.88	3.03%	2.88%	2.95%
5/29/2017	NA	2.92	3.03%	2.92%	2.95%
5/26/2017	3.03	2.92	3.03%	2.92%	2.95%
5/25/2017	3.03	2.92	3.03%	2.92%	2.95%
5/24/2017	3.04	2.92	3.04%	2.92%	2.95%
5/23/2017	3.06	2.95	3.06%	2.95%	2.95%
5/22/2017	3.09	2.91	3.09%	2.91%	2.95%
5/19/2017	3.12	2.90	3.12%	2.90%	2.95%
5/18/2017	3.13	2.90	3.13%	2.90%	2.96%
5/17/2017	3.13	2.91	3.13%	2.91%	2.96%
5/16/2017	3.13	2.99	3.13%	2.99%	2.96%
5/15/2017	3.11	3.00	3.11%	3.00%	2.96%
5/12/2017	3.12	2.98	3.12%	2.98%	2.96%
5/11/2017	3.13	3.03	3.13%	3.03%	2.96%
5/10/2017	3.13	3.03	3.13%	3.03%	2.96%
5/9/2017	3.13	3.04	3.13%	3.04%	2.96%
5/8/2017	3.10	3.02	3.10%	3.02%	2.96%
5/5/2017	3.08	2.99	3.08%	2.99%	2.96%
5/4/2017	3.10	3.00	3.10%	3.00%	2.96%
5/3/2017	3.12	2.97	3.12%	2.97%	2.96%
5/2/2017	3.11	2.97	3.11%	2.97%	2.96%
5/1/2017	3.12	3.00	3.12%	3.00%	2.96%
4/28/2017	3.10	2.96	3.10%	2.96%	2.97%
4/27/2017	3.07	2.96	3.07%	2.96%	2.97%
4/26/2017	3.07	2.97	3.07%	2.97%	2.98%
4/25/2017	3.07	2.99	3.07%	2.99%	2.98%
4/24/2017	3.06	2.93	3.06%	2.93%	2.99%
4/21/2017	3.08	2.89	3.08%	2.89%	3.00%
4/20/2017	3.10	2.89	3.10%	2.89%	3.01%
4/19/2017	3.09	2.87	3.09%	2.87%	3.02%
4/18/2017	3.07	2.84	3.07%	2.84%	3.03%
4/17/2017	3.08	2.92	3.08%	2.92%	3.03%
4/14/2017	NA	2.89	3.10%	2.89%	3.04%
4/13/2017	3.11	2.89	3.11%	2.89%	3.05%
4/12/2017	3.09	2.92	3.09%	2.92%	3.05%
4/11/2017	3.09	2.93	3.09%	2.93%	3.06%
4/10/2017	3.11	2.99	3.11%	2.99%	3.06%
4/7/2017	3.11	3.00	3.11%	3.00%	3.06%
4/6/2017	3.10	2.99	3.10%	2.99%	3.06%
4/5/2017	3.09	2.98	3.09%	2.98%	3.06%
4/4/2017	3.11	2.99	3.11%	2.99%	3.06%
4/3/2017	3.13	2.98	3.13%	2.98%	3.06%
3/31/2017	3.12	3.02	3.12%	3.02%	3.06%
3/30/2017	3.13	3.03	3.13%	3.03%	3.06%
3/29/2017	3.12	2.99	3.12%	2.99%	3.06%
3/28/2017	3.10	3.02	3.10%	3.02%	3.07%
3/27/2017	3.10	2.98	3.10%	2.98%	3.07%
3/24/2017	3.10	3.00	3.10%	3.00%	3.07%
3/23/2017	3.12	3.02	3.12%	3.02%	3.07%
3/22/2017	3.12	3.02	3.12%	3.02%	3.07%
3/21/2017	3.13	3.04	3.13%	3.04%	3.07%
3/20/2017	3.14	3.08	3.14%	3.08%	3.07%
3/17/2017	3.11	3.11	3.11%	3.11%	3.07%
3/16/2017	3.14	3.14	3.14%	3.14%	3.07%
3/15/2017	3.11	3.11	3.11%	3.11%	3.07%
3/14/2017	3.17	3.17	3.17%	3.17%	3.07%
3/13/2017	3.17	3.20	3.17%	3.20%	3.06%
3/10/2017	3.18	3.16	3.18%	3.16%	3.06%
3/9/2017	3.20	3.19	3.20%	3.19%	3.05%
3/8/2017	3.20	3.15	3.20%	3.15%	3.05%
3/7/2017	3.13	3.11	3.13%	3.11%	3.05%
3/6/2017	3.13	3.10	3.13%	3.10%	3.05%
3/3/2017	3.12	3.08	3.12%	3.08%	3.04%
3/2/2017	3.11	3.09	3.11%	3.09%	3.04%
3/1/2017	3.11	3.06	3.11%	3.06%	3.04%
2/28/2017	3.12	2.97	3.12%	2.97%	3.04%
2/27/2017	3.14	2.98	3.14%	2.98%	3.04%
2/24/2017	3.14	2.95	3.14%	2.95%	3.04%
2/23/2017	3.17	3.02	3.17%	3.02%	3.04%
2/22/2017	3.2	3.04	3.20%	3.04%	3.04%
2/21/2017	3.20	3.04	3.20%	3.04%	3.04%
2/20/2017	NA	3.03	3.22%	3.03%	3.03%
2/17/2017	3.23	3.03	3.23%	3.03%	3.03%
2/16/2017	3.24	3.05	3.24%	3.05%	3.03%
2/15/2017	3.26	3.09	3.26%	3.09%	3.03%
2/14/2017	3.25	3.07	3.25%	3.07%	3.03%
2/13/2017	3.23	3.03	3.23%	3.03%	3.02%
2/10/2017	3.23	3.01	3.23%	3.01%	3.03%

2/9/2017	3.25	3.02	3.25%	3.02%	3.03%
2/8/2017	3.24	2.96	3.24%	2.96%	3.03%
2/7/2017	3.25	3.02	3.25%	3.02%	3.03%
2/6/2017	3.25	3.05	3.25%	3.05%	3.03%
2/3/2017	3.24	3.11	3.24%	3.11%	3.03%
2/2/2017	3.27	3.09	3.27%	3.09%	3.03%
2/1/2017	3.3	3.08	3.30%	3.08%	3.02%
1/31/2017	3.25	3.05	3.25%	3.05%	3.02%
1/30/2017	3.31	3.08	3.31%	3.08%	3.02%
1/27/2017	3.29	3.06	3.29%	3.06%	3.02%
1/26/2017	3.29	3.08	3.29%	3.08%	3.02%
1/25/2017	3.29	3.1	3.29%	3.10%	3.01%
1/24/2017	3.27	3.05	3.27%	3.05%	3.01%
1/23/2017	3.28	2.99	3.28%	2.99%	3.00%
1/20/2017	3.26	3.05	3.26%	3.05%	3.01%
1/19/2017	3.28	3.04	3.28%	3.04%	3.00%
1/18/2017	3.23	3	3.23%	3.00%	3.00%
1/17/2017	3.24	2.93	3.24%	2.93%	3.00%
1/16/2017	NA	2.99	3.25%	2.99%	3.01%
1/13/2017	3.25	2.99	3.25%	2.99%	3.01%
1/12/2017	3.19	3.01	3.19%	3.01%	3.01%
1/11/2017	3.19	2.96	3.19%	2.96%	3.01%
1/10/2017	3.23	2.97	3.23%	2.97%	3.01%
1/9/2017	3.23	2.97	3.23%	2.97%	3.02%
1/6/2017	3.18	3	3.18%	3.00%	3.03%
1/5/2017	3.18	2.96	3.18%	2.96%	3.03%
1/4/2017	3.17	3.05	3.17%	3.05%	3.05%
1/3/2017	3.2	3.04	3.20%	3.04%	3.05%
1/2/2017	NA	3.06	3.20%	3.06%	3.06%
12/30/2016	3.19	3.06	3.19%	3.06%	3.06%



Source: S&P Global Market Intelligence

<b>Pricing Date</b>	<b>OTTR-SD</b>	<u>30-day average:</u>
2/28/2018	18.8	19.16
2/27/2018	18.9	
2/26/2018	17.9	L-T Average
2/23/2018	18.0	17.14
2/22/2018	17.6	
2/21/2018	19.0	
2/20/2018	19.2	
2/16/2018	19.4	
2/15/2018	19.3	
2/14/2018	18.8	
2/13/2018	18.9	
2/12/2018	18.9	
2/9/2018	18.8	
2/8/2018	18.3	
2/7/2018	18.5	
2/6/2018	18.5	
2/5/2018	18.8	
2/2/2018	19.2	
2/1/2018	19.3	
1/31/2018	20.0	
1/30/2018	19.8	
1/29/2018	19.8	
1/26/2018	20.1	
1/25/2018	20.2	
1/24/2018	19.9	
1/23/2018	20.0	
1/22/2018	19.7	
1/19/2018	19.7	
1/18/2018	19.7	
1/17/2018	19.8	
1/16/2018	19.6	
1/12/2018	19.7	
1/11/2018	19.8	
1/10/2018	19.9	
1/9/2018	20.3	
1/8/2018	20.7	
1/5/2018	20.5	
1/4/2018	20.6	
1/3/2018	20.7	
1/2/2018	20.9	
12/29/2017	21.2	
12/28/2017	21.2	
12/27/2017	21.0	
12/26/2017	20.9	
12/22/2017	21.1	
12/21/2017	21.0	
12/20/2017	21.1	
12/19/2017	21.3	

12/18/2017	21.7
12/15/2017	22.0
12/14/2017	21.8
12/13/2017	22.0
12/12/2017	21.9
12/11/2017	22.3
12/8/2017	22.3
12/7/2017	22.2
12/6/2017	22.2
12/5/2017	22.1
12/4/2017	22.4
12/1/2017	22.5
11/30/2017	22.6
11/29/2017	22.5
11/28/2017	22.4
11/27/2017	22.2
11/24/2017	22.1
11/22/2017	22.0
11/21/2017	22.2
11/20/2017	22.1
11/17/2017	22.2
11/16/2017	22.3
11/15/2017	22.2
11/14/2017	22.4
11/13/2017	22.0
11/10/2017	21.7
11/9/2017	21.9
11/8/2017	21.9
11/7/2017	21.9
11/6/2017	21.7
11/3/2017	21.8
11/2/2017	21.9
11/1/2017	22.0
10/31/2017	22.1
10/30/2017	22.0
10/27/2017	22.2
10/26/2017	22.2
10/25/2017	22.2
10/24/2017	22.3
10/23/2017	22.4
10/20/2017	22.4
10/19/2017	22.4
10/18/2017	22.3
10/17/2017	22.3
10/16/2017	22.1
10/13/2017	22.2
10/12/2017	22.2
10/11/2017	22.1
10/10/2017	22.0
10/9/2017	21.8
10/6/2017	21.7
10/5/2017	21.9

10/4/2017	21.9
10/3/2017	21.7
10/2/2017	21.8
9/29/2017	21.7
9/28/2017	21.8
9/27/2017	21.8
9/26/2017	21.9
9/25/2017	22.0
9/22/2017	21.7
9/21/2017	21.9
9/20/2017	21.9
9/19/2017	22.0
9/18/2017	22.0
9/15/2017	22.2
9/14/2017	22.2
9/13/2017	22.0
9/12/2017	22.1
9/11/2017	22.5
9/8/2017	22.4
9/7/2017	22.2
9/6/2017	22.1
9/5/2017	22.2
9/1/2017	22.1
8/31/2017	22.1
8/30/2017	22.1
8/29/2017	22.2
8/28/2017	22.3
8/25/2017	22.2
8/24/2017	22.1
8/23/2017	22.1
8/22/2017	22.1
8/21/2017	21.8
8/18/2017	21.7
8/17/2017	21.6
8/16/2017	21.8
8/15/2017	21.7
8/14/2017	21.7
8/11/2017	21.6
8/10/2017	21.7
8/9/2017	21.7
8/8/2017	21.8
8/7/2017	21.7
8/4/2017	21.6
8/3/2017	21.6
8/2/2017	22.3
8/1/2017	22.7
7/31/2017	22.5
7/28/2017	22.4
7/27/2017	22.7
7/26/2017	22.6
7/25/2017	22.6
7/24/2017	22.5

7/21/2017	22.8
7/20/2017	22.5
7/19/2017	22.2
7/18/2017	22.1
7/17/2017	22.0
7/14/2017	21.9
7/13/2017	21.9
7/12/2017	22.0
7/11/2017	21.8
7/10/2017	21.9
7/7/2017	22.0
7/6/2017	21.9
7/5/2017	22.0
7/3/2017	22.1
6/30/2017	22.1
6/29/2017	22.2
6/28/2017	22.5
6/27/2017	22.6
6/26/2017	22.9
6/23/2017	22.8
6/22/2017	22.8
6/21/2017	22.9
6/20/2017	23.0
6/19/2017	23.0
6/16/2017	23.2
6/15/2017	23.0
6/14/2017	22.9
6/13/2017	22.8
6/12/2017	22.7
6/9/2017	22.8
6/8/2017	22.8
6/7/2017	22.9
6/6/2017	22.9
6/5/2017	22.9
6/2/2017	23.1
6/1/2017	22.9
5/31/2017	22.7
5/30/2017	22.6
5/26/2017	22.5
5/25/2017	22.6
5/24/2017	22.4
5/23/2017	22.3
5/22/2017	22.1
5/19/2017	21.8
5/18/2017	21.8
5/17/2017	21.8
5/16/2017	21.7
5/15/2017	21.9
5/12/2017	21.9
5/11/2017	21.8
5/10/2017	21.8
5/9/2017	21.7

5/8/2017	22.0
5/5/2017	22.1
5/4/2017	21.9
5/3/2017	21.9
5/2/2017	23.5
5/1/2017	23.5
4/28/2017	23.7
4/27/2017	24.1
4/26/2017	24.1
4/25/2017	24.2
4/24/2017	24.2
4/21/2017	24.1
4/20/2017	23.9
4/19/2017	24.0
4/18/2017	24.2
4/17/2017	24.1
4/13/2017	23.9
4/12/2017	24.1
4/11/2017	24.0
4/10/2017	23.9
4/7/2017	23.9
4/6/2017	24.0
4/5/2017	24.0
4/4/2017	23.8
4/3/2017	23.7
3/31/2017	23.7
3/30/2017	23.7
3/29/2017	23.8
3/28/2017	23.9
3/27/2017	23.9
3/24/2017	23.9
3/23/2017	23.8
3/22/2017	23.7
3/21/2017	23.7
3/20/2017	23.5
3/17/2017	23.9
3/16/2017	23.6
3/15/2017	23.8
3/14/2017	23.4
3/13/2017	23.4
3/10/2017	23.3
3/9/2017	23.1
3/8/2017	23.1
3/7/2017	23.6
3/6/2017	23.5
3/3/2017	23.6
3/2/2017	23.7
3/1/2017	23.7
2/28/2017	23.6
2/27/2017	23.4
2/24/2017	23.4
2/23/2017	23.2

2/22/2017	23.9
2/21/2017	23.8
2/17/2017	23.6
2/16/2017	23.5
2/15/2017	23.3
2/14/2017	23.7
2/13/2017	23.9
2/10/2017	23.8
2/9/2017	23.6
2/8/2017	23.8
2/7/2017	23.7
2/6/2017	23.6
2/3/2017	23.7
2/2/2017	23.6
2/1/2017	23.4
1/31/2017	21.4
1/30/2017	21.1
1/27/2017	21.1
1/26/2017	21.2
1/25/2017	21.2
1/24/2017	21.1
1/23/2017	21.1
1/20/2017	21.2
1/19/2017	21.1
1/18/2017	21.3
1/17/2017	21.3
1/13/2017	21.3
1/12/2017	21.3
1/11/2017	21.3
1/10/2017	21.0
1/9/2017	21.0
1/6/2017	21.4
1/5/2017	21.5
1/4/2017	21.5
1/3/2017	21.4
12/30/2016	21.4
12/29/2016	21.5
12/28/2016	21.2
12/27/2016	21.5
12/23/2016	21.5
12/22/2016	21.4
12/21/2016	21.4
12/20/2016	21.5
12/19/2016	21.5
12/16/2016	21.4
12/15/2016	21.2
12/14/2016	21.0
12/13/2016	21.5
12/12/2016	21.4
12/9/2016	21.2
12/8/2016	20.9
12/7/2016	20.7



12/6/2016	20.5
12/5/2016	20.5
12/2/2016	20.5
12/1/2016	20.2
11/30/2016	20.4
11/29/2016	21.0
11/28/2016	21.0
11/25/2016	20.6
11/23/2016	20.3
11/22/2016	20.5
11/21/2016	20.3
11/18/2016	20.1
11/17/2016	20.1
11/16/2016	20.1
11/15/2016	20.3
11/14/2016	20.0
11/11/2016	20.0
11/10/2016	19.9
11/9/2016	20.4
11/8/2016	21.0
11/7/2016	20.8
11/4/2016	20.2
11/3/2016	20.5
11/2/2016	20.8
11/1/2016	21.4
10/31/2016	21.8
10/28/2016	21.4
10/27/2016	21.3
10/26/2016	21.6
10/25/2016	21.5
10/24/2016	21.5
10/21/2016	21.4
10/20/2016	21.5
10/19/2016	21.7
10/18/2016	21.7
10/17/2016	21.5
10/14/2016	21.4
10/13/2016	21.5
10/12/2016	21.3
10/11/2016	21.1
10/10/2016	21.4
10/7/2016	21.1
10/6/2016	21.3
10/5/2016	21.4
10/4/2016	21.5
10/3/2016	22.1
9/30/2016	22.3
9/29/2016	22.6
9/28/2016	22.9
9/27/2016	23.0
9/26/2016	23.3
9/23/2016	23.2

9/22/2016	23.3
9/21/2016	23.1
9/20/2016	22.6
9/19/2016	22.6
9/16/2016	22.3
9/15/2016	22.0
9/14/2016	21.8
9/13/2016	21.7
9/12/2016	22.1
9/9/2016	21.8
9/8/2016	22.7
9/7/2016	22.7
9/6/2016	22.5
9/2/2016	22.3
9/1/2016	21.9
8/31/2016	22.1
8/30/2016	22.0
8/29/2016	22.1
8/26/2016	21.9
8/25/2016	22.3
8/24/2016	22.3
8/23/2016	22.3
8/22/2016	22.5
8/19/2016	22.4
8/18/2016	22.5
8/17/2016	22.2
8/16/2016	21.9
8/15/2016	22.3
8/12/2016	22.6
8/11/2016	22.7
8/10/2016	22.6
8/9/2016	22.5
8/8/2016	22.5
8/5/2016	22.5
8/4/2016	22.8
8/3/2016	22.5
8/2/2016	22.7
8/1/2016	22.8
7/29/2016	23.2
7/28/2016	23.0
7/27/2016	22.7
7/26/2016	23.0
7/25/2016	23.2
7/22/2016	23.3
7/21/2016	23.0
7/20/2016	22.9
7/19/2016	22.9
7/18/2016	22.9
7/15/2016	23.1
7/14/2016	23.0
7/13/2016	23.1
7/12/2016	23.0

7/11/2016	23.4
7/8/2016	23.3
7/7/2016	23.0
7/6/2016	23.5
7/5/2016	23.6
7/1/2016	23.4
6/30/2016	23.4
6/29/2016	23.2
6/28/2016	23.1
6/27/2016	22.9
6/24/2016	22.8
6/23/2016	22.7
6/22/2016	22.5
6/21/2016	22.7
6/20/2016	22.6
6/17/2016	22.6
6/16/2016	22.6
6/15/2016	22.4
6/14/2016	22.6
6/13/2016	22.5
6/10/2016	22.6
6/9/2016	22.8
6/8/2016	22.5
6/7/2016	22.4
6/6/2016	22.3
6/3/2016	22.3
6/2/2016	22.0
6/1/2016	21.9
5/31/2016	21.7
5/27/2016	21.7
5/26/2016	21.6
5/25/2016	21.5
5/24/2016	21.5
5/23/2016	21.2
5/20/2016	21.3
5/19/2016	21.2
5/18/2016	21.0
5/17/2016	21.5
5/16/2016	21.9
5/13/2016	21.9
5/12/2016	22.0
5/11/2016	21.9
5/10/2016	21.9
5/9/2016	21.8
5/6/2016	21.6
5/5/2016	21.7
5/4/2016	21.4
5/3/2016	20.8
5/2/2016	20.9
4/29/2016	20.7
4/28/2016	20.6
4/27/2016	20.5

4/26/2016	20.3
4/25/2016	20.2
4/22/2016	20.1
4/21/2016	20.0
4/20/2016	20.5
4/19/2016	20.8
4/18/2016	20.8
4/15/2016	20.8
4/14/2016	20.6
4/13/2016	20.6
4/12/2016	20.7
4/11/2016	20.5
4/8/2016	20.7
4/7/2016	20.5
4/6/2016	20.5
4/5/2016	20.6
4/4/2016	21.1
4/1/2016	21.1
3/31/2016	21.0
3/30/2016	20.9
3/29/2016	21.0
3/28/2016	20.7
3/24/2016	20.7
3/23/2016	20.6
3/22/2016	20.5
3/21/2016	20.6
3/18/2016	20.6
3/17/2016	20.7
3/16/2016	20.4
3/15/2016	20.2
3/14/2016	20.1
3/11/2016	20.2
3/10/2016	20.1
3/9/2016	20.1
3/8/2016	20.0
3/7/2016	19.8
3/4/2016	19.8
3/3/2016	19.5
3/2/2016	19.4
3/1/2016	19.2
2/29/2016	19.2
2/26/2016	19.2
2/25/2016	19.6
2/24/2016	19.5
2/23/2016	19.3
2/22/2016	19.2
2/19/2016	18.7
2/18/2016	18.8
2/17/2016	18.2
2/16/2016	18.3
2/12/2016	18.3
2/11/2016	18.2

2/10/2016	18.7
2/9/2016	18.7
2/8/2016	18.7
2/5/2016	18.7
2/4/2016	18.7
2/3/2016	18.9
2/2/2016	18.6
2/1/2016	18.5
1/29/2016	18.3
1/28/2016	17.8
1/27/2016	17.4
1/26/2016	17.5
1/25/2016	17.3
1/22/2016	17.5
1/21/2016	17.1
1/20/2016	17.3
1/19/2016	17.6
1/15/2016	17.4
1/14/2016	17.6
1/13/2016	17.3
1/12/2016	17.5
1/11/2016	17.7
1/8/2016	17.6
1/7/2016	17.5
1/6/2016	17.7
1/5/2016	17.7
1/4/2016	17.7
12/31/2015	17.8
12/30/2015	18.1
12/29/2015	18.1
12/28/2015	18.0
12/24/2015	17.9
12/23/2015	17.9
12/22/2015	17.7
12/21/2015	17.5
12/18/2015	17.6
12/17/2015	17.8
12/16/2015	17.5
12/15/2015	17.1
12/14/2015	16.9
12/11/2015	16.9
12/10/2015	17.0
12/9/2015	17.2
12/8/2015	17.3
12/7/2015	17.3
12/4/2015	17.2
12/3/2015	17.0
12/2/2015	17.3
12/1/2015	17.6
11/30/2015	17.5
11/27/2015	17.4
11/25/2015	17.3

11/24/2015	17.4
11/23/2015	17.4
11/20/2015	17.5
11/19/2015	17.5
11/18/2015	17.3
11/17/2015	17.2
11/16/2015	17.5
11/13/2015	17.2
11/12/2015	17.2
11/11/2015	17.5
11/10/2015	17.3
11/9/2015	17.0
11/6/2015	17.0
11/5/2015	17.7
11/4/2015	17.3
11/3/2015	17.3
11/2/2015	18.8
10/30/2015	18.8
10/29/2015	18.7
10/28/2015	18.8
10/27/2015	18.9
10/26/2015	18.9
10/23/2015	18.8
10/22/2015	19.1
10/21/2015	18.8
10/20/2015	18.9
10/19/2015	18.9
10/16/2015	18.9
10/15/2015	18.8
10/14/2015	18.5
10/13/2015	18.5
10/12/2015	18.5
10/9/2015	18.4
10/8/2015	18.4
10/7/2015	18.1
10/6/2015	18.1
10/5/2015	18.3
10/2/2015	18.0
10/1/2015	17.8
9/30/2015	17.9
9/29/2015	17.6
9/28/2015	17.6
9/25/2015	17.6
9/24/2015	17.4
9/23/2015	17.2
9/22/2015	17.1
9/21/2015	17.2
9/18/2015	17.1
9/17/2015	17.3
9/16/2015	17.1
9/15/2015	16.9
9/14/2015	16.8



9/11/2015	16.8
9/10/2015	16.7
9/9/2015	16.9
9/8/2015	17.0
9/4/2015	16.7
9/3/2015	16.9
9/2/2015	16.8
9/1/2015	16.8
8/31/2015	17.3
8/28/2015	17.6
8/27/2015	17.6
8/26/2015	17.3
8/25/2015	17.1
8/24/2015	17.6
8/21/2015	18.4
8/20/2015	18.6
8/19/2015	18.8
8/18/2015	18.8
8/17/2015	19.0
8/14/2015	18.8
8/13/2015	18.7
8/12/2015	18.7
8/11/2015	18.5
8/10/2015	18.4
8/7/2015	18.3
8/6/2015	18.2
8/5/2015	18.0
8/4/2015	17.8
8/3/2015	16.8
7/31/2015	16.8
7/30/2015	16.6
7/29/2015	16.7
7/28/2015	16.6
7/27/2015	16.5
7/24/2015	16.2
7/23/2015	16.2
7/22/2015	16.5
7/21/2015	16.5
7/20/2015	16.8
7/17/2015	16.9
7/16/2015	17.1
7/15/2015	16.9
7/14/2015	16.9
7/13/2015	16.9
7/10/2015	16.9
7/9/2015	16.8
7/8/2015	17.0
7/7/2015	17.1
7/6/2015	16.7
7/2/2015	16.7
7/1/2015	16.4
6/30/2015	16.3

6/29/2015	16.4
6/26/2015	16.5
6/25/2015	16.4
6/24/2015	16.5
6/23/2015	16.6
6/22/2015	16.8
6/19/2015	16.9
6/18/2015	17.0
6/17/2015	16.7
6/16/2015	16.6
6/15/2015	16.5
6/12/2015	16.6
6/11/2015	16.8
6/10/2015	16.7
6/9/2015	16.5
6/8/2015	16.7
6/5/2015	16.8
6/4/2015	16.9
6/3/2015	17.1
6/2/2015	17.2
6/1/2015	17.5
5/29/2015	17.5
5/28/2015	17.5
5/27/2015	17.5
5/26/2015	17.3
5/22/2015	17.5
5/21/2015	17.5
5/20/2015	17.6
5/19/2015	17.5
5/18/2015	17.6
5/15/2015	17.5
5/14/2015	17.3
5/13/2015	17.1
5/12/2015	17.3
5/11/2015	17.3
5/8/2015	17.4
5/7/2015	17.4
5/6/2015	17.4
5/5/2015	17.3
5/4/2015	17.6
5/1/2015	17.4
4/30/2015	17.5
4/29/2015	17.7
4/28/2015	17.8
4/27/2015	17.6
4/24/2015	17.8
4/23/2015	17.7
4/22/2015	17.6
4/21/2015	17.5
4/20/2015	17.7
4/17/2015	17.5
4/16/2015	17.5

4/15/2015	17.6
4/14/2015	17.6
4/13/2015	17.5
4/10/2015	17.7
4/9/2015	17.5
4/8/2015	17.6
4/7/2015	17.7
4/6/2015	18.0
4/2/2015	17.8
4/1/2015	17.8
3/31/2015	17.7
3/30/2015	17.7
3/27/2015	17.5
3/26/2015	17.4
3/25/2015	17.6
3/24/2015	17.8
3/23/2015	17.9
3/20/2015	18.0
3/19/2015	17.7
3/18/2015	17.9
3/17/2015	17.5
3/16/2015	17.5
3/13/2015	17.2
3/12/2015	17.4
3/11/2015	17.1
3/10/2015	17.2
3/9/2015	17.2
3/6/2015	17.2
3/5/2015	17.7
3/4/2015	17.5
3/3/2015	17.7
3/2/2015	17.6
2/27/2015	17.9
2/26/2015	18.1
2/25/2015	18.3
2/24/2015	18.6
2/23/2015	18.4
2/20/2015	18.3
2/19/2015	18.3
2/18/2015	18.4
2/17/2015	18.0
2/13/2015	18.0
2/12/2015	18.3
2/11/2015	18.2
2/10/2015	18.6
2/9/2015	18.3
2/6/2015	18.5
2/5/2015	19.3
2/4/2015	19.1
2/3/2015	19.4
2/2/2015	19.3
1/30/2015	19.4

1/29/2015	19.8
1/28/2015	19.5
1/27/2015	19.8
1/26/2015	19.7
1/23/2015	19.7
1/22/2015	19.7
1/21/2015	19.6
1/20/2015	19.5
1/16/2015	19.5
1/15/2015	19.2
1/14/2015	19.2
1/13/2015	19.0
1/12/2015	18.8
1/9/2015	18.9
1/8/2015	19.3
1/7/2015	19.1
1/6/2015	18.8
1/5/2015	18.9
1/2/2015	19.2
12/31/2014	19.1
12/30/2014	19.5
12/29/2014	20.0
12/26/2014	19.5
12/24/2014	19.3
12/23/2014	19.0
12/22/2014	18.9
12/19/2014	18.8
12/18/2014	18.8
12/17/2014	18.5
12/16/2014	18.1
12/15/2014	18.1
12/12/2014	18.3
12/11/2014	18.6
12/10/2014	18.5
12/9/2014	18.8
12/8/2014	18.7
12/5/2014	18.6
12/4/2014	18.6
12/3/2014	18.4
12/2/2014	18.4
12/1/2014	18.2
11/28/2014	18.3
11/26/2014	18.2
11/25/2014	18.2
11/24/2014	18.2
11/21/2014	18.3
11/20/2014	18.2
11/19/2014	18.3
11/18/2014	18.3
11/17/2014	18.2
11/14/2014	18.1
11/13/2014	18.1

11/12/2014	18.5
11/11/2014	18.7
11/10/2014	18.8
11/7/2014	18.7
11/6/2014	18.5
11/5/2014	18.7
11/4/2014	18.1
11/3/2014	18.2
10/31/2014	18.3
10/30/2014	18.3
10/29/2014	18.1
10/28/2014	18.2
10/27/2014	18.0
10/24/2014	17.9
10/23/2014	17.9
10/22/2014	18.0
10/21/2014	17.9
10/20/2014	17.7
10/17/2014	17.4
10/16/2014	17.3
10/15/2014	17.2
10/14/2014	17.4
10/13/2014	17.2
10/10/2014	17.1
10/9/2014	17.1
10/8/2014	17.5
10/7/2014	17.2
10/6/2014	17.2
10/3/2014	17.2
10/2/2014	17.1
10/1/2014	17.0
9/30/2014	17.0
9/29/2014	17.1
9/26/2014	17.0
9/25/2014	17.0
9/24/2014	17.1
9/23/2014	17.0
9/22/2014	17.1
9/19/2014	17.3
9/18/2014	17.2
9/17/2014	17.3
9/16/2014	17.4
9/15/2014	17.2
9/12/2014	17.3
9/11/2014	17.7
9/10/2014	17.5
9/9/2014	17.6
9/8/2014	17.8
9/5/2014	17.9
9/4/2014	17.7
9/3/2014	17.7
9/2/2014	17.7

8/29/2014	17.8
8/28/2014	17.7
8/27/2014	17.6
8/26/2014	17.4
8/25/2014	17.6
8/22/2014	17.5
8/21/2014	17.5
8/20/2014	17.4
8/19/2014	17.4
8/18/2014	17.2
8/15/2014	17.2
8/14/2014	17.1
8/13/2014	17.0
8/12/2014	17.0
8/11/2014	17.0
8/8/2014	17.0
8/7/2014	16.7
8/6/2014	16.8
8/5/2014	17.0
8/4/2014	17.0
8/1/2014	17.0
7/31/2014	17.0
7/30/2014	17.4
7/29/2014	17.7
7/28/2014	17.9
7/25/2014	17.6
7/24/2014	17.9
7/23/2014	17.8
7/22/2014	17.9
7/21/2014	17.9
7/18/2014	17.9
7/17/2014	17.7
7/16/2014	17.9
7/15/2014	17.9
7/14/2014	17.9
7/11/2014	18.0
7/10/2014	18.2
7/9/2014	18.1
7/8/2014	18.2
7/7/2014	18.1
7/3/2014	18.2
7/2/2014	18.3
7/1/2014	18.7
6/30/2014	18.7
6/27/2014	18.5
6/26/2014	18.4
6/25/2014	18.4
6/24/2014	18.3
6/23/2014	18.2
6/20/2014	18.2
6/19/2014	18.2
6/18/2014	18.1



6/17/2014	17.8
6/16/2014	17.8
6/13/2014	17.6
6/12/2014	17.6
6/11/2014	17.6
6/10/2014	17.8
6/9/2014	17.8
6/6/2014	17.9
6/5/2014	17.9
6/4/2014	17.6
6/3/2014	17.6
6/2/2014	17.7
5/30/2014	17.7
5/29/2014	17.6
5/28/2014	17.7
5/27/2014	17.5
5/23/2014	17.4
5/22/2014	17.3
5/21/2014	17.2
5/20/2014	17.2
5/19/2014	17.2
5/16/2014	17.4
5/15/2014	17.3
5/14/2014	17.4
5/13/2014	17.4
5/12/2014	17.5
5/9/2014	17.5
5/8/2014	17.7
5/7/2014	17.8
5/6/2014	17.4
5/5/2014	17.6
5/2/2014	17.5
5/1/2014	17.9
4/30/2014	18.6
4/29/2014	18.5
4/28/2014	18.7
4/25/2014	18.7
4/24/2014	18.6
4/23/2014	18.5
4/22/2014	18.5
4/21/2014	18.4
4/17/2014	18.5
4/16/2014	18.7
4/15/2014	18.6
4/14/2014	18.4
4/11/2014	18.2
4/10/2014	18.2
4/9/2014	18.3
4/8/2014	18.3
4/7/2014	18.1
4/4/2014	18.3
4/3/2014	18.4

4/2/2014	18.4
4/1/2014	18.4
3/31/2014	18.5
3/28/2014	18.2
3/27/2014	18.2
3/26/2014	18.1
3/25/2014	18.2
3/24/2014	18.1
3/21/2014	18.0
3/20/2014	17.9
3/19/2014	18.0
3/18/2014	18.3
3/17/2014	18.3
3/14/2014	18.2
3/13/2014	18.1
3/12/2014	17.9
3/11/2014	17.7
3/10/2014	17.7
3/7/2014	17.8
3/6/2014	17.8
3/5/2014	17.9
3/4/2014	18.1
3/3/2014	17.8
2/28/2014	18.0
2/27/2014	17.9
2/26/2014	17.9
2/25/2014	18.0
2/24/2014	18.1
2/21/2014	18.2
2/20/2014	18.2
2/19/2014	18.1
2/18/2014	18.0
2/14/2014	18.1
2/13/2014	18.0
2/12/2014	17.7
2/11/2014	17.7
2/10/2014	17.5
2/7/2014	17.4
2/6/2014	17.2
2/5/2014	16.9
2/4/2014	17.0
2/3/2014	17.1
1/31/2014	17.5
1/30/2014	17.4
1/29/2014	17.1
1/28/2014	17.2
1/27/2014	17.2
1/24/2014	17.2
1/23/2014	17.5
1/22/2014	17.5
1/21/2014	17.5
1/17/2014	17.3

1/16/2014	17.3
1/15/2014	17.3
1/14/2014	17.3
1/13/2014	17.2
1/10/2014	17.4
1/9/2014	17.2
1/8/2014	17.0
1/7/2014	17.1
1/6/2014	16.9
1/3/2014	17.0
1/2/2014	16.9
12/31/2013	17.2
12/30/2013	17.2
12/27/2013	17.2
12/26/2013	17.2
12/24/2013	17.3
12/23/2013	17.2
12/20/2013	17.2
12/19/2013	17.0
12/18/2013	17.2
12/17/2013	17.1
12/16/2013	17.1
12/13/2013	16.9
12/12/2013	16.9
12/11/2013	16.7
12/10/2013	17.0
12/9/2013	17.2
12/6/2013	17.3
12/5/2013	17.0
12/4/2013	17.1
12/3/2013	17.0
12/2/2013	17.0
11/29/2013	17.1
11/27/2013	17.1
11/26/2013	17.3
11/25/2013	17.7
11/22/2013	17.9
11/21/2013	17.8
11/20/2013	17.7
11/19/2013	17.8
11/18/2013	17.9
11/15/2013	18.0
11/14/2013	17.9
11/13/2013	17.8
11/12/2013	17.8
11/11/2013	17.9
11/8/2013	17.9
11/7/2013	17.8
11/6/2013	18.0
11/5/2013	18.2
11/4/2013	18.2
11/1/2013	18.0

10/31/2013	17.8
10/30/2013	17.9
10/29/2013	18.0
10/28/2013	18.0
10/25/2013	18.0
10/24/2013	17.8
10/23/2013	18.0
10/22/2013	18.0
10/21/2013	17.8
10/18/2013	17.8
10/17/2013	17.6
10/16/2013	17.3
10/15/2013	17.1
10/14/2013	17.4
10/11/2013	17.5
10/10/2013	17.4
10/9/2013	17.0
10/8/2013	17.0
10/7/2013	17.0
10/4/2013	17.2
10/3/2013	17.1
10/2/2013	17.3
10/1/2013	17.5
9/30/2013	17.3
9/27/2013	17.3
9/26/2013	17.4
9/25/2013	17.3
9/24/2013	17.4
9/23/2013	17.5
9/20/2013	17.2
9/19/2013	17.4
9/18/2013	17.4
9/17/2013	17.0
9/16/2013	16.8
9/13/2013	16.8
9/12/2013	16.7
9/11/2013	16.8
9/10/2013	16.9
9/9/2013	16.7
9/6/2013	16.6
9/5/2013	16.6
9/4/2013	16.8
9/3/2013	16.7
8/30/2013	16.9
8/29/2013	17.1
8/28/2013	17.2
8/27/2013	17.1
8/26/2013	17.2
8/23/2013	17.3
8/22/2013	17.2
8/21/2013	17.2
8/20/2013	17.4

8/19/2013	17.2
8/16/2013	17.4
8/15/2013	17.7
8/14/2013	18.0
8/13/2013	18.1
8/12/2013	18.2
8/9/2013	18.3
8/8/2013	18.4
8/7/2013	18.2
8/6/2013	18.2
8/5/2013	18.3
8/2/2013	19.2
8/1/2013	19.3
7/31/2013	19.0
7/30/2013	19.0
7/29/2013	19.0
7/26/2013	19.0
7/25/2013	19.1
7/24/2013	18.8
7/23/2013	19.1
7/22/2013	19.0
7/19/2013	19.0
7/18/2013	18.9
7/17/2013	18.7
7/16/2013	18.7
7/15/2013	18.8
7/12/2013	18.5
7/11/2013	18.5
7/10/2013	18.2
7/9/2013	18.1
7/8/2013	17.9
7/5/2013	17.7
7/3/2013	17.6
7/2/2013	17.6
7/1/2013	17.5
6/28/2013	17.6
6/27/2013	17.5
6/26/2013	17.4
6/25/2013	17.2
6/24/2013	17.0
6/21/2013	17.0
6/20/2013	16.8
6/19/2013	17.3
6/18/2013	17.7
6/17/2013	17.5
6/14/2013	17.5
6/13/2013	17.4
6/12/2013	17.2
6/11/2013	17.4
6/10/2013	17.5
6/7/2013	17.5
6/6/2013	17.3

6/5/2013	17.1
6/4/2013	17.4
6/3/2013	17.5
5/31/2013	17.5
5/30/2013	17.6
5/29/2013	17.5
5/28/2013	17.8
5/24/2013	17.8
5/23/2013	18.0
5/22/2013	18.1
5/21/2013	18.5
5/20/2013	18.5
5/17/2013	18.5
5/16/2013	18.3
5/15/2013	18.5
5/14/2013	18.4
5/13/2013	18.1
5/10/2013	18.3
5/9/2013	18.2
5/8/2013	18.5
5/7/2013	18.6
5/6/2013	18.4
5/3/2013	18.5
5/2/2013	18.7
5/1/2013	18.7
4/30/2013	19.1
4/29/2013	18.9
4/26/2013	18.7
4/25/2013	18.8
4/24/2013	18.8
4/23/2013	18.8
4/22/2013	18.6
4/19/2013	18.6
4/18/2013	18.3
4/17/2013	18.2
4/16/2013	18.3
4/15/2013	18.1
4/12/2013	18.5
4/11/2013	18.5
4/10/2013	18.5
4/9/2013	18.3
4/8/2013	18.4
4/5/2013	18.3
4/4/2013	18.2
4/3/2013	18.1
4/2/2013	18.2
4/1/2013	18.2
3/28/2013	18.3
3/27/2013	18.1
3/26/2013	18.1
3/25/2013	17.9
3/22/2013	17.9



3/21/2013	17.9
3/20/2013	17.9
3/19/2013	17.7
3/18/2013	17.8
3/15/2013	17.9
3/14/2013	17.4
3/13/2013	17.4
3/12/2013	17.3
3/11/2013	17.3
3/8/2013	17.2
3/7/2013	17.1
3/6/2013	17.2
3/5/2013	17.2
3/4/2013	17.0
3/1/2013	16.9
2/28/2013	16.3
2/27/2013	16.3
2/26/2013	16.2
2/25/2013	16.1
2/22/2013	16.4
2/21/2013	16.2
2/20/2013	16.4
2/19/2013	16.5
2/15/2013	16.4
2/14/2013	16.2
2/13/2013	16.6
2/12/2013	16.6
2/11/2013	16.6
2/8/2013	16.5
2/7/2013	16.5
2/6/2013	16.4
2/5/2013	16.3
2/4/2013	16.3
2/1/2013	16.4
1/31/2013	16.3
1/30/2013	16.4
1/29/2013	16.4
1/28/2013	16.3
1/25/2013	16.2
1/24/2013	16.1
1/23/2013	16.0
1/22/2013	16.1
1/18/2013	15.9
1/17/2013	15.9
1/16/2013	15.8
1/15/2013	15.9
1/14/2013	15.9
1/11/2013	15.9
1/10/2013	15.8
1/9/2013	15.7
1/8/2013	15.7
1/7/2013	15.7

1/4/2013	15.9
1/3/2013	15.8
1/2/2013	15.8
12/31/2012	15.4
12/28/2012	15.1
12/27/2012	15.3
12/26/2012	15.3
12/24/2012	15.5
12/21/2012	15.5
12/20/2012	15.6
12/19/2012	15.5
12/18/2012	15.6
12/17/2012	15.5
12/14/2012	15.2
12/13/2012	15.3
12/12/2012	15.4
12/11/2012	15.4
12/10/2012	15.4
12/7/2012	15.4
12/6/2012	15.4
12/5/2012	15.4
12/4/2012	15.3
12/3/2012	15.3
11/30/2012	15.4
11/29/2012	15.3
11/28/2012	15.2
11/27/2012	15.1
11/26/2012	15.1
11/23/2012	15.0
11/21/2012	14.9
11/20/2012	15.0
11/19/2012	15.0
11/16/2012	15.0
11/15/2012	14.8
11/14/2012	14.9
11/13/2012	15.0
11/12/2012	15.0
11/9/2012	15.2
11/8/2012	15.5
11/7/2012	15.5
11/6/2012	18.2
11/5/2012	18.0
11/2/2012	18.0
11/1/2012	18.4
10/31/2012	18.1
10/26/2012	18.2
10/25/2012	18.2
10/24/2012	18.1
10/23/2012	17.9
10/22/2012	18.0
10/19/2012	18.1
10/18/2012	18.3

10/17/2012	18.2
10/16/2012	18.0
10/15/2012	18.0
10/12/2012	17.8
10/11/2012	17.8
10/10/2012	17.8
10/9/2012	17.9
10/8/2012	17.9
10/5/2012	17.9
10/4/2012	17.9
10/3/2012	17.8
10/2/2012	17.8
10/1/2012	17.7
9/28/2012	17.8
9/27/2012	17.8
9/26/2012	17.9
9/25/2012	17.9
9/24/2012	18.0
9/21/2012	17.8
9/20/2012	17.8
9/19/2012	17.8
9/18/2012	17.7
9/17/2012	17.8
9/14/2012	17.8
9/13/2012	17.8
9/12/2012	17.6
9/11/2012	17.7
9/10/2012	17.7
9/7/2012	17.8
9/6/2012	17.8
9/5/2012	17.6
9/4/2012	17.6
8/31/2012	17.5
8/30/2012	17.5
8/29/2012	17.6
8/28/2012	17.6
8/27/2012	17.6
8/24/2012	17.5
8/23/2012	17.1
8/22/2012	17.2
8/21/2012	17.3
8/20/2012	17.4
8/17/2012	17.4
8/16/2012	17.4
8/15/2012	17.4
8/14/2012	17.4
8/13/2012	17.4
8/10/2012	17.4
8/9/2012	17.4
8/8/2012	17.5
8/7/2012	17.4
8/6/2012	17.6

8/3/2012	16.5
8/2/2012	16.6
8/1/2012	16.6
7/31/2012	16.7
7/30/2012	17.0
7/27/2012	16.8
7/26/2012	16.7
7/25/2012	16.5
7/24/2012	16.6
7/23/2012	16.8
7/20/2012	17.0
7/19/2012	16.9
7/18/2012	16.9
7/17/2012	16.8
7/16/2012	16.7
7/13/2012	16.8
7/12/2012	16.6
7/11/2012	16.6
7/10/2012	16.5
7/9/2012	16.5
7/6/2012	16.6
7/5/2012	16.6
7/3/2012	16.7
7/2/2012	16.7
6/29/2012	16.6
6/28/2012	16.5
6/27/2012	16.4
6/26/2012	16.2
6/25/2012	16.2
6/22/2012	16.4
6/21/2012	16.3
6/20/2012	16.6
6/19/2012	16.7
6/18/2012	16.7
6/15/2012	16.6
6/14/2012	16.5
6/13/2012	16.5
6/12/2012	16.5
6/11/2012	16.4
6/8/2012	16.5
6/7/2012	16.4
6/6/2012	16.4
6/5/2012	16.2
6/4/2012	16.1
6/1/2012	16.1
5/31/2012	16.1
5/30/2012	16.0
5/29/2012	16.2
5/25/2012	16.1
5/24/2012	16.1
5/23/2012	15.9
5/22/2012	16.1

5/21/2012	16.0
5/18/2012	15.8
5/17/2012	16.0
5/16/2012	16.2
5/15/2012	16.2
5/14/2012	16.3
5/11/2012	16.2
5/10/2012	16.3
5/9/2012	16.1
5/8/2012	16.2
5/7/2012	16.2
5/4/2012	16.3
5/3/2012	15.9
5/2/2012	16.0
5/1/2012	15.9
4/30/2012	15.9
4/27/2012	15.8
4/26/2012	15.8
4/25/2012	15.7
4/24/2012	15.6
4/23/2012	15.4
4/20/2012	15.5
4/19/2012	15.3
4/18/2012	15.4
4/17/2012	15.5
4/16/2012	15.3
4/13/2012	15.2
4/12/2012	15.2
4/11/2012	15.1
4/10/2012	15.1
4/9/2012	15.4
4/5/2012	15.4
4/4/2012	15.6
4/3/2012	15.7
4/2/2012	15.7
3/30/2012	15.6
3/29/2012	15.7
3/28/2012	15.6
3/27/2012	15.6
3/26/2012	15.6
3/23/2012	15.4
3/22/2012	15.3
3/21/2012	15.4
3/20/2012	15.5
3/19/2012	15.5
3/16/2012	15.5
3/15/2012	15.6
3/14/2012	15.5
3/13/2012	15.8
3/12/2012	15.7
3/9/2012	15.6
3/8/2012	15.5

3/7/2012	15.4
3/6/2012	15.3
3/5/2012	15.4
3/2/2012	15.3
3/1/2012	15.4
2/29/2012	15.4
2/28/2012	15.9
2/27/2012	16.0
2/24/2012	16.1
2/23/2012	16.1
2/22/2012	16.0
2/21/2012	15.9
2/17/2012	16.1
2/16/2012	16.1
2/15/2012	16.1
2/14/2012	16.3
2/13/2012	16.4
2/10/2012	16.4
2/9/2012	16.6
2/8/2012	16.6
2/7/2012	16.9
2/6/2012	16.8
2/3/2012	16.8
2/2/2012	16.6
2/1/2012	16.4
1/31/2012	16.3
1/30/2012	16.2
1/27/2012	16.4
1/26/2012	16.5
1/25/2012	16.5
1/24/2012	16.4
1/23/2012	16.4
1/20/2012	16.5
1/19/2012	16.4
1/18/2012	16.5
1/17/2012	16.4
1/13/2012	16.4
1/12/2012	16.5
1/11/2012	16.5
1/10/2012	16.6
1/9/2012	16.5
1/6/2012	16.5
1/5/2012	16.6
1/4/2012	16.5
1/3/2012	16.5
12/30/2011	16.8
12/29/2011	16.9
12/28/2011	16.7
12/27/2011	16.9
12/23/2011	16.8
12/22/2011	16.6
12/21/2011	16.6



12/20/2011	16.4
12/19/2011	16.0
12/16/2011	16.1
12/15/2011	16.0
12/14/2011	15.8
12/13/2011	16.0
12/12/2011	15.9
12/9/2011	16.0
12/8/2011	15.8
12/7/2011	16.0
12/6/2011	16.1
12/5/2011	16.1
12/2/2011	16.0
12/1/2011	16.1
11/30/2011	16.1
11/29/2011	15.5
11/28/2011	15.3
11/25/2011	15.1
11/23/2011	15.1
11/22/2011	15.4
11/21/2011	15.5
11/18/2011	15.8
11/17/2011	15.7
11/16/2011	15.9
11/15/2011	16.0
11/14/2011	15.9
11/11/2011	16.2
11/10/2011	15.8
11/9/2011	15.8
11/8/2011	16.2
11/7/2011	16.0
11/4/2011	16.0
11/3/2011	16.0
11/2/2011	15.7
11/1/2011	15.3
10/31/2011	15.8
10/28/2011	16.0
10/27/2011	16.1
10/26/2011	15.7
10/25/2011	15.6
10/24/2011	15.9
10/21/2011	15.8
10/20/2011	15.6
10/19/2011	15.5
10/18/2011	15.5
10/17/2011	15.3
10/14/2011	15.5
10/13/2011	15.2
10/12/2011	15.2
10/11/2011	15.2
10/10/2011	15.3
10/7/2011	14.9

10/6/2011	15.0
10/5/2011	14.7
10/4/2011	14.6
10/3/2011	14.5
9/30/2011	14.8
9/29/2011	14.9
9/28/2011	14.6
9/27/2011	14.9
9/26/2011	14.8
9/23/2011	14.8
9/22/2011	14.5
9/21/2011	14.9
9/20/2011	15.3
9/19/2011	15.2
9/16/2011	15.3
9/15/2011	15.2
9/14/2011	15.0
9/13/2011	14.9
9/12/2011	14.7
9/9/2011	14.7
9/8/2011	15.0
9/7/2011	15.0
9/6/2011	14.7
9/2/2011	14.8
9/1/2011	15.1
8/31/2011	15.3
8/30/2011	15.3
8/29/2011	15.3
8/26/2011	14.9
8/25/2011	14.8
8/24/2011	15.0
8/23/2011	14.7
8/22/2011	14.2
8/19/2011	14.3
8/18/2011	14.5
8/17/2011	14.8
8/16/2011	14.7
8/15/2011	14.8
8/12/2011	14.3
8/11/2011	14.4
8/10/2011	13.7
8/9/2011	14.0
8/8/2011	13.2
8/5/2011	14.3
8/4/2011	14.4
8/3/2011	15.4
8/2/2011	15.5
8/1/2011	15.7
7/29/2011	15.6
7/28/2011	15.7
7/27/2011	15.8
7/26/2011	16.0

7/25/2011	16.1
7/22/2011	16.2
7/21/2011	16.3
7/20/2011	16.0
7/19/2011	15.9
7/18/2011	15.7
7/15/2011	15.9
7/14/2011	15.9
7/13/2011	16.0
7/12/2011	16.0
7/11/2011	15.9
7/8/2011	16.2
7/7/2011	16.2
7/6/2011	16.2
7/5/2011	16.1
7/1/2011	16.1
6/30/2011	15.8
6/29/2011	15.8
6/28/2011	15.7
6/27/2011	15.5
6/24/2011	15.5
6/23/2011	15.4
6/22/2011	15.5
6/21/2011	15.6
6/20/2011	15.5
6/17/2011	15.4
6/16/2011	15.3
6/15/2011	15.2
6/14/2011	15.4
6/13/2011	15.2
6/10/2011	15.2
6/9/2011	15.3
6/8/2011	15.4
6/7/2011	15.3
6/6/2011	15.4
6/3/2011	15.5
6/2/2011	15.7
6/1/2011	15.8
5/31/2011	16.0
5/27/2011	15.8
5/26/2011	15.8
5/25/2011	15.7
5/24/2011	15.6
5/23/2011	15.7
5/20/2011	16.0
5/19/2011	16.0
5/18/2011	16.0
5/17/2011	16.0
5/16/2011	16.0
5/13/2011	16.1
5/12/2011	16.3
5/11/2011	16.2

5/10/2011	16.4
5/9/2011	16.1
5/6/2011	16.0
5/5/2011	16.0
5/4/2011	16.6
5/3/2011	16.7
5/2/2011	16.6
4/29/2011	16.6
4/28/2011	16.9
4/27/2011	16.8
4/26/2011	16.7
4/25/2011	16.5
4/21/2011	16.5
4/20/2011	16.4
4/19/2011	16.1
4/18/2011	16.1
4/15/2011	16.4
4/14/2011	16.2
4/13/2011	16.1
4/12/2011	16.1
4/11/2011	16.3
4/8/2011	16.5
4/7/2011	16.5
4/6/2011	16.6
4/5/2011	16.6
4/4/2011	16.5
4/1/2011	16.5
3/31/2011	16.3
3/30/2011	16.3
3/29/2011	16.1
3/28/2011	15.9
3/25/2011	16.0
3/24/2011	15.9
3/23/2011	15.9
3/22/2011	15.9
3/21/2011	15.9
3/18/2011	15.6
3/17/2011	15.5
3/16/2011	15.5
3/15/2011	15.6
3/14/2011	15.9
3/11/2011	16.0
3/10/2011	16.0
3/9/2011	16.3
3/8/2011	16.2
3/7/2011	16.0
3/4/2011	16.0
3/3/2011	16.1
3/2/2011	15.9
3/1/2011	15.7
2/28/2011	16.5
2/25/2011	16.3

2/24/2011	16.1
2/23/2011	16.2
2/22/2011	16.3
2/18/2011	16.4
2/17/2011	16.4
2/16/2011	16.2
2/15/2011	16.2
2/14/2011	16.1
2/11/2011	16.2
2/10/2011	16.1
2/9/2011	16.2
2/8/2011	16.3
2/7/2011	16.3
2/4/2011	16.2
2/3/2011	16.3
2/2/2011	16.2
2/1/2011	16.3
1/31/2011	16.1
1/28/2011	16.0
1/27/2011	16.3
1/26/2011	16.2
1/25/2011	16.2
1/24/2011	16.2
1/21/2011	16.0
1/20/2011	16.1
1/19/2011	16.1
1/18/2011	16.2
1/14/2011	16.1
1/13/2011	16.1
1/12/2011	16.1
1/11/2011	16.1
1/10/2011	16.1
1/7/2011	16.1
1/6/2011	15.9
1/5/2011	16.0
1/4/2011	16.0
1/3/2011	15.9
12/31/2010	15.7
12/30/2010	15.8
12/29/2010	15.8
12/28/2010	15.8
12/27/2010	15.8
12/23/2010	15.8
12/22/2010	15.8
12/21/2010	15.7
12/20/2010	15.6
12/17/2010	15.7
12/16/2010	15.6
12/15/2010	15.4
12/14/2010	15.6
12/13/2010	15.5
12/10/2010	15.5

12/9/2010	15.4
12/8/2010	15.4
12/7/2010	15.4
12/6/2010	15.3
12/3/2010	15.4
12/2/2010	15.3
12/1/2010	15.4
11/30/2010	15.2
11/29/2010	15.3
11/26/2010	15.4
11/24/2010	15.4
11/23/2010	15.2
11/22/2010	15.4
11/19/2010	15.3
11/18/2010	15.3
11/17/2010	15.2
11/16/2010	15.2
11/15/2010	15.5
11/12/2010	15.4
11/11/2010	15.5
11/10/2010	15.6
11/9/2010	15.8
11/8/2010	15.8
11/5/2010	15.9
11/4/2010	15.9
11/3/2010	15.6
11/2/2010	15.6
11/1/2010	15.3
10/29/2010	15.3
10/28/2010	21.5
10/27/2010	21.9
10/26/2010	22.1
10/25/2010	22.1
10/22/2010	22.1
10/21/2010	22.1
10/20/2010	22.3
10/19/2010	22.0
10/18/2010	22.2
10/15/2010	22.0
10/14/2010	21.9
10/13/2010	21.8
10/12/2010	21.7
10/11/2010	21.9
10/8/2010	21.9
10/7/2010	21.9
10/6/2010	21.9
10/5/2010	22.0
10/4/2010	21.8
10/1/2010	21.9
9/30/2010	21.7
9/29/2010	21.7
9/28/2010	21.8



9/27/2010	21.7
9/24/2010	21.6
9/23/2010	21.3
9/22/2010	21.5
9/21/2010	21.5
9/20/2010	21.7
9/17/2010	21.5
9/16/2010	21.6
9/15/2010	21.7
9/14/2010	21.8
9/13/2010	21.8
9/10/2010	21.5
9/9/2010	21.6
9/8/2010	21.6
9/7/2010	21.6
9/3/2010	21.7
9/2/2010	21.7
9/1/2010	21.9
8/31/2010	21.3
8/30/2010	21.2
8/27/2010	21.5
8/26/2010	21.2
8/25/2010	21.2
8/24/2010	21.2
8/23/2010	21.4
8/20/2010	21.5
8/19/2010	21.5
8/18/2010	21.9
8/17/2010	21.9
8/16/2010	21.5
8/13/2010	21.5
8/12/2010	21.3
8/11/2010	21.4
8/10/2010	21.9
8/9/2010	21.8
8/6/2010	22.0
8/5/2010	23.1
8/4/2010	24.6
8/3/2010	24.6
8/2/2010	24.7
7/30/2010	24.5
7/29/2010	24.8
7/28/2010	25.2
7/27/2010	25.8
7/26/2010	25.3
7/23/2010	25.0
7/22/2010	24.7
7/21/2010	24.1
7/20/2010	24.5
7/19/2010	24.1
7/16/2010	23.9
7/15/2010	24.6

7/14/2010	24.5
7/13/2010	24.5
7/12/2010	24.2
7/9/2010	24.0
7/8/2010	23.7
7/7/2010	23.5
7/6/2010	22.8
7/2/2010	22.6
7/1/2010	22.5
6/30/2010	22.8
6/29/2010	22.9
6/28/2010	23.5
6/25/2010	23.2
6/24/2010	23.0
6/23/2010	23.0
6/22/2010	23.3
6/21/2010	23.9
6/18/2010	24.1
6/17/2010	24.2
6/16/2010	24.0
6/15/2010	23.8
6/14/2010	23.3
6/11/2010	23.2
6/10/2010	23.2
6/9/2010	22.7
6/8/2010	22.9
6/7/2010	22.8
6/4/2010	22.7
6/3/2010	23.6
6/2/2010	23.3
6/1/2010	22.8
5/28/2010	23.3
5/27/2010	23.3
5/26/2010	22.7
5/25/2010	22.6
5/24/2010	22.9
5/21/2010	23.1
5/20/2010	23.2
5/19/2010	24.1
5/18/2010	24.6
5/17/2010	24.9
5/14/2010	24.7
5/13/2010	24.8
5/12/2010	24.8
5/11/2010	24.5
5/10/2010	24.2
5/7/2010	23.3
5/6/2010	21.5
5/5/2010	22.5
5/4/2010	22.7
5/3/2010	20.5
4/30/2010	20.2

4/29/2010	20.4
4/28/2010	20.2
4/27/2010	20.2
4/26/2010	20.7
4/23/2010	20.8
4/22/2010	20.8
4/21/2010	20.6
4/20/2010	20.4
4/19/2010	20.1
4/16/2010	20.2
4/15/2010	20.2
4/14/2010	20.1
4/13/2010	19.9
4/12/2010	19.9
4/9/2010	19.8
4/8/2010	19.8
4/7/2010	20.0
4/6/2010	20.2
4/5/2010	19.9
4/1/2010	19.8
3/31/2010	19.5
3/30/2010	19.6
3/29/2010	19.6
3/26/2010	19.4
3/25/2010	19.4
3/24/2010	19.4
3/23/2010	19.6
3/22/2010	19.3
3/19/2010	19.3
3/18/2010	19.2
3/17/2010	19.7
3/16/2010	19.6
3/15/2010	19.5
3/12/2010	19.5
3/11/2010	19.5
3/10/2010	19.2
3/9/2010	19.1
3/8/2010	19.1
3/5/2010	19.0
3/4/2010	18.8
3/3/2010	18.8
3/2/2010	18.9
3/1/2010	18.6
2/26/2010	18.4
2/25/2010	18.5
2/24/2010	18.7
2/23/2010	18.7
2/22/2010	19.5
2/19/2010	19.4
2/18/2010	19.2
2/17/2010	19.2
2/16/2010	19.2

2/12/2010	18.8
2/11/2010	18.6
2/10/2010	18.4
2/9/2010	18.4
2/8/2010	18.3
2/5/2010	18.4
2/4/2010	18.3
2/3/2010	19.0
2/2/2010	19.1
2/1/2010	19.0
1/29/2010	18.9
1/28/2010	19.0
1/27/2010	19.5
1/26/2010	19.9
1/25/2010	19.9
1/22/2010	19.9
1/21/2010	20.4
1/20/2010	20.6
1/19/2010	20.7
1/15/2010	20.4
1/14/2010	20.4
1/13/2010	20.3
1/12/2010	20.1
1/11/2010	20.1
1/8/2010	20.1
1/7/2010	19.9
1/6/2010	19.8
1/5/2010	19.7
1/4/2010	19.6
12/31/2009	19.5
12/30/2009	19.8
12/29/2009	19.9
12/28/2009	19.9
12/24/2009	19.9
12/23/2009	19.8
12/22/2009	19.7
12/21/2009	19.7
12/18/2009	19.5
12/17/2009	19.3
12/16/2009	19.6
12/15/2009	19.5
12/14/2009	19.7
12/11/2009	19.5
12/10/2009	19.3
12/9/2009	19.0
12/8/2009	19.0
12/7/2009	18.9
12/4/2009	18.8
12/3/2009	18.7
12/2/2009	18.6
12/1/2009	18.3
11/30/2009	18.1

11/27/2009	18.0
11/25/2009	18.3
11/24/2009	18.1
11/23/2009	18.1
11/20/2009	17.9
11/19/2009	17.9
11/18/2009	18.1
11/17/2009	18.2
11/16/2009	18.2
11/13/2009	18.0
11/12/2009	17.8
11/11/2009	18.1
11/10/2009	18.1
11/9/2009	17.9
11/6/2009	17.7
11/5/2009	17.7
11/4/2009	17.4
11/3/2009	17.2
11/2/2009	17.3
10/30/2009	17.1
10/29/2009	13.5
10/28/2009	12.9
10/27/2009	13.1
10/26/2009	13.1
10/23/2009	13.2
10/22/2009	13.3
10/21/2009	13.2
10/20/2009	13.3
10/19/2009	13.4
10/16/2009	13.1
10/15/2009	13.1
10/14/2009	13.1
10/13/2009	13.1
10/12/2009	13.1
10/9/2009	13.0
10/8/2009	13.0
10/7/2009	12.9
10/6/2009	13.0
10/5/2009	12.9
10/2/2009	12.7
10/1/2009	12.8
9/30/2009	12.9
9/29/2009	13.1
9/28/2009	13.1
9/25/2009	13.0
9/24/2009	13.0
9/23/2009	13.0
9/22/2009	13.0
9/21/2009	13.0
9/18/2009	13.0
9/17/2009	12.9
9/16/2009	12.9

9/15/2009	12.6
9/14/2009	12.5
9/11/2009	12.4
9/10/2009	12.4
9/9/2009	12.3
9/8/2009	12.3
9/4/2009	12.3
9/3/2009	12.2
9/2/2009	12.2
9/1/2009	12.4
8/31/2009	12.5
8/28/2009	12.7
8/27/2009	12.7
8/26/2009	12.7
8/25/2009	12.8
8/24/2009	12.7
8/21/2009	12.7
8/20/2009	12.5
8/19/2009	12.6
8/18/2009	12.5
8/17/2009	12.5
8/14/2009	12.5
8/13/2009	12.5
8/12/2009	12.5
8/11/2009	12.4
8/10/2009	12.4
8/7/2009	12.4
8/6/2009	12.3
8/5/2009	12.5
8/4/2009	12.6
8/3/2009	12.6
7/31/2009	12.5
7/30/2009	12.5
7/29/2009	12.3
7/28/2009	12.3
7/27/2009	12.5
7/24/2009	12.3
7/23/2009	12.1
7/22/2009	11.9
7/21/2009	12.0
7/20/2009	12.0
7/17/2009	12.0
7/16/2009	12.0
7/15/2009	12.1
7/14/2009	11.9
7/13/2009	11.9
7/10/2009	11.7
7/9/2009	11.9
7/8/2009	11.9
7/7/2009	12.0
7/6/2009	12.3
7/2/2009	12.2

7/1/2009	12.5
6/30/2009	12.2
6/29/2009	12.3
6/26/2009	12.1
6/25/2009	12.0
6/24/2009	11.8
6/23/2009	11.7
6/22/2009	11.9
6/19/2009	12.0
6/18/2009	12.1
6/17/2009	11.9
6/16/2009	11.9
6/15/2009	11.9
6/12/2009	12.1
6/11/2009	11.9
6/10/2009	11.6
6/9/2009	11.5
6/8/2009	11.6
6/5/2009	11.8
6/4/2009	11.5
6/3/2009	11.5
6/2/2009	11.5
6/1/2009	11.6
5/29/2009	11.2
5/28/2009	11.1
5/27/2009	11.0
5/26/2009	11.2
5/22/2009	10.9
5/21/2009	10.9
5/20/2009	11.0
5/19/2009	11.0
5/18/2009	10.9
5/15/2009	10.8
5/14/2009	11.0
5/13/2009	10.9
5/12/2009	11.2
5/11/2009	11.2
5/8/2009	11.2
5/7/2009	11.1
5/6/2009	11.1
5/5/2009	10.9
5/4/2009	10.3
5/1/2009	10.2
4/30/2009	10.1
4/29/2009	10.2
4/28/2009	10.1
4/27/2009	10.1
4/24/2009	9.9
4/23/2009	9.9
4/22/2009	10.0
4/21/2009	10.1
4/20/2009	10.2



4/17/2009	10.4
4/16/2009	10.3
4/15/2009	10.2
4/14/2009	10.1
4/13/2009	10.3
4/9/2009	10.4
4/8/2009	10.2
4/7/2009	10.0
4/6/2009	10.1
4/3/2009	10.2
4/2/2009	10.2
4/1/2009	10.0
3/31/2009	10.0
3/30/2009	9.8
3/27/2009	10.0
3/26/2009	10.1
3/25/2009	9.9
3/24/2009	9.9
3/23/2009	10.2
3/20/2009	9.8
3/19/2009	9.9
3/18/2009	9.8
3/17/2009	9.5
3/16/2009	9.4
3/13/2009	9.3
3/12/2009	9.2
3/11/2009	8.9
3/10/2009	8.9
3/9/2009	8.6
3/6/2009	8.8
3/5/2009	8.7
3/4/2009	9.2
3/3/2009	8.9
3/2/2009	9.3
2/27/2009	9.7
2/26/2009	9.8
2/25/2009	10.0
2/24/2009	10.1
2/23/2009	10.1
2/20/2009	10.3
2/19/2009	10.8
2/18/2009	10.5
2/17/2009	10.8
2/13/2009	11.3
2/12/2009	11.2
2/11/2009	11.2
2/10/2009	11.3
2/9/2009	11.6
2/6/2009	11.8
2/5/2009	11.8
2/4/2009	10.7
2/3/2009	10.7

2/2/2009	10.7
1/30/2009	10.3
1/29/2009	10.4
1/28/2009	10.4
1/27/2009	10.4
1/26/2009	10.3
1/23/2009	10.1
1/22/2009	10.2
1/21/2009	10.2
1/20/2009	10.1
1/16/2009	10.3
1/15/2009	10.2
1/14/2009	10.1
1/13/2009	10.3
1/12/2009	10.3
1/9/2009	10.2
1/8/2009	10.4
1/7/2009	10.4
1/6/2009	10.5
1/5/2009	10.6
1/2/2009	10.6
12/31/2008	10.5
12/30/2008	10.3
12/29/2008	10.1
12/26/2008	10.2
12/24/2008	10.1
12/23/2008	10.0
12/22/2008	10.3
12/19/2008	10.2
12/18/2008	10.3
12/17/2008	10.4
12/16/2008	10.6
12/15/2008	10.2
12/12/2008	10.4
12/11/2008	10.2
12/10/2008	10.3
12/9/2008	10.2
12/8/2008	10.4
12/5/2008	10.3
12/4/2008	10.2
12/3/2008	10.5
12/2/2008	11.0
12/1/2008	10.7
11/28/2008	11.4
11/26/2008	11.2
11/25/2008	11.0
11/24/2008	11.1
11/21/2008	11.0
11/20/2008	10.2
11/19/2008	10.9
11/18/2008	11.3
11/17/2008	11.1

11/14/2008	11.1
11/13/2008	11.4
11/12/2008	10.8
11/11/2008	11.0
11/10/2008	11.0
11/7/2008	11.1
11/6/2008	10.7
11/5/2008	11.1
11/4/2008	12.1
11/3/2008	12.7
10/31/2008	12.5
10/30/2008	13.2
10/29/2008	12.5
10/28/2008	12.5
10/27/2008	11.7
10/24/2008	12.1
10/23/2008	12.3
10/22/2008	12.0
10/21/2008	12.4
10/20/2008	12.8
10/17/2008	11.8
10/16/2008	12.0
10/15/2008	11.6
10/14/2008	12.4
10/13/2008	12.6
10/10/2008	11.5
10/9/2008	11.8
10/8/2008	12.5
10/7/2008	12.9
10/6/2008	13.5
10/3/2008	13.9
10/2/2008	14.1
10/1/2008	14.4
9/30/2008	14.5
9/29/2008	14.4
9/26/2008	14.6
9/25/2008	14.6
9/24/2008	14.4
9/23/2008	14.5
9/22/2008	14.6
9/19/2008	14.9
9/18/2008	14.5
9/17/2008	13.9
9/16/2008	14.2
9/15/2008	14.1
9/12/2008	14.4
9/11/2008	14.3
9/10/2008	14.2
9/9/2008	14.2
9/8/2008	14.2
9/5/2008	13.9
9/4/2008	14.0

9/3/2008	14.1
9/2/2008	14.3
8/29/2008	14.3
8/28/2008	14.5
8/27/2008	14.4
8/26/2008	14.2
8/25/2008	14.1
8/22/2008	14.3
8/21/2008	14.2
8/20/2008	14.2
8/19/2008	14.3
8/18/2008	14.3
8/15/2008	14.1
8/14/2008	13.9
8/13/2008	14.0
8/12/2008	14.0
8/11/2008	14.0
8/8/2008	13.9
8/7/2008	13.5
8/6/2008	13.6
8/5/2008	13.8
8/4/2008	13.5
8/1/2008	13.2
7/31/2008	13.3
7/30/2008	13.4
7/29/2008	13.2
7/28/2008	13.2
7/25/2008	13.2
7/24/2008	13.2
7/23/2008	13.1
7/22/2008	13.3
7/21/2008	13.1
7/18/2008	13.0
7/17/2008	13.0
7/16/2008	13.0
7/15/2008	13.1
7/14/2008	13.2
7/11/2008	13.3
7/10/2008	13.3
7/9/2008	13.3
7/8/2008	13.1
7/7/2008	13.0
7/3/2008	13.1
7/2/2008	13.2
7/1/2008	13.3
6/30/2008	13.3
6/27/2008	13.2
6/26/2008	13.5
6/25/2008	13.8
6/24/2008	13.8
6/23/2008	13.9
6/20/2008	13.9

6/19/2008	14.1
6/18/2008	14.2
6/17/2008	14.3
6/16/2008	14.3
6/13/2008	14.3
6/12/2008	14.2
6/11/2008	14.2
6/10/2008	14.4
6/9/2008	14.3
6/6/2008	14.2
6/5/2008	14.5
6/4/2008	14.2
6/3/2008	14.1
6/2/2008	14.1
5/30/2008	14.2
5/29/2008	14.2
5/28/2008	14.1
5/27/2008	14.2
5/23/2008	14.1
5/22/2008	14.2
5/21/2008	14.1
5/20/2008	14.1
5/19/2008	14.1
5/16/2008	14.0
5/15/2008	14.0
5/14/2008	14.0
5/13/2008	14.1
5/12/2008	14.1
5/9/2008	13.9
5/8/2008	13.9
5/7/2008	13.8
5/6/2008	14.0
5/5/2008	14.1
5/2/2008	14.9
5/1/2008	14.9
4/30/2008	14.8
4/29/2008	14.4
4/28/2008	14.4
4/25/2008	14.5
4/24/2008	14.4
4/23/2008	14.4
4/22/2008	14.3
4/21/2008	14.5
4/18/2008	14.6
4/17/2008	14.5
4/16/2008	14.6
4/15/2008	14.4
4/14/2008	14.2
4/11/2008	14.1
4/10/2008	14.2
4/9/2008	14.2
4/8/2008	14.3

4/7/2008	14.3
4/4/2008	14.2
4/3/2008	14.2
4/2/2008	14.3
4/1/2008	14.1
3/31/2008	13.8
3/28/2008	13.6
3/27/2008	13.7
3/26/2008	13.8
3/25/2008	13.8
3/24/2008	13.7
3/20/2008	13.7
3/19/2008	13.4
3/18/2008	13.5
3/17/2008	13.3
3/14/2008	13.3
3/13/2008	13.5
3/12/2008	13.4
3/11/2008	13.6
3/10/2008	13.3
3/7/2008	13.3
3/6/2008	13.3
3/5/2008	13.6
3/4/2008	13.6
3/3/2008	13.5
2/29/2008	13.5
2/28/2008	13.9
2/27/2008	14.1
2/26/2008	14.3
2/25/2008	14.6
2/22/2008	14.5
2/21/2008	14.3
2/20/2008	15.5
2/19/2008	15.4
2/15/2008	15.5
2/14/2008	15.5
2/13/2008	15.6
2/12/2008	15.6
2/11/2008	15.5
2/8/2008	15.7
2/7/2008	15.8
2/6/2008	15.8
2/5/2008	15.9
2/4/2008	16.2
2/1/2008	16.0
1/31/2008	15.8
1/30/2008	15.5
1/29/2008	15.6
1/28/2008	15.5
1/25/2008	15.2
1/24/2008	15.4
1/23/2008	15.8

1/22/2008	15.4
1/18/2008	15.6
1/17/2008	15.9
1/16/2008	16.2
1/15/2008	16.2
1/14/2008	16.3
1/11/2008	16.3
1/10/2008	16.3
1/9/2008	16.3
1/8/2008	16.1
1/7/2008	16.3
1/4/2008	16.2
1/3/2008	16.3
1/2/2008	16.5
12/31/2007	16.8
12/28/2007	16.9
12/27/2007	16.9
12/26/2007	17.1
12/24/2007	17.1
12/21/2007	17.1
12/20/2007	17.0
12/19/2007	16.9
12/18/2007	16.9
12/17/2007	16.7
12/14/2007	16.8
12/13/2007	17.1
12/12/2007	17.0
12/11/2007	17.0
12/10/2007	17.3
12/7/2007	17.2
12/6/2007	17.3
12/5/2007	17.1
12/4/2007	16.9
12/3/2007	16.8
11/30/2007	16.7
11/29/2007	16.7
11/28/2007	16.8
11/27/2007	16.6
11/26/2007	16.5
11/23/2007	16.8
11/21/2007	16.7
11/20/2007	16.7
11/19/2007	16.5
11/16/2007	16.4
11/15/2007	16.3
11/14/2007	16.2
11/13/2007	16.3
11/12/2007	16.3
11/9/2007	16.3
11/8/2007	16.3
11/7/2007	16.0
11/6/2007	16.3



11/5/2007	16.2
11/2/2007	16.4
11/1/2007	17.1
10/31/2007	16.4
10/30/2007	15.9
10/29/2007	15.9
10/26/2007	15.9
10/25/2007	15.6
10/24/2007	15.3
10/23/2007	15.3
10/22/2007	15.4
10/19/2007	15.2
10/18/2007	15.5
10/17/2007	15.5
10/16/2007	15.4
10/15/2007	15.5
10/12/2007	15.7
10/11/2007	15.6
10/10/2007	15.6
10/9/2007	15.7
10/8/2007	15.5
10/5/2007	15.6
10/4/2007	15.5
10/3/2007	15.4
10/2/2007	15.4
10/1/2007	15.4
9/28/2007	15.1
9/27/2007	15.2
9/26/2007	15.2
9/25/2007	15.0
9/24/2007	15.0
9/21/2007	15.1
9/20/2007	15.0
9/19/2007	15.2
9/18/2007	14.9
9/17/2007	14.6
9/14/2007	14.7
9/13/2007	14.6
9/12/2007	14.7
9/11/2007	14.8
9/10/2007	14.7
9/7/2007	14.8
9/6/2007	15.0
9/5/2007	14.9
9/4/2007	15.0
8/31/2007	14.9
8/30/2007	14.8
8/29/2007	14.9
8/28/2007	14.5
8/27/2007	14.8
8/24/2007	15.1
8/23/2007	15.0

8/22/2007	15.0
8/21/2007	14.9
8/20/2007	15.0
8/17/2007	15.0
8/16/2007	14.6
8/15/2007	14.5
8/14/2007	14.6
8/13/2007	14.8
8/10/2007	14.9
8/9/2007	15.2
8/8/2007	15.4
8/7/2007	15.4
8/6/2007	15.4
8/3/2007	14.7
8/2/2007	15.4
8/1/2007	15.1
7/31/2007	14.8
7/30/2007	14.9
7/27/2007	14.9
7/26/2007	15.3
7/25/2007	15.6
7/24/2007	15.5
7/23/2007	16.1
7/20/2007	16.1
7/19/2007	16.3
7/18/2007	16.1
7/17/2007	16.1
7/16/2007	16.1
7/13/2007	16.4
7/12/2007	16.3
7/11/2007	16.0
7/10/2007	16.0
7/9/2007	16.2
7/6/2007	16.2
7/5/2007	16.2
7/3/2007	16.3
7/2/2007	16.3
6/29/2007	16.1
6/28/2007	16.2
6/27/2007	16.0
6/26/2007	15.8
6/25/2007	15.8
6/22/2007	15.6
6/21/2007	15.8
6/20/2007	15.8
6/19/2007	16.1
6/18/2007	16.1
6/15/2007	16.2
6/14/2007	16.1
6/13/2007	16.0
6/12/2007	15.8
6/11/2007	16.1

6/8/2007	16.0
6/7/2007	15.9
6/6/2007	16.3
6/5/2007	16.6
6/4/2007	16.9
6/1/2007	16.9
5/31/2007	16.9
5/30/2007	16.9
5/29/2007	16.7
5/25/2007	16.6
5/24/2007	16.6
5/23/2007	17.1
5/22/2007	17.5
5/21/2007	17.5
5/18/2007	17.5
5/17/2007	17.4
5/16/2007	17.5
5/15/2007	17.5
5/14/2007	17.6
5/11/2007	17.6
5/10/2007	17.5
5/9/2007	17.7
5/8/2007	17.7
5/7/2007	17.9
5/4/2007	17.9
5/3/2007	18.7
5/2/2007	18.1
5/1/2007	17.8
4/30/2007	17.7
4/27/2007	17.9
4/26/2007	18.0
4/25/2007	18.1
4/24/2007	18.0
4/23/2007	18.0
4/20/2007	18.0
4/19/2007	17.8
4/18/2007	17.9
4/17/2007	17.9
4/16/2007	17.9
4/13/2007	17.7
4/12/2007	17.7
4/11/2007	17.7
4/10/2007	17.9
4/9/2007	17.8
4/5/2007	17.8
4/4/2007	17.7
4/3/2007	17.8
4/2/2007	17.9
3/30/2007	17.7
3/29/2007	17.8
3/28/2007	17.8
3/27/2007	17.8

3/26/2007	17.8
3/23/2007	17.8
3/22/2007	17.7
3/21/2007	17.7
3/20/2007	17.5
3/19/2007	17.4
3/16/2007	17.3
3/15/2007	17.4
3/14/2007	17.2
3/13/2007	17.1
3/12/2007	17.3
3/9/2007	17.2
3/8/2007	17.1
3/7/2007	17.0
3/6/2007	17.0
3/5/2007	16.8
3/2/2007	17.1
3/1/2007	17.3
2/28/2007	17.2
2/27/2007	17.2
2/26/2007	17.7
2/23/2007	16.6
2/22/2007	16.2
2/21/2007	16.4
2/20/2007	16.5
2/16/2007	16.4
2/15/2007	16.1
2/14/2007	16.3
2/13/2007	16.3
2/12/2007	16.8
2/9/2007	16.7
2/8/2007	16.7
2/7/2007	17.4
2/6/2007	17.3
2/5/2007	17.2
2/2/2007	17.1
2/1/2007	17.1
1/31/2007	17.0
1/30/2007	17.0
1/29/2007	17.0
1/26/2007	16.9
1/25/2007	16.8
1/24/2007	17.0
1/23/2007	17.0
1/22/2007	16.9
1/19/2007	16.9
1/18/2007	16.8
1/17/2007	16.8
1/16/2007	16.9
1/12/2007	16.9
1/11/2007	17.0
1/10/2007	17.0

1/9/2007	17.0
1/8/2007	16.9
1/5/2007	16.9
1/4/2007	17.3
1/3/2007	17.3
12/29/2006	17.2
12/28/2006	17.3
12/27/2006	17.5
12/26/2006	17.3
12/22/2006	17.2
12/21/2006	17.1
12/20/2006	17.2
12/19/2006	17.3
12/18/2006	17.1
12/15/2006	17.4
12/14/2006	17.4
12/13/2006	17.3
12/12/2006	17.2
12/11/2006	17.2
12/8/2006	17.1
12/7/2006	17.1
12/6/2006	17.1
12/5/2006	17.2
12/4/2006	17.3
12/1/2006	17.1
11/30/2006	17.1
11/29/2006	17.0
11/28/2006	16.9
11/27/2006	16.7
11/24/2006	17.0
11/22/2006	16.9
11/21/2006	16.9
11/20/2006	17.0
11/17/2006	17.0
11/16/2006	17.0
11/15/2006	17.0
11/14/2006	17.0
11/13/2006	16.9
11/10/2006	16.9
11/9/2006	16.8
11/8/2006	16.8
11/7/2006	16.6
11/6/2006	16.6
11/3/2006	16.5
11/2/2006	16.4
11/1/2006	18.9
10/31/2006	18.9
10/30/2006	26.4
10/27/2006	26.2
10/26/2006	26.4
10/25/2006	26.5
10/24/2006	26.3

10/23/2006	26.3
10/20/2006	26.1
10/19/2006	26.0
10/18/2006	25.9
10/17/2006	25.8
10/16/2006	25.7
10/13/2006	25.6
10/12/2006	25.7
10/11/2006	25.4
10/10/2006	25.1
10/9/2006	24.9
10/6/2006	24.9
10/5/2006	25.1
10/4/2006	25.2
10/3/2006	25.0
10/2/2006	25.0
9/29/2006	24.7
9/28/2006	25.0
9/27/2006	25.1
9/26/2006	25.0
9/25/2006	25.1
9/22/2006	24.6
9/21/2006	24.7
9/20/2006	24.9
9/19/2006	24.8
9/18/2006	25.0
9/15/2006	25.3
9/14/2006	25.3
9/13/2006	25.1
9/12/2006	25.1
9/11/2006	25.2
9/8/2006	25.1
9/7/2006	25.2
9/6/2006	25.1
9/5/2006	25.6
9/1/2006	25.3
8/31/2006	25.4
8/30/2006	25.2
8/29/2006	25.2
8/28/2006	25.3
8/25/2006	25.3
8/24/2006	25.2
8/23/2006	24.9
8/22/2006	25.0
8/21/2006	24.6
8/18/2006	24.6
8/17/2006	24.7
8/16/2006	24.9
8/15/2006	24.9
8/14/2006	24.7
8/11/2006	24.5
8/10/2006	24.8

8/9/2006	24.9
8/8/2006	25.0
8/7/2006	25.1
8/4/2006	25.2
8/3/2006	25.4
8/2/2006	19.6
8/1/2006	21.2
7/31/2006	21.1
7/28/2006	21.1
7/27/2006	21.2
7/26/2006	21.4
7/25/2006	21.5
7/24/2006	21.3
7/21/2006	20.9
7/20/2006	20.8
7/19/2006	20.8
7/18/2006	20.5
7/17/2006	20.4
7/14/2006	20.4
7/13/2006	20.4
7/12/2006	20.7
7/11/2006	20.8
7/10/2006	20.6
7/7/2006	20.3
7/6/2006	20.3
7/5/2006	20.3
7/3/2006	20.4
6/30/2006	20.1
6/29/2006	20.4
6/28/2006	20.0
6/27/2006	19.8
6/26/2006	19.9
6/23/2006	19.7
6/22/2006	19.6
6/21/2006	19.7
6/20/2006	19.7
6/19/2006	19.7
6/16/2006	20.1
6/15/2006	19.9
6/14/2006	19.7
6/13/2006	19.8
6/12/2006	20.3
6/9/2006	20.3
6/8/2006	20.1
6/7/2006	20.0
6/6/2006	20.0
6/5/2006	20.0
6/2/2006	20.2
6/1/2006	19.9
5/31/2006	19.7
5/30/2006	19.3
5/26/2006	19.6



5/25/2006	19.5
5/24/2006	19.3
5/23/2006	19.1
5/22/2006	19.4
5/19/2006	19.3
5/18/2006	19.2
5/17/2006	19.3
5/16/2006	19.5
5/15/2006	19.7
5/12/2006	19.7
5/11/2006	19.7
5/10/2006	20.1
5/9/2006	20.1
5/8/2006	20.3
5/5/2006	20.4
5/4/2006	20.3
5/3/2006	21.1
5/2/2006	21.4
5/1/2006	20.8
4/28/2006	21.1
4/27/2006	20.9
4/26/2006	20.8
4/25/2006	20.4
4/24/2006	20.5
4/21/2006	20.5
4/20/2006	20.4
4/19/2006	20.4
4/18/2006	20.4
4/17/2006	20.1
4/13/2006	20.0
4/12/2006	20.0
4/11/2006	19.9
4/10/2006	20.2
4/7/2006	20.3
4/6/2006	20.4
4/5/2006	20.6
4/4/2006	20.5
4/3/2006	20.5
3/31/2006	20.4
3/30/2006	20.4
3/29/2006	20.4
3/28/2006	20.2
3/27/2006	20.2
3/24/2006	20.4
3/23/2006	20.3
3/22/2006	20.3
3/21/2006	20.1
3/20/2006	20.3
3/17/2006	20.4
3/16/2006	20.5
3/15/2006	20.4
3/14/2006	20.2

3/13/2006	20.2
3/10/2006	20.2
3/9/2006	20.1
3/8/2006	20.2
3/7/2006	20.1
3/6/2006	20.3
3/3/2006	20.5
3/2/2006	20.5
3/1/2006	20.8
2/28/2006	20.9
2/27/2006	21.2
2/24/2006	21.0
2/23/2006	21.7
2/22/2006	22.7
2/21/2006	22.6
2/17/2006	22.5
2/16/2006	22.3
2/15/2006	22.1
2/14/2006	22.1
2/13/2006	22.1
2/10/2006	22.2
2/9/2006	22.2
2/8/2006	21.7
2/7/2006	25.5
2/6/2006	26.2
2/3/2006	26.1
2/2/2006	26.2
2/1/2006	26.4
1/31/2006	26.3
1/30/2006	26.1
1/27/2006	25.9
1/26/2006	26.0
1/25/2006	26.1
1/24/2006	26.3
1/23/2006	25.9
1/20/2006	25.9
1/19/2006	26.0
1/18/2006	25.9
1/17/2006	25.9
1/13/2006	25.8
1/12/2006	25.8
1/11/2006	25.9
1/10/2006	25.9
1/9/2006	25.8
1/6/2006	25.7
1/5/2006	25.5
1/4/2006	25.7
1/3/2006	25.6
12/30/2005	25.2
12/29/2005	25.1
12/28/2005	25.1
12/27/2005	25.2

12/23/2005	25.4
12/22/2005	25.5
12/21/2005	25.3
12/20/2005	25.6
12/19/2005	25.4
12/16/2005	25.8
12/15/2005	25.9
12/14/2005	26.1
12/13/2005	25.9
12/12/2005	25.9
12/9/2005	26.1
12/8/2005	26.0
12/7/2005	25.7
12/6/2005	25.8
12/5/2005	26.0
12/2/2005	26.0
12/1/2005	26.1
11/30/2005	25.9
11/29/2005	25.8
11/28/2005	25.6
11/25/2005	25.9
11/23/2005	25.9
11/22/2005	25.9
11/21/2005	25.9
11/18/2005	25.8
11/17/2005	25.7
11/16/2005	25.5
11/15/2005	25.5
11/14/2005	25.4
11/11/2005	25.3
11/10/2005	25.5
11/9/2005	25.5
11/8/2005	22.1
11/7/2005	22.2
11/4/2005	22.3
11/3/2005	25.4
11/2/2005	25.6
11/1/2005	25.5
10/31/2005	25.9
10/28/2005	25.8
10/27/2005	25.5
10/26/2005	25.9
10/25/2005	26.1
10/24/2005	26.2
10/21/2005	25.6
10/20/2005	25.2
10/19/2005	25.8
10/18/2005	25.9
10/17/2005	26.2
10/14/2005	26.1
10/13/2005	26.1
10/12/2005	26.5

10/11/2005	27.0
10/10/2005	27.1
10/7/2005	27.5
10/6/2005	27.1
10/5/2005	27.3
10/4/2005	28.2
10/3/2005	28.2
9/30/2005	27.8
9/29/2005	27.9
9/28/2005	27.6
9/27/2005	27.7
9/26/2005	27.6
9/23/2005	27.5
9/22/2005	27.6
9/21/2005	27.6
9/20/2005	28.2
9/19/2005	28.2
9/16/2005	28.3
9/15/2005	28.3
9/14/2005	28.2
9/13/2005	28.4
9/12/2005	28.5
9/9/2005	28.5
9/8/2005	28.4
9/7/2005	28.5
9/6/2005	28.6
9/2/2005	28.5
9/1/2005	28.5
8/31/2005	28.3
8/30/2005	27.9
8/29/2005	28.2
8/26/2005	28.0
8/25/2005	28.1
8/24/2005	28.0
8/23/2005	27.9
8/22/2005	27.8
8/19/2005	27.6
8/18/2005	27.7
8/17/2005	27.4
8/16/2005	27.5
8/15/2005	27.9
8/12/2005	27.9
8/11/2005	27.8
8/10/2005	27.3
8/9/2005	27.2
8/8/2005	27.3
8/5/2005	28.0
8/4/2005	23.6
8/3/2005	23.6
8/2/2005	23.4
8/1/2005	23.1
7/29/2005	23.3

7/28/2005	22.8
7/27/2005	22.6
7/26/2005	22.6
7/25/2005	22.1
7/22/2005	22.6
7/21/2005	22.4
7/20/2005	22.6
7/19/2005	21.7
7/18/2005	21.6
7/15/2005	21.6
7/14/2005	21.7
7/13/2005	21.8
7/12/2005	21.8
7/11/2005	21.8
7/8/2005	21.7
7/7/2005	21.4
7/6/2005	21.3
7/5/2005	21.7
7/1/2005	21.6
6/30/2005	21.3
6/29/2005	21.3
6/28/2005	21.3
6/27/2005	21.1
6/24/2005	21.0
6/23/2005	21.3
6/22/2005	21.4
6/21/2005	21.3
6/20/2005	21.4
6/17/2005	21.4
6/16/2005	21.4
6/15/2005	21.3
6/14/2005	21.3
6/13/2005	21.2
6/10/2005	21.1
6/9/2005	21.1
6/8/2005	20.9
6/7/2005	20.9
6/6/2005	20.8
6/3/2005	20.9
6/2/2005	20.9
6/1/2005	21.0
5/31/2005	20.8
5/27/2005	20.7
5/26/2005	20.6
5/25/2005	20.4
5/24/2005	20.3
5/23/2005	20.3
5/20/2005	20.3
5/19/2005	20.4
5/18/2005	20.4
5/17/2005	20.2
5/16/2005	20.2

5/13/2005	19.9
5/12/2005	20.1
5/11/2005	20.3
5/10/2005	20.3
5/9/2005	20.3
5/6/2005	20.4
5/5/2005	20.4
5/4/2005	20.2
5/3/2005	19.9
5/2/2005	20.0
4/29/2005	20.0
4/28/2005	19.5
4/27/2005	18.4
4/26/2005	18.3
4/25/2005	18.6
4/22/2005	18.2
4/21/2005	18.2
4/20/2005	18.0
4/19/2005	18.2
4/18/2005	18.0
4/15/2005	17.9
4/14/2005	18.2
4/13/2005	18.4
4/12/2005	18.5
4/11/2005	18.3
4/8/2005	18.3
4/7/2005	18.4
4/6/2005	18.3
4/5/2005	18.4
4/4/2005	18.3
4/1/2005	18.3
3/31/2005	18.1
3/30/2005	18.0
3/29/2005	17.7
3/28/2005	18.0
3/24/2005	18.0
3/23/2005	17.9
3/22/2005	18.0
3/21/2005	18.4
3/18/2005	18.5
3/17/2005	18.5
3/16/2005	18.4
3/15/2005	18.5
3/14/2005	18.7
3/11/2005	18.3
3/10/2005	18.4
3/9/2005	18.3
3/8/2005	18.6
3/7/2005	18.7
3/4/2005	18.5
3/3/2005	18.2
3/2/2005	18.2

3/1/2005	18.3
2/28/2005	18.2
2/25/2005	18.2
2/24/2005	18.2
2/23/2005	18.1
2/22/2005	17.8
2/18/2005	18.6
2/17/2005	18.8
2/16/2005	18.8
2/15/2005	18.9
2/14/2005	19.0
2/11/2005	18.8
2/10/2005	18.8
2/9/2005	18.3
2/8/2005	18.4
2/7/2005	18.6
2/4/2005	18.7
2/3/2005	18.3
2/2/2005	18.3
2/1/2005	18.4
1/31/2005	18.3
1/28/2005	18.0
1/27/2005	18.1
1/26/2005	18.1
1/25/2005	17.9
1/24/2005	18.0
1/21/2005	17.9
1/20/2005	18.0
1/19/2005	17.9
1/18/2005	18.0
1/14/2005	17.9
1/13/2005	17.8
1/12/2005	17.7
1/11/2005	17.7
1/10/2005	17.8
1/7/2005	17.7
1/6/2005	17.8
1/5/2005	17.8
1/4/2005	18.0
1/3/2005	18.1
12/31/2004	18.4
12/30/2004	18.5
12/29/2004	18.4
12/28/2004	18.4
12/27/2004	18.3
12/23/2004	18.4
12/22/2004	18.4
12/21/2004	18.4
12/20/2004	18.2
12/17/2004	18.3
12/16/2004	18.2
12/15/2004	18.2



12/14/2004	18.1
12/13/2004	18.0
12/10/2004	17.8
12/9/2004	17.7
12/8/2004	17.8
12/7/2004	17.7
12/6/2004	17.9
12/3/2004	17.9
12/2/2004	17.9
12/1/2004	18.0
11/30/2004	18.0
11/29/2004	18.2
11/26/2004	18.3
11/24/2004	18.3
11/23/2004	18.2
11/22/2004	18.2
11/19/2004	17.9
11/18/2004	18.0
11/17/2004	18.0
11/16/2004	18.1
11/15/2004	18.1
11/12/2004	18.3
11/11/2004	18.1
11/10/2004	17.9
11/9/2004	18.0
11/8/2004	17.7
11/5/2004	17.7
11/4/2004	17.8
11/3/2004	16.8
11/2/2004	16.5
11/1/2004	16.7
10/29/2004	16.5
10/28/2004	15.8
10/27/2004	15.9
10/26/2004	15.9
10/25/2004	15.7
10/22/2004	15.7
10/21/2004	16.7
10/20/2004	16.7
10/19/2004	16.7
10/18/2004	16.8
10/15/2004	16.8
10/14/2004	16.7
10/13/2004	16.7
10/12/2004	16.9
10/11/2004	16.8
10/8/2004	16.7
10/7/2004	16.7
10/6/2004	16.9
10/5/2004	16.8
10/4/2004	16.7
10/1/2004	16.6

9/30/2004	16.4
9/29/2004	16.3
9/28/2004	16.3
9/27/2004	16.1
9/24/2004	16.2
9/23/2004	16.2
9/22/2004	16.2
9/21/2004	16.4
9/20/2004	16.1
9/17/2004	16.1
9/16/2004	16.2
9/15/2004	16.0
9/14/2004	16.0
9/13/2004	16.1
9/10/2004	16.1
9/9/2004	16.1
9/8/2004	16.1
9/7/2004	16.3
9/3/2004	16.1
9/2/2004	16.2
9/1/2004	16.1
8/31/2004	16.0
8/30/2004	15.8
8/27/2004	15.9
8/26/2004	15.8
8/25/2004	15.8
8/24/2004	15.8
8/23/2004	15.7
8/20/2004	15.8
8/19/2004	15.7
8/18/2004	15.8
8/17/2004	15.6
8/16/2004	15.7
8/13/2004	15.6
8/12/2004	15.6
8/11/2004	15.7
8/10/2004	15.7
8/9/2004	15.7
8/6/2004	15.6
8/5/2004	15.5
8/4/2004	15.9
8/3/2004	15.9
8/2/2004	15.9
7/30/2004	15.9
7/29/2004	15.9
7/28/2004	15.8
7/27/2004	15.8
7/26/2004	15.1
7/23/2004	15.2
7/22/2004	15.5
7/21/2004	15.8
7/20/2004	16.0

7/19/2004	15.8
7/16/2004	15.4
7/15/2004	15.3
7/14/2004	15.2
7/13/2004	15.2
7/12/2004	15.1
7/9/2004	15.1
7/8/2004	15.1
7/7/2004	15.2
7/6/2004	15.2
7/2/2004	15.3
7/1/2004	15.2
6/30/2004	15.4
6/29/2004	15.3
6/28/2004	15.4
6/25/2004	15.3
6/24/2004	15.2
6/23/2004	15.3
6/22/2004	15.2
6/21/2004	15.2
6/18/2004	15.1
6/17/2004	15.1
6/16/2004	14.9
6/15/2004	14.9
6/14/2004	14.8
6/10/2004	14.9
6/9/2004	14.8
6/8/2004	14.9
6/7/2004	14.9
6/4/2004	14.7
6/3/2004	14.7
6/2/2004	14.9
6/1/2004	14.8
5/28/2004	14.8
5/27/2004	14.8
5/26/2004	14.7
5/25/2004	14.7
5/24/2004	14.4
5/21/2004	14.2
5/20/2004	14.2
5/19/2004	14.1
5/18/2004	14.2
5/17/2004	14.1
5/14/2004	14.4
5/13/2004	14.3
5/12/2004	14.4
5/11/2004	14.3
5/10/2004	14.2
5/7/2004	14.5
5/6/2004	15.1
5/5/2004	15.6
5/4/2004	15.7

5/3/2004	15.7
4/30/2004	15.6
4/29/2004	16.0
4/28/2004	16.2
4/27/2004	16.2
4/26/2004	15.2
4/23/2004	14.8
4/22/2004	14.9
4/21/2004	14.6
4/20/2004	14.5
4/19/2004	14.6
4/16/2004	14.7
4/15/2004	14.6
4/14/2004	14.5
4/13/2004	14.7
4/12/2004	15.0
4/8/2004	15.3
4/7/2004	15.3
4/6/2004	15.4
4/5/2004	15.4
4/2/2004	15.4
4/1/2004	15.5
3/31/2004	15.4
3/30/2004	15.3
3/29/2004	15.2
3/26/2004	15.1
3/25/2004	15.0
3/24/2004	14.9
3/23/2004	15.0
3/22/2004	15.0
3/19/2004	15.3
3/18/2004	15.3
3/17/2004	15.4
3/16/2004	15.2
3/15/2004	15.1
3/12/2004	15.2
3/11/2004	15.0
3/10/2004	15.2
3/9/2004	15.4
3/8/2004	15.5
3/5/2004	15.6
3/4/2004	15.4
3/3/2004	15.4
3/2/2004	15.4
3/1/2004	15.4
2/27/2004	15.2
2/26/2004	15.1
2/25/2004	15.0
2/24/2004	14.9
2/23/2004	14.9
2/20/2004	14.9
2/19/2004	15.1

2/18/2004	15.2
2/17/2004	15.2
2/13/2004	15.2
2/12/2004	15.2
2/11/2004	15.3
2/10/2004	15.3
2/9/2004	15.1
2/6/2004	15.0
2/5/2004	14.7
2/4/2004	15.2
2/3/2004	15.4
2/2/2004	15.4
1/30/2004	15.3
1/29/2004	16.6
1/28/2004	16.6
1/27/2004	16.6
1/26/2004	17.3
1/23/2004	17.4
1/22/2004	17.4
1/21/2004	17.3
1/20/2004	17.1
1/16/2004	17.1
1/15/2004	17.0
1/14/2004	17.0
1/13/2004	16.8
1/12/2004	16.9
1/9/2004	16.8
1/8/2004	16.9
1/7/2004	16.9
1/6/2004	16.8
1/5/2004	16.8
1/2/2004	16.8
12/31/2003	16.8
12/30/2003	16.9
12/29/2003	16.8
12/26/2003	16.7
12/24/2003	16.8
12/23/2003	16.8
12/22/2003	16.7
12/19/2003	16.7
12/18/2003	16.7
12/17/2003	16.5
12/16/2003	16.7
12/15/2003	16.6
12/12/2003	16.7
12/11/2003	16.7
12/10/2003	16.5
12/9/2003	16.5
12/8/2003	16.7
12/5/2003	16.6
12/4/2003	16.6
12/3/2003	16.6

12/2/2003	16.6
12/1/2003	16.7
11/28/2003	16.6
11/26/2003	16.5
11/25/2003	16.5
11/24/2003	16.3
11/21/2003	16.0
11/20/2003	16.0
11/19/2003	16.1
11/18/2003	16.0
11/17/2003	16.3
11/14/2003	16.4
11/13/2003	16.5
11/12/2003	16.5
11/11/2003	16.1
11/10/2003	16.0
11/7/2003	16.1
11/6/2003	16.1
11/5/2003	16.6
11/4/2003	16.7
11/3/2003	16.7
10/31/2003	16.6
10/30/2003	16.6
10/29/2003	17.3
10/28/2003	17.3
10/27/2003	17.2
10/24/2003	17.0
10/23/2003	16.9
10/22/2003	16.8
10/21/2003	16.9
10/20/2003	17.0
10/17/2003	16.9
10/16/2003	16.9
10/15/2003	16.9
10/14/2003	17.0
10/13/2003	17.0
10/10/2003	16.9
10/9/2003	17.0
10/8/2003	16.9
10/7/2003	17.0
10/6/2003	17.0
10/3/2003	16.9
10/2/2003	16.7
10/1/2003	16.7
9/30/2003	16.4
9/29/2003	16.5
9/26/2003	16.3
9/25/2003	16.3
9/24/2003	16.3
9/23/2003	16.5
9/22/2003	16.5
9/19/2003	16.7

9/18/2003	16.6
9/17/2003	16.4
9/16/2003	16.5
9/15/2003	16.3
9/12/2003	16.3
9/11/2003	16.3
9/10/2003	16.2
9/9/2003	16.3
9/8/2003	16.3
9/5/2003	16.2
9/4/2003	16.3
9/3/2003	16.2
9/2/2003	16.1
8/29/2003	15.9
8/28/2003	15.8
8/27/2003	15.8
8/26/2003	15.8
8/25/2003	15.9
8/22/2003	15.8
8/21/2003	16.0
8/20/2003	15.9
8/19/2003	15.8
8/18/2003	15.8
8/15/2003	15.7
8/14/2003	15.7
8/13/2003	15.6
8/12/2003	15.7
8/11/2003	15.6
8/8/2003	15.5
8/7/2003	15.5
8/6/2003	15.5
8/5/2003	15.4
8/4/2003	15.6
8/1/2003	15.6
7/31/2003	15.8
7/30/2003	15.8
7/29/2003	15.5
7/28/2003	15.5
7/25/2003	16.2
7/24/2003	16.2
7/23/2003	16.2
7/22/2003	16.2
7/21/2003	16.1
7/18/2003	16.3
7/17/2003	16.1
7/16/2003	16.2
7/15/2003	16.4
7/14/2003	16.5
7/11/2003	16.5
7/10/2003	16.4
7/9/2003	16.6
7/8/2003	16.6



7/7/2003	16.5
7/3/2003	16.4
7/2/2003	16.5
7/1/2003	16.4
6/30/2003	16.3
6/27/2003	16.4
6/26/2003	16.4
6/25/2003	16.5
6/24/2003	16.4
6/23/2003	16.5
6/20/2003	16.6
6/19/2003	16.6
6/18/2003	16.6
6/17/2003	16.6
6/16/2003	16.7
6/13/2003	16.4
6/12/2003	16.6
6/11/2003	16.5
6/10/2003	16.4
6/9/2003	16.3
6/6/2003	16.4
6/5/2003	16.6
6/4/2003	16.9
6/3/2003	16.7
6/2/2003	16.6
5/30/2003	16.5
5/29/2003	16.3
5/28/2003	16.5
5/27/2003	16.7
5/23/2003	16.3
5/22/2003	15.5
5/21/2003	15.3
5/20/2003	15.3
5/19/2003	15.2
5/16/2003	15.3
5/15/2003	15.0
5/14/2003	14.8
5/13/2003	14.7
5/12/2003	14.8
5/9/2003	14.7
5/8/2003	14.7
5/7/2003	14.7
5/6/2003	13.6
5/5/2003	13.5
5/2/2003	13.5
5/1/2003	13.5
4/30/2003	13.7
4/29/2003	14.0
4/28/2003	14.7
4/25/2003	14.1
4/24/2003	14.3
4/23/2003	14.3

4/22/2003	14.3
4/21/2003	14.1
4/17/2003	14.1
4/16/2003	14.1
4/15/2003	14.1
4/14/2003	14.0
4/11/2003	13.8
4/10/2003	14.0
4/9/2003	14.0
4/8/2003	13.9
4/7/2003	14.0
4/4/2003	13.9
4/3/2003	13.8
4/2/2003	13.9
4/1/2003	13.9
3/31/2003	13.8
3/28/2003	13.8
3/27/2003	13.7
3/26/2003	13.7
3/25/2003	13.8
3/24/2003	13.7
3/21/2003	13.9
3/20/2003	13.7
3/19/2003	13.6
3/18/2003	13.6
3/17/2003	13.6
3/14/2003	13.3
3/13/2003	13.3
3/12/2003	13.1
3/11/2003	13.1
3/10/2003	13.2
3/7/2003	13.3
3/6/2003	13.2
3/5/2003	13.2
3/4/2003	13.1
3/3/2003	13.2
2/28/2003	13.1
2/27/2003	13.1
2/26/2003	13.0
2/25/2003	13.1
2/24/2003	13.0
2/21/2003	13.2
2/20/2003	13.1
2/19/2003	13.1
2/18/2003	13.2
2/14/2003	12.5
2/13/2003	12.4
2/12/2003	12.3
2/11/2003	12.6
2/10/2003	12.8
2/7/2003	12.7
2/6/2003	12.6

2/5/2003	12.8
2/4/2003	12.9
2/3/2003	12.7
1/31/2003	12.6
1/30/2003	12.5
1/29/2003	12.8
1/28/2003	12.8
1/27/2003	12.7
1/24/2003	12.5
1/23/2003	12.4
1/22/2003	12.3
1/21/2003	12.5
1/17/2003	12.7
1/16/2003	12.9
1/15/2003	13.0
1/14/2003	13.1
1/13/2003	13.0
1/10/2003	13.2
1/9/2003	13.2
1/8/2003	13.2
1/7/2003	13.3
1/6/2003	13.7
1/3/2003	13.3
1/2/2003	13.2
12/31/2002	13.0
12/30/2002	13.0
12/27/2002	12.9
12/26/2002	12.9
12/24/2002	12.9
12/23/2002	12.9
12/20/2002	13.0
12/19/2002	12.8
12/18/2002	12.9
12/17/2002	12.9
12/16/2002	12.9
12/13/2002	12.7
12/12/2002	12.6
12/11/2002	12.5
12/10/2002	12.4
12/9/2002	12.4
12/6/2002	12.4
12/5/2002	12.5
12/4/2002	12.4
12/3/2002	12.6
12/2/2002	12.6
11/29/2002	12.8
11/27/2002	12.9
11/26/2002	12.8
11/25/2002	12.9
11/22/2002	12.7
11/21/2002	12.4
11/20/2002	12.3

11/19/2002	12.2
11/18/2002	12.2
11/15/2002	12.4
11/14/2002	12.2
11/13/2002	12.1
11/12/2002	12.2
11/11/2002	12.4
11/8/2002	12.5
11/7/2002	12.8
11/6/2002	13.2
11/5/2002	13.1
11/4/2002	13.2
11/1/2002	12.9
10/31/2002	12.9
10/30/2002	13.0
10/29/2002	12.7
10/28/2002	12.6
10/25/2002	12.5
10/24/2002	12.1
10/23/2002	12.1
10/22/2002	11.9
10/21/2002	12.0
10/18/2002	12.4
10/17/2002	12.5
10/16/2002	12.3
10/15/2002	12.6
10/14/2002	12.3
10/11/2002	12.5
10/10/2002	12.5
10/9/2002	11.8
10/8/2002	12.3
10/7/2002	12.5
10/4/2002	12.6
10/3/2002	12.9
10/2/2002	13.0
10/1/2002	13.3
9/30/2002	12.9
9/27/2002	12.8
9/26/2002	13.1
9/25/2002	12.7
9/24/2002	12.5
9/23/2002	12.7
9/20/2002	12.8
9/19/2002	13.1
9/18/2002	13.4
9/17/2002	13.2
9/16/2002	13.6
9/13/2002	13.6
9/12/2002	13.4
9/11/2002	13.7
9/10/2002	13.7
9/9/2002	13.9

9/6/2002	13.9
9/5/2002	13.8
9/4/2002	13.9
9/3/2002	13.7
8/30/2002	14.1
8/29/2002	14.1
8/28/2002	14.0
8/27/2002	14.2
8/26/2002	14.4
8/23/2002	14.1
8/22/2002	14.3
8/21/2002	14.1
8/20/2002	13.7
8/19/2002	13.6
8/16/2002	13.5
8/15/2002	13.7
8/14/2002	13.7
8/13/2002	13.3
8/12/2002	13.8
8/9/2002	13.5
8/8/2002	13.6
8/7/2002	13.5
8/6/2002	13.2
8/5/2002	12.9
8/2/2002	13.1
8/1/2002	13.3
7/31/2002	13.5
7/30/2002	13.5
7/29/2002	12.6
7/26/2002	12.2
7/25/2002	11.8
7/24/2002	11.6
7/23/2002	10.8
7/22/2002	11.3
7/19/2002	11.7
7/18/2002	12.4
7/17/2002	12.6
7/16/2002	12.6
7/15/2002	12.9
7/12/2002	12.7
7/11/2002	12.9
7/10/2002	12.8
7/9/2002	13.3
7/8/2002	13.6
7/5/2002	13.9
7/3/2002	13.7
7/2/2002	14.0
7/1/2002	14.2
6/28/2002	14.1
6/27/2002	14.1
6/26/2002	14.1
6/25/2002	14.2

6/24/2002	14.3
6/21/2002	14.4
6/20/2002	14.3
6/19/2002	14.3
6/18/2002	14.4
6/17/2002	14.3
6/14/2002	14.1
6/13/2002	14.1
6/12/2002	14.2
6/11/2002	14.2
6/10/2002	14.3
6/7/2002	14.2
6/6/2002	14.2
6/5/2002	14.5
6/4/2002	14.7
6/3/2002	14.7
5/31/2002	15.1
5/30/2002	15.0
5/29/2002	15.1
5/28/2002	15.2
5/24/2002	15.4
5/23/2002	15.4
5/22/2002	15.3
5/21/2002	15.1
5/20/2002	15.2
5/17/2002	15.2
5/16/2002	15.1
5/15/2002	15.3
5/14/2002	15.4
5/13/2002	15.2
5/10/2002	15.3
5/9/2002	15.4
5/8/2002	15.5
5/7/2002	15.5
5/6/2002	15.4
5/3/2002	15.6
5/2/2002	15.6
5/1/2002	15.6
4/30/2002	15.6
4/29/2002	15.3
4/26/2002	15.4
4/25/2002	15.4
4/24/2002	15.3
4/23/2002	15.5
4/22/2002	15.2
4/19/2002	15.2
4/18/2002	14.6
4/17/2002	14.6
4/16/2002	14.5
4/15/2002	14.4
4/12/2002	14.5
4/11/2002	14.5

4/10/2002	14.6
4/9/2002	14.5
4/8/2002	14.6
4/5/2002	14.4
4/4/2002	14.4
4/3/2002	14.4
4/2/2002	14.5
4/1/2002	14.4
3/28/2002	14.4
3/27/2002	14.4
3/26/2002	14.3
3/25/2002	14.2
3/22/2002	14.2
3/21/2002	14.1
3/20/2002	13.9
3/19/2002	14.0
3/18/2002	13.9
3/15/2002	13.8
3/14/2002	13.9
3/13/2002	13.9
3/12/2002	13.9
3/11/2002	14.0
3/8/2002	14.0
3/7/2002	14.1
3/6/2002	14.1
3/5/2002	13.9
3/4/2002	14.0
3/1/2002	13.8
2/28/2002	13.7
2/27/2002	13.7
2/26/2002	13.6
2/25/2002	13.6
2/22/2002	13.6
2/21/2002	13.4
2/20/2002	13.6
2/19/2002	13.5
2/15/2002	13.5
2/14/2002	13.6
2/13/2002	13.7
2/12/2002	13.7
2/11/2002	13.7
2/8/2002	13.5
2/7/2002	13.5
2/6/2002	13.5
2/5/2002	13.5
2/4/2002	13.5
2/1/2002	13.5
1/31/2002	13.3
1/30/2002	13.4
1/29/2002	13.2
1/28/2002	12.9
1/25/2002	12.8



1/24/2002	12.7
1/23/2002	12.7
1/22/2002	15.2
1/18/2002	15.3
1/17/2002	15.4
1/16/2002	15.4
1/15/2002	15.3
1/14/2002	15.2
1/11/2002	15.3
1/10/2002	15.3
1/9/2002	15.1
1/8/2002	15.1
1/7/2002	15.3
1/4/2002	15.4
1/3/2002	15.5
1/2/2002	15.5
12/31/2001	15.4
12/28/2001	15.4
12/27/2001	15.4
12/26/2001	15.3
12/24/2001	15.2
12/21/2001	15.1
12/20/2001	15.0
12/19/2001	15.0
12/18/2001	14.7
12/17/2001	14.6
12/14/2001	14.5
12/13/2001	14.4
12/12/2001	14.4
12/11/2001	14.4
12/10/2001	14.6
12/7/2001	14.7
12/6/2001	14.4
12/5/2001	14.4
12/4/2001	14.4
12/3/2001	14.4
11/30/2001	14.3
11/29/2001	14.5
11/28/2001	14.3
11/27/2001	14.4
11/26/2001	14.4
11/23/2001	14.4
11/21/2001	14.3
11/20/2001	14.4
11/19/2001	14.3
11/16/2001	14.3
11/15/2001	14.3
11/14/2001	14.3
11/13/2001	14.4
11/12/2001	14.4
11/9/2001	14.5
11/8/2001	14.4

11/7/2001	14.6
11/6/2001	14.7
11/5/2001	14.5
11/2/2001	14.4
11/1/2001	14.4
10/31/2001	14.2
10/30/2001	14.2
10/29/2001	12.9
10/26/2001	13.0
10/25/2001	13.0
10/24/2001	12.9
10/23/2001	13.2
10/22/2001	13.4
10/19/2001	13.3
10/18/2001	11.4
10/17/2001	11.6
10/16/2001	11.7
10/15/2001	11.7
10/12/2001	11.7
10/11/2001	11.7
10/10/2001	11.7
10/9/2001	11.7
10/8/2001	11.9
10/5/2001	11.9
10/4/2001	12.0
10/3/2001	12.0
10/2/2001	11.7
10/1/2001	11.6
9/28/2001	11.7
9/27/2001	11.5
9/26/2001	11.3
9/25/2001	11.4
9/24/2001	11.3
9/21/2001	11.3
9/20/2001	11.4
9/19/2001	11.6
9/18/2001	11.7
9/17/2001	11.8
9/10/2001	12.1
9/7/2001	12.1
9/6/2001	12.1
9/5/2001	12.1
9/4/2001	12.2
8/31/2001	12.0
8/30/2001	12.0
8/29/2001	12.1
8/28/2001	12.0
8/27/2001	12.0
8/24/2001	12.1
8/23/2001	12.0
8/22/2001	12.1
8/21/2001	12.0

8/20/2001	12.0
8/17/2001	11.9
8/16/2001	11.9
8/15/2001	11.7
8/14/2001	11.7
8/13/2001	11.7
8/10/2001	11.8
8/9/2001	11.8
8/8/2001	11.7
8/7/2001	11.8
8/6/2001	11.8
8/3/2001	11.9
8/2/2001	11.9
8/1/2001	11.8
7/31/2001	11.7
7/30/2001	11.9
7/27/2001	11.7
7/26/2001	11.7
7/25/2001	11.5
7/24/2001	11.3
7/23/2001	11.5
7/20/2001	12.1
7/19/2001	12.3
7/18/2001	11.9
7/17/2001	12.0
7/16/2001	12.0
7/13/2001	12.1
7/12/2001	12.1
7/11/2001	12.2
7/10/2001	12.3
7/9/2001	12.1
7/6/2001	12.1
7/5/2001	12.1
7/3/2001	12.0
7/2/2001	12.0
6/29/2001	11.8
6/28/2001	12.0
6/27/2001	11.9
6/26/2001	11.8
6/25/2001	11.6
6/22/2001	11.8
6/21/2001	11.9
6/20/2001	12.2
6/19/2001	12.1
6/18/2001	12.1
6/15/2001	12.1
6/14/2001	12.0
6/13/2001	12.2
6/12/2001	12.3
6/11/2001	12.2
6/8/2001	12.2
6/7/2001	12.2

6/6/2001	12.4
6/5/2001	12.6
6/4/2001	12.6
6/1/2001	12.5
5/31/2001	12.5
5/30/2001	12.4
5/29/2001	12.5
5/25/2001	12.5
5/24/2001	12.6
5/23/2001	12.6
5/22/2001	12.6
5/21/2001	12.6
5/18/2001	12.5
5/17/2001	12.4
5/16/2001	12.4
5/15/2001	12.4
5/14/2001	12.4
5/11/2001	12.4
5/10/2001	12.4
5/9/2001	12.4
5/8/2001	12.3
5/7/2001	12.4
5/4/2001	12.5
5/3/2001	12.1
5/2/2001	12.2
5/1/2001	12.4
4/30/2001	12.3
4/27/2001	13.5
4/26/2001	13.5
4/25/2001	13.3
4/24/2001	13.1
4/23/2001	13.0
4/20/2001	13.0
4/19/2001	13.1
4/18/2001	13.3
4/17/2001	13.5
4/16/2001	13.3
4/12/2001	13.4
4/11/2001	13.3
4/10/2001	13.4
4/9/2001	13.1
4/6/2001	12.7
4/5/2001	12.9
4/4/2001	12.9
4/3/2001	12.9
4/2/2001	12.8
3/30/2001	12.9
3/29/2001	12.5
3/28/2001	12.2
3/27/2001	12.2
3/26/2001	12.0
3/23/2001	11.8

3/22/2001	11.9
3/21/2001	12.0
3/20/2001	12.1
3/19/2001	12.2
3/16/2001	12.1
3/15/2001	12.2
3/14/2001	12.1
3/13/2001	12.3
3/12/2001	12.2
3/9/2001	12.2
3/8/2001	12.2
3/7/2001	12.2
3/6/2001	12.2
3/5/2001	12.2
3/2/2001	12.1
3/1/2001	12.1
2/28/2001	12.1
2/27/2001	12.0
2/26/2001	12.0
2/23/2001	11.9
2/22/2001	12.0
2/21/2001	12.0
2/20/2001	12.0
2/16/2001	12.0
2/15/2001	12.0
2/14/2001	12.1
2/13/2001	12.2
2/12/2001	12.2
2/9/2001	12.2
2/8/2001	12.1
2/7/2001	12.0
2/6/2001	12.0
2/5/2001	12.0
2/2/2001	11.9
2/1/2001	11.9
1/31/2001	11.9
1/30/2001	12.2
1/29/2001	16.1
1/26/2001	15.9
1/25/2001	15.8
1/24/2001	15.6
1/23/2001	15.7
1/22/2001	15.3
1/19/2001	15.2
1/18/2001	15.2
1/17/2001	15.1
1/16/2001	15.1
1/12/2001	15.4
1/11/2001	15.1
1/10/2001	15.7
1/9/2001	15.5
1/8/2001	15.5

1/5/2001	15.4
1/4/2001	15.7
1/3/2001	16.7
1/2/2001	16.9
12/29/2000	17.8
12/28/2000	18.2
12/27/2000	18.1
12/26/2000	17.8
12/22/2000	17.5
12/21/2000	17.3
12/20/2000	16.8
12/19/2000	16.8
12/18/2000	16.7
12/15/2000	16.5
12/14/2000	16.4
12/13/2000	16.5
12/12/2000	16.6
12/11/2000	16.8
12/8/2000	17.0
12/7/2000	16.7
12/6/2000	16.6
12/5/2000	16.8
12/4/2000	16.8
12/1/2000	16.9
11/30/2000	16.8
11/29/2000	16.8
11/28/2000	16.6
11/27/2000	16.6
11/24/2000	16.5
11/22/2000	16.5
11/21/2000	16.3
11/20/2000	16.2
11/17/2000	16.1
11/16/2000	15.8
11/15/2000	15.8
11/14/2000	15.6
11/13/2000	15.7
11/10/2000	15.8
11/9/2000	15.7
11/8/2000	15.9
11/7/2000	15.8
11/6/2000	15.9
11/3/2000	15.9
11/2/2000	16.0
11/1/2000	16.2
10/31/2000	16.0
10/30/2000	16.1
10/27/2000	15.6
10/26/2000	15.3
10/25/2000	15.3
10/24/2000	15.5
10/23/2000	15.7

10/20/2000	15.6
10/19/2000	15.8
10/18/2000	15.7
10/17/2000	15.8
10/16/2000	15.8
10/13/2000	15.9
10/12/2000	15.5
10/11/2000	15.6
10/10/2000	15.7
10/9/2000	15.5
10/6/2000	15.5
10/5/2000	15.3
10/4/2000	15.4
10/3/2000	15.8
10/2/2000	16.1
9/29/2000	16.0
9/28/2000	16.2
9/27/2000	16.1
9/26/2000	16.0
9/25/2000	15.8
9/22/2000	16.0
9/21/2000	15.6
9/20/2000	15.8
9/19/2000	15.6
9/18/2000	16.0
9/15/2000	16.4
9/14/2000	16.1
9/13/2000	16.1
9/12/2000	16.2
9/11/2000	16.2
9/8/2000	16.1
9/7/2000	15.8
9/6/2000	15.7
9/5/2000	15.4
9/1/2000	15.3
8/31/2000	15.2
8/30/2000	15.1
8/29/2000	15.1
8/28/2000	15.2
8/25/2000	15.0
8/24/2000	15.1
8/23/2000	15.0
8/22/2000	15.1
8/21/2000	15.1
8/18/2000	15.2
8/17/2000	15.2
8/16/2000	15.3
8/15/2000	15.3
8/14/2000	15.4
8/11/2000	15.4
8/10/2000	15.1
8/9/2000	15.0



8/8/2000	15.2
8/7/2000	15.0
8/4/2000	14.7
8/3/2000	14.7
8/2/2000	14.5
8/1/2000	14.4
7/31/2000	14.3
7/28/2000	14.0
7/27/2000	14.0
7/26/2000	14.0
7/25/2000	14.0
7/24/2000	13.8
7/21/2000	13.9
7/20/2000	13.9
7/19/2000	13.9
7/18/2000	13.8
7/17/2000	13.8
7/14/2000	13.8
7/13/2000	13.8
7/12/2000	13.9
7/11/2000	13.8
7/10/2000	13.8
7/7/2000	13.7
7/6/2000	13.6
7/5/2000	13.5
7/3/2000	13.4
6/30/2000	12.7
6/29/2000	13.6
6/28/2000	13.6
6/27/2000	13.4
6/26/2000	13.7
6/23/2000	13.6
6/22/2000	13.4
6/21/2000	13.7
6/20/2000	13.8
6/19/2000	13.8
6/16/2000	13.9
6/15/2000	13.9
6/14/2000	13.5
6/13/2000	13.7
6/12/2000	13.5
6/9/2000	13.5
6/8/2000	13.3
6/7/2000	13.4
6/6/2000	13.3
6/5/2000	13.2
6/2/2000	13.6
6/1/2000	13.7
5/31/2000	13.5
5/30/2000	13.5
5/26/2000	13.6
5/25/2000	13.3

5/24/2000	13.6
5/23/2000	13.5
5/22/2000	13.7
5/19/2000	13.5
5/18/2000	13.5
5/17/2000	13.5
5/16/2000	13.8
5/15/2000	13.9
5/12/2000	13.7
5/11/2000	13.9
5/10/2000	13.7
5/9/2000	13.7
5/8/2000	13.7
5/5/2000	13.5
5/4/2000	13.7
5/3/2000	13.3
5/2/2000	13.4
5/1/2000	13.7
4/28/2000	13.7
4/27/2000	13.8
4/26/2000	14.0
4/25/2000	13.7
4/24/2000	13.4
4/20/2000	13.3
4/19/2000	13.1
4/18/2000	13.1
4/17/2000	13.1
4/14/2000	13
4/13/2000	13.2
4/12/2000	13
4/11/2000	12.9
4/10/2000	12.9
4/7/2000	12.9
4/6/2000	12.9
4/5/2000	13.1
4/4/2000	12.8
4/3/2000	12.7
3/31/2000	12.9
3/30/2000	12.8
3/29/2000	12.6
3/28/2000	12.3
3/27/2000	12.4
3/24/2000	12.6
3/23/2000	12.5
3/22/2000	12.3
3/21/2000	12.4
3/20/2000	12.5
3/17/2000	12.5
3/16/2000	12.9
3/15/2000	12.2
3/14/2000	11.8
3/13/2000	11.8

3/10/2000	12
3/9/2000	12.1
3/8/2000	12
3/7/2000	11.8
3/6/2000	11.8
3/3/2000	12
3/2/2000	11.8
3/1/2000	11.8
2/29/2000	11.9
2/28/2000	11.8
2/25/2000	11.7
2/24/2000	11.9
2/23/2000	12.1
2/22/2000	12.1
2/18/2000	12.3
2/17/2000	12.5
2/16/2000	12.5
2/15/2000	12.6
2/14/2000	12.5
2/11/2000	12.4
2/10/2000	12.5
2/9/2000	12.6
2/8/2000	12.6
2/7/2000	12.7
2/4/2000	12.8
2/3/2000	12.9
2/2/2000	12.6
2/1/2000	12.7
1/31/2000	12.7
1/28/2000	15
1/27/2000	15.1
1/26/2000	15.4
1/25/2000	15.6
1/24/2000	16.8
1/21/2000	15.4
1/20/2000	15
1/19/2000	14.5
1/18/2000	14.3
1/14/2000	14.4
1/13/2000	14.6
1/12/2000	14.5
1/11/2000	14.4
1/10/2000	14.5
1/7/2000	14.5
1/6/2000	14.3
1/5/2000	14.3
1/4/2000	13.7
1/3/2000	13.7
12/31/1999	14.1

Proxy Group	Average Group Volume				
	1/1/13-2/28/18	1/1/14-2/28/18	1/1/15-2/28/18	1/1/16-2/28/18	1/1/17-2/28/18
Date					
OTTR	94,878	96,401	95,424	100,875	93,062
Hevert	519,892	547,046	559,974	568,667	549,902
BKH	340,200	374,149	416,721	454,999	442,758
MDU	919,144	982,236	1,052,522	969,459	859,553
NWE	288,226	310,809	341,033	350,152	372,704
XEL	3,064,562	3,013,519	3,099,747	3,005,325	2,778,386
OTTR Volume as a % of:					
Hevert Proxy Group	18.25%	17.62%	17.04%	17.74%	16.92%
BKH	27.89%	25.77%	22.90%	22.17%	21.02%
MDU	10.32%	9.81%	9.07%	10.41%	10.83%
NWE	32.92%	31.02%	27.98%	28.81%	24.97%
XEL	3.10%	3.20%	3.08%	3.36%	3.35%

Proxy Group	Average Group Trading % of Total Shares				
	1/1/13-2/28/18	1/1/14-2/28/18	1/1/15-2/28/18	1/1/16-2/28/18	1/1/17-2/28/18
Date					
OTTR	0.252%	0.253%	0.248%	0.259%	0.236%
Hevert	0.558%	0.582%	0.593%	0.600%	0.585%
BKH	0.691%	0.749%	0.816%	0.863%	0.828%
MDU	0.474%	0.505%	0.539%	0.496%	0.440%
NWE	0.635%	0.664%	0.709%	0.723%	0.767%
XEL	0.608%	0.595%	0.611%	0.592%	0.547%

Source: S&P Global Market Intelligence

Start Date	End Date	Average Volume	Average % of Outstanding Shares
1/1/2013	2/28/2018	94,878	0.25%
1/1/2014	2/28/2018	96,401	0.25%
1/1/2015	2/28/2018	95,424	0.25%
1/1/2016	2/28/2018	100,875	0.26%
1/1/2017	2/28/2018	93,062	0.24%

	[1] OTTR-US VOLUME	[2] OTTR-US Shares	[3] OTTR-US % Traded
1/2/2013	184,933	36,168,368	0.51%
1/3/2013	89,564	36,168,368	0.25%
1/4/2013	87,910	36,168,368	0.24%
1/7/2013	81,805	36,168,368	0.23%
1/8/2013	64,006	36,168,368	0.18%
1/9/2013	61,921	36,168,368	0.17%
1/10/2013	63,948	36,168,368	0.18%
1/11/2013	68,167	36,168,368	0.19%
1/14/2013	47,736	36,168,368	0.13%
1/15/2013	39,408	36,168,368	0.11%
1/16/2013	37,234	36,168,368	0.10%
1/17/2013	52,928	36,168,368	0.15%
1/18/2013	58,863	36,168,368	0.16%
1/22/2013	134,316	36,168,368	0.37%
1/23/2013	60,007	36,168,368	0.17%
1/24/2013	71,855	36,168,368	0.20%
1/25/2013	67,046	36,168,368	0.19%
1/28/2013	62,328	36,168,368	0.17%
1/29/2013	94,980	36,168,368	0.26%
1/30/2013	77,603	36,168,368	0.21%
1/31/2013	84,711	36,168,368	0.23%
2/1/2013	85,993	36,168,368	0.24%
2/4/2013	64,870	36,168,368	0.18%
2/5/2013	50,771	36,168,368	0.14%
2/6/2013	67,915	36,168,368	0.19%
2/7/2013	64,047	36,168,368	0.18%
2/8/2013	61,536	36,168,368	0.17%
2/11/2013	63,819	36,168,368	0.18%
2/12/2013	165,273	36,168,368	0.46%
2/13/2013	144,017	36,168,368	0.40%
2/14/2013	105,037	36,168,368	0.29%
2/15/2013	118,905	36,169,488	0.33%
2/19/2013	135,896	36,169,488	0.38%
2/20/2013	153,297	36,169,488	0.42%
2/21/2013	83,290	36,169,488	0.23%

2/22/2013	116,411	36,169,488	0.32%
2/25/2013	99,105	36,169,488	0.27%
2/26/2013	95,244	36,169,488	0.26%
2/27/2013	125,439	36,169,488	0.35%
2/28/2013	174,061	36,169,488	0.48%
3/1/2013	142,157	36,169,488	0.39%
3/4/2013	109,831	36,169,488	0.30%
3/5/2013	109,932	36,169,488	0.30%
3/6/2013	141,810	36,169,488	0.39%
3/7/2013	105,799	36,169,488	0.29%
3/8/2013	166,956	36,169,488	0.46%
3/11/2013	120,310	36,169,488	0.33%
3/12/2013	104,376	36,169,488	0.29%
3/13/2013	64,555	36,169,488	0.18%
3/14/2013	88,211	36,169,488	0.24%
3/15/2013	228,976	36,169,488	0.63%
3/18/2013	98,864	36,169,488	0.27%
3/19/2013	89,979	36,169,488	0.25%
3/20/2013	67,515	36,169,488	0.19%
3/21/2013	119,931	36,169,488	0.33%
3/22/2013	143,494	36,169,488	0.40%
3/25/2013	85,176	36,169,488	0.24%
3/26/2013	90,151	36,169,488	0.25%
3/27/2013	72,635	36,169,488	0.20%
3/28/2013	188,048	36,169,488	0.52%
4/1/2013	167,240	36,212,693	0.46%
4/2/2013	68,405	36,212,693	0.19%
4/3/2013	116,663	36,212,693	0.32%
4/4/2013	93,041	36,212,693	0.26%
4/5/2013	74,129	36,212,693	0.20%
4/8/2013	46,068	36,212,693	0.13%
4/9/2013	126,475	36,212,693	0.35%
4/10/2013	115,991	36,212,693	0.32%
4/11/2013	100,744	36,212,693	0.28%
4/12/2013	74,458	36,212,693	0.21%
4/15/2013	157,366	36,212,693	0.43%
4/16/2013	106,045	36,212,693	0.29%
4/17/2013	165,100	36,212,693	0.46%
4/18/2013	113,663	36,212,693	0.31%
4/19/2013	79,162	36,212,693	0.22%
4/22/2013	93,434	36,212,693	0.26%
4/23/2013	102,692	36,212,693	0.28%
4/24/2013	74,669	36,212,693	0.21%
4/25/2013	64,445	36,212,693	0.18%
4/26/2013	75,775	36,212,693	0.21%
4/29/2013	56,892	36,212,693	0.16%
4/30/2013	113,245	36,268,494	0.31%

5/1/2013	175,897	36,268,494	0.48%
5/2/2013	53,109	36,268,494	0.15%
5/3/2013	74,202	36,268,494	0.20%
5/6/2013	61,783	36,268,494	0.17%
5/7/2013	85,295	36,268,494	0.24%
5/8/2013	56,350	36,268,494	0.16%
5/9/2013	191,228	36,268,494	0.53%
5/10/2013	92,579	36,268,494	0.26%
5/13/2013	86,483	36,268,494	0.24%
5/14/2013	135,671	36,268,494	0.37%
5/15/2013	105,335	36,268,494	0.29%
5/16/2013	57,545	36,268,494	0.16%
5/17/2013	90,723	36,268,494	0.25%
5/20/2013	137,775	36,268,494	0.38%
5/21/2013	154,632	36,268,494	0.43%
5/22/2013	108,363	36,268,494	0.30%
5/23/2013	218,079	36,268,494	0.60%
5/24/2013	83,044	36,268,494	0.23%
5/28/2013	90,654	36,268,494	0.25%
5/29/2013	92,187	36,268,494	0.25%
5/30/2013	146,716	36,268,494	0.40%
5/31/2013	85,169	36,268,494	0.23%
6/3/2013	231,039	36,268,494	0.64%
6/4/2013	81,354	36,268,494	0.22%
6/5/2013	68,052	36,268,494	0.19%
6/6/2013	89,664	36,268,494	0.25%
6/7/2013	95,743	36,268,494	0.26%
6/10/2013	83,385	36,268,494	0.23%
6/11/2013	66,841	36,268,494	0.18%
6/12/2013	157,911	36,268,494	0.44%
6/13/2013	73,604	36,268,494	0.20%
6/14/2013	94,357	36,268,494	0.26%
6/17/2013	81,143	36,268,494	0.22%
6/18/2013	108,808	36,268,494	0.30%
6/19/2013	49,295	36,268,494	0.14%
6/20/2013	115,647	36,268,494	0.32%
6/21/2013	246,040	36,268,494	0.68%
6/24/2013	106,653	36,268,494	0.29%
6/25/2013	77,407	36,268,494	0.21%
6/26/2013	40,798	36,268,494	0.11%
6/27/2013	93,138	36,268,494	0.26%
6/28/2013	311,138	36,268,494	0.86%
7/1/2013	99,398	36,267,963	0.27%
7/2/2013	56,674	36,267,963	0.16%
7/3/2013	35,035	36,267,963	0.10%
7/5/2013	77,852	36,267,963	0.21%
7/8/2013	96,220	36,267,963	0.27%



7/9/2013	86,342	36,267,963	0.24%
7/10/2013	62,741	36,267,963	0.17%
7/11/2013	86,165	36,267,963	0.24%
7/12/2013	77,867	36,267,963	0.21%
7/15/2013	78,955	36,267,963	0.22%
7/16/2013	103,603	36,267,963	0.29%
7/17/2013	63,549	36,267,963	0.18%
7/18/2013	80,224	36,267,963	0.22%
7/19/2013	60,885	36,267,963	0.17%
7/22/2013	53,486	36,267,963	0.15%
7/23/2013	61,315	36,267,963	0.17%
7/24/2013	64,216	36,267,963	0.18%
7/25/2013	99,802	36,267,963	0.28%
7/26/2013	36,501	36,267,963	0.10%
7/29/2013	67,398	36,267,963	0.19%
7/30/2013	70,639	36,267,963	0.19%
7/31/2013	99,158	36,269,263	0.27%
8/1/2013	80,078	36,269,263	0.22%
8/2/2013	42,801	36,269,263	0.12%
8/5/2013	56,253	36,269,263	0.16%
8/6/2013	120,076	36,269,263	0.33%
8/7/2013	129,194	36,269,263	0.36%
8/8/2013	49,583	36,269,263	0.14%
8/9/2013	47,518	36,269,263	0.13%
8/12/2013	66,526	36,269,263	0.18%
8/13/2013	70,663	36,269,263	0.19%
8/14/2013	63,156	36,269,263	0.17%
8/15/2013	83,817	36,269,263	0.23%
8/16/2013	106,321	36,269,263	0.29%
8/19/2013	121,278	36,269,263	0.33%
8/20/2013	88,019	36,269,263	0.24%
8/21/2013	66,620	36,269,263	0.18%
8/22/2013	45,402	36,269,263	0.13%
8/23/2013	55,378	36,269,263	0.15%
8/26/2013	45,246	36,269,263	0.12%
8/27/2013	68,946	36,269,263	0.19%
8/28/2013	64,027	36,269,263	0.18%
8/29/2013	59,455	36,269,263	0.16%
8/30/2013	91,875	36,269,263	0.25%
9/3/2013	65,709	36,269,263	0.18%
9/4/2013	61,199	36,269,263	0.17%
9/5/2013	143,986	36,269,263	0.40%
9/6/2013	52,540	36,269,263	0.14%
9/9/2013	63,509	36,269,263	0.18%
9/10/2013	87,499	36,269,263	0.24%
9/11/2013	73,133	36,269,263	0.20%
9/12/2013	44,029	36,269,263	0.12%

9/13/2013	37,891	36,269,263	0.10%
9/16/2013	56,640	36,269,263	0.16%
9/17/2013	76,335	36,269,263	0.21%
9/18/2013	114,937	36,269,263	0.32%
9/19/2013	62,555	36,269,263	0.17%
9/20/2013	144,609	36,269,263	0.40%
9/23/2013	55,904	36,269,263	0.15%
9/24/2013	54,781	36,269,263	0.15%
9/25/2013	39,317	36,269,263	0.11%
9/26/2013	32,106	36,269,263	0.09%
9/27/2013	38,038	36,269,263	0.10%
9/30/2013	85,317	36,269,363	0.24%
10/1/2013	63,309	36,269,363	0.17%
10/2/2013	56,520	36,269,363	0.16%
10/3/2013	81,868	36,269,363	0.23%
10/4/2013	38,431	36,269,363	0.11%
10/7/2013	56,674	36,269,363	0.16%
10/8/2013	87,614	36,269,363	0.24%
10/9/2013	102,505	36,269,363	0.28%
10/10/2013	49,944	36,269,363	0.14%
10/11/2013	62,595	36,269,363	0.17%
10/14/2013	47,476	36,269,363	0.13%
10/15/2013	66,408	36,269,363	0.18%
10/16/2013	52,783	36,269,363	0.15%
10/17/2013	68,380	36,269,363	0.19%
10/18/2013	97,875	36,269,363	0.27%
10/21/2013	56,576	36,269,363	0.16%
10/22/2013	57,033	36,269,363	0.16%
10/23/2013	65,805	36,269,363	0.18%
10/24/2013	76,974	36,269,363	0.21%
10/25/2013	44,935	36,269,363	0.12%
10/28/2013	59,922	36,269,363	0.17%
10/29/2013	38,201	36,269,363	0.11%
10/30/2013	51,455	36,269,363	0.14%
10/31/2013	130,735	36,270,696	0.36%
11/1/2013	152,727	36,270,696	0.42%
11/4/2013	92,290	36,270,696	0.25%
11/5/2013	134,491	36,270,696	0.37%
11/6/2013	60,902	36,270,696	0.17%
11/7/2013	83,382	36,270,696	0.23%
11/8/2013	88,720	36,270,696	0.24%
11/11/2013	84,322	36,270,696	0.23%
11/12/2013	102,405	36,270,696	0.28%
11/13/2013	61,498	36,270,696	0.17%
11/14/2013	46,781	36,270,696	0.13%
11/15/2013	109,409	36,270,696	0.30%
11/18/2013	60,826	36,270,696	0.17%

11/19/2013	50,012	36,270,696	0.14%
11/20/2013	50,044	36,270,696	0.14%
11/21/2013	79,599	36,270,696	0.22%
11/22/2013	80,025	36,270,696	0.22%
11/25/2013	74,974	36,270,696	0.21%
11/26/2013	45,055	36,270,696	0.12%
11/27/2013	40,780	36,270,696	0.11%
11/29/2013	29,600	36,270,696	0.08%
12/2/2013	187,356	36,270,696	0.52%
12/3/2013	105,893	36,270,696	0.29%
12/4/2013	46,691	36,270,696	0.13%
12/5/2013	83,723	36,270,696	0.23%
12/6/2013	88,222	36,270,696	0.24%
12/9/2013	91,980	36,270,696	0.25%
12/10/2013	102,416	36,270,696	0.28%
12/11/2013	108,902	36,270,696	0.30%
12/12/2013	91,863	36,270,696	0.25%
12/13/2013	71,611	36,270,696	0.20%
12/16/2013	77,018	36,270,696	0.21%
12/17/2013	41,328	36,270,696	0.11%
12/18/2013	98,789	36,270,696	0.27%
12/19/2013	54,136	36,270,696	0.15%
12/20/2013	334,079	36,270,696	0.92%
12/23/2013	71,400	36,270,696	0.20%
12/24/2013	26,378	36,270,696	0.07%
12/26/2013	56,961	36,270,696	0.16%
12/27/2013	36,610	36,270,696	0.10%
12/30/2013	41,514	36,270,696	0.11%
12/31/2013	80,547	36,271,696	0.22%
1/2/2014	62,011	36,271,696	0.17%
1/3/2014	113,969	36,271,696	0.31%
1/6/2014	111,114	36,271,696	0.31%
1/7/2014	45,398	36,271,696	0.13%
1/8/2014	133,394	36,271,696	0.37%
1/9/2014	53,233	36,271,696	0.15%
1/10/2014	75,688	36,271,696	0.21%
1/13/2014	73,319	36,271,696	0.20%
1/14/2014	53,816	36,271,696	0.15%
1/15/2014	66,789	36,271,696	0.18%
1/16/2014	48,016	36,271,696	0.13%
1/17/2014	43,052	36,271,696	0.12%
1/21/2014	83,703	36,271,696	0.23%
1/22/2014	49,590	36,271,696	0.14%
1/23/2014	90,153	36,271,696	0.25%
1/24/2014	106,520	36,271,696	0.29%
1/27/2014	61,298	36,271,696	0.17%
1/28/2014	106,923	36,271,696	0.29%

1/29/2014	77,740	36,271,696	0.21%
1/30/2014	90,670	36,271,696	0.25%
1/31/2014	101,564	36,271,696	0.28%
2/3/2014	135,407	36,271,696	0.37%
2/4/2014	99,425	36,271,696	0.27%
2/5/2014	97,852	36,271,696	0.27%
2/6/2014	105,843	36,271,696	0.29%
2/7/2014	84,089	36,271,696	0.23%
2/10/2014	167,839	36,271,696	0.46%
2/11/2014	350,132	36,271,696	0.97%
2/12/2014	155,811	36,271,696	0.43%
2/13/2014	128,473	36,271,696	0.35%
2/14/2014	108,688	36,340,637	0.30%
2/18/2014	140,691	36,340,637	0.39%
2/19/2014	72,532	36,340,637	0.20%
2/20/2014	76,937	36,340,637	0.21%
2/21/2014	98,723	36,340,637	0.27%
2/24/2014	102,585	36,340,637	0.28%
2/25/2014	76,988	36,340,637	0.21%
2/26/2014	94,188	36,340,637	0.26%
2/27/2014	68,762	36,340,637	0.19%
2/28/2014	97,475	36,340,637	0.27%
3/3/2014	65,712	36,340,637	0.18%
3/4/2014	203,599	36,340,637	0.56%
3/5/2014	68,907	36,340,637	0.19%
3/6/2014	81,972	36,340,637	0.23%
3/7/2014	131,494	36,340,637	0.36%
3/10/2014	104,939	36,340,637	0.29%
3/11/2014	83,805	36,340,637	0.23%
3/12/2014	81,824	36,340,637	0.23%
3/13/2014	109,694	36,340,637	0.30%
3/14/2014	69,108	36,340,637	0.19%
3/17/2014	74,670	36,340,637	0.21%
3/18/2014	129,286	36,340,637	0.36%
3/19/2014	120,088	36,340,637	0.33%
3/20/2014	74,441	36,340,637	0.20%
3/21/2014	168,649	36,340,637	0.46%
3/24/2014	103,391	36,340,637	0.28%
3/25/2014	128,157	36,340,637	0.35%
3/26/2014	130,951	36,340,637	0.36%
3/27/2014	81,413	36,340,637	0.22%
3/28/2014	71,847	36,340,637	0.20%
3/31/2014	133,857	36,412,491	0.37%
4/1/2014	117,320	36,412,491	0.32%
4/2/2014	49,145	36,412,491	0.13%
4/3/2014	76,751	36,412,491	0.21%
4/4/2014	109,659	36,412,491	0.30%

4/7/2014	77,261	36,412,491	0.21%
4/8/2014	76,503	36,412,491	0.21%
4/9/2014	66,130	36,412,491	0.18%
4/10/2014	105,467	36,412,491	0.29%
4/11/2014	85,908	36,412,491	0.24%
4/14/2014	78,868	36,412,491	0.22%
4/15/2014	91,157	36,412,491	0.25%
4/16/2014	43,733	36,412,491	0.12%
4/17/2014	57,759	36,412,491	0.16%
4/21/2014	52,160	36,412,491	0.14%
4/22/2014	109,332	36,412,491	0.30%
4/23/2014	96,817	36,412,491	0.27%
4/24/2014	51,749	36,412,491	0.14%
4/25/2014	84,392	36,412,491	0.23%
4/28/2014	88,126	36,412,491	0.24%
4/29/2014	77,938	36,412,491	0.21%
4/30/2014	125,740	36,471,911	0.34%
5/1/2014	154,516	36,471,911	0.42%
5/2/2014	109,076	36,471,911	0.30%
5/5/2014	87,295	36,471,911	0.24%
5/6/2014	174,435	36,471,911	0.48%
5/7/2014	98,375	36,471,911	0.27%
5/8/2014	104,865	36,471,911	0.29%
5/9/2014	95,334	36,471,911	0.26%
5/12/2014	108,831	36,471,911	0.30%
5/13/2014	131,219	36,471,911	0.36%
5/14/2014	119,694	36,471,911	0.33%
5/15/2014	138,657	36,471,911	0.38%
5/16/2014	137,917	36,471,911	0.38%
5/19/2014	75,966	36,471,911	0.21%
5/20/2014	176,454	36,471,911	0.48%
5/21/2014	154,045	36,471,911	0.42%
5/22/2014	75,937	36,471,911	0.21%
5/23/2014	113,324	36,471,911	0.31%
5/27/2014	108,624	36,471,911	0.30%
5/28/2014	108,816	36,471,911	0.30%
5/29/2014	74,403	36,471,911	0.20%
5/30/2014	107,475	36,471,911	0.29%
6/2/2014	105,277	36,471,911	0.29%
6/3/2014	114,114	36,471,911	0.31%
6/4/2014	103,017	36,471,911	0.28%
6/5/2014	113,626	36,471,911	0.31%
6/6/2014	137,102	36,471,911	0.38%
6/9/2014	165,201	36,471,911	0.45%
6/10/2014	90,311	36,471,911	0.25%
6/11/2014	145,135	36,471,911	0.40%
6/12/2014	90,715	36,471,911	0.25%

6/13/2014	65,297	36,471,911	0.18%
6/16/2014	73,867	36,471,911	0.20%
6/17/2014	71,517	36,471,911	0.20%
6/18/2014	85,805	36,471,911	0.24%
6/19/2014	54,545	36,471,911	0.15%
6/20/2014	178,961	36,471,911	0.49%
6/23/2014	90,805	36,471,911	0.25%
6/24/2014	86,611	36,471,911	0.24%
6/25/2014	102,605	36,471,911	0.28%
6/26/2014	57,131	36,471,911	0.16%
6/27/2014	271,254	36,471,911	0.74%
6/30/2014	102,420	36,623,317	0.28%
7/1/2014	145,128	36,623,317	0.40%
7/2/2014	110,847	36,623,317	0.30%
7/3/2014	48,668	36,623,317	0.13%
7/7/2014	88,691	36,623,317	0.24%
7/8/2014	142,185	36,623,317	0.39%
7/9/2014	64,974	36,623,317	0.18%
7/10/2014	83,226	36,623,317	0.23%
7/11/2014	58,598	36,623,317	0.16%
7/14/2014	86,883	36,623,317	0.24%
7/15/2014	59,556	36,623,317	0.16%
7/16/2014	64,573	36,623,317	0.18%
7/17/2014	84,345	36,623,317	0.23%
7/18/2014	78,204	36,623,317	0.21%
7/21/2014	71,258	36,623,317	0.19%
7/22/2014	73,535	36,623,317	0.20%
7/23/2014	75,696	36,623,317	0.21%
7/24/2014	88,277	36,623,317	0.24%
7/25/2014	76,530	36,623,317	0.21%
7/28/2014	114,862	36,623,317	0.31%
7/29/2014	65,423	36,623,317	0.18%
7/30/2014	154,741	36,623,317	0.42%
7/31/2014	124,362	36,649,018	0.34%
8/1/2014	89,268	36,649,018	0.24%
8/4/2014	131,682	36,649,018	0.36%
8/5/2014	129,459	36,649,018	0.35%
8/6/2014	109,191	36,649,018	0.30%
8/7/2014	48,078	36,649,018	0.13%
8/8/2014	96,122	36,649,018	0.26%
8/11/2014	100,428	36,649,018	0.27%
8/12/2014	83,479	36,649,018	0.23%
8/13/2014	61,691	36,649,018	0.17%
8/14/2014	62,427	36,649,018	0.17%
8/15/2014	85,147	36,649,018	0.23%
8/18/2014	70,382	36,649,018	0.19%
8/19/2014	68,125	36,649,018	0.19%

8/20/2014	43,477	36,649,018	0.12%
8/21/2014	72,689	36,649,018	0.20%
8/22/2014	49,307	36,649,018	0.13%
8/25/2014	69,687	36,649,018	0.19%
8/26/2014	101,074	36,649,018	0.28%
8/27/2014	48,277	36,649,018	0.13%
8/28/2014	77,170	36,649,018	0.21%
8/29/2014	71,322	36,649,018	0.19%
9/2/2014	67,945	36,649,018	0.19%
9/3/2014	71,052	36,649,018	0.19%
9/4/2014	82,566	36,649,018	0.23%
9/5/2014	59,505	36,649,018	0.16%
9/8/2014	39,563	36,649,018	0.11%
9/9/2014	94,817	36,649,018	0.26%
9/10/2014	81,570	36,649,018	0.22%
9/11/2014	91,502	36,649,018	0.25%
9/12/2014	97,517	36,649,018	0.27%
9/15/2014	75,559	36,649,018	0.21%
9/16/2014	68,338	36,649,018	0.19%
9/17/2014	111,836	36,649,018	0.31%
9/18/2014	88,622	36,649,018	0.24%
9/19/2014	295,701	36,649,018	0.81%
9/22/2014	85,686	36,649,018	0.23%
9/23/2014	110,941	36,649,018	0.30%
9/24/2014	106,632	36,649,018	0.29%
9/25/2014	82,769	36,649,018	0.23%
9/26/2014	66,326	36,649,018	0.18%
9/29/2014	87,560	36,649,018	0.24%
9/30/2014	146,664	36,797,438	0.40%
10/1/2014	103,133	36,797,438	0.28%
10/2/2014	74,716	36,797,438	0.20%
10/3/2014	91,017	36,797,438	0.25%
10/6/2014	81,121	36,797,438	0.22%
10/7/2014	88,609	36,797,438	0.24%
10/8/2014	108,069	36,797,438	0.29%
10/9/2014	78,798	36,797,438	0.21%
10/10/2014	84,957	36,797,438	0.23%
10/13/2014	187,913	36,797,438	0.51%
10/14/2014	200,514	36,797,438	0.54%
10/15/2014	147,826	36,797,438	0.40%
10/16/2014	157,622	36,797,438	0.43%
10/17/2014	93,718	36,797,438	0.25%
10/20/2014	136,371	36,797,438	0.37%
10/21/2014	78,788	36,797,438	0.21%
10/22/2014	81,355	36,797,438	0.22%
10/23/2014	116,851	36,797,438	0.32%
10/24/2014	117,589	36,797,438	0.32%



10/27/2014	88,847	36,797,438	0.24%
10/28/2014	198,133	36,797,438	0.54%
10/29/2014	90,225	36,797,438	0.25%
10/30/2014	144,265	36,797,438	0.39%
10/31/2014	151,061	36,806,160	0.41%
11/3/2014	115,150	36,806,160	0.31%
11/4/2014	79,235	36,806,160	0.22%
11/5/2014	114,093	36,806,160	0.31%
11/6/2014	67,761	36,806,160	0.18%
11/7/2014	48,020	36,806,160	0.13%
11/10/2014	69,731	36,806,160	0.19%
11/11/2014	131,025	36,806,160	0.36%
11/12/2014	77,082	36,806,160	0.21%
11/13/2014	109,957	36,806,160	0.30%
11/14/2014	65,549	36,806,160	0.18%
11/17/2014	75,917	36,806,160	0.21%
11/18/2014	54,156	36,806,160	0.15%
11/19/2014	81,598	36,806,160	0.22%
11/20/2014	79,321	36,806,160	0.22%
11/21/2014	63,376	36,806,160	0.17%
11/24/2014	56,501	36,806,160	0.15%
11/25/2014	66,659	36,806,160	0.18%
11/26/2014	70,639	36,806,160	0.19%
11/28/2014	63,040	36,806,160	0.17%
12/1/2014	129,305	36,806,160	0.35%
12/2/2014	79,140	36,806,160	0.22%
12/3/2014	81,183	36,806,160	0.22%
12/4/2014	70,492	36,806,160	0.19%
12/5/2014	82,927	36,806,160	0.23%
12/8/2014	142,843	36,806,160	0.39%
12/9/2014	100,469	36,806,160	0.27%
12/10/2014	107,160	36,806,160	0.29%
12/11/2014	66,673	36,806,160	0.18%
12/12/2014	112,835	36,806,160	0.31%
12/15/2014	185,690	36,806,160	0.50%
12/16/2014	173,399	36,806,160	0.47%
12/17/2014	157,389	36,806,160	0.43%
12/18/2014	131,477	36,806,160	0.36%
12/19/2014	332,839	36,806,160	0.90%
12/22/2014	107,918	36,806,160	0.29%
12/23/2014	112,689	36,806,160	0.31%
12/24/2014	82,394	36,806,160	0.22%
12/26/2014	70,286	36,806,160	0.19%
12/29/2014	147,069	36,806,160	0.40%
12/30/2014	74,913	36,806,160	0.20%
12/31/2014	78,069	37,218,053	0.21%
1/2/2015	83,493	37,218,053	0.22%

1/5/2015	102,305	37,218,053	0.27%
1/6/2015	133,402	37,218,053	0.36%
1/7/2015	57,257	37,218,053	0.15%
1/8/2015	54,356	37,218,053	0.15%
1/9/2015	90,069	37,218,053	0.24%
1/12/2015	53,416	37,218,053	0.14%
1/13/2015	67,190	37,218,053	0.18%
1/14/2015	68,548	37,218,053	0.18%
1/15/2015	81,674	37,218,053	0.22%
1/16/2015	90,649	37,218,053	0.24%
1/20/2015	70,936	37,218,053	0.19%
1/21/2015	95,261	37,218,053	0.26%
1/22/2015	88,439	37,218,053	0.24%
1/23/2015	92,756	37,218,053	0.25%
1/26/2015	72,096	37,218,053	0.19%
1/27/2015	53,072	37,218,053	0.14%
1/28/2015	62,912	37,218,053	0.17%
1/29/2015	66,945	37,218,053	0.18%
1/30/2015	119,008	37,218,053	0.32%
2/2/2015	61,134	37,218,053	0.16%
2/3/2015	73,887	37,218,053	0.20%
2/4/2015	71,418	37,218,053	0.19%
2/5/2015	64,535	37,218,053	0.17%
2/6/2015	68,419	37,218,053	0.18%
2/9/2015	96,326	37,218,053	0.26%
2/10/2015	102,571	37,218,053	0.28%
2/11/2015	129,920	37,218,053	0.35%
2/12/2015	140,848	37,218,053	0.38%
2/13/2015	124,828	37,363,740	0.33%
2/17/2015	129,284	37,363,740	0.35%
2/18/2015	72,352	37,363,740	0.19%
2/19/2015	124,379	37,363,740	0.33%
2/20/2015	87,464	37,363,740	0.23%
2/23/2015	86,894	37,363,740	0.23%
2/24/2015	101,674	37,363,740	0.27%
2/25/2015	144,395	37,363,740	0.39%
2/26/2015	65,454	37,363,740	0.18%
2/27/2015	78,171	37,363,740	0.21%
3/2/2015	86,678	37,363,740	0.23%
3/3/2015	88,299	37,363,740	0.24%
3/4/2015	79,173	37,363,740	0.21%
3/5/2015	57,767	37,363,740	0.15%
3/6/2015	132,131	37,363,740	0.35%
3/9/2015	77,726	37,363,740	0.21%
3/10/2015	73,143	37,363,740	0.20%
3/11/2015	230,054	37,363,740	0.62%
3/12/2015	172,092	37,363,740	0.46%

3/13/2015	112,761	37,363,740	0.30%
3/16/2015	138,873	37,363,740	0.37%
3/17/2015	102,543	37,363,740	0.27%
3/18/2015	109,398	37,363,740	0.29%
3/19/2015	106,892	37,363,740	0.29%
3/20/2015	196,062	37,363,740	0.52%
3/23/2015	116,279	37,363,740	0.31%
3/24/2015	66,901	37,363,740	0.18%
3/25/2015	162,218	37,363,740	0.43%
3/26/2015	87,742	37,363,740	0.23%
3/27/2015	98,188	37,363,740	0.26%
3/30/2015	76,319	37,363,740	0.20%
3/31/2015	60,652	37,422,959	0.16%
4/1/2015	86,616	37,422,959	0.23%
4/2/2015	43,814	37,422,959	0.12%
4/6/2015	39,572	37,422,959	0.11%
4/7/2015	55,622	37,422,959	0.15%
4/8/2015	42,851	37,422,959	0.11%
4/9/2015	49,095	37,422,959	0.13%
4/10/2015	41,328	37,422,959	0.11%
4/13/2015	27,502	37,422,959	0.07%
4/14/2015	30,838	37,422,959	0.08%
4/15/2015	53,833	37,422,959	0.14%
4/16/2015	37,080	37,422,959	0.10%
4/17/2015	58,782	37,422,959	0.16%
4/20/2015	53,640	37,422,959	0.14%
4/21/2015	31,674	37,422,959	0.08%
4/22/2015	43,178	37,422,959	0.12%
4/23/2015	35,476	37,422,959	0.09%
4/24/2015	37,803	37,422,959	0.10%
4/27/2015	67,026	37,422,959	0.18%
4/28/2015	43,842	37,422,959	0.12%
4/29/2015	48,902	37,422,959	0.13%
4/30/2015	136,404	37,483,725	0.36%
5/1/2015	70,533	37,483,725	0.19%
5/4/2015	65,687	37,483,725	0.18%
5/5/2015	172,719	37,483,725	0.46%
5/6/2015	256,994	37,483,725	0.69%
5/7/2015	138,129	37,483,725	0.37%
5/8/2015	159,208	37,483,725	0.42%
5/11/2015	103,317	37,483,725	0.28%
5/12/2015	73,363	37,483,725	0.20%
5/13/2015	84,267	37,483,725	0.22%
5/14/2015	94,771	37,483,725	0.25%
5/15/2015	86,292	37,483,725	0.23%
5/18/2015	72,464	37,483,725	0.19%
5/19/2015	70,105	37,483,725	0.19%

5/20/2015	54,851	37,483,725	0.15%
5/21/2015	68,115	37,483,725	0.18%
5/22/2015	84,963	37,483,725	0.23%
5/26/2015	98,480	37,483,725	0.26%
5/27/2015	57,208	37,483,725	0.15%
5/28/2015	73,182	37,483,725	0.20%
5/29/2015	76,553	37,483,725	0.20%
6/1/2015	78,194	37,483,725	0.21%
6/2/2015	83,789	37,483,725	0.22%
6/3/2015	113,211	37,483,725	0.30%
6/4/2015	80,863	37,483,725	0.22%
6/5/2015	97,604	37,483,725	0.26%
6/8/2015	52,753	37,483,725	0.14%
6/9/2015	58,568	37,483,725	0.16%
6/10/2015	117,917	37,483,725	0.31%
6/11/2015	70,092	37,483,725	0.19%
6/12/2015	72,506	37,483,725	0.19%
6/15/2015	99,442	37,483,725	0.27%
6/16/2015	69,541	37,483,725	0.19%
6/17/2015	61,354	37,483,725	0.16%
6/18/2015	99,004	37,483,725	0.26%
6/19/2015	170,915	37,483,725	0.46%
6/22/2015	56,819	37,483,725	0.15%
6/23/2015	58,586	37,483,725	0.16%
6/24/2015	76,025	37,483,725	0.20%
6/25/2015	58,989	37,483,725	0.16%
6/26/2015	185,735	37,483,725	0.50%
6/29/2015	98,424	37,483,725	0.26%
6/30/2015	85,718	37,565,590	0.23%
7/1/2015	96,403	37,565,590	0.26%
7/2/2015	61,159	37,565,590	0.16%
7/6/2015	93,511	37,565,590	0.25%
7/7/2015	67,652	37,565,590	0.18%
7/8/2015	59,689	37,565,590	0.16%
7/9/2015	68,474	37,565,590	0.18%
7/10/2015	67,243	37,565,590	0.18%
7/13/2015	60,267	37,565,590	0.16%
7/14/2015	48,590	37,565,590	0.13%
7/15/2015	46,092	37,565,590	0.12%
7/16/2015	52,459	37,565,590	0.14%
7/17/2015	53,539	37,565,590	0.14%
7/20/2015	58,342	37,565,590	0.16%
7/21/2015	58,966	37,565,590	0.16%
7/22/2015	49,567	37,565,590	0.13%
7/23/2015	72,158	37,565,590	0.19%
7/24/2015	110,037	37,565,590	0.29%
7/27/2015	92,944	37,565,590	0.25%

7/28/2015	74,787	37,565,590	0.20%
7/29/2015	51,209	37,565,590	0.14%
7/30/2015	52,466	37,565,590	0.14%
7/31/2015	87,162	37,591,785	0.23%
8/3/2015	105,726	37,591,785	0.28%
8/4/2015	183,465	37,591,785	0.49%
8/5/2015	88,904	37,591,785	0.24%
8/6/2015	67,298	37,591,785	0.18%
8/7/2015	120,346	37,591,785	0.32%
8/10/2015	102,609	37,591,785	0.27%
8/11/2015	66,952	37,591,785	0.18%
8/12/2015	70,139	37,591,785	0.19%
8/13/2015	90,364	37,591,785	0.24%
8/14/2015	98,404	37,591,785	0.26%
8/17/2015	71,614	37,591,785	0.19%
8/18/2015	72,148	37,591,785	0.19%
8/19/2015	79,966	37,591,785	0.21%
8/20/2015	96,087	37,591,785	0.26%
8/21/2015	137,353	37,591,785	0.37%
8/24/2015	128,776	37,591,785	0.34%
8/25/2015	129,918	37,591,785	0.35%
8/26/2015	86,015	37,591,785	0.23%
8/27/2015	89,011	37,591,785	0.24%
8/28/2015	101,558	37,591,785	0.27%
8/31/2015	88,960	37,591,785	0.24%
9/1/2015	102,997	37,591,785	0.27%
9/2/2015	80,780	37,591,785	0.21%
9/3/2015	78,694	37,591,785	0.21%
9/4/2015	98,705	37,591,785	0.26%
9/8/2015	63,152	37,591,785	0.17%
9/9/2015	96,196	37,591,785	0.26%
9/10/2015	70,749	37,591,785	0.19%
9/11/2015	72,125	37,591,785	0.19%
9/14/2015	42,456	37,591,785	0.11%
9/15/2015	62,488	37,591,785	0.17%
9/16/2015	56,282	37,591,785	0.15%
9/17/2015	73,469	37,591,785	0.20%
9/18/2015	154,633	37,591,785	0.41%
9/21/2015	49,559	37,591,785	0.13%
9/22/2015	67,306	37,591,785	0.18%
9/23/2015	58,260	37,591,785	0.15%
9/24/2015	52,573	37,591,785	0.14%
9/25/2015	95,639	37,591,785	0.25%
9/28/2015	126,423	37,591,785	0.34%
9/29/2015	54,470	37,591,785	0.14%
9/30/2015	75,558	37,726,115	0.20%
10/1/2015	73,426	37,726,115	0.19%

10/2/2015	62,587	37,726,115	0.17%
10/5/2015	132,923	37,726,115	0.35%
10/6/2015	51,238	37,726,115	0.14%
10/7/2015	97,431	37,726,115	0.26%
10/8/2015	95,225	37,726,115	0.25%
10/9/2015	57,409	37,726,115	0.15%
10/12/2015	57,241	37,726,115	0.15%
10/13/2015	55,122	37,726,115	0.15%
10/14/2015	42,506	37,726,115	0.11%
10/15/2015	62,001	37,726,115	0.16%
10/16/2015	62,532	37,726,115	0.17%
10/19/2015	38,478	37,726,115	0.10%
10/20/2015	118,040	37,726,115	0.31%
10/21/2015	87,135	37,726,115	0.23%
10/22/2015	96,025	37,726,115	0.25%
10/23/2015	62,388	37,726,115	0.17%
10/26/2015	41,526	37,726,115	0.11%
10/27/2015	66,426	37,726,115	0.18%
10/28/2015	114,355	37,726,115	0.30%
10/29/2015	90,800	37,726,115	0.24%
10/30/2015	90,198	37,726,115	0.24%
11/2/2015	86,311	37,743,953	0.23%
11/3/2015	208,478	37,743,953	0.55%
11/4/2015	103,860	37,743,953	0.28%
11/5/2015	56,643	37,743,953	0.15%
11/6/2015	79,414	37,743,953	0.21%
11/9/2015	81,821	37,743,953	0.22%
11/10/2015	72,432	37,743,953	0.19%
11/11/2015	51,764	37,743,953	0.14%
11/12/2015	86,093	37,743,953	0.23%
11/13/2015	66,523	37,743,953	0.18%
11/16/2015	68,110	37,743,953	0.18%
11/17/2015	91,325	37,743,953	0.24%
11/18/2015	88,788	37,743,953	0.24%
11/19/2015	66,971	37,743,953	0.18%
11/20/2015	77,819	37,743,953	0.21%
11/23/2015	52,929	37,743,953	0.14%
11/24/2015	55,354	37,743,953	0.15%
11/25/2015	45,669	37,743,953	0.12%
11/27/2015	21,677	37,743,953	0.06%
11/30/2015	76,437	37,743,953	0.20%
12/1/2015	35,012	37,743,953	0.09%
12/2/2015	56,922	37,743,953	0.15%
12/3/2015	91,287	37,743,953	0.24%
12/4/2015	74,143	37,743,953	0.20%
12/7/2015	94,929	37,743,953	0.25%
12/8/2015	60,615	37,743,953	0.16%

12/9/2015	68,696	37,743,953	0.18%
12/10/2015	129,322	37,743,953	0.34%
12/11/2015	101,080	37,743,953	0.27%
12/14/2015	91,452	37,743,953	0.24%
12/15/2015	76,569	37,743,953	0.20%
12/16/2015	90,386	37,743,953	0.24%
12/17/2015	69,460	37,743,953	0.18%
12/18/2015	235,211	37,743,953	0.62%
12/21/2015	53,195	37,743,953	0.14%
12/22/2015	50,967	37,743,953	0.14%
12/23/2015	159,736	37,743,953	0.42%
12/24/2015	38,300	37,743,953	0.10%
12/28/2015	77,239	37,743,953	0.20%
12/29/2015	40,471	37,743,953	0.11%
12/30/2015	64,684	37,743,953	0.17%
12/31/2015	110,922	37,857,186	0.29%
1/4/2016	122,793	37,857,186	0.32%
1/5/2016	49,666	37,857,186	0.13%
1/6/2016	81,121	37,857,186	0.21%
1/7/2016	71,381	37,857,186	0.19%
1/8/2016	79,789	37,857,186	0.21%
1/11/2016	93,835	37,857,186	0.25%
1/12/2016	177,814	37,857,186	0.47%
1/13/2016	99,640	37,857,186	0.26%
1/14/2016	99,836	37,857,186	0.26%
1/15/2016	156,748	37,857,186	0.41%
1/19/2016	143,281	37,857,186	0.38%
1/20/2016	155,444	37,857,186	0.41%
1/21/2016	183,001	37,857,186	0.48%
1/22/2016	160,417	37,857,186	0.42%
1/25/2016	89,343	37,857,186	0.24%
1/26/2016	75,275	37,857,186	0.20%
1/27/2016	125,524	37,857,186	0.33%
1/28/2016	190,496	37,857,186	0.50%
1/29/2016	178,094	37,857,186	0.47%
2/1/2016	113,425	37,857,186	0.30%
2/2/2016	89,685	37,857,186	0.24%
2/3/2016	135,797	37,857,186	0.36%
2/4/2016	104,352	37,857,186	0.28%
2/5/2016	140,089	37,857,186	0.37%
2/8/2016	115,673	37,857,186	0.31%
2/9/2016	178,568	37,857,186	0.47%
2/10/2016	146,224	37,857,186	0.39%
2/11/2016	163,567	37,857,186	0.43%
2/12/2016	106,957	38,002,593	0.28%
2/16/2016	86,658	38,002,593	0.23%
2/17/2016	132,414	38,002,593	0.35%



2/18/2016	91,734	38,002,593	0.24%
2/19/2016	89,918	38,002,593	0.24%
2/22/2016	85,466	38,002,593	0.22%
2/23/2016	92,465	38,002,593	0.24%
2/24/2016	67,896	38,002,593	0.18%
2/25/2016	51,216	38,002,593	0.13%
2/26/2016	98,284	38,002,593	0.26%
2/29/2016	200,401	38,002,593	0.53%
3/1/2016	107,669	38,002,593	0.28%
3/2/2016	153,936	38,002,593	0.41%
3/3/2016	131,696	38,002,593	0.35%
3/4/2016	198,451	38,002,593	0.52%
3/7/2016	159,646	38,002,593	0.42%
3/8/2016	122,126	38,002,593	0.32%
3/9/2016	112,811	38,002,593	0.30%
3/10/2016	121,657	38,002,593	0.32%
3/11/2016	107,473	38,002,593	0.28%
3/14/2016	79,196	38,002,593	0.21%
3/15/2016	64,218	38,002,593	0.17%
3/16/2016	90,377	38,002,593	0.24%
3/17/2016	114,855	38,002,593	0.30%
3/18/2016	243,229	38,002,593	0.64%
3/21/2016	88,706	38,002,593	0.23%
3/22/2016	68,957	38,002,593	0.18%
3/23/2016	99,542	38,002,593	0.26%
3/24/2016	77,467	38,002,593	0.20%
3/28/2016	68,434	38,002,593	0.18%
3/29/2016	164,448	38,002,593	0.43%
3/30/2016	123,434	38,002,593	0.32%
3/31/2016	222,607	38,071,418	0.58%
4/1/2016	97,934	38,071,418	0.26%
4/4/2016	95,227	38,071,418	0.25%
4/5/2016	119,202	38,071,418	0.31%
4/6/2016	77,461	38,071,418	0.20%
4/7/2016	145,424	38,071,418	0.38%
4/8/2016	65,089	38,071,418	0.17%
4/11/2016	86,238	38,071,418	0.23%
4/12/2016	107,755	38,071,418	0.28%
4/13/2016	116,880	38,071,418	0.31%
4/14/2016	78,011	38,071,418	0.20%
4/15/2016	84,780	38,071,418	0.22%
4/18/2016	85,527	38,071,418	0.22%
4/19/2016	105,312	38,071,418	0.28%
4/20/2016	93,420	38,071,418	0.25%
4/21/2016	95,699	38,071,418	0.25%
4/22/2016	81,543	38,071,418	0.21%
4/25/2016	61,051	38,071,418	0.16%

4/26/2016	76,931	38,071,418	0.20%
4/27/2016	83,981	38,071,418	0.22%
4/28/2016	65,091	38,071,418	0.17%
4/29/2016	75,682	38,071,418	0.20%
5/2/2016	70,408	38,116,348	0.18%
5/3/2016	163,640	38,116,348	0.43%
5/4/2016	126,809	38,116,348	0.33%
5/5/2016	116,900	38,116,348	0.31%
5/6/2016	98,333	38,116,348	0.26%
5/9/2016	104,325	38,116,348	0.27%
5/10/2016	98,175	38,116,348	0.26%
5/11/2016	110,036	38,116,348	0.29%
5/12/2016	79,670	38,116,348	0.21%
5/13/2016	99,013	38,116,348	0.26%
5/16/2016	87,592	38,116,348	0.23%
5/17/2016	134,516	38,116,348	0.35%
5/18/2016	103,538	38,116,348	0.27%
5/19/2016	106,805	38,116,348	0.28%
5/20/2016	88,095	38,116,348	0.23%
5/23/2016	47,342	38,116,348	0.12%
5/24/2016	94,139	38,116,348	0.25%
5/25/2016	46,575	38,116,348	0.12%
5/26/2016	42,472	38,116,348	0.11%
5/27/2016	94,673	38,116,348	0.25%
5/31/2016	121,722	38,116,348	0.32%
6/1/2016	74,019	38,116,348	0.19%
6/2/2016	67,001	38,116,348	0.18%
6/3/2016	104,491	38,116,348	0.27%
6/6/2016	93,707	38,116,348	0.25%
6/7/2016	83,401	38,116,348	0.22%
6/8/2016	103,769	38,116,348	0.27%
6/9/2016	114,352	38,116,348	0.30%
6/10/2016	121,133	38,116,348	0.32%
6/13/2016	104,004	38,116,348	0.27%
6/14/2016	81,730	38,116,348	0.21%
6/15/2016	80,943	38,116,348	0.21%
6/16/2016	116,390	38,116,348	0.31%
6/17/2016	311,495	38,116,348	0.82%
6/20/2016	107,091	38,116,348	0.28%
6/21/2016	399,270	38,116,348	1.05%
6/22/2016	843,830	38,116,348	2.21%
6/23/2016	167,544	38,116,348	0.44%
6/24/2016	312,496	38,116,348	0.82%
6/27/2016	148,470	38,116,348	0.39%
6/28/2016	174,347	38,116,348	0.46%
6/29/2016	154,404	38,116,348	0.41%
6/30/2016	160,656	38,703,277	0.42%

7/1/2016	103,808	38,703,277	0.27%
7/5/2016	91,000	38,703,277	0.24%
7/6/2016	102,422	38,703,277	0.26%
7/7/2016	98,494	38,703,277	0.25%
7/8/2016	156,625	38,703,277	0.40%
7/11/2016	126,708	38,703,277	0.33%
7/12/2016	131,083	38,703,277	0.34%
7/13/2016	149,975	38,703,277	0.39%
7/14/2016	131,391	38,703,277	0.34%
7/15/2016	84,860	38,703,277	0.22%
7/18/2016	75,050	38,703,277	0.19%
7/19/2016	96,841	38,703,277	0.25%
7/20/2016	78,636	38,703,277	0.20%
7/21/2016	82,221	38,703,277	0.21%
7/22/2016	149,041	38,703,277	0.39%
7/25/2016	81,777	38,703,277	0.21%
7/26/2016	80,413	38,703,277	0.21%
7/27/2016	206,120	38,703,277	0.53%
7/28/2016	59,898	38,703,277	0.15%
7/29/2016	94,238	38,703,277	0.24%
8/1/2016	74,145	38,772,031	0.19%
8/2/2016	87,455	38,772,031	0.23%
8/3/2016	59,254	38,772,031	0.15%
8/4/2016	66,005	38,772,031	0.17%
8/5/2016	93,452	38,772,031	0.24%
8/8/2016	66,303	38,772,031	0.17%
8/9/2016	98,903	38,772,031	0.26%
8/10/2016	70,963	38,772,031	0.18%
8/11/2016	80,700	38,772,031	0.21%
8/12/2016	91,537	38,772,031	0.24%
8/15/2016	76,243	38,772,031	0.20%
8/16/2016	98,704	38,772,031	0.25%
8/17/2016	109,663	38,772,031	0.28%
8/18/2016	117,733	38,772,031	0.30%
8/19/2016	100,202	38,772,031	0.26%
8/22/2016	78,330	38,772,031	0.20%
8/23/2016	67,151	38,772,031	0.17%
8/24/2016	113,765	38,772,031	0.29%
8/25/2016	98,124	38,772,031	0.25%
8/26/2016	88,359	38,772,031	0.23%
8/29/2016	55,740	38,772,031	0.14%
8/30/2016	80,374	38,772,031	0.21%
8/31/2016	109,747	38,772,031	0.28%
9/1/2016	73,126	38,772,031	0.19%
9/2/2016	72,509	38,772,031	0.19%
9/6/2016	84,366	38,772,031	0.22%
9/7/2016	147,833	38,772,031	0.38%

9/8/2016	92,604	38,772,031	0.24%
9/9/2016	88,100	38,772,031	0.23%
9/12/2016	117,969	38,772,031	0.30%
9/13/2016	108,581	38,772,031	0.28%
9/14/2016	68,593	38,772,031	0.18%
9/15/2016	64,015	38,772,031	0.17%
9/16/2016	243,523	38,772,031	0.63%
9/19/2016	125,525	38,772,031	0.32%
9/20/2016	65,463	38,772,031	0.17%
9/21/2016	104,493	38,772,031	0.27%
9/22/2016	113,707	38,772,031	0.29%
9/23/2016	67,240	38,772,031	0.17%
9/26/2016	88,584	38,772,031	0.23%
9/27/2016	84,838	38,772,031	0.22%
9/28/2016	107,035	38,772,031	0.28%
9/29/2016	73,951	38,772,031	0.19%
9/30/2016	123,658	39,224,553	0.32%
10/3/2016	74,201	39,224,553	0.19%
10/4/2016	70,366	39,224,553	0.18%
10/5/2016	89,131	39,224,553	0.23%
10/6/2016	107,655	39,224,553	0.27%
10/7/2016	60,852	39,224,553	0.16%
10/10/2016	44,752	39,224,553	0.11%
10/11/2016	73,032	39,224,553	0.19%
10/12/2016	90,826	39,224,553	0.23%
10/13/2016	87,439	39,224,553	0.22%
10/14/2016	109,424	39,224,553	0.28%
10/17/2016	51,539	39,224,553	0.13%
10/18/2016	57,273	39,224,553	0.15%
10/19/2016	133,869	39,224,553	0.34%
10/20/2016	75,242	39,224,553	0.19%
10/21/2016	69,334	39,224,553	0.18%
10/24/2016	47,527	39,224,553	0.12%
10/25/2016	59,874	39,224,553	0.15%
10/26/2016	73,468	39,224,553	0.19%
10/27/2016	41,931	39,224,553	0.11%
10/28/2016	46,625	39,224,553	0.12%
10/31/2016	110,913	39,268,205	0.28%
11/1/2016	69,057	39,268,205	0.18%
11/2/2016	83,502	39,268,205	0.21%
11/3/2016	80,880	39,268,205	0.21%
11/4/2016	84,168	39,268,205	0.21%
11/7/2016	90,526	39,268,205	0.23%
11/8/2016	55,438	39,268,205	0.14%
11/9/2016	125,758	39,268,205	0.32%
11/10/2016	166,804	39,268,205	0.42%
11/11/2016	197,014	39,268,205	0.50%

11/14/2016	137,083	39,268,205	0.35%
11/15/2016	92,053	39,268,205	0.23%
11/16/2016	104,497	39,268,205	0.27%
11/17/2016	106,919	39,268,205	0.27%
11/18/2016	101,882	39,268,205	0.26%
11/21/2016	76,731	39,268,205	0.20%
11/22/2016	86,418	39,268,205	0.22%
11/23/2016	117,282	39,268,205	0.30%
11/25/2016	30,084	39,268,205	0.08%
11/28/2016	81,546	39,268,205	0.21%
11/29/2016	80,090	39,268,205	0.20%
11/30/2016	57,075	39,268,205	0.15%
12/1/2016	83,887	39,268,205	0.21%
12/2/2016	54,859	39,268,205	0.14%
12/5/2016	87,018	39,268,205	0.22%
12/6/2016	77,396	39,268,205	0.20%
12/7/2016	107,508	39,268,205	0.27%
12/8/2016	132,692	39,268,205	0.34%
12/9/2016	119,737	39,268,205	0.30%
12/12/2016	366,734	39,268,205	0.93%
12/13/2016	161,574	39,268,205	0.41%
12/14/2016	81,194	39,268,205	0.21%
12/15/2016	116,835	39,268,205	0.30%
12/16/2016	405,777	39,268,205	1.03%
12/19/2016	120,364	39,268,205	0.31%
12/20/2016	98,928	39,268,205	0.25%
12/21/2016	79,065	39,268,205	0.20%
12/22/2016	98,912	39,268,205	0.25%
12/23/2016	34,593	39,268,205	0.09%
12/27/2016	40,243	39,268,205	0.10%
12/28/2016	122,806	39,268,205	0.31%
12/29/2016	148,092	39,268,205	0.38%
12/30/2016	73,776	39,268,205	0.19%
1/3/2017	196,391	39,348,136	0.50%
1/4/2017	117,632	39,348,136	0.30%
1/5/2017	74,183	39,348,136	0.19%
1/6/2017	87,355	39,348,136	0.22%
1/9/2017	98,674	39,348,136	0.25%
1/10/2017	196,562	39,348,136	0.50%
1/11/2017	149,840	39,348,136	0.38%
1/12/2017	133,007	39,348,136	0.34%
1/13/2017	171,283	39,348,136	0.44%
1/17/2017	79,542	39,348,136	0.20%
1/18/2017	81,330	39,348,136	0.21%
1/19/2017	58,010	39,348,136	0.15%
1/20/2017	88,318	39,348,136	0.22%
1/23/2017	86,023	39,348,136	0.22%

1/24/2017	100,292	39,348,136	0.25%
1/25/2017	180,417	39,348,136	0.46%
1/26/2017	90,256	39,348,136	0.23%
1/27/2017	68,568	39,348,136	0.17%
1/30/2017	82,706	39,348,136	0.21%
1/31/2017	116,967	39,348,136	0.30%
2/1/2017	59,354	39,348,136	0.15%
2/2/2017	105,281	39,348,136	0.27%
2/3/2017	102,586	39,348,136	0.26%
2/6/2017	88,562	39,348,136	0.23%
2/7/2017	124,707	39,348,136	0.32%
2/8/2017	85,344	39,348,136	0.22%
2/9/2017	111,896	39,348,136	0.28%
2/10/2017	62,280	39,410,825	0.16%
2/13/2017	82,126	39,410,825	0.21%
2/14/2017	97,170	39,410,825	0.25%
2/15/2017	61,262	39,410,863	0.16%
2/16/2017	55,092	39,410,863	0.14%
2/17/2017	80,687	39,410,863	0.20%
2/21/2017	95,039	39,410,863	0.24%
2/22/2017	55,286	39,410,863	0.14%
2/23/2017	173,378	39,410,863	0.44%
2/24/2017	86,340	39,410,863	0.22%
2/27/2017	80,801	39,410,863	0.21%
2/28/2017	137,156	39,410,863	0.35%
3/1/2017	81,670	39,410,863	0.21%
3/2/2017	123,247	39,410,863	0.31%
3/3/2017	88,076	39,410,863	0.22%
3/6/2017	47,412	39,410,863	0.12%
3/7/2017	59,941	39,410,863	0.15%
3/8/2017	84,005	39,410,863	0.21%
3/9/2017	53,782	39,410,863	0.14%
3/10/2017	81,829	39,410,863	0.21%
3/13/2017	88,704	39,410,863	0.23%
3/14/2017	61,244	39,410,863	0.16%
3/15/2017	83,747	39,410,863	0.21%
3/16/2017	72,013	39,410,863	0.18%
3/17/2017	239,605	39,410,863	0.61%
3/20/2017	90,200	39,410,863	0.23%
3/21/2017	85,948	39,410,863	0.22%
3/22/2017	79,872	39,410,863	0.20%
3/23/2017	65,109	39,410,863	0.17%
3/24/2017	265,041	39,410,863	0.67%
3/27/2017	143,898	39,410,863	0.37%
3/28/2017	182,920	39,410,863	0.46%
3/29/2017	204,044	39,410,863	0.52%
3/30/2017	112,229	39,410,863	0.28%

3/31/2017	183,942	39,468,804	0.47%
4/3/2017	206,899	39,468,804	0.52%
4/4/2017	121,522	39,468,804	0.31%
4/5/2017	103,183	39,468,804	0.26%
4/6/2017	89,405	39,468,804	0.23%
4/7/2017	126,181	39,468,804	0.32%
4/10/2017	80,441	39,410,863	0.20%
4/11/2017	82,762	39,410,863	0.21%
4/12/2017	74,692	39,410,863	0.19%
4/13/2017	80,926	39,410,863	0.21%
4/17/2017	70,435	39,410,863	0.18%
4/18/2017	120,138	39,410,863	0.30%
4/19/2017	97,365	39,410,863	0.25%
4/20/2017	115,162	39,410,863	0.29%
4/21/2017	128,566	39,410,863	0.33%
4/24/2017	95,629	39,410,863	0.24%
4/25/2017	149,743	39,410,863	0.38%
4/26/2017	155,137	39,410,863	0.39%
4/27/2017	78,071	39,410,863	0.20%
4/28/2017	119,702	39,410,863	0.30%
5/1/2017	115,440	39,503,539	0.29%
5/2/2017	131,974	39,503,539	0.33%
5/3/2017	131,200	39,503,539	0.33%
5/4/2017	91,435	39,503,539	0.23%
5/5/2017	137,626	39,503,539	0.35%
5/8/2017	90,562	39,503,539	0.23%
5/9/2017	105,922	39,503,539	0.27%
5/10/2017	80,402	39,503,539	0.20%
5/11/2017	75,921	39,503,539	0.19%
5/12/2017	85,961	39,503,539	0.22%
5/15/2017	100,270	39,503,539	0.25%
5/16/2017	53,811	39,503,539	0.14%
5/17/2017	131,439	39,503,539	0.33%
5/18/2017	99,956	39,503,539	0.25%
5/19/2017	143,700	39,503,539	0.36%
5/22/2017	91,539	39,503,539	0.23%
5/23/2017	155,864	39,503,539	0.39%
5/24/2017	179,192	39,503,539	0.45%
5/25/2017	146,813	39,503,539	0.37%
5/26/2017	57,892	39,503,539	0.15%
5/30/2017	57,276	39,503,539	0.14%
5/31/2017	87,523	39,503,539	0.22%
6/1/2017	87,753	39,503,539	0.22%
6/2/2017	114,361	39,503,539	0.29%
6/5/2017	92,252	39,503,539	0.23%
6/6/2017	117,608	39,503,539	0.30%
6/7/2017	81,670	39,503,539	0.21%



6/8/2017	92,343	39,503,539	0.23%
6/9/2017	113,338	39,503,539	0.29%
6/12/2017	122,724	39,503,539	0.31%
6/13/2017	77,537	39,503,539	0.20%
6/14/2017	73,003	39,503,539	0.18%
6/15/2017	53,204	39,503,539	0.13%
6/16/2017	285,500	39,503,539	0.72%
6/19/2017	53,711	39,503,539	0.14%
6/20/2017	82,784	39,503,539	0.21%
6/21/2017	84,619	39,503,539	0.21%
6/22/2017	83,254	39,503,539	0.21%
6/23/2017	202,563	39,503,539	0.51%
6/26/2017	95,818	39,503,539	0.24%
6/27/2017	108,381	39,503,539	0.27%
6/28/2017	136,802	39,503,539	0.35%
6/29/2017	109,676	39,503,539	0.28%
6/30/2017	86,888	39,555,076	0.22%
7/3/2017	46,612	39,555,076	0.12%
7/5/2017	108,720	39,555,076	0.27%
7/6/2017	79,408	39,555,076	0.20%
7/7/2017	68,487	39,555,076	0.17%
7/10/2017	72,288	39,555,076	0.18%
7/11/2017	83,647	39,555,076	0.21%
7/12/2017	70,248	39,555,076	0.18%
7/13/2017	48,532	39,555,076	0.12%
7/14/2017	143,379	39,555,076	0.36%
7/17/2017	117,577	39,555,076	0.30%
7/18/2017	60,507	39,555,076	0.15%
7/19/2017	40,974	39,555,076	0.10%
7/20/2017	62,037	39,555,076	0.16%
7/21/2017	87,334	39,555,076	0.22%
7/24/2017	71,315	39,555,076	0.18%
7/25/2017	73,431	39,555,076	0.19%
7/26/2017	147,945	39,555,076	0.37%
7/27/2017	70,232	39,555,076	0.18%
7/28/2017	66,226	39,555,076	0.17%
7/31/2017	56,366	39,557,391	0.14%
8/1/2017	131,553	39,557,391	0.33%
8/2/2017	60,488	39,557,391	0.15%
8/3/2017	67,810	39,557,391	0.17%
8/4/2017	58,887	39,557,391	0.15%
8/7/2017	53,965	39,557,391	0.14%
8/8/2017	105,633	39,557,391	0.27%
8/9/2017	70,457	39,557,391	0.18%
8/10/2017	91,241	39,557,391	0.23%
8/11/2017	72,374	39,557,391	0.18%
8/14/2017	86,243	39,557,391	0.22%

8/15/2017	34,935	39,557,391	0.09%
8/16/2017	58,971	39,557,391	0.15%
8/17/2017	62,189	39,557,391	0.16%
8/18/2017	73,891	39,557,391	0.19%
8/21/2017	64,520	39,557,391	0.16%
8/22/2017	66,399	39,557,391	0.17%
8/23/2017	90,442	39,557,391	0.23%
8/24/2017	90,885	39,557,391	0.23%
8/25/2017	56,727	39,557,391	0.14%
8/28/2017	52,358	39,557,391	0.13%
8/29/2017	64,177	39,557,391	0.16%
8/30/2017	56,376	39,557,391	0.14%
8/31/2017	71,969	39,557,391	0.18%
9/1/2017	52,298	39,557,391	0.13%
9/5/2017	58,146	39,557,391	0.15%
9/6/2017	58,669	39,557,391	0.15%
9/7/2017	100,910	39,557,391	0.26%
9/8/2017	64,985	39,557,391	0.16%
9/11/2017	92,755	39,557,391	0.23%
9/12/2017	60,339	39,557,391	0.15%
9/13/2017	67,780	39,557,391	0.17%
9/14/2017	51,823	39,557,391	0.13%
9/15/2017	213,674	39,557,391	0.54%
9/18/2017	62,303	39,557,391	0.16%
9/19/2017	57,969	39,557,391	0.15%
9/20/2017	122,338	39,557,391	0.31%
9/21/2017	59,307	39,557,391	0.15%
9/22/2017	59,070	39,557,391	0.15%
9/25/2017	58,008	39,557,391	0.15%
9/26/2017	77,359	39,557,391	0.20%
9/27/2017	125,142	39,557,391	0.32%
9/28/2017	67,803	39,557,391	0.17%
9/29/2017	79,841	39,557,391	0.20%
10/2/2017	63,151	39,557,391	0.16%
10/3/2017	65,776	39,557,391	0.17%
10/4/2017	44,426	39,557,391	0.11%
10/5/2017	51,538	39,557,391	0.13%
10/6/2017	43,614	39,557,391	0.11%
10/9/2017	63,861	39,557,391	0.16%
10/10/2017	72,150	39,557,391	0.18%
10/11/2017	64,504	39,557,391	0.16%
10/12/2017	39,069	39,557,391	0.10%
10/13/2017	60,309	39,557,391	0.15%
10/16/2017	85,584	39,557,391	0.22%
10/17/2017	48,550	39,557,391	0.12%
10/18/2017	50,400	39,557,391	0.13%
10/19/2017	49,273	39,557,391	0.12%

10/20/2017	68,919	39,557,391	0.17%
10/23/2017	50,247	39,557,391	0.13%
10/24/2017	87,332	39,557,391	0.22%
10/25/2017	79,626	39,557,391	0.20%
10/26/2017	75,224	39,557,391	0.19%
10/27/2017	83,321	39,557,391	0.21%
10/30/2017	70,585	39,557,391	0.18%
10/31/2017	75,977	39,557,391	0.19%
11/1/2017	69,027	39,557,491	0.17%
11/2/2017	78,274	39,557,491	0.20%
11/3/2017	68,001	39,557,491	0.17%
11/6/2017	90,062	39,557,491	0.23%
11/7/2017	54,394	39,557,491	0.14%
11/8/2017	56,836	39,557,491	0.14%
11/9/2017	67,394	39,557,491	0.17%
11/10/2017	51,705	39,557,491	0.13%
11/13/2017	35,664	39,557,491	0.09%
11/14/2017	80,379	39,557,491	0.20%
11/15/2017	97,972	39,557,491	0.25%
11/16/2017	92,258	39,557,491	0.23%
11/17/2017	52,816	39,557,491	0.13%
11/20/2017	77,804	39,557,491	0.20%
11/21/2017	92,875	39,557,491	0.23%
11/22/2017	86,571	39,557,491	0.22%
11/24/2017	39,201	39,557,491	0.10%
11/27/2017	51,943	39,557,491	0.13%
11/28/2017	78,463	39,557,491	0.20%
11/29/2017	92,537	39,557,491	0.23%
11/30/2017	100,497	39,557,491	0.25%
12/1/2017	74,674	39,557,491	0.19%
12/4/2017	45,427	39,557,491	0.11%
12/5/2017	93,864	39,557,491	0.24%
12/6/2017	121,162	39,557,491	0.31%
12/7/2017	91,421	39,557,491	0.23%
12/8/2017	86,942	39,557,491	0.22%
12/11/2017	132,281	39,557,491	0.33%
12/12/2017	80,595	39,557,491	0.20%
12/13/2017	88,423	39,557,491	0.22%
12/14/2017	132,365	39,557,491	0.33%
12/15/2017	259,571	39,557,491	0.66%
12/18/2017	74,071	39,557,491	0.19%
12/19/2017	92,884	39,557,491	0.23%
12/20/2017	71,072	39,557,491	0.18%
12/21/2017	50,980	39,557,491	0.13%
12/22/2017	51,895	39,557,491	0.13%
12/26/2017	38,090	39,557,491	0.10%
12/27/2017	79,889	39,557,491	0.20%

12/28/2017	132,392	39,557,491	0.33%
12/29/2017	88,134	39,557,491	0.22%
1/2/2018	89,069	39,557,491	0.23%
1/3/2018	77,859	39,557,491	0.20%
1/4/2018	73,003	39,557,491	0.18%
1/5/2018	59,708	39,557,491	0.15%
1/8/2018	98,457	39,557,491	0.25%
1/9/2018	113,967	39,557,491	0.29%
1/10/2018	150,371	39,557,491	0.38%
1/11/2018	82,475	39,557,491	0.21%
1/12/2018	71,540	39,557,491	0.18%
1/16/2018	202,916	39,557,491	0.51%
1/17/2018	80,599	39,557,491	0.20%
1/18/2018	76,990	39,557,491	0.19%
1/19/2018	128,785	39,557,491	0.33%
1/22/2018	76,435	39,557,491	0.19%
1/23/2018	59,843	39,557,491	0.15%
1/24/2018	118,097	39,557,491	0.30%
1/25/2018	55,790	39,557,491	0.14%
1/26/2018	110,562	39,557,491	0.28%
1/29/2018	77,488	39,557,491	0.20%
1/30/2018	123,778	39,557,491	0.31%
1/31/2018	119,223	39,557,491	0.30%
2/1/2018	113,096	39,557,491	0.29%
2/2/2018	67,298	39,557,491	0.17%
2/5/2018	111,528	39,557,491	0.28%
2/6/2018	179,383	39,557,491	0.45%
2/7/2018	110,467	39,557,491	0.28%
2/8/2018	207,042	39,557,491	0.52%
2/9/2018	173,132	39,557,491	0.44%
2/12/2018	109,643	39,557,491	0.28%
2/13/2018	108,638	39,557,491	0.27%
2/14/2018	93,417	39,557,491	0.24%
2/15/2018	94,255	39,557,491	0.24%
2/16/2018	121,838	39,557,491	0.31%
2/20/2018	86,208	39,557,491	0.22%
2/21/2018	67,381	39,626,594	0.17%
2/22/2018	79,033	39,626,594	0.20%
2/23/2018	53,065	39,626,594	0.13%
2/26/2018	52,471	39,626,594	0.13%
2/27/2018	69,056	39,626,594	0.17%
2/28/2018	151,084	39,626,594	0.38%

	[1] OTTR-US PRICECLOSE	[2] OTTR-US MARKETCAP	[3] OTTR-US SHARES, MM	[4] OTTR-US Shares Outstanding
1/2/2013	25.74	930.97	36.168368	36,168,368.00
1/3/2013	25.47	921.21	36.168368	36,168,368.00
1/4/2013	25.45	920.48	36.168368	36,168,368.00
1/7/2013	25.46	920.85	36.168368	36,168,368.00
1/8/2013	25.62	926.63	36.168368	36,168,368.00
1/9/2013	25.66	928.08	36.168368	36,168,368.00
1/10/2013	25.87	935.68	36.168368	36,168,368.00
1/11/2013	25.84	934.59	36.168368	36,168,368.00
1/14/2013	25.94	938.21	36.168368	36,168,368.00
1/15/2013	25.96	938.93	36.168368	36,168,368.00
1/16/2013	25.77	932.06	36.168368	36,168,368.00
1/17/2013	26.07	942.91	36.168368	36,168,368.00
1/18/2013	26.26	949.78	36.168368	36,168,368.00
1/22/2013	26.39	954.48	36.168368	36,168,368.00
1/23/2013	26.46	957.02	36.168368	36,168,368.00
1/24/2013	26.52	959.19	36.168368	36,168,368.00
1/25/2013	26.46	957.02	36.168368	36,168,368.00
1/28/2013	26.69	965.33	36.168368	36,168,368.00
1/29/2013	27.11	980.52	36.168368	36,168,368.00
1/30/2013	26.75	967.50	36.168368	36,168,368.00
1/31/2013	26.88	972.21	36.168368	36,168,368.00
2/1/2013	27.34	988.84	36.168368	36,168,368.00
2/4/2013	26.83	970.40	36.168368	36,168,368.00
2/5/2013	27.09	979.80	36.168368	36,168,368.00
2/6/2013	27.39	990.65	36.168368	36,168,368.00
2/7/2013	27.32	988.12	36.168368	36,168,368.00
2/8/2013	27.30	987.40	36.168368	36,168,368.00
2/11/2013	27.21	984.14	36.168368	36,168,368.00
2/12/2013	27.50	994.63	36.168368	36,168,368.00
2/13/2013	27.72	1,002.59	36.168368	36,168,368.00
2/14/2013	28.03	1,013.80	36.168368	36,168,368.00
2/15/2013	28.03	1,013.83	36.169488	36,169,488.00
2/19/2013	28.53	1,031.92	36.169488	36,169,488.00
2/20/2013	28.28	1,022.87	36.169488	36,169,488.00
2/21/2013	28.11	1,016.72	36.169488	36,169,488.00
2/22/2013	28.65	1,036.26	36.169488	36,169,488.00
2/25/2013	27.98	1,012.02	36.169488	36,169,488.00
2/26/2013	28.16	1,018.53	36.169488	36,169,488.00
2/27/2013	28.45	1,029.02	36.169488	36,169,488.00
2/28/2013	28.89	1,044.94	36.169488	36,169,488.00
3/1/2013	29.07	1,051.45	36.169488	36,169,488.00
3/4/2013	29.34	1,061.21	36.169488	36,169,488.00
3/5/2013	29.57	1,069.53	36.169488	36,169,488.00
3/6/2013	29.83	1,078.94	36.169488	36,169,488.00
3/7/2013	29.78	1,077.13	36.169488	36,169,488.00
3/8/2013	30.26	1,094.49	36.169488	36,169,488.00
3/11/2013	30.25	1,094.13	36.169488	36,169,488.00
3/12/2013	30.34	1,097.38	36.169488	36,169,488.00
3/13/2013	30.50	1,103.17	36.169488	36,169,488.00
3/14/2013	30.71	1,110.76	36.169488	36,169,488.00
3/15/2013	30.87	1,116.55	36.169488	36,169,488.00
3/18/2013	30.71	1,110.76	36.169488	36,169,488.00

3/19/2013	30.61	1,107.15	36.169488	36,169,488.00
3/20/2013	30.80	1,114.02	36.169488	36,169,488.00
3/21/2013	30.56	1,105.34	36.169488	36,169,488.00
3/22/2013	30.57	1,105.70	36.169488	36,169,488.00
3/25/2013	30.89	1,117.28	36.169488	36,169,488.00
3/26/2013	31.00	1,121.25	36.169488	36,169,488.00
3/27/2013	31.00	1,121.25	36.169488	36,169,488.00
3/28/2013	31.14	1,126.32	36.169488	36,169,488.00
4/1/2013	31.03	1,123.68	36.212693	36,212,693.00
4/2/2013	30.96	1,121.14	36.212693	36,212,693.00
4/3/2013	30.50	1,104.49	36.212693	36,212,693.00
4/4/2013	31.01	1,122.96	36.212693	36,212,693.00
4/5/2013	30.93	1,120.06	36.212693	36,212,693.00
4/8/2013	31.23	1,130.92	36.212693	36,212,693.00
4/9/2013	30.84	1,116.80	36.212693	36,212,693.00
4/10/2013	31.48	1,139.98	36.212693	36,212,693.00
4/11/2013	31.59	1,143.96	36.212693	36,212,693.00
4/12/2013	31.45	1,138.89	36.212693	36,212,693.00
4/15/2013	30.28	1,096.52	36.212693	36,212,693.00
4/16/2013	30.86	1,117.52	36.212693	36,212,693.00
4/17/2013	30.09	1,089.64	36.212693	36,212,693.00
4/18/2013	30.20	1,093.62	36.212693	36,212,693.00
4/19/2013	30.77	1,114.26	36.212693	36,212,693.00
4/22/2013	30.70	1,111.73	36.212693	36,212,693.00
4/23/2013	31.38	1,136.35	36.212693	36,212,693.00
4/24/2013	31.38	1,136.35	36.212693	36,212,693.00
4/25/2013	31.22	1,130.56	36.212693	36,212,693.00
4/26/2013	30.92	1,119.70	36.212693	36,212,693.00
4/29/2013	31.16	1,128.39	36.212693	36,212,693.00
4/30/2013	31.20	1,131.58	36.268494	36,268,494.00
5/1/2013	30.28	1,098.21	36.268494	36,268,494.00
5/2/2013	30.53	1,107.28	36.268494	36,268,494.00
5/3/2013	30.99	1,123.96	36.268494	36,268,494.00
5/6/2013	30.91	1,121.06	36.268494	36,268,494.00
5/7/2013	30.93	1,121.78	36.268494	36,268,494.00
5/8/2013	30.67	1,112.35	36.268494	36,268,494.00
5/9/2013	29.64	1,075.00	36.268494	36,268,494.00
5/10/2013	29.98	1,087.33	36.268494	36,268,494.00
5/13/2013	29.40	1,066.29	36.268494	36,268,494.00
5/14/2013	29.44	1,067.74	36.268494	36,268,494.00
5/15/2013	29.79	1,080.44	36.268494	36,268,494.00
5/16/2013	29.48	1,069.20	36.268494	36,268,494.00
5/17/2013	29.62	1,074.27	36.268494	36,268,494.00
5/20/2013	29.38	1,065.57	36.268494	36,268,494.00
5/21/2013	29.52	1,070.65	36.268494	36,268,494.00
5/22/2013	28.75	1,042.72	36.268494	36,268,494.00
5/23/2013	28.57	1,036.19	36.268494	36,268,494.00
5/24/2013	28.39	1,029.66	36.268494	36,268,494.00
5/28/2013	28.46	1,032.20	36.268494	36,268,494.00
5/29/2013	27.58	1,000.29	36.268494	36,268,494.00
5/30/2013	27.62	1,001.74	36.268494	36,268,494.00
5/31/2013	27.32	990.86	36.268494	36,268,494.00
6/3/2013	28.15	1,020.96	36.268494	36,268,494.00
6/4/2013	27.86	1,010.44	36.268494	36,268,494.00
6/5/2013	27.37	992.67	36.268494	36,268,494.00



6/6/2013	27.91	1,012.25	36.268494	36,268,494.00
6/7/2013	28.09	1,018.78	36.268494	36,268,494.00
6/10/2013	28.19	1,022.41	36.268494	36,268,494.00
6/11/2013	28.01	1,015.88	36.268494	36,268,494.00
6/12/2013	27.80	1,008.26	36.268494	36,268,494.00
6/13/2013	28.19	1,022.41	36.268494	36,268,494.00
6/14/2013	27.76	1,006.81	36.268494	36,268,494.00
6/17/2013	28.09	1,018.78	36.268494	36,268,494.00
6/18/2013	28.68	1,040.18	36.268494	36,268,494.00
6/19/2013	27.95	1,013.70	36.268494	36,268,494.00
6/20/2013	27.01	979.61	36.268494	36,268,494.00
6/21/2013	27.31	990.49	36.268494	36,268,494.00
6/24/2013	27.29	989.77	36.268494	36,268,494.00
6/25/2013	27.77	1,007.18	36.268494	36,268,494.00
6/26/2013	27.62	1,001.74	36.268494	36,268,494.00
6/27/2013	28.23	1,023.86	36.268494	36,268,494.00
6/28/2013	28.40	1,030.03	36.268494	36,268,494.00
7/1/2013	28.33	1,027.47	36.267963	36,267,963.00
7/2/2013	28.44	1,031.46	36.267963	36,267,963.00
7/3/2013	28.57	1,036.18	36.267963	36,267,963.00
7/5/2013	29.24	1,060.48	36.267963	36,267,963.00
7/8/2013	28.95	1,049.96	36.267963	36,267,963.00
7/9/2013	29.39	1,065.92	36.267963	36,267,963.00
7/10/2013	29.57	1,072.44	36.267963	36,267,963.00
7/11/2013	30.05	1,089.85	36.267963	36,267,963.00
7/12/2013	30.07	1,090.58	36.267963	36,267,963.00
7/15/2013	30.57	1,108.71	36.267963	36,267,963.00
7/16/2013	30.93	1,121.77	36.267963	36,267,963.00
7/17/2013	31.32	1,135.91	36.267963	36,267,963.00
7/18/2013	31.63	1,147.16	36.267963	36,267,963.00
7/19/2013	31.70	1,149.69	36.267963	36,267,963.00
7/22/2013	31.66	1,148.24	36.267963	36,267,963.00
7/23/2013	31.64	1,147.52	36.267963	36,267,963.00
7/24/2013	30.93	1,121.77	36.267963	36,267,963.00
7/25/2013	31.63	1,147.16	36.267963	36,267,963.00
7/26/2013	31.51	1,142.80	36.267963	36,267,963.00
7/29/2013	31.19	1,131.20	36.267963	36,267,963.00
7/30/2013	31.05	1,126.12	36.267963	36,267,963.00
7/31/2013	30.59	1,109.48	36.269263	36,269,263.00
8/1/2013	31.21	1,131.96	36.269263	36,269,263.00
8/2/2013	31.21	1,131.96	36.269263	36,269,263.00
8/5/2013	31.20	1,131.60	36.269263	36,269,263.00
8/6/2013	29.24	1,060.51	36.269263	36,269,263.00
8/7/2013	28.81	1,044.92	36.269263	36,269,263.00
8/8/2013	29.19	1,058.70	36.269263	36,269,263.00
8/9/2013	28.95	1,050.00	36.269263	36,269,263.00
8/12/2013	29.16	1,057.61	36.269263	36,269,263.00
8/13/2013	28.86	1,046.73	36.269263	36,269,263.00
8/14/2013	28.93	1,049.27	36.269263	36,269,263.00
8/15/2013	28.01	1,015.90	36.269263	36,269,263.00
8/16/2013	27.77	1,007.20	36.269263	36,269,263.00
8/19/2013	27.25	988.34	36.269263	36,269,263.00
8/20/2013	27.95	1,013.73	36.269263	36,269,263.00
8/21/2013	27.63	1,002.12	36.269263	36,269,263.00
8/22/2013	27.81	1,008.65	36.269263	36,269,263.00



8/23/2013	27.91	1,012.28	36.269263	36,269,263.00
8/26/2013	27.33	991.24	36.269263	36,269,263.00
8/27/2013	26.88	974.92	36.269263	36,269,263.00
8/28/2013	26.81	972.38	36.269263	36,269,263.00
8/29/2013	26.91	976.01	36.269263	36,269,263.00
8/30/2013	26.28	953.16	36.269263	36,269,263.00
9/3/2013	26.21	950.62	36.269263	36,269,263.00
9/4/2013	26.24	951.71	36.269263	36,269,263.00
9/5/2013	26.26	952.43	36.269263	36,269,263.00
9/6/2013	26.40	957.51	36.269263	36,269,263.00
9/9/2013	26.85	973.83	36.269263	36,269,263.00
9/10/2013	27.24	987.97	36.269263	36,269,263.00
9/11/2013	27.13	983.99	36.269263	36,269,263.00
9/12/2013	26.89	975.28	36.269263	36,269,263.00
9/13/2013	27.09	982.53	36.269263	36,269,263.00
9/16/2013	27.27	989.06	36.269263	36,269,263.00
9/17/2013	27.32	990.88	36.269263	36,269,263.00
9/18/2013	28.24	1,024.24	36.269263	36,269,263.00
9/19/2013	28.00	1,015.54	36.269263	36,269,263.00
9/20/2013	28.06	1,017.72	36.269263	36,269,263.00
9/23/2013	28.45	1,031.86	36.269263	36,269,263.00
9/24/2013	28.59	1,036.94	36.269263	36,269,263.00
9/25/2013	28.20	1,022.79	36.269263	36,269,263.00
9/26/2013	28.18	1,022.07	36.269263	36,269,263.00
9/27/2013	27.77	1,007.20	36.269263	36,269,263.00
9/30/2013	27.60	1,001.03	36.269363	36,269,363.00
10/1/2013	27.66	1,003.21	36.269363	36,269,363.00
10/2/2013	27.49	997.04	36.269363	36,269,363.00
10/3/2013	27.01	979.64	36.269363	36,269,363.00
10/4/2013	27.03	980.36	36.269363	36,269,363.00
10/7/2013	27.02	980.00	36.269363	36,269,363.00
10/8/2013	26.90	975.65	36.269363	36,269,363.00
10/9/2013	27.68	1,003.94	36.269363	36,269,363.00
10/10/2013	28.16	1,021.35	36.269363	36,269,363.00
10/11/2013	28.76	1,043.11	36.269363	36,269,363.00
10/14/2013	28.68	1,040.21	36.269363	36,269,363.00
10/15/2013	28.00	1,015.54	36.269363	36,269,363.00
10/16/2013	28.27	1,025.33	36.269363	36,269,363.00
10/17/2013	28.88	1,047.46	36.269363	36,269,363.00
10/18/2013	29.40	1,066.32	36.269363	36,269,363.00
10/21/2013	29.31	1,063.06	36.269363	36,269,363.00
10/22/2013	29.83	1,081.92	36.269363	36,269,363.00
10/23/2013	29.81	1,081.19	36.269363	36,269,363.00
10/24/2013	29.50	1,069.95	36.269363	36,269,363.00
10/25/2013	29.88	1,083.73	36.269363	36,269,363.00
10/28/2013	29.95	1,086.27	36.269363	36,269,363.00
10/29/2013	29.94	1,085.90	36.269363	36,269,363.00
10/30/2013	29.64	1,075.02	36.269363	36,269,363.00
10/31/2013	29.83	1,081.95	36.270696	36,270,696.00
11/1/2013	29.67	1,076.15	36.270696	36,270,696.00
11/4/2013	29.71	1,077.60	36.270696	36,270,696.00
11/5/2013	30.52	1,106.98	36.270696	36,270,696.00
11/6/2013	30.74	1,114.96	36.270696	36,270,696.00
11/7/2013	30.18	1,094.65	36.270696	36,270,696.00
11/8/2013	30.64	1,111.33	36.270696	36,270,696.00

11/11/2013	30.39	1,102.27	36.270696	36,270,696.00
11/12/2013	29.90	1,084.49	36.270696	36,270,696.00
11/13/2013	29.76	1,079.42	36.270696	36,270,696.00
11/14/2013	29.64	1,075.06	36.270696	36,270,696.00
11/15/2013	29.70	1,077.24	36.270696	36,270,696.00
11/18/2013	29.60	1,073.61	36.270696	36,270,696.00
11/19/2013	29.44	1,067.81	36.270696	36,270,696.00
11/20/2013	29.20	1,059.10	36.270696	36,270,696.00
11/21/2013	29.37	1,065.27	36.270696	36,270,696.00
11/22/2013	29.52	1,070.71	36.270696	36,270,696.00
11/25/2013	29.70	1,077.24	36.270696	36,270,696.00
11/26/2013	29.55	1,071.80	36.270696	36,270,696.00
11/27/2013	29.64	1,075.06	36.270696	36,270,696.00
11/29/2013	29.56	1,072.16	36.270696	36,270,696.00
12/2/2013	29.00	1,051.85	36.270696	36,270,696.00
12/3/2013	28.61	1,037.70	36.270696	36,270,696.00
12/4/2013	28.55	1,035.53	36.270696	36,270,696.00
12/5/2013	28.43	1,031.18	36.270696	36,270,696.00
12/6/2013	28.71	1,041.33	36.270696	36,270,696.00
12/9/2013	28.63	1,038.43	36.270696	36,270,696.00
12/10/2013	28.44	1,031.54	36.270696	36,270,696.00
12/11/2013	27.97	1,014.49	36.270696	36,270,696.00
12/12/2013	28.56	1,035.89	36.270696	36,270,696.00
12/13/2013	28.56	1,035.89	36.270696	36,270,696.00
12/16/2013	28.96	1,050.40	36.270696	36,270,696.00
12/17/2013	28.66	1,039.52	36.270696	36,270,696.00
12/18/2013	29.28	1,062.01	36.270696	36,270,696.00
12/19/2013	28.76	1,043.15	36.270696	36,270,696.00
12/20/2013	29.53	1,071.07	36.270696	36,270,696.00
12/23/2013	29.80	1,080.87	36.270696	36,270,696.00
12/24/2013	29.85	1,082.68	36.270696	36,270,696.00
12/26/2013	29.88	1,083.77	36.270696	36,270,696.00
12/27/2013	29.89	1,084.13	36.270696	36,270,696.00
12/30/2013	29.48	1,069.26	36.270696	36,270,696.00
12/31/2013	29.27	1,061.67	36.271696	36,271,696.00
1/2/2014	28.78	1,043.90	36.271696	36,271,696.00
1/3/2014	28.74	1,042.45	36.271696	36,271,696.00
1/6/2014	28.67	1,039.91	36.271696	36,271,696.00
1/7/2014	28.76	1,043.17	36.271696	36,271,696.00
1/8/2014	28.70	1,041.00	36.271696	36,271,696.00
1/9/2014	28.73	1,042.09	36.271696	36,271,696.00
1/10/2014	28.63	1,038.46	36.271696	36,271,696.00
1/13/2014	28.34	1,027.94	36.271696	36,271,696.00
1/14/2014	28.61	1,037.73	36.271696	36,271,696.00
1/15/2014	28.40	1,030.12	36.271696	36,271,696.00
1/16/2014	28.37	1,029.03	36.271696	36,271,696.00
1/17/2014	28.24	1,024.31	36.271696	36,271,696.00
1/21/2014	28.41	1,030.48	36.271696	36,271,696.00
1/22/2014	28.39	1,029.75	36.271696	36,271,696.00
1/23/2014	28.67	1,039.91	36.271696	36,271,696.00
1/24/2014	28.34	1,027.94	36.271696	36,271,696.00
1/27/2014	28.32	1,027.21	36.271696	36,271,696.00
1/28/2014	28.11	1,019.60	36.271696	36,271,696.00
1/29/2014	27.93	1,013.07	36.271696	36,271,696.00
1/30/2014	28.34	1,027.94	36.271696	36,271,696.00

1/31/2014	27.84	1,009.80	36.271696	36,271,696.00
2/3/2014	27.32	990.94	36.271696	36,271,696.00
2/4/2014	27.28	989.49	36.271696	36,271,696.00
2/5/2014	27.06	981.51	36.271696	36,271,696.00
2/6/2014	27.21	986.95	36.271696	36,271,696.00
2/7/2014	27.23	987.68	36.271696	36,271,696.00
2/10/2014	27.67	1,003.64	36.271696	36,271,696.00
2/11/2014	29.99	1,087.79	36.271696	36,271,696.00
2/12/2014	29.32	1,063.49	36.271696	36,271,696.00
2/13/2014	30.29	1,098.67	36.271696	36,271,696.00
2/14/2014	30.62	1,112.75	36.340637	36,340,637.00
2/18/2014	30.84	1,120.75	36.340637	36,340,637.00
2/19/2014	30.36	1,103.30	36.340637	36,340,637.00
2/20/2014	30.62	1,112.75	36.340637	36,340,637.00
2/21/2014	30.60	1,112.02	36.340637	36,340,637.00
2/24/2014	30.61	1,112.39	36.340637	36,340,637.00
2/25/2014	30.42	1,105.48	36.340637	36,340,637.00
2/26/2014	30.58	1,111.30	36.340637	36,340,637.00
2/27/2014	30.51	1,108.75	36.340637	36,340,637.00
2/28/2014	30.22	1,098.21	36.340637	36,340,637.00
3/3/2014	29.89	1,086.22	36.340637	36,340,637.00
3/4/2014	30.71	1,116.02	36.340637	36,340,637.00
3/5/2014	30.45	1,106.57	36.340637	36,340,637.00
3/6/2014	30.03	1,091.31	36.340637	36,340,637.00
3/7/2014	30.74	1,117.11	36.340637	36,340,637.00
3/10/2014	30.74	1,117.11	36.340637	36,340,637.00
3/11/2014	30.57	1,110.93	36.340637	36,340,637.00
3/12/2014	30.98	1,125.83	36.340637	36,340,637.00
3/13/2014	31.05	1,128.38	36.340637	36,340,637.00
3/14/2014	31.11	1,130.56	36.340637	36,340,637.00
3/17/2014	31.32	1,138.19	36.340637	36,340,637.00
3/18/2014	31.45	1,142.91	36.340637	36,340,637.00
3/19/2014	30.42	1,105.48	36.340637	36,340,637.00
3/20/2014	30.29	1,100.76	36.340637	36,340,637.00
3/21/2014	30.29	1,100.76	36.340637	36,340,637.00
3/24/2014	30.45	1,106.57	36.340637	36,340,637.00
3/25/2014	30.49	1,108.03	36.340637	36,340,637.00
3/26/2014	30.15	1,095.67	36.340637	36,340,637.00
3/27/2014	30.49	1,108.03	36.340637	36,340,637.00
3/28/2014	30.29	1,100.76	36.340637	36,340,637.00
3/31/2014	30.79	1,121.14	36.412491	36,412,491.00
4/1/2014	30.67	1,116.77	36.412491	36,412,491.00
4/2/2014	30.67	1,116.77	36.412491	36,412,491.00
4/3/2014	30.28	1,102.57	36.412491	36,412,491.00
4/4/2014	29.91	1,089.10	36.412491	36,412,491.00
4/7/2014	29.78	1,084.36	36.412491	36,412,491.00
4/8/2014	30.23	1,100.75	36.412491	36,412,491.00
4/9/2014	30.17	1,098.56	36.412491	36,412,491.00
4/10/2014	29.54	1,075.62	36.412491	36,412,491.00
4/11/2014	29.32	1,067.61	36.412491	36,412,491.00
4/14/2014	29.31	1,067.25	36.412491	36,412,491.00
4/15/2014	29.59	1,077.45	36.412491	36,412,491.00
4/16/2014	29.68	1,080.72	36.412491	36,412,491.00
4/17/2014	29.61	1,078.17	36.412491	36,412,491.00
4/21/2014	29.45	1,072.35	36.412491	36,412,491.00

4/22/2014	29.96	1,090.92	36.412491	36,412,491.00
4/23/2014	29.54	1,075.62	36.412491	36,412,491.00
4/24/2014	29.46	1,072.71	36.412491	36,412,491.00
4/25/2014	29.45	1,072.35	36.412491	36,412,491.00
4/28/2014	29.48	1,073.44	36.412491	36,412,491.00
4/29/2014	29.25	1,065.07	36.412491	36,412,491.00
4/30/2014	29.30	1,068.63	36.471911	36,471,911.00
5/1/2014	29.36	1,070.82	36.471911	36,471,911.00
5/2/2014	28.61	1,043.46	36.471911	36,471,911.00
5/5/2014	28.63	1,044.19	36.471911	36,471,911.00
5/6/2014	28.45	1,037.63	36.471911	36,471,911.00
5/7/2014	29.04	1,059.14	36.471911	36,471,911.00
5/8/2014	28.54	1,040.91	36.471911	36,471,911.00
5/9/2014	28.65	1,044.92	36.471911	36,471,911.00
5/12/2014	28.79	1,050.03	36.471911	36,471,911.00
5/13/2014	28.27	1,031.06	36.471911	36,471,911.00
5/14/2014	28.14	1,026.32	36.471911	36,471,911.00
5/15/2014	27.54	1,004.44	36.471911	36,471,911.00
5/16/2014	27.80	1,013.92	36.471911	36,471,911.00
5/19/2014	27.67	1,009.18	36.471911	36,471,911.00
5/20/2014	27.61	1,006.99	36.471911	36,471,911.00
5/21/2014	27.98	1,020.48	36.471911	36,471,911.00
5/22/2014	28.03	1,022.31	36.471911	36,471,911.00
5/23/2014	28.19	1,028.14	36.471911	36,471,911.00
5/27/2014	28.40	1,035.80	36.471911	36,471,911.00
5/28/2014	28.32	1,032.88	36.471911	36,471,911.00
5/29/2014	28.43	1,036.90	36.471911	36,471,911.00
5/30/2014	28.58	1,042.37	36.471911	36,471,911.00
6/2/2014	28.56	1,041.64	36.471911	36,471,911.00
6/3/2014	28.48	1,038.72	36.471911	36,471,911.00
6/4/2014	28.48	1,038.72	36.471911	36,471,911.00
6/5/2014	29.35	1,070.45	36.471911	36,471,911.00
6/6/2014	29.53	1,077.02	36.471911	36,471,911.00
6/9/2014	29.62	1,080.30	36.471911	36,471,911.00
6/10/2014	29.54	1,077.38	36.471911	36,471,911.00
6/11/2014	28.72	1,047.47	36.471911	36,471,911.00
6/12/2014	28.69	1,046.38	36.471911	36,471,911.00
6/13/2014	28.59	1,042.73	36.471911	36,471,911.00
6/16/2014	28.78	1,049.66	36.471911	36,471,911.00
6/17/2014	28.74	1,048.20	36.471911	36,471,911.00
6/18/2014	29.15	1,063.16	36.471911	36,471,911.00
6/19/2014	29.32	1,069.36	36.471911	36,471,911.00
6/20/2014	29.58	1,078.84	36.471911	36,471,911.00
6/23/2014	29.59	1,079.20	36.471911	36,471,911.00
6/24/2014	29.62	1,080.30	36.471911	36,471,911.00
6/25/2014	29.83	1,087.96	36.471911	36,471,911.00
6/26/2014	29.68	1,082.49	36.471911	36,471,911.00
6/27/2014	29.98	1,093.43	36.471911	36,471,911.00
6/30/2014	30.29	1,109.32	36.623317	36,623,317.00
7/1/2014	30.16	1,104.56	36.623317	36,623,317.00
7/2/2014	29.97	1,097.60	36.623317	36,623,317.00
7/3/2014	29.85	1,093.21	36.623317	36,623,317.00
7/7/2014	29.57	1,082.95	36.623317	36,623,317.00
7/8/2014	29.82	1,092.11	36.623317	36,623,317.00
7/9/2014	29.71	1,088.08	36.623317	36,623,317.00

7/10/2014	29.50	1,080.39	36.623317	36,623,317.00
7/11/2014	29.12	1,066.47	36.623317	36,623,317.00
7/14/2014	28.80	1,054.75	36.623317	36,623,317.00
7/15/2014	28.64	1,048.89	36.623317	36,623,317.00
7/16/2014	28.77	1,053.65	36.623317	36,623,317.00
7/17/2014	28.36	1,038.64	36.623317	36,623,317.00
7/18/2014	28.79	1,054.39	36.623317	36,623,317.00
7/21/2014	28.46	1,042.30	36.623317	36,623,317.00
7/22/2014	28.66	1,049.62	36.623317	36,623,317.00
7/23/2014	28.56	1,045.96	36.623317	36,623,317.00
7/24/2014	28.40	1,040.10	36.623317	36,623,317.00
7/25/2014	28.03	1,026.55	36.623317	36,623,317.00
7/28/2014	28.55	1,045.60	36.623317	36,623,317.00
7/29/2014	28.33	1,037.54	36.623317	36,623,317.00
7/30/2014	28.19	1,032.41	36.623317	36,623,317.00
7/31/2014	27.96	1,024.71	36.649018	36,649,018.00
8/1/2014	28.02	1,026.91	36.649018	36,649,018.00
8/4/2014	28.13	1,030.94	36.649018	36,649,018.00
8/5/2014	27.44	1,005.65	36.649018	36,649,018.00
8/6/2014	27.65	1,013.35	36.649018	36,649,018.00
8/7/2014	27.75	1,017.01	36.649018	36,649,018.00
8/8/2014	28.50	1,044.50	36.649018	36,649,018.00
8/11/2014	28.59	1,047.80	36.649018	36,649,018.00
8/12/2014	28.44	1,042.30	36.649018	36,649,018.00
8/13/2014	28.27	1,036.07	36.649018	36,649,018.00
8/14/2014	28.27	1,036.07	36.649018	36,649,018.00
8/15/2014	28.30	1,037.17	36.649018	36,649,018.00
8/18/2014	28.41	1,041.20	36.649018	36,649,018.00
8/19/2014	28.62	1,048.89	36.649018	36,649,018.00
8/20/2014	28.45	1,042.66	36.649018	36,649,018.00
8/21/2014	28.50	1,044.50	36.649018	36,649,018.00
8/22/2014	28.37	1,039.73	36.649018	36,649,018.00
8/25/2014	28.49	1,044.13	36.649018	36,649,018.00
8/26/2014	28.49	1,044.13	36.649018	36,649,018.00
8/27/2014	28.54	1,045.96	36.649018	36,649,018.00
8/28/2014	28.45	1,042.66	36.649018	36,649,018.00
8/29/2014	28.49	1,044.13	36.649018	36,649,018.00
9/2/2014	28.44	1,042.30	36.649018	36,649,018.00
9/3/2014	28.34	1,038.63	36.649018	36,649,018.00
9/4/2014	28.08	1,029.10	36.649018	36,649,018.00
9/5/2014	28.48	1,043.76	36.649018	36,649,018.00
9/8/2014	28.24	1,034.97	36.649018	36,649,018.00
9/9/2014	27.85	1,020.68	36.649018	36,649,018.00
9/10/2014	27.99	1,025.81	36.649018	36,649,018.00
9/11/2014	28.11	1,030.20	36.649018	36,649,018.00
9/12/2014	27.68	1,014.44	36.649018	36,649,018.00
9/15/2014	27.58	1,010.78	36.649018	36,649,018.00
9/16/2014	27.59	1,011.15	36.649018	36,649,018.00
9/17/2014	27.47	1,006.75	36.649018	36,649,018.00
9/18/2014	27.48	1,007.12	36.649018	36,649,018.00
9/19/2014	27.68	1,014.44	36.649018	36,649,018.00
9/22/2014	27.47	1,006.75	36.649018	36,649,018.00
9/23/2014	27.01	989.89	36.649018	36,649,018.00
9/24/2014	27.09	992.82	36.649018	36,649,018.00
9/25/2014	26.82	982.93	36.649018	36,649,018.00

9/26/2014	27.03	990.62	36.649018	36,649,018.00
9/29/2014	26.97	988.42	36.649018	36,649,018.00
9/30/2014	26.67	981.39	36.797438	36,797,438.00
10/1/2014	26.64	980.28	36.797438	36,797,438.00
10/2/2014	26.86	988.38	36.797438	36,797,438.00
10/3/2014	27.30	1,004.57	36.797438	36,797,438.00
10/6/2014	27.39	1,007.88	36.797438	36,797,438.00
10/7/2014	27.12	997.95	36.797438	36,797,438.00
10/8/2014	28.00	1,030.33	36.797438	36,797,438.00
10/9/2014	27.20	1,000.89	36.797438	36,797,438.00
10/10/2014	27.56	1,014.14	36.797438	36,797,438.00
10/13/2014	28.19	1,037.32	36.797438	36,797,438.00
10/14/2014	28.81	1,060.13	36.797438	36,797,438.00
10/15/2014	28.55	1,050.57	36.797438	36,797,438.00
10/16/2014	28.89	1,063.08	36.797438	36,797,438.00
10/17/2014	28.68	1,055.35	36.797438	36,797,438.00
10/20/2014	29.17	1,073.38	36.797438	36,797,438.00
10/21/2014	29.06	1,069.33	36.797438	36,797,438.00
10/22/2014	29.06	1,069.33	36.797438	36,797,438.00
10/23/2014	29.40	1,081.84	36.797438	36,797,438.00
10/24/2014	29.13	1,071.91	36.797438	36,797,438.00
10/27/2014	29.46	1,084.05	36.797438	36,797,438.00
10/28/2014	29.78	1,095.83	36.797438	36,797,438.00
10/29/2014	30.00	1,103.92	36.797438	36,797,438.00
10/30/2014	30.82	1,134.10	36.797438	36,797,438.00
10/31/2014	31.00	1,140.99	36.80616	36,806,160.00
11/3/2014	30.83	1,134.55	36.80616	36,806,160.00
11/4/2014	30.80	1,133.63	36.80616	36,806,160.00
11/5/2014	31.18	1,147.62	36.80616	36,806,160.00
11/6/2014	30.76	1,132.16	36.80616	36,806,160.00
11/7/2014	30.94	1,138.78	36.80616	36,806,160.00
11/10/2014	31.24	1,149.82	36.80616	36,806,160.00
11/11/2014	31.14	1,146.14	36.80616	36,806,160.00
11/12/2014	30.15	1,109.71	36.80616	36,806,160.00
11/13/2014	29.39	1,081.73	36.80616	36,806,160.00
11/14/2014	29.17	1,073.64	36.80616	36,806,160.00
11/17/2014	29.19	1,074.37	36.80616	36,806,160.00
11/18/2014	29.33	1,079.52	36.80616	36,806,160.00
11/19/2014	29.10	1,071.06	36.80616	36,806,160.00
11/20/2014	29.12	1,071.80	36.80616	36,806,160.00
11/21/2014	29.20	1,074.74	36.80616	36,806,160.00
11/24/2014	29.19	1,074.37	36.80616	36,806,160.00
11/25/2014	29.18	1,074.00	36.80616	36,806,160.00
11/26/2014	29.29	1,078.05	36.80616	36,806,160.00
11/28/2014	28.78	1,059.28	36.80616	36,806,160.00
12/1/2014	28.41	1,045.66	36.80616	36,806,160.00
12/2/2014	28.97	1,066.27	36.80616	36,806,160.00
12/3/2014	29.08	1,070.32	36.80616	36,806,160.00
12/4/2014	29.03	1,068.48	36.80616	36,806,160.00
12/5/2014	29.18	1,074.00	36.80616	36,806,160.00
12/8/2014	29.42	1,082.84	36.80616	36,806,160.00
12/9/2014	29.90	1,100.50	36.80616	36,806,160.00
12/10/2014	29.51	1,086.15	36.80616	36,806,160.00
12/11/2014	29.58	1,088.73	36.80616	36,806,160.00
12/12/2014	29.18	1,074.00	36.80616	36,806,160.00



12/15/2014	29.32	1,079.16	36.80616	36,806,160.00
12/16/2014	29.82	1,097.56	36.80616	36,806,160.00
12/17/2014	30.48	1,121.85	36.80616	36,806,160.00
12/18/2014	30.67	1,128.84	36.80616	36,806,160.00
12/19/2014	30.72	1,130.69	36.80616	36,806,160.00
12/22/2014	31.19	1,147.98	36.80616	36,806,160.00
12/23/2014	31.25	1,150.19	36.80616	36,806,160.00
12/24/2014	31.39	1,155.35	36.80616	36,806,160.00
12/26/2014	31.67	1,165.65	36.80616	36,806,160.00
12/29/2014	32.53	1,197.30	36.80616	36,806,160.00
12/30/2014	31.79	1,170.07	36.80616	36,806,160.00
12/31/2014	30.96	1,152.27	37.218053	37,218,053.00
1/2/2015	31.00	1,153.76	37.218053	37,218,053.00
1/5/2015	30.85	1,148.18	37.218053	37,218,053.00
1/6/2015	30.89	1,149.67	37.218053	37,218,053.00
1/7/2015	31.15	1,159.34	37.218053	37,218,053.00
1/8/2015	31.17	1,160.09	37.218053	37,218,053.00
1/9/2015	30.97	1,152.64	37.218053	37,218,053.00
1/12/2015	30.92	1,150.78	37.218053	37,218,053.00
1/13/2015	31.12	1,158.23	37.218053	37,218,053.00
1/14/2015	31.41	1,169.02	37.218053	37,218,053.00
1/15/2015	31.24	1,162.69	37.218053	37,218,053.00
1/16/2015	31.75	1,181.67	37.218053	37,218,053.00
1/20/2015	31.73	1,180.93	37.218053	37,218,053.00
1/21/2015	31.68	1,179.07	37.218053	37,218,053.00
1/22/2015	31.67	1,178.70	37.218053	37,218,053.00
1/23/2015	32.09	1,194.33	37.218053	37,218,053.00
1/26/2015	31.88	1,186.51	37.218053	37,218,053.00
1/27/2015	31.68	1,179.07	37.218053	37,218,053.00
1/28/2015	31.21	1,161.58	37.218053	37,218,053.00
1/29/2015	31.81	1,183.91	37.218053	37,218,053.00
1/30/2015	30.92	1,150.78	37.218053	37,218,053.00
2/2/2015	31.26	1,163.44	37.218053	37,218,053.00
2/3/2015	31.80	1,183.53	37.218053	37,218,053.00
2/4/2015	31.43	1,169.76	37.218053	37,218,053.00
2/5/2015	32.17	1,197.30	37.218053	37,218,053.00
2/6/2015	31.09	1,157.11	37.218053	37,218,053.00
2/9/2015	30.98	1,153.02	37.218053	37,218,053.00
2/10/2015	31.38	1,167.90	37.218053	37,218,053.00
2/11/2015	31.25	1,163.06	37.218053	37,218,053.00
2/12/2015	31.27	1,163.81	37.218053	37,218,053.00
2/13/2015	31.27	1,168.36	37.36374	37,363,740.00
2/17/2015	31.25	1,167.62	37.36374	37,363,740.00
2/18/2015	31.87	1,190.78	37.36374	37,363,740.00
2/19/2015	32.39	1,210.21	37.36374	37,363,740.00
2/20/2015	32.42	1,211.33	37.36374	37,363,740.00
2/23/2015	32.38	1,209.84	37.36374	37,363,740.00
2/24/2015	33.07	1,235.62	37.36374	37,363,740.00
2/25/2015	32.87	1,228.15	37.36374	37,363,740.00
2/26/2015	33.05	1,234.87	37.36374	37,363,740.00
2/27/2015	32.72	1,222.54	37.36374	37,363,740.00
3/2/2015	32.53	1,215.44	37.36374	37,363,740.00
3/3/2015	32.40	1,210.59	37.36374	37,363,740.00
3/4/2015	32.15	1,201.24	37.36374	37,363,740.00
3/5/2015	32.43	1,211.71	37.36374	37,363,740.00



3/6/2015	31.52	1,177.71	37.36374	37,363,740.00
3/9/2015	31.77	1,187.05	37.36374	37,363,740.00
3/10/2015	31.95	1,193.77	37.36374	37,363,740.00
3/11/2015	32.00	1,195.64	37.36374	37,363,740.00
3/12/2015	32.99	1,232.63	37.36374	37,363,740.00
3/13/2015	32.37	1,209.46	37.36374	37,363,740.00
3/16/2015	32.33	1,207.97	37.36374	37,363,740.00
3/17/2015	31.96	1,194.15	37.36374	37,363,740.00
3/18/2015	32.64	1,219.55	37.36374	37,363,740.00
3/19/2015	32.01	1,196.01	37.36374	37,363,740.00
3/20/2015	32.43	1,211.71	37.36374	37,363,740.00
3/23/2015	32.16	1,201.62	37.36374	37,363,740.00
3/24/2015	32.33	1,207.97	37.36374	37,363,740.00
3/25/2015	33.06	1,235.25	37.36374	37,363,740.00
3/26/2015	32.34	1,208.34	37.36374	37,363,740.00
3/27/2015	31.83	1,189.29	37.36374	37,363,740.00
3/30/2015	32.28	1,206.10	37.36374	37,363,740.00
3/31/2015	32.17	1,203.90	37.422959	37,422,959.00
4/1/2015	32.22	1,205.77	37.422959	37,422,959.00
4/2/2015	32.35	1,210.63	37.422959	37,422,959.00
4/6/2015	32.49	1,215.87	37.422959	37,422,959.00
4/7/2015	32.02	1,198.28	37.422959	37,422,959.00
4/8/2015	31.95	1,195.66	37.422959	37,422,959.00
4/9/2015	31.46	1,177.33	37.422959	37,422,959.00
4/10/2015	31.90	1,193.79	37.422959	37,422,959.00
4/13/2015	31.61	1,182.94	37.422959	37,422,959.00
4/14/2015	31.82	1,190.80	37.422959	37,422,959.00
4/15/2015	31.95	1,195.66	37.422959	37,422,959.00
4/16/2015	31.82	1,190.80	37.422959	37,422,959.00
4/17/2015	31.37	1,173.96	37.422959	37,422,959.00
4/20/2015	32.07	1,200.15	37.422959	37,422,959.00
4/21/2015	31.63	1,183.69	37.422959	37,422,959.00
4/22/2015	31.42	1,175.83	37.422959	37,422,959.00
4/23/2015	31.30	1,171.34	37.422959	37,422,959.00
4/24/2015	31.50	1,178.82	37.422959	37,422,959.00
4/27/2015	31.32	1,172.09	37.422959	37,422,959.00
4/28/2015	31.94	1,195.29	37.422959	37,422,959.00
4/29/2015	31.23	1,168.72	37.422959	37,422,959.00
4/30/2015	29.91	1,121.14	37.483725	37,483,725.00
5/1/2015	29.75	1,115.14	37.483725	37,483,725.00
5/4/2015	29.81	1,117.39	37.483725	37,483,725.00
5/5/2015	28.26	1,059.29	37.483725	37,483,725.00
5/6/2015	27.82	1,042.80	37.483725	37,483,725.00
5/7/2015	27.57	1,033.43	37.483725	37,483,725.00
5/8/2015	27.73	1,039.42	37.483725	37,483,725.00
5/11/2015	27.71	1,038.67	37.483725	37,483,725.00
5/12/2015	27.39	1,026.68	37.483725	37,483,725.00
5/13/2015	26.76	1,003.06	37.483725	37,483,725.00
5/14/2015	27.05	1,013.93	37.483725	37,483,725.00
5/15/2015	26.97	1,010.94	37.483725	37,483,725.00
5/18/2015	27.00	1,012.06	37.483725	37,483,725.00
5/19/2015	27.00	1,012.06	37.483725	37,483,725.00
5/20/2015	27.13	1,016.93	37.483725	37,483,725.00
5/21/2015	27.13	1,016.93	37.483725	37,483,725.00
5/22/2015	26.98	1,011.31	37.483725	37,483,725.00

5/26/2015	26.82	1,005.31	37.483725	37,483,725.00
5/27/2015	27.04	1,013.56	37.483725	37,483,725.00
5/28/2015	27.43	1,028.18	37.483725	37,483,725.00
5/29/2015	27.02	1,012.81	37.483725	37,483,725.00
6/1/2015	27.18	1,018.81	37.483725	37,483,725.00
6/2/2015	26.96	1,010.56	37.483725	37,483,725.00
6/3/2015	26.97	1,010.94	37.483725	37,483,725.00
6/4/2015	26.44	991.07	37.483725	37,483,725.00
6/5/2015	26.51	993.69	37.483725	37,483,725.00
6/8/2015	26.33	986.95	37.483725	37,483,725.00
6/9/2015	26.17	980.95	37.483725	37,483,725.00
6/10/2015	27.00	1,012.06	37.483725	37,483,725.00
6/11/2015	27.06	1,014.31	37.483725	37,483,725.00
6/12/2015	26.92	1,009.06	37.483725	37,483,725.00
6/15/2015	26.83	1,005.69	37.483725	37,483,725.00
6/16/2015	27.09	1,015.43	37.483725	37,483,725.00
6/17/2015	27.15	1,017.68	37.483725	37,483,725.00
6/18/2015	27.73	1,039.42	37.483725	37,483,725.00
6/19/2015	27.32	1,024.06	37.483725	37,483,725.00
6/22/2015	27.39	1,026.68	37.483725	37,483,725.00
6/23/2015	27.26	1,021.81	37.483725	37,483,725.00
6/24/2015	26.95	1,010.19	37.483725	37,483,725.00
6/25/2015	27.00	1,012.06	37.483725	37,483,725.00
6/26/2015	27.09	1,015.43	37.483725	37,483,725.00
6/29/2015	26.83	1,005.69	37.483725	37,483,725.00
6/30/2015	26.60	999.24	37.565559	37,565,590.00
7/1/2015	26.73	1,004.13	37.565559	37,565,590.00
7/2/2015	27.04	1,015.77	37.565559	37,565,590.00
7/6/2015	27.05	1,016.15	37.565559	37,565,590.00
7/7/2015	27.36	1,027.79	37.565559	37,565,590.00
7/8/2015	27.05	1,016.15	37.565559	37,565,590.00
7/9/2015	26.76	1,005.26	37.565559	37,565,590.00
7/10/2015	27.13	1,019.15	37.565559	37,565,590.00
7/13/2015	27.22	1,022.54	37.565559	37,565,590.00
7/14/2015	27.16	1,020.28	37.565559	37,565,590.00
7/15/2015	27.19	1,021.41	37.565559	37,565,590.00
7/16/2015	27.38	1,028.55	37.565559	37,565,590.00
7/17/2015	27.06	1,016.52	37.565559	37,565,590.00
7/20/2015	26.74	1,004.50	37.565559	37,565,590.00
7/21/2015	26.44	993.23	37.565559	37,565,590.00
7/22/2015	26.30	987.98	37.565559	37,565,590.00
7/23/2015	25.66	963.93	37.565559	37,565,590.00
7/24/2015	25.40	954.17	37.565559	37,565,590.00
7/27/2015	25.89	972.57	37.565559	37,565,590.00
7/28/2015	25.76	967.69	37.565559	37,565,590.00
7/29/2015	25.81	969.57	37.565559	37,565,590.00
7/30/2015	25.82	969.94	37.565559	37,565,590.00
7/31/2015	25.92	974.38	37.591785	37,591,785.00
8/3/2015	25.75	967.99	37.591785	37,591,785.00
8/4/2015	27.99	1,052.19	37.591785	37,591,785.00
8/5/2015	27.80	1,045.05	37.591785	37,591,785.00
8/6/2015	28.01	1,052.95	37.591785	37,591,785.00
8/7/2015	27.86	1,047.31	37.591785	37,591,785.00
8/10/2015	27.98	1,051.82	37.591785	37,591,785.00
8/11/2015	28.19	1,059.71	37.591785	37,591,785.00

8/12/2015	27.95	1,050.50	37.591785	37,591,785.00
8/13/2015	27.59	1,037.16	37.591785	37,591,785.00
8/14/2015	27.82	1,045.80	37.591785	37,591,785.00
8/17/2015	27.76	1,043.55	37.591785	37,591,785.00
8/18/2015	27.32	1,027.01	37.591785	37,591,785.00
8/19/2015	27.27	1,025.13	37.591785	37,591,785.00
8/20/2015	26.98	1,014.23	37.591785	37,591,785.00
8/21/2015	26.70	1,003.70	37.591785	37,591,785.00
8/24/2015	25.53	959.72	37.591785	37,591,785.00
8/25/2015	24.90	936.04	37.591785	37,591,785.00
8/26/2015	25.77	968.74	37.591785	37,591,785.00
8/27/2015	25.68	965.36	37.591785	37,591,785.00
8/28/2015	25.82	970.62	37.591785	37,591,785.00
8/31/2015	25.81	970.24	37.591785	37,591,785.00
9/1/2015	25.22	948.06	37.591785	37,591,785.00
9/2/2015	25.41	955.21	37.591785	37,591,785.00
9/3/2015	25.43	955.96	37.591785	37,591,785.00
9/4/2015	25.30	951.07	37.591785	37,591,785.00
9/8/2015	25.83	971.00	37.591785	37,591,785.00
9/9/2015	25.46	957.09	37.591785	37,591,785.00
9/10/2015	25.54	960.09	37.591785	37,591,785.00
9/11/2015	25.51	958.97	37.591785	37,591,785.00
9/14/2015	25.29	950.70	37.591785	37,591,785.00
9/15/2015	25.51	958.97	37.591785	37,591,785.00
9/16/2015	25.83	971.00	37.591785	37,591,785.00
9/17/2015	25.92	974.38	37.591785	37,591,785.00
9/18/2015	25.88	972.88	37.591785	37,591,785.00
9/21/2015	25.85	971.75	37.591785	37,591,785.00
9/22/2015	25.42	955.58	37.591785	37,591,785.00
9/23/2015	25.60	962.35	37.591785	37,591,785.00
9/24/2015	26.02	978.14	37.591785	37,591,785.00
9/25/2015	26.17	983.78	37.591785	37,591,785.00
9/28/2015	26.10	981.15	37.591785	37,591,785.00
9/29/2015	25.84	971.37	37.591785	37,591,785.00
9/30/2015	26.06	983.14	37.726115	37,726,115.00
10/1/2015	25.67	968.43	37.726115	37,726,115.00
10/2/2015	25.97	979.75	37.726115	37,726,115.00
10/5/2015	26.80	1,011.06	37.726115	37,726,115.00
10/6/2015	26.52	1,000.50	37.726115	37,726,115.00
10/7/2015	27.20	1,026.15	37.726115	37,726,115.00
10/8/2015	27.53	1,038.60	37.726115	37,726,115.00
10/9/2015	27.50	1,037.47	37.726115	37,726,115.00
10/12/2015	27.52	1,038.22	37.726115	37,726,115.00
10/13/2015	27.40	1,033.70	37.726115	37,726,115.00
10/14/2015	27.30	1,029.92	37.726115	37,726,115.00
10/15/2015	28.02	1,057.09	37.726115	37,726,115.00
10/16/2015	27.98	1,055.58	37.726115	37,726,115.00
10/19/2015	27.81	1,049.16	37.726115	37,726,115.00
10/20/2015	28.25	1,065.76	37.726115	37,726,115.00
10/21/2015	28.13	1,061.24	37.726115	37,726,115.00
10/22/2015	28.55	1,077.08	37.726115	37,726,115.00
10/23/2015	28.33	1,068.78	37.726115	37,726,115.00
10/26/2015	28.12	1,060.86	37.726115	37,726,115.00
10/27/2015	27.64	1,042.75	37.726115	37,726,115.00
10/28/2015	27.94	1,054.07	37.726115	37,726,115.00

10/29/2015	27.78	1,048.03	37.726115	37,726,115.00
10/30/2015	27.44	1,035.20	37.726115	37,726,115.00
11/2/2015	27.67	1,044.38	37.743953	37,743,953.00
11/3/2015	26.42	997.20	37.743953	37,743,953.00
11/4/2015	26.73	1,008.90	37.743953	37,743,953.00
11/5/2015	26.75	1,009.65	37.743953	37,743,953.00
11/6/2015	26.53	1,001.35	37.743953	37,743,953.00
11/9/2015	26.34	994.18	37.743953	37,743,953.00
11/10/2015	26.51	1,000.59	37.743953	37,743,953.00
11/11/2015	26.30	992.67	37.743953	37,743,953.00
11/12/2015	26.14	986.63	37.743953	37,743,953.00
11/13/2015	26.01	981.72	37.743953	37,743,953.00
11/16/2015	26.26	991.16	37.743953	37,743,953.00
11/17/2015	25.85	975.68	37.743953	37,743,953.00
11/18/2015	26.10	985.12	37.743953	37,743,953.00
11/19/2015	26.15	987.00	37.743953	37,743,953.00
11/20/2015	26.55	1,002.10	37.743953	37,743,953.00
11/23/2015	26.47	999.08	37.743953	37,743,953.00
11/24/2015	26.52	1,000.97	37.743953	37,743,953.00
11/25/2015	26.46	998.70	37.743953	37,743,953.00
11/27/2015	26.57	1,002.86	37.743953	37,743,953.00
11/30/2015	26.63	1,005.12	37.743953	37,743,953.00
12/1/2015	26.87	1,014.18	37.743953	37,743,953.00
12/2/2015	26.42	997.20	37.743953	37,743,953.00
12/3/2015	25.66	968.51	37.743953	37,743,953.00
12/4/2015	26.21	989.27	37.743953	37,743,953.00
12/7/2015	26.40	996.44	37.743953	37,743,953.00
12/8/2015	26.56	1,002.48	37.743953	37,743,953.00
12/9/2015	26.49	999.84	37.743953	37,743,953.00
12/10/2015	25.83	974.93	37.743953	37,743,953.00
12/11/2015	25.48	961.72	37.743953	37,743,953.00
12/14/2015	25.52	963.23	37.743953	37,743,953.00
12/15/2015	26.00	981.34	37.743953	37,743,953.00
12/16/2015	26.57	1,002.86	37.743953	37,743,953.00
12/17/2015	26.65	1,005.88	37.743953	37,743,953.00
12/18/2015	26.54	1,001.72	37.743953	37,743,953.00
12/21/2015	26.65	1,005.88	37.743953	37,743,953.00
12/22/2015	26.82	1,012.29	37.743953	37,743,953.00
12/23/2015	27.03	1,020.22	37.743953	37,743,953.00
12/24/2015	26.95	1,017.20	37.743953	37,743,953.00
12/28/2015	27.18	1,025.88	37.743953	37,743,953.00
12/29/2015	27.38	1,033.43	37.743953	37,743,953.00
12/30/2015	27.13	1,023.99	37.743953	37,743,953.00
12/31/2015	26.63	1,008.14	37.857186	37,857,186.00
1/4/2016	26.43	1,000.57	37.857186	37,857,186.00
1/5/2016	26.68	1,010.03	37.857186	37,857,186.00
1/6/2016	26.67	1,009.65	37.857186	37,857,186.00
1/7/2016	26.42	1,000.19	37.857186	37,857,186.00
1/8/2016	26.23	992.99	37.857186	37,857,186.00
1/11/2016	26.80	1,014.57	37.857186	37,857,186.00
1/12/2016	26.79	1,014.19	37.857186	37,857,186.00
1/13/2016	26.39	999.05	37.857186	37,857,186.00
1/14/2016	26.98	1,021.39	37.857186	37,857,186.00
1/15/2016	26.13	989.21	37.857186	37,857,186.00
1/19/2016	27.00	1,022.14	37.857186	37,857,186.00

1/20/2016	26.90	1,018.36	37.857186	37,857,186.00
1/21/2016	26.13	989.21	37.857186	37,857,186.00
1/22/2016	26.54	1,004.73	37.857186	37,857,186.00
1/25/2016	26.10	988.07	37.857186	37,857,186.00
1/26/2016	26.43	1,000.57	37.857186	37,857,186.00
1/27/2016	26.34	997.16	37.857186	37,857,186.00
1/28/2016	26.90	1,018.36	37.857186	37,857,186.00
1/29/2016	27.84	1,053.94	37.857186	37,857,186.00
2/1/2016	28.29	1,070.98	37.857186	37,857,186.00
2/2/2016	28.60	1,082.72	37.857186	37,857,186.00
2/3/2016	29.13	1,102.78	37.857186	37,857,186.00
2/4/2016	28.49	1,078.55	37.857186	37,857,186.00
2/5/2016	28.39	1,074.77	37.857186	37,857,186.00
2/8/2016	28.87	1,092.94	37.857186	37,857,186.00
2/9/2016	27.89	1,055.84	37.857186	37,857,186.00
2/10/2016	26.65	1,008.89	37.857186	37,857,186.00
2/11/2016	26.43	1,000.57	37.857186	37,857,186.00
2/12/2016	26.62	1,011.63	38.002593	38,002,593.00
2/16/2016	26.83	1,019.61	38.002593	38,002,593.00
2/17/2016	26.84	1,019.99	38.002593	38,002,593.00
2/18/2016	27.34	1,038.99	38.002593	38,002,593.00
2/19/2016	26.98	1,025.31	38.002593	38,002,593.00
2/22/2016	27.00	1,026.07	38.002593	38,002,593.00
2/23/2016	27.04	1,027.59	38.002593	38,002,593.00
2/24/2016	27.31	1,037.85	38.002593	38,002,593.00
2/25/2016	27.38	1,040.51	38.002593	38,002,593.00
2/26/2016	26.88	1,021.51	38.002593	38,002,593.00
2/29/2016	27.36	1,039.75	38.002593	38,002,593.00
3/1/2016	27.14	1,031.39	38.002593	38,002,593.00
3/2/2016	27.04	1,027.59	38.002593	38,002,593.00
3/3/2016	27.10	1,029.87	38.002593	38,002,593.00
3/4/2016	27.16	1,032.15	38.002593	38,002,593.00
3/7/2016	27.80	1,056.47	38.002593	38,002,593.00
3/8/2016	27.82	1,057.23	38.002593	38,002,593.00
3/9/2016	28.12	1,068.63	38.002593	38,002,593.00
3/10/2016	27.94	1,061.79	38.002593	38,002,593.00
3/11/2016	27.96	1,062.55	38.002593	38,002,593.00
3/14/2016	27.61	1,049.25	38.002593	38,002,593.00
3/15/2016	27.60	1,048.87	38.002593	38,002,593.00
3/16/2016	27.84	1,057.99	38.002593	38,002,593.00
3/17/2016	28.42	1,080.03	38.002593	38,002,593.00
3/18/2016	28.66	1,089.15	38.002593	38,002,593.00
3/21/2016	28.32	1,076.23	38.002593	38,002,593.00
3/22/2016	28.24	1,073.19	38.002593	38,002,593.00
3/23/2016	28.16	1,070.15	38.002593	38,002,593.00
3/24/2016	28.53	1,084.21	38.002593	38,002,593.00
3/28/2016	28.45	1,081.17	38.002593	38,002,593.00
3/29/2016	29.31	1,113.86	38.002593	38,002,593.00
3/30/2016	29.33	1,114.62	38.002593	38,002,593.00
3/31/2016	29.62	1,127.68	38.071418	38,071,418.00
4/1/2016	29.44	1,120.82	38.071418	38,071,418.00
4/4/2016	29.24	1,113.21	38.071418	38,071,418.00
4/5/2016	28.30	1,077.42	38.071418	38,071,418.00
4/6/2016	28.27	1,076.28	38.071418	38,071,418.00
4/7/2016	28.20	1,073.61	38.071418	38,071,418.00

4/8/2016	28.31	1,077.80	38.071418	38,071,418.00
4/11/2016	28.48	1,084.27	38.071418	38,071,418.00
4/12/2016	28.70	1,092.65	38.071418	38,071,418.00
4/13/2016	29.00	1,104.07	38.071418	38,071,418.00
4/14/2016	29.01	1,104.45	38.071418	38,071,418.00
4/15/2016	29.29	1,115.11	38.071418	38,071,418.00
4/18/2016	29.58	1,126.15	38.071418	38,071,418.00
4/19/2016	29.45	1,121.20	38.071418	38,071,418.00
4/20/2016	28.68	1,091.89	38.071418	38,071,418.00
4/21/2016	28.39	1,080.85	38.071418	38,071,418.00
4/22/2016	28.64	1,090.37	38.071418	38,071,418.00
4/25/2016	28.51	1,085.42	38.071418	38,071,418.00
4/26/2016	28.82	1,097.22	38.071418	38,071,418.00
4/27/2016	29.01	1,104.45	38.071418	38,071,418.00
4/28/2016	28.86	1,098.74	38.071418	38,071,418.00
4/29/2016	28.92	1,101.03	38.071418	38,071,418.00
5/2/2016	29.22	1,113.76	38.116348	38,116,348.00
5/3/2016	30.14	1,148.83	38.116348	38,116,348.00
5/4/2016	30.85	1,175.89	38.116348	38,116,348.00
5/5/2016	30.22	1,151.88	38.116348	38,116,348.00
5/6/2016	30.01	1,143.87	38.116348	38,116,348.00
5/9/2016	30.36	1,157.21	38.116348	38,116,348.00
5/10/2016	30.33	1,156.07	38.116348	38,116,348.00
5/11/2016	29.88	1,138.92	38.116348	38,116,348.00
5/12/2016	30.09	1,146.92	38.116348	38,116,348.00
5/13/2016	29.73	1,133.20	38.116348	38,116,348.00
5/16/2016	29.84	1,137.39	38.116348	38,116,348.00
5/17/2016	28.95	1,103.47	38.116348	38,116,348.00
5/18/2016	28.73	1,095.08	38.116348	38,116,348.00
5/19/2016	28.91	1,101.94	38.116348	38,116,348.00
5/20/2016	29.04	1,106.90	38.116348	38,116,348.00
5/23/2016	28.74	1,095.27	38.116348	38,116,348.00
5/24/2016	29.33	1,117.95	38.116348	38,116,348.00
5/25/2016	29.20	1,113.00	38.116348	38,116,348.00
5/26/2016	29.41	1,121.00	38.116348	38,116,348.00
5/27/2016	29.59	1,127.86	38.116348	38,116,348.00
5/31/2016	29.58	1,127.48	38.116348	38,116,348.00
6/1/2016	29.85	1,137.77	38.116348	38,116,348.00
6/2/2016	29.91	1,140.06	38.116348	38,116,348.00
6/3/2016	30.28	1,154.16	38.116348	38,116,348.00
6/6/2016	30.50	1,162.55	38.116348	38,116,348.00
6/7/2016	30.59	1,165.98	38.116348	38,116,348.00
6/8/2016	30.87	1,176.65	38.116348	38,116,348.00
6/9/2016	31.19	1,188.85	38.116348	38,116,348.00
6/10/2016	31.36	1,195.33	38.116348	38,116,348.00
6/13/2016	31.34	1,194.57	38.116348	38,116,348.00
6/14/2016	31.53	1,201.81	38.116348	38,116,348.00
6/15/2016	31.23	1,190.37	38.116348	38,116,348.00
6/16/2016	31.59	1,204.10	38.116348	38,116,348.00
6/17/2016	31.71	1,208.67	38.116348	38,116,348.00
6/20/2016	31.76	1,210.58	38.116348	38,116,348.00
6/21/2016	32.70	1,246.40	38.116348	38,116,348.00
6/22/2016	32.84	1,251.74	38.116348	38,116,348.00
6/23/2016	32.52	1,239.54	38.116348	38,116,348.00
6/24/2016	32.27	1,230.01	38.116348	38,116,348.00



6/27/2016	32.46	1,237.26	38.116348	38,116,348.00
6/28/2016	32.43	1,236.11	38.116348	38,116,348.00
6/29/2016	32.47	1,237.64	38.116348	38,116,348.00
6/30/2016	33.49	1,296.17	38.703277	38,703,277.00
7/1/2016	33.68	1,303.53	38.703277	38,703,277.00
7/5/2016	33.81	1,308.56	38.703277	38,703,277.00
7/6/2016	33.79	1,307.78	38.703277	38,703,277.00
7/7/2016	33.21	1,285.34	38.703277	38,703,277.00
7/8/2016	33.67	1,303.14	38.703277	38,703,277.00
7/11/2016	33.89	1,311.65	38.703277	38,703,277.00
7/12/2016	33.67	1,303.14	38.703277	38,703,277.00
7/13/2016	33.90	1,312.04	38.703277	38,703,277.00
7/14/2016	33.83	1,309.33	38.703277	38,703,277.00
7/15/2016	33.90	1,312.04	38.703277	38,703,277.00
7/18/2016	33.96	1,314.36	38.703277	38,703,277.00
7/19/2016	34.20	1,323.65	38.703277	38,703,277.00
7/20/2016	34.24	1,325.20	38.703277	38,703,277.00
7/21/2016	34.45	1,333.33	38.703277	38,703,277.00
7/22/2016	35.21	1,362.74	38.703277	38,703,277.00
7/25/2016	34.89	1,350.36	38.703277	38,703,277.00
7/26/2016	34.72	1,343.78	38.703277	38,703,277.00
7/27/2016	34.60	1,339.13	38.703277	38,703,277.00
7/28/2016	34.68	1,342.23	38.703277	38,703,277.00
7/29/2016	34.85	1,348.81	38.703277	38,703,277.00
8/1/2016	34.91	1,353.53	38.772031	38,772,031.00
8/2/2016	34.66	1,343.84	38.772031	38,772,031.00
8/3/2016	34.50	1,337.64	38.772031	38,772,031.00
8/4/2016	34.58	1,340.74	38.772031	38,772,031.00
8/5/2016	34.60	1,341.51	38.772031	38,772,031.00
8/8/2016	34.56	1,339.96	38.772031	38,772,031.00
8/9/2016	34.83	1,350.43	38.772031	38,772,031.00
8/10/2016	34.72	1,346.16	38.772031	38,772,031.00
8/11/2016	34.59	1,341.12	38.772031	38,772,031.00
8/12/2016	34.78	1,348.49	38.772031	38,772,031.00
8/15/2016	34.14	1,323.68	38.772031	38,772,031.00
8/16/2016	33.59	1,302.35	38.772031	38,772,031.00
8/17/2016	33.77	1,309.33	38.772031	38,772,031.00
8/18/2016	34.57	1,340.35	38.772031	38,772,031.00
8/19/2016	33.98	1,317.47	38.772031	38,772,031.00
8/22/2016	34.41	1,334.15	38.772031	38,772,031.00
8/23/2016	34.28	1,329.11	38.772031	38,772,031.00
8/24/2016	34.36	1,332.21	38.772031	38,772,031.00
8/25/2016	34.78	1,348.49	38.772031	38,772,031.00
8/26/2016	34.11	1,322.51	38.772031	38,772,031.00
8/29/2016	34.33	1,331.04	38.772031	38,772,031.00
8/30/2016	34.07	1,320.96	38.772031	38,772,031.00
8/31/2016	34.24	1,327.55	38.772031	38,772,031.00
9/1/2016	34.32	1,330.66	38.772031	38,772,031.00
9/2/2016	34.89	1,352.76	38.772031	38,772,031.00
9/6/2016	35.31	1,369.04	38.772031	38,772,031.00
9/7/2016	35.69	1,383.77	38.772031	38,772,031.00
9/8/2016	35.74	1,385.71	38.772031	38,772,031.00
9/9/2016	34.33	1,331.04	38.772031	38,772,031.00
9/12/2016	35.02	1,357.80	38.772031	38,772,031.00
9/13/2016	34.32	1,330.66	38.772031	38,772,031.00



9/14/2016	34.17	1,324.84	38.772031	38,772,031.00
9/15/2016	34.33	1,331.04	38.772031	38,772,031.00
9/16/2016	34.89	1,352.76	38.772031	38,772,031.00
9/19/2016	35.32	1,369.43	38.772031	38,772,031.00
9/20/2016	35.24	1,366.33	38.772031	38,772,031.00
9/21/2016	35.90	1,391.92	38.772031	38,772,031.00
9/22/2016	36.36	1,409.75	38.772031	38,772,031.00
9/23/2016	36.13	1,400.83	38.772031	38,772,031.00
9/26/2016	35.86	1,390.37	38.772031	38,772,031.00
9/27/2016	35.46	1,374.86	38.772031	38,772,031.00
9/28/2016	35.29	1,368.26	38.772031	38,772,031.00
9/29/2016	34.90	1,353.14	38.772031	38,772,031.00
9/30/2016	34.59	1,356.78	39.224553	39,224,553.00
10/3/2016	34.26	1,343.83	39.224553	39,224,553.00
10/4/2016	33.46	1,312.45	39.224553	39,224,553.00
10/5/2016	33.43	1,311.28	39.224553	39,224,553.00
10/6/2016	33.57	1,316.77	39.224553	39,224,553.00
10/7/2016	33.30	1,306.18	39.224553	39,224,553.00
10/10/2016	33.77	1,324.61	39.224553	39,224,553.00
10/11/2016	33.35	1,308.14	39.224553	39,224,553.00
10/12/2016	33.82	1,326.57	39.224553	39,224,553.00
10/13/2016	33.78	1,325.01	39.224553	39,224,553.00
10/14/2016	33.49	1,313.63	39.224553	39,224,553.00
10/17/2016	33.90	1,329.71	39.224553	39,224,553.00
10/18/2016	34.20	1,341.48	39.224553	39,224,553.00
10/19/2016	34.95	1,370.90	39.224553	39,224,553.00
10/20/2016	34.70	1,361.09	39.224553	39,224,553.00
10/21/2016	35.00	1,372.86	39.224553	39,224,553.00
10/24/2016	35.35	1,386.59	39.224553	39,224,553.00
10/25/2016	35.20	1,380.70	39.224553	39,224,553.00
10/26/2016	35.00	1,372.86	39.224553	39,224,553.00
10/27/2016	35.20	1,380.70	39.224553	39,224,553.00
10/28/2016	35.25	1,382.67	39.224553	39,224,553.00
10/31/2016	35.95	1,411.69	39.268205	39,268,205.00
11/1/2016	35.20	1,382.24	39.268205	39,268,205.00
11/2/2016	34.70	1,362.61	39.268205	39,268,205.00
11/3/2016	34.60	1,358.68	39.268205	39,268,205.00
11/4/2016	34.05	1,337.08	39.268205	39,268,205.00
11/7/2016	35.45	1,392.06	39.268205	39,268,205.00
11/8/2016	35.65	1,399.91	39.268205	39,268,205.00
11/9/2016	36.00	1,413.66	39.268205	39,268,205.00
11/10/2016	35.10	1,378.31	39.268205	39,268,205.00
11/11/2016	36.75	1,443.11	39.268205	39,268,205.00
11/14/2016	36.40	1,429.36	39.268205	39,268,205.00
11/15/2016	36.80	1,445.07	39.268205	39,268,205.00
11/16/2016	37.20	1,460.78	39.268205	39,268,205.00
11/17/2016	36.95	1,450.96	39.268205	39,268,205.00
11/18/2016	37.20	1,460.78	39.268205	39,268,205.00
11/21/2016	37.55	1,474.52	39.268205	39,268,205.00
11/22/2016	38.50	1,511.83	39.268205	39,268,205.00
11/23/2016	38.15	1,498.08	39.268205	39,268,205.00
11/25/2016	38.95	1,529.50	39.268205	39,268,205.00
11/28/2016	39.45	1,549.13	39.268205	39,268,205.00
11/29/2016	39.10	1,535.39	39.268205	39,268,205.00
11/30/2016	38.35	1,505.94	39.268205	39,268,205.00

12/1/2016	38.10	1,496.12	39.268205	39,268,205.00
12/2/2016	38.45	1,509.86	39.268205	39,268,205.00
12/5/2016	38.80	1,523.61	39.268205	39,268,205.00
12/6/2016	38.90	1,527.53	39.268205	39,268,205.00
12/7/2016	39.25	1,541.28	39.268205	39,268,205.00
12/8/2016	40.85	1,604.11	39.268205	39,268,205.00
12/9/2016	41.70	1,637.48	39.268205	39,268,205.00
12/12/2016	39.40	1,547.17	39.268205	39,268,205.00
12/13/2016	41.40	1,625.70	39.268205	39,268,205.00
12/14/2016	40.60	1,594.29	39.268205	39,268,205.00
12/15/2016	41.55	1,631.59	39.268205	39,268,205.00
12/16/2016	41.30	1,621.78	39.268205	39,268,205.00
12/19/2016	41.30	1,621.78	39.268205	39,268,205.00
12/20/2016	41.55	1,631.59	39.268205	39,268,205.00
12/21/2016	40.65	1,596.25	39.268205	39,268,205.00
12/22/2016	40.85	1,604.11	39.268205	39,268,205.00
12/23/2016	40.95	1,608.03	39.268205	39,268,205.00
12/27/2016	41.15	1,615.89	39.268205	39,268,205.00
12/28/2016	40.75	1,600.18	39.268205	39,268,205.00
12/29/2016	41.05	1,611.96	39.268205	39,268,205.00
12/30/2016	40.80	1,602.14	39.268205	39,268,205.00
1/3/2017	39.70	1,562.12	39.348136	39,348,136.00
1/4/2017	40.65	1,599.50	39.348136	39,348,136.00
1/5/2017	40.10	1,577.86	39.348136	39,348,136.00
1/6/2017	39.85	1,568.02	39.348136	39,348,136.00
1/9/2017	38.75	1,524.74	39.348136	39,348,136.00
1/10/2017	38.75	1,524.74	39.348136	39,348,136.00
1/11/2017	38.60	1,518.84	39.348136	39,348,136.00
1/12/2017	37.95	1,493.26	39.348136	39,348,136.00
1/13/2017	38.40	1,510.97	39.348136	39,348,136.00
1/17/2017	38.25	1,505.07	39.348136	39,348,136.00
1/18/2017	38.35	1,509.00	39.348136	39,348,136.00
1/19/2017	37.65	1,481.46	39.348136	39,348,136.00
1/20/2017	37.65	1,481.46	39.348136	39,348,136.00
1/23/2017	37.40	1,471.62	39.348136	39,348,136.00
1/24/2017	38.35	1,509.00	39.348136	39,348,136.00
1/25/2017	38.50	1,514.90	39.348136	39,348,136.00
1/26/2017	38.35	1,509.00	39.348136	39,348,136.00
1/27/2017	38.15	1,501.13	39.348136	39,348,136.00
1/30/2017	37.40	1,471.62	39.348136	39,348,136.00
1/31/2017	37.85	1,489.33	39.348136	39,348,136.00
2/1/2017	37.45	1,473.59	39.348136	39,348,136.00
2/2/2017	37.90	1,491.29	39.348136	39,348,136.00
2/3/2017	38.90	1,530.64	39.348136	39,348,136.00
2/6/2017	37.90	1,491.29	39.348136	39,348,136.00
2/7/2017	38.15	1,501.13	39.348136	39,348,136.00
2/8/2017	38.10	1,499.16	39.348136	39,348,136.00
2/9/2017	38.05	1,497.20	39.348136	39,348,136.00
2/10/2017	38.65	1,523.23	39.410825	39,410,825.00
2/13/2017	38.25	1,507.46	39.410825	39,410,825.00
2/14/2017	38.15	1,503.52	39.410825	39,410,825.00
2/15/2017	37.90	1,493.67	39.410863	39,410,863.00
2/16/2017	38.05	1,499.58	39.410863	39,410,863.00
2/17/2017	37.75	1,487.76	39.410863	39,410,863.00
2/21/2017	38.15	1,503.52	39.410863	39,410,863.00

2/22/2017	37.85	1,491.70	39.410863	39,410,863.00
2/23/2017	37.95	1,495.64	39.410863	39,410,863.00
2/24/2017	38.25	1,507.47	39.410863	39,410,863.00
2/27/2017	38.25	1,507.47	39.410863	39,410,863.00
2/28/2017	37.60	1,481.85	39.410863	39,410,863.00
3/1/2017	38.25	1,507.47	39.410863	39,410,863.00
3/2/2017	38.50	1,517.32	39.410863	39,410,863.00
3/3/2017	37.95	1,495.64	39.410863	39,410,863.00
3/6/2017	37.70	1,485.79	39.410863	39,410,863.00
3/7/2017	37.70	1,485.79	39.410863	39,410,863.00
3/8/2017	36.58	1,441.45	39.410863	39,410,863.00
3/9/2017	36.20	1,426.67	39.410863	39,410,863.00
3/10/2017	36.60	1,442.44	39.410863	39,410,863.00
3/13/2017	36.40	1,434.56	39.410863	39,410,863.00
3/14/2017	36.00	1,418.79	39.410863	39,410,863.00
3/15/2017	36.85	1,452.29	39.410863	39,410,863.00
3/16/2017	36.40	1,434.56	39.410863	39,410,863.00
3/17/2017	36.55	1,440.47	39.410863	39,410,863.00
3/20/2017	36.15	1,424.70	39.410863	39,410,863.00
3/21/2017	36.00	1,418.79	39.410863	39,410,863.00
3/22/2017	36.00	1,418.79	39.410863	39,410,863.00
3/23/2017	36.35	1,432.58	39.410863	39,410,863.00
3/24/2017	37.65	1,483.82	39.410863	39,410,863.00
3/27/2017	38.25	1,507.47	39.410863	39,410,863.00
3/28/2017	38.20	1,505.49	39.410863	39,410,863.00
3/29/2017	38.10	1,501.55	39.410863	39,410,863.00
3/30/2017	38.15	1,503.52	39.410863	39,410,863.00
3/31/2017	37.90	1,495.87	39.468804	39,468,804.00
4/3/2017	38.25	1,509.68	39.468804	39,468,804.00
4/4/2017	37.95	1,497.84	39.468804	39,468,804.00
4/5/2017	37.80	1,491.92	39.468804	39,468,804.00
4/6/2017	37.90	1,495.87	39.468804	39,468,804.00
4/7/2017	37.90	1,495.87	39.468804	39,468,804.00
4/10/2017	37.95	1,495.64	39.410863	39,410,863.00
4/11/2017	38.35	1,511.41	39.410863	39,410,863.00
4/12/2017	38.25	1,507.47	39.410863	39,410,863.00
4/13/2017	37.85	1,491.70	39.410863	39,410,863.00
4/17/2017	38.40	1,513.38	39.410863	39,410,863.00
4/18/2017	38.70	1,525.20	39.410863	39,410,863.00
4/19/2017	38.45	1,515.35	39.410863	39,410,863.00
4/20/2017	38.85	1,531.11	39.410863	39,410,863.00
4/21/2017	39.15	1,542.94	39.410863	39,410,863.00
4/24/2017	39.55	1,558.70	39.410863	39,410,863.00
4/25/2017	39.65	1,562.64	39.410863	39,410,863.00
4/26/2017	40.15	1,582.35	39.410863	39,410,863.00
4/27/2017	40.00	1,576.43	39.410863	39,410,863.00
4/28/2017	39.50	1,556.73	39.410863	39,410,863.00
5/1/2017	39.30	1,552.49	39.503539	39,503,539.00
5/2/2017	39.50	1,560.39	39.503539	39,503,539.00
5/3/2017	38.60	1,524.84	39.503539	39,503,539.00
5/4/2017	38.30	1,512.99	39.503539	39,503,539.00
5/5/2017	38.35	1,514.96	39.503539	39,503,539.00
5/8/2017	38.15	1,507.06	39.503539	39,503,539.00
5/9/2017	37.50	1,481.38	39.503539	39,503,539.00
5/10/2017	37.55	1,483.36	39.503539	39,503,539.00

5/11/2017	37.25	1,471.51	39.503539	39,503,539.00
5/12/2017	37.30	1,473.48	39.503539	39,503,539.00
5/15/2017	37.50	1,481.38	39.503539	39,503,539.00
5/16/2017	37.15	1,467.56	39.503539	39,503,539.00
5/17/2017	36.95	1,459.66	39.503539	39,503,539.00
5/18/2017	37.05	1,463.61	39.503539	39,503,539.00
5/19/2017	37.55	1,483.36	39.503539	39,503,539.00
5/22/2017	38.00	1,501.13	39.503539	39,503,539.00
5/23/2017	38.90	1,536.69	39.503539	39,503,539.00
5/24/2017	39.50	1,560.39	39.503539	39,503,539.00
5/25/2017	39.85	1,574.22	39.503539	39,503,539.00
5/26/2017	39.70	1,568.29	39.503539	39,503,539.00
5/30/2017	39.70	1,568.29	39.503539	39,503,539.00
5/31/2017	39.95	1,578.17	39.503539	39,503,539.00
6/1/2017	40.20	1,588.04	39.503539	39,503,539.00
6/2/2017	40.80	1,611.74	39.503539	39,503,539.00
6/5/2017	40.40	1,595.94	39.503539	39,503,539.00
6/6/2017	40.20	1,588.04	39.503539	39,503,539.00
6/7/2017	40.75	1,609.77	39.503539	39,503,539.00
6/8/2017	40.80	1,611.74	39.503539	39,503,539.00
6/9/2017	41.60	1,643.35	39.503539	39,503,539.00
6/12/2017	41.50	1,639.40	39.503539	39,503,539.00
6/13/2017	41.55	1,641.37	39.503539	39,503,539.00
6/14/2017	41.35	1,633.47	39.503539	39,503,539.00
6/15/2017	41.45	1,637.42	39.503539	39,503,539.00
6/16/2017	41.45	1,637.42	39.503539	39,503,539.00
6/19/2017	41.25	1,629.52	39.503539	39,503,539.00
6/20/2017	40.90	1,615.69	39.503539	39,503,539.00
6/21/2017	40.65	1,605.82	39.503539	39,503,539.00
6/22/2017	41.30	1,631.50	39.503539	39,503,539.00
6/23/2017	40.90	1,615.69	39.503539	39,503,539.00
6/26/2017	40.95	1,617.67	39.503539	39,503,539.00
6/27/2017	40.25	1,590.02	39.503539	39,503,539.00
6/28/2017	40.35	1,593.97	39.503539	39,503,539.00
6/29/2017	39.95	1,578.17	39.503539	39,503,539.00
6/30/2017	39.60	1,566.38	39.555076	39,555,076.00
7/3/2017	39.75	1,572.31	39.555076	39,555,076.00
7/5/2017	39.55	1,564.40	39.555076	39,555,076.00
7/6/2017	39.15	1,548.58	39.555076	39,555,076.00
7/7/2017	39.45	1,560.45	39.555076	39,555,076.00
7/10/2017	39.10	1,546.60	39.555076	39,555,076.00
7/11/2017	39.20	1,550.56	39.555076	39,555,076.00
7/12/2017	39.70	1,570.34	39.555076	39,555,076.00
7/13/2017	39.25	1,552.54	39.555076	39,555,076.00
7/14/2017	39.45	1,560.45	39.555076	39,555,076.00
7/17/2017	39.50	1,562.43	39.555076	39,555,076.00
7/18/2017	39.45	1,560.45	39.555076	39,555,076.00
7/19/2017	39.75	1,572.31	39.555076	39,555,076.00
7/20/2017	40.30	1,594.07	39.555076	39,555,076.00
7/21/2017	40.65	1,607.91	39.555076	39,555,076.00
7/24/2017	39.95	1,580.23	39.555076	39,555,076.00
7/25/2017	40.13	1,587.15	39.555076	39,555,076.00
7/26/2017	40.05	1,584.18	39.555076	39,555,076.00
7/27/2017	40.25	1,592.09	39.555076	39,555,076.00
7/28/2017	40.30	1,594.07	39.555076	39,555,076.00

7/31/2017	40.45	1,600.10	39.557391	39,557,391.00
8/1/2017	40.40	1,598.12	39.557391	39,557,391.00
8/2/2017	40.25	1,592.18	39.557391	39,557,391.00
8/3/2017	40.65	1,608.01	39.557391	39,557,391.00
8/4/2017	40.45	1,600.10	39.557391	39,557,391.00
8/7/2017	40.50	1,602.07	39.557391	39,557,391.00
8/8/2017	41.95	1,659.43	39.557391	39,557,391.00
8/9/2017	40.95	1,619.88	39.557391	39,557,391.00
8/10/2017	41.60	1,645.59	39.557391	39,557,391.00
8/11/2017	41.20	1,629.76	39.557391	39,557,391.00
8/14/2017	42.10	1,665.37	39.557391	39,557,391.00
8/15/2017	41.90	1,657.45	39.557391	39,557,391.00
8/16/2017	42.00	1,661.41	39.557391	39,557,391.00
8/17/2017	41.45	1,639.65	39.557391	39,557,391.00
8/18/2017	41.45	1,639.65	39.557391	39,557,391.00
8/21/2017	42.00	1,661.41	39.557391	39,557,391.00
8/22/2017	42.30	1,673.28	39.557391	39,557,391.00
8/23/2017	41.95	1,659.43	39.557391	39,557,391.00
8/24/2017	41.70	1,649.54	39.557391	39,557,391.00
8/25/2017	41.90	1,657.45	39.557391	39,557,391.00
8/28/2017	41.85	1,655.48	39.557391	39,557,391.00
8/29/2017	41.80	1,653.50	39.557391	39,557,391.00
8/30/2017	41.30	1,633.72	39.557391	39,557,391.00
8/31/2017	41.80	1,653.50	39.557391	39,557,391.00
9/1/2017	42.05	1,663.39	39.557391	39,557,391.00
9/5/2017	41.85	1,655.48	39.557391	39,557,391.00
9/6/2017	42.05	1,663.39	39.557391	39,557,391.00
9/7/2017	42.65	1,687.12	39.557391	39,557,391.00
9/8/2017	42.80	1,693.06	39.557391	39,557,391.00
9/11/2017	43.20	1,708.88	39.557391	39,557,391.00
9/12/2017	42.10	1,665.37	39.557391	39,557,391.00
9/13/2017	42.15	1,667.34	39.557391	39,557,391.00
9/14/2017	42.60	1,685.14	39.557391	39,557,391.00
9/15/2017	43.00	1,700.97	39.557391	39,557,391.00
9/18/2017	42.90	1,697.01	39.557391	39,557,391.00
9/19/2017	43.05	1,702.95	39.557391	39,557,391.00
9/20/2017	42.95	1,698.99	39.557391	39,557,391.00
9/21/2017	43.00	1,700.97	39.557391	39,557,391.00
9/22/2017	42.80	1,693.06	39.557391	39,557,391.00
9/25/2017	43.15	1,706.90	39.557391	39,557,391.00
9/26/2017	43.35	1,714.81	39.557391	39,557,391.00
9/27/2017	44.05	1,742.50	39.557391	39,557,391.00
9/28/2017	44.30	1,752.39	39.557391	39,557,391.00
9/29/2017	43.35	1,714.81	39.557391	39,557,391.00
10/2/2017	44.45	1,758.33	39.557391	39,557,391.00
10/3/2017	44.35	1,754.37	39.557391	39,557,391.00
10/4/2017	44.75	1,770.19	39.557391	39,557,391.00
10/5/2017	44.85	1,774.15	39.557391	39,557,391.00
10/6/2017	44.80	1,772.17	39.557391	39,557,391.00
10/9/2017	44.40	1,756.35	39.557391	39,557,391.00
10/10/2017	45.20	1,787.99	39.557391	39,557,391.00
10/11/2017	45.25	1,789.97	39.557391	39,557,391.00
10/12/2017	45.45	1,797.88	39.557391	39,557,391.00
10/13/2017	45.30	1,791.95	39.557391	39,557,391.00
10/16/2017	45.10	1,784.04	39.557391	39,557,391.00



10/17/2017	45.25	1,789.97	39.557391	39,557,391.00
10/18/2017	45.80	1,811.73	39.557391	39,557,391.00
10/19/2017	45.95	1,817.66	39.557391	39,557,391.00
10/20/2017	46.35	1,833.49	39.557391	39,557,391.00
10/23/2017	46.15	1,825.57	39.557391	39,557,391.00
10/24/2017	46.10	1,823.60	39.557391	39,557,391.00
10/25/2017	46.00	1,819.64	39.557391	39,557,391.00
10/26/2017	46.20	1,827.55	39.557391	39,557,391.00
10/27/2017	46.90	1,855.24	39.557391	39,557,391.00
10/30/2017	45.75	1,809.75	39.557391	39,557,391.00
10/31/2017	45.95	1,817.66	39.557391	39,557,391.00
11/1/2017	45.70	1,807.78	39.557491	39,557,491.00
11/2/2017	46.70	1,847.33	39.557491	39,557,491.00
11/3/2017	46.10	1,823.60	39.557491	39,557,491.00
11/6/2017	45.90	1,815.69	39.557491	39,557,491.00
11/7/2017	45.90	1,815.69	39.557491	39,557,491.00
11/8/2017	45.90	1,815.69	39.557491	39,557,491.00
11/9/2017	45.80	1,811.73	39.557491	39,557,491.00
11/10/2017	45.60	1,803.82	39.557491	39,557,491.00
11/13/2017	45.90	1,815.69	39.557491	39,557,491.00
11/14/2017	46.85	1,853.27	39.557491	39,557,491.00
11/15/2017	45.60	1,803.82	39.557491	39,557,491.00
11/16/2017	45.85	1,813.71	39.557491	39,557,491.00
11/17/2017	45.95	1,817.67	39.557491	39,557,491.00
11/20/2017	45.85	1,813.71	39.557491	39,557,491.00
11/21/2017	46.95	1,857.22	39.557491	39,557,491.00
11/22/2017	46.45	1,837.45	39.557491	39,557,491.00
11/24/2017	46.65	1,845.36	39.557491	39,557,491.00
11/27/2017	46.95	1,857.22	39.557491	39,557,491.00
11/28/2017	47.75	1,888.87	39.557491	39,557,491.00
11/29/2017	48.40	1,914.58	39.557491	39,557,491.00
11/30/2017	48.30	1,910.63	39.557491	39,557,491.00
12/1/2017	47.90	1,894.80	39.557491	39,557,491.00
12/4/2017	47.65	1,884.91	39.557491	39,557,491.00
12/5/2017	46.75	1,849.31	39.557491	39,557,491.00
12/6/2017	47.25	1,869.09	39.557491	39,557,491.00
12/7/2017	47.20	1,867.11	39.557491	39,557,491.00
12/8/2017	46.75	1,849.31	39.557491	39,557,491.00
12/11/2017	46.40	1,835.47	39.557491	39,557,491.00
12/12/2017	45.45	1,797.89	39.557491	39,557,491.00
12/13/2017	45.75	1,809.76	39.557491	39,557,491.00
12/14/2017	44.90	1,776.13	39.557491	39,557,491.00
12/15/2017	45.80	1,811.73	39.557491	39,557,491.00
12/18/2017	45.35	1,793.93	39.557491	39,557,491.00
12/19/2017	44.35	1,754.37	39.557491	39,557,491.00
12/20/2017	44.30	1,752.40	39.557491	39,557,491.00
12/21/2017	44.05	1,742.51	39.557491	39,557,491.00
12/22/2017	44.40	1,756.35	39.557491	39,557,491.00
12/26/2017	44.05	1,742.51	39.557491	39,557,491.00
12/27/2017	44.55	1,762.29	39.557491	39,557,491.00
12/28/2017	45.00	1,780.09	39.557491	39,557,491.00
12/29/2017	44.45	1,758.33	39.557491	39,557,491.00
1/2/2018	43.80	1,732.62	39.557491	39,557,491.00
1/3/2018	43.05	1,702.95	39.557491	39,557,491.00
1/4/2018	42.70	1,689.10	39.557491	39,557,491.00

1/5/2018	42.80	1,693.06	39.557491	39,557,491.00
1/8/2018	42.40	1,677.24	39.557491	39,557,491.00
1/9/2018	41.10	1,625.81	39.557491	39,557,491.00
1/10/2018	40.80	1,613.95	39.557491	39,557,491.00
1/11/2018	41.50	1,641.64	39.557491	39,557,491.00
1/12/2018	41.35	1,635.70	39.557491	39,557,491.00
1/16/2018	42.15	1,667.35	39.557491	39,557,491.00
1/17/2018	42.35	1,675.26	39.557491	39,557,491.00
1/18/2018	41.55	1,643.61	39.557491	39,557,491.00
1/19/2018	42.05	1,663.39	39.557491	39,557,491.00
1/22/2018	41.85	1,655.48	39.557491	39,557,491.00
1/23/2018	42.65	1,687.13	39.557491	39,557,491.00
1/24/2018	42.10	1,665.37	39.557491	39,557,491.00
1/25/2018	42.60	1,685.15	39.557491	39,557,491.00
1/26/2018	41.80	1,653.50	39.557491	39,557,491.00
1/29/2018	41.70	1,649.55	39.557491	39,557,491.00
1/30/2018	42.20	1,669.33	39.557491	39,557,491.00
1/31/2018	42.60	1,685.15	39.557491	39,557,491.00
2/1/2018	42.35	1,675.26	39.557491	39,557,491.00
2/2/2018	42.00	1,661.41	39.557491	39,557,491.00
2/5/2018	40.40	1,598.12	39.557491	39,557,491.00
2/6/2018	39.93	1,579.33	39.557491	39,557,491.00
2/7/2018	40.15	1,588.23	39.557491	39,557,491.00
2/8/2018	39.95	1,580.32	39.557491	39,557,491.00
2/9/2018	41.30	1,633.72	39.557491	39,557,491.00
2/12/2018	40.95	1,619.88	39.557491	39,557,491.00
2/13/2018	41.65	1,647.57	39.557491	39,557,491.00
2/14/2018	40.60	1,606.03	39.557491	39,557,491.00
2/15/2018	41.55	1,643.61	39.557491	39,557,491.00
2/16/2018	42.05	1,663.39	39.557491	39,557,491.00
2/20/2018	41.35	1,635.70	39.557491	39,557,491.00
2/21/2018	40.95	1,622.71	39.626594	39,626,594.00
2/22/2018	40.90	1,620.73	39.626594	39,626,594.00
2/23/2018	42.00	1,664.32	39.626594	39,626,594.00
2/26/2018	41.50	1,644.50	39.626594	39,626,594.00
2/27/2018	40.75	1,614.78	39.626594	39,626,594.00
2/28/2018	39.80	1,577.14	39.626594	39,626,594.00



**Docket No. EL18-\_\_\_\_\_**  
**Volume 4A**  
**Section 6**

Start Date	End Date	ALE-US	LNT-US	BKH-US	EE-US	HE-US	IDA-US	NWE-US	OGE-US	PNM-US	Average
1/1/2013	2/28/2018	225,471	1,234,588	340,200	183,198	541,118	239,788	288,226	1,082,723	543,715	519,892
1/1/2014	2/28/2018	243,353	1,306,472	374,149	186,865	577,052	236,025	310,809	1,123,874	564,814	547,046
1/1/2015	2/28/2018	251,162	1,382,363	416,721	194,145	457,816	233,233	341,033	1,159,329	603,963	559,974
1/1/2016	2/28/2018	242,903	1,425,776	454,999	207,364	473,327	222,322	350,152	1,135,767	605,395	568,667
1/1/2017	2/28/2018	235,687	1,328,091	442,758	206,506	456,277	204,436	372,704	1,082,173	620,489	549,902
		[1]	[1]	[1]	[1]	[1]	[1]	[1]	[1]	[1]	
		ALE-US	LNT-US	BKH-US	EE-US	HE-US	IDA-US	NWE-US	OGE-US	PNM-US	
		VOLUME	VOLUME	VOLUME	VOLUME	VOLUME	VOLUME	VOLUME	VOLUME	VOLUME	
1/2/2013		301,137	1,238,540	453,153	315,836	441,700	359,177	282,341	895,244	1,052,907	
1/3/2013		251,115	776,468	171,207	213,126	247,189	317,624	182,409	1,559,452	378,655	
1/4/2013		327,366	764,262	227,072	294,445	301,002	287,690	132,366	751,770	559,713	
1/7/2013		155,880	911,290	156,625	146,417	248,500	148,613	75,221	694,162	364,356	
1/8/2013		138,444	859,522	229,046	304,184	246,934	169,960	119,907	752,648	704,974	
1/9/2013		161,008	703,248	178,622	175,337	211,426	141,771	131,197	623,948	561,240	
1/10/2013		155,742	781,556	124,607	117,666	293,037	107,705	166,860	615,056	495,151	
1/11/2013		134,905	884,792	174,317	130,767	185,891	124,938	149,485	610,636	492,745	
1/14/2013		229,555	672,888	119,864	254,735	240,973	96,554	111,117	534,582	355,892	
1/15/2013		280,248	711,020	254,673	218,532	223,977	129,303	120,663	524,966	431,891	
1/16/2013		124,461	795,614	148,537	113,167	176,574	75,235	123,641	624,506	1,167,495	
1/17/2013		151,200	994,232	251,438	420,121	189,938	116,771	79,278	710,948	876,596	
1/18/2013		106,507	900,740	267,182	383,379	168,867	125,287	123,665	422,066	340,862	
1/22/2013		109,937	1,141,962	514,236	151,603	252,359	109,609	133,534	795,210	649,210	
1/23/2013		212,764	848,868	234,038	190,975	216,789	413,419	145,470	481,562	397,720	
1/24/2013		230,576	1,035,406	272,836	229,037	278,006	514,493	183,377	724,420	383,791	
1/25/2013		126,949	1,228,044	227,245	119,931	300,688	270,452	118,054	1,084,620	426,376	
1/28/2013		265,722	1,238,780	333,977	125,083	228,745	232,138	151,756	675,836	672,331	
1/29/2013		248,676	1,549,768	381,473	177,631	539,732	227,665	155,291	1,403,734	435,257	
1/30/2013		182,750	1,608,944	258,080	145,889	344,073	291,291	79,183	855,832	394,236	
1/31/2013		146,728	1,084,050	378,776	262,701	378,671	213,319	226,984	805,908	393,547	
2/1/2013		193,837	1,147,040	287,768	147,851	331,006	187,423	255,999	746,954	372,896	
2/4/2013		105,735	702,450	350,420	121,679	344,901	349,163	119,314	623,170	549,994	
2/5/2013		155,991	949,002	355,872	91,501	547,379	201,146	99,538	665,058	401,904	
2/6/2013		92,257	1,356,408	181,056	54,958	202,715	221,221	72,525	1,896,356	374,104	
2/7/2013		70,407	456,822	170,221	66,926	570,352	118,589	190,783	460,378	269,060	
2/8/2013		65,714	495,972	137,763	52,037	418,264	93,850	127,238	471,646	407,235	
2/11/2013		62,906	530,144	122,645	74,860	660,650	85,982	123,495	629,910	377,382	
2/12/2013		134,876	643,436	172,050	214,691	214,107	82,937	134,285	898,420	425,368	
2/13/2013		120,885	874,582	193,155	204,406	234,101	145,185	326,120	603,706	268,107	
2/14/2013		85,259	1,191,670	139,608	127,562	232,910	82,006	218,937	928,620	211,697	
2/15/2013		138,479	1,364,088	209,750	218,420	473,145	145,742	190,333	497,866	1,098,259	
2/19/2013		262,820	1,558,044	269,441	262,548	612,865	151,087	264,446	789,432	1,013,038	
2/20/2013		258,795	947,462	348,253	245,607	453,666	191,894	223,604	496,170	831,614	
2/21/2013		181,354	1,102,238	170,864	327,209	384,624	164,448	245,411	690,024	408,447	
2/22/2013		209,677	808,748	243,404	198,262	232,718	348,841	126,099	596,740	317,440	
2/25/2013		368,848	1,016,614	219,324	217,585	276,325	219,923	305,414	960,796	355,893	
2/26/2013		236,383	1,043,798	125,332	174,686	315,061	117,052	239,246	1,548,184	595,637	
2/27/2013		118,161	692,762	110,314	117,993	209,812	184,790	185,064	2,456,450	509,682	
2/28/2013		146,149	1,141,338	174,976	133,247	471,888	243,406	230,995	2,333,380	690,306	
3/1/2013		169,740	1,647,608	315,503	194,361	827,670	333,864	275,017	2,243,644	959,838	
3/4/2013		112,456	696,796	238,963	166,308	581,558	205,018	213,198	1,213,734	1,047,780	
3/5/2013		140,331	962,702	226,768	189,386	463,624	161,723	186,775	1,160,238	722,458	
3/6/2013		116,226	817,530	138,988	134,496	235,889	129,017	125,540	1,277,986	631,814	
3/7/2013		70,644	1,078,884	142,877	150,823	323,601	114,401	135,222	784,074	616,728	
3/8/2013		71,951	1,316,844	138,481	167,672	239,642	109,124	116,162	937,388	434,316	
3/11/2013		68,335	671,712	135,681	117,709	312,971	196,033	79,626	1,048,838	371,588	
3/12/2013		91,006	662,230	111,063	240,754	204,412	104,964	118,035	1,284,796	679,104	
3/13/2013		90,765	703,216	199,493	108,294	242,069	100,730	154,639	807,484	288,700	
3/14/2013		110,415	721,224	180,852	169,425	248,158	115,844	152,387	1,105,408	418,633	
3/15/2013		262,083	960,398	450,769	314,336	424,344	379,230	291,565	5,463,150	1,647,494	
3/18/2013		101,298	628,934	301,494	154,262	363,613	86,438	200,110	1,998,908	567,190	
3/19/2013		81,892	1,012,588	161,610	209,594	1,702,592	104,883	132,269	1,345,058	491,227	
3/20/2013		87,432	749,446	188,357	102,676	5,682,136	156,093	102,995	1,121,700	287,444	
3/21/2013		109,090	554,348	152,468	178,564	490,576	110,073	148,111	1,675,448	378,413	
3/22/2013		193,555	805,638	122,441	164,732	310,841	102,627	102,963	803,410	255,935	
3/25/2013		100,626	528,810	135,077	314,574	354,067	128,646	89,664	972,000	311,161	
3/26/2013		114,842	504,198	134,025	337,718	320,160	103,301	158,948	1,184,946	240,554	

3/27/2013	147,710	548,948	178,062	192,727	334,692	108,604	186,295	755,628	316,793
3/28/2013	174,203	918,198	299,561	208,458	311,081	236,239	292,301	1,439,004	394,790
4/1/2013	134,484	645,374	182,123	203,747	272,992	170,513	174,329	654,666	330,025
4/2/2013	126,018	574,230	193,373	195,936	267,637	231,675	96,561	898,874	430,721
4/3/2013	103,713	1,045,240	209,167	264,107	404,906	362,241	115,832	1,825,540	433,203
4/4/2013	123,595	751,040	184,357	235,121	260,277	155,836	105,460	1,343,782	436,459
4/5/2013	206,832	1,023,640	131,930	154,779	355,895	194,456	111,017	709,606	286,975
4/8/2013	85,886	648,342	203,240	270,866	458,307	167,547	85,467	800,466	296,548
4/9/2013	92,847	843,316	110,224	248,841	268,631	209,971	84,274	753,254	290,245
4/10/2013	153,415	984,140	197,948	218,658	873,713	160,673	151,396	932,708	453,137
4/11/2013	90,160	720,378	184,563	156,512	361,699	138,284	108,814	690,430	374,220
4/12/2013	64,507	727,878	205,754	196,612	294,110	85,484	146,202	832,448	330,985
4/15/2013	494,411	1,056,288	472,078	367,352	508,852	268,808	167,247	1,554,398	626,540
4/16/2013	329,404	789,798	299,580	217,155	392,662	178,706	176,168	631,640	450,014
4/17/2013	245,705	1,096,106	297,445	330,201	526,500	210,164	139,905	835,602	491,775
4/18/2013	188,772	1,078,414	218,399	272,239	489,434	204,549	152,236	1,039,402	502,997
4/19/2013	136,910	347,072	228,436	360,878	210,490	173,199	184,121	697,370	311,619
4/22/2013	130,695	457,504	142,027	179,630	204,115	106,123	101,912	893,648	382,512
4/23/2013	187,721	1,508,784	352,158	266,971	245,180	107,014	111,134	821,370	422,493
4/24/2013	118,713	638,650	125,991	248,063	910,072	123,756	108,176	451,084	224,047
4/25/2013	171,979	1,577,170	121,034	440,483	358,743	176,614	100,904	537,698	294,444
4/26/2013	155,751	660,154	216,207	140,551	175,970	143,744	146,172	706,498	280,955
4/29/2013	183,334	1,175,958	147,773	166,787	221,617	340,275	111,741	987,794	608,717
4/30/2013	103,543	1,696,652	203,101	221,563	361,459	262,109	125,583	1,157,466	465,894
5/1/2013	243,558	887,422	287,379	261,542	265,000	371,208	310,410	1,637,234	536,320
5/2/2013	99,125	524,992	292,911	365,947	398,959	282,558	192,203	1,218,936	405,758
5/3/2013	291,665	1,175,412	281,456	235,432	278,095	366,644	186,224	1,318,324	439,388
5/6/2013	90,197	1,477,416	185,719	254,892	304,660	161,655	129,502	1,023,628	524,626
5/7/2013	115,544	1,064,644	263,467	254,807	315,167	305,840	161,512	1,294,348	362,969
5/8/2013	104,586	654,310	149,766	227,229	354,338	284,033	209,563	824,266	506,402
5/9/2013	224,418	694,184	221,161	123,738	372,694	129,139	87,743	1,732,978	568,391
5/10/2013	195,479	523,748	301,107	194,237	194,254	209,954	68,142	505,890	463,390
5/13/2013	122,033	813,436	238,330	179,028	269,626	414,065	109,992	813,950	198,958
5/14/2013	143,959	913,554	198,829	221,311	258,339	291,890	237,267	755,760	463,344
5/15/2013	117,755	966,576	168,699	188,657	392,187	194,205	187,946	621,172	448,131
5/16/2013	75,786	396,030	139,192	92,285	283,568	168,704	157,090	446,124	367,410
5/17/2013	113,710	706,872	346,233	136,701	375,154	178,757	230,670	447,950	507,903
5/20/2013	82,131	650,228	232,373	129,857	445,847	195,316	169,379	494,016	509,725
5/21/2013	202,654	862,510	127,857	114,760	340,164	156,429	152,820	720,858	525,346
5/22/2013	124,890	950,302	207,632	150,300	434,542	599,572	195,377	827,222	462,216
5/23/2013	129,331	1,200,724	451,893	137,101	558,995	642,465	190,725	941,906	602,593
5/24/2013	74,349	881,800	172,546	106,170	345,196	350,139	89,992	329,692	678,902
5/28/2013	228,981	655,390	170,061	174,793	281,662	219,210	159,582	553,928	604,608
5/29/2013	125,368	1,131,200	165,795	141,754	754,170	267,843	315,961	983,756	567,672
5/30/2013	146,748	1,410,600	147,272	181,256	408,241	352,107	238,209	468,540	625,475
5/31/2013	253,422	839,170	160,974	178,266	454,355	243,433	524,072	675,422	431,055
6/3/2013	288,242	1,148,612	334,432	249,324	432,078	434,968	390,472	709,662	635,987
6/4/2013	294,155	1,301,870	267,471	99,511	1,020,968	436,407	219,162	690,128	483,645
6/5/2013	134,426	932,598	240,575	70,276	880,218	289,733	180,559	1,140,746	428,888
6/6/2013	148,703	1,143,762	212,751	178,108	650,607	410,825	147,156	975,632	650,569
6/7/2013	126,929	885,910	148,416	94,975	566,927	422,176	116,525	826,650	679,683
6/10/2013	115,137	592,812	100,279	147,905	797,468	322,608	112,074	313,846	472,998
6/11/2013	105,428	942,586	130,417	132,421	647,346	422,335	152,579	459,792	306,579
6/12/2013	103,666	387,906	115,569	198,211	694,301	299,776	170,925	1,044,348	379,960
6/13/2013	80,958	391,470	110,563	105,554	604,511	166,154	134,795	876,106	601,178
6/14/2013	108,786	622,818	91,194	81,027	414,960	207,375	194,918	1,304,752	455,403
6/17/2013	148,933	504,608	89,225	130,639	368,804	272,578	187,319	688,442	389,159
6/18/2013	129,902	491,644	131,206	106,691	372,837	192,434	201,198	853,104	364,794
6/19/2013	165,765	553,204	111,775	75,350	752,971	234,030	163,039	826,174	335,476
6/20/2013	204,847	1,129,812	190,508	139,652	703,665	303,799	283,162	729,266	553,163
6/21/2013	310,018	1,212,610	377,814	323,754	1,089,330	422,788	491,761	1,056,658	739,177
6/24/2013	147,982	532,756	158,723	199,828	540,514	218,333	338,044	1,032,986	475,650
6/25/2013	278,107	811,598	124,183	249,090	418,450	210,334	179,238	1,743,526	415,960
6/26/2013	173,181	818,300	209,655	175,706	454,017	172,761	244,594	1,336,706	603,491
6/27/2013	148,981	827,518	150,795	109,463	364,371	208,003	188,507	760,806	465,172
6/28/2013	232,898	1,326,492	208,627	244,843	699,986	317,649	413,758	1,281,554	621,474
7/1/2013	139,829	1,386,892	152,799	141,345	449,810	154,924	179,862	748,776	439,052
7/2/2013	80,246	1,012,044	170,833	73,870	432,914	126,914	234,934	710,158	799,793
7/3/2013	29,635	431,840	52,465	30,294	373,506	65,073	89,456	471,876	189,510
7/5/2013	91,662	482,468	95,712	70,892	247,274	154,859	175,753	494,036	484,907

7/8/2013	109,568	639,684	205,260	68,642	536,678	247,829	296,967	548,487	322,972
7/9/2013	113,420	799,018	136,627	126,011	437,885	183,231	236,457	641,937	765,205
7/10/2013	140,896	728,000	221,328	118,844	371,762	303,330	235,879	1,205,137	329,632
7/11/2013	116,695	757,084	148,537	117,821	337,268	213,877	135,259	615,289	342,379
7/12/2013	77,321	931,278	214,858	99,951	295,059	139,301	216,809	446,841	229,084
7/15/2013	115,708	1,216,342	197,551	133,988	391,100	132,379	330,748	478,682	274,212
7/16/2013	95,580	925,888	260,686	106,444	318,707	196,256	186,194	725,767	274,398
7/17/2013	67,570	803,646	110,791	93,708	166,343	135,021	242,665	877,214	407,411
7/18/2013	126,645	525,750	197,603	192,356	239,209	182,906	200,718	524,356	212,749
7/19/2013	77,555	351,432	227,321	175,989	378,024	177,838	142,948	572,261	391,990
7/22/2013	119,621	941,406	188,296	121,540	213,712	114,747	77,721	1,034,062	349,257
7/23/2013	89,169	703,168	247,953	103,267	255,779	128,029	137,384	684,690	215,290
7/24/2013	194,208	947,340	202,922	106,803	196,765	123,026	224,703	842,212	328,125
7/25/2013	153,540	718,020	173,152	192,974	261,258	167,442	581,665	852,016	492,688
7/26/2013	80,399	881,394	122,706	61,797	161,365	96,462	235,047	734,775	159,226
7/29/2013	97,173	1,264,916	143,089	111,878	220,409	122,551	203,292	379,138	301,961
7/30/2013	103,921	1,438,466	180,035	94,899	241,029	123,119	103,898	483,751	281,312
7/31/2013	92,756	1,229,536	205,657	94,569	427,616	186,943	117,853	1,066,101	219,803
8/1/2013	210,742	1,474,686	385,608	76,770	695,832	463,721	126,252	1,588,678	558,511
8/2/2013	95,010	495,386	208,710	94,289	256,612	149,827	101,577	522,753	703,086
8/5/2013	118,739	832,050	206,810	112,654	296,838	295,182	121,891	610,462	631,390
8/6/2013	90,958	584,246	252,106	115,120	184,211	173,050	95,562	684,035	341,490
8/7/2013	209,824	774,406	106,320	161,469	247,784	180,082	157,158	875,532	421,378
8/8/2013	170,581	754,672	138,742	120,809	234,320	125,953	312,023	1,044,749	395,740
8/9/2013	100,530	782,066	130,285	61,971	213,410	143,341	59,443	936,706	303,698
8/12/2013	104,296	821,314	83,615	65,770	263,260	113,191	91,228	573,443	537,361
8/13/2013	104,826	830,200	91,488	62,674	211,497	161,028	160,858	409,874	424,117
8/14/2013	117,831	604,860	88,038	96,408	657,718	168,183	154,539	596,755	357,828
8/15/2013	105,387	967,678	166,301	131,100	384,178	238,300	507,801	582,799	436,076
8/16/2013	164,678	693,148	151,385	128,546	594,874	211,313	310,871	527,431	411,474
8/19/2013	155,878	541,494	142,818	90,117	483,740	158,546	222,824	636,040	445,544
8/20/2013	225,964	739,332	202,578	109,259	283,513	149,065	217,943	1,151,676	721,809
8/21/2013	137,084	882,568	146,618	102,808	338,785	118,526	161,985	687,164	469,063
8/22/2013	135,363	772,014	104,878	84,024	179,437	146,318	142,175	371,900	412,317
8/23/2013	144,625	583,496	129,130	87,145	175,500	229,343	201,565	493,389	466,873
8/26/2013	120,891	823,256	78,877	34,616	249,191	115,512	106,759	346,726	322,085
8/27/2013	137,698	1,139,262	171,766	215,426	281,907	283,592	151,031	396,607	903,154
8/28/2013	167,424	677,024	142,229	93,834	254,662	269,098	116,196	408,982	430,772
8/29/2013	125,274	695,866	130,027	108,138	188,924	143,765	147,663	410,694	371,300
8/30/2013	144,678	931,722	295,333	189,213	522,355	287,235	138,952	644,825	438,427
9/3/2013	131,639	2,001,358	392,929	157,091	883,260	532,192	213,861	1,570,940	744,778
9/4/2013	291,070	2,890,044	212,318	119,842	711,016	619,787	207,471	846,283	508,411
9/5/2013	151,772	1,534,068	123,741	184,083	440,921	439,946	229,114	463,957	317,274
9/6/2013	146,152	2,203,746	212,325	107,935	372,806	238,471	269,119	612,506	385,801
9/9/2013	114,344	874,660	134,423	247,701	285,750	264,038	347,913	528,097	406,015
9/10/2013	209,459	981,924	128,234	224,838	303,475	350,752	310,562	521,802	448,437
9/11/2013	97,367	670,664	190,522	218,501	406,195	204,294	449,714	609,574	388,638
9/12/2013	166,812	488,036	115,957	127,120	220,114	144,225	380,389	612,848	250,803
9/13/2013	280,117	750,488	72,955	155,907	218,418	129,763	285,154	379,040	326,328
9/16/2013	148,980	1,657,152	228,531	198,197	311,146	262,034	236,964	665,504	561,328
9/17/2013	140,512	1,679,762	165,278	97,721	248,383	286,962	354,560	1,131,372	560,566
9/18/2013	178,544	1,348,780	247,744	192,290	377,094	351,325	259,313	965,798	489,363
9/19/2013	128,252	1,530,614	109,974	167,131	180,507	178,088	167,328	725,681	324,926
9/20/2013	342,119	1,881,748	325,051	244,874	573,588	451,104	289,509	1,026,371	766,025
9/23/2013	176,529	1,138,040	169,257	153,927	396,219	180,695	215,047	836,607	375,684
9/24/2013	118,691	1,143,834	202,767	174,497	252,264	196,551	484,874	974,892	277,739
9/25/2013	71,063	822,104	162,198	148,024	160,510	405,209	268,454	534,238	171,463
9/26/2013	139,431	765,326	173,443	81,286	248,764	398,409	131,578	487,715	256,361
9/27/2013	96,210	503,940	132,003	102,436	267,073	533,592	728,759	416,709	308,028
9/30/2013	213,751	1,097,550	167,905	173,971	347,802	269,311	574,641	770,228	807,810
10/1/2013	263,805	1,875,814	337,350	266,439	655,144	445,975	332,870	1,555,920	751,448
10/2/2013	192,155	957,936	237,591	174,079	325,343	156,156	419,754	762,564	300,883
10/3/2013	119,032	1,384,272	242,323	90,221	573,387	298,800	261,160	561,722	391,198
10/4/2013	61,328	492,128	154,681	92,171	357,261	101,201	268,614	627,843	209,712
10/7/2013	66,477	611,640	320,087	84,545	354,803	236,859	239,994	445,886	325,659
10/8/2013	131,535	818,788	253,981	103,463	374,772	199,334	247,652	975,988	254,872
10/9/2013	135,368	694,132	242,507	176,848	370,103	168,956	517,942	626,580	529,220
10/10/2013	188,382	812,390	221,333	133,443	386,170	217,833	244,482	749,068	548,183
10/11/2013	164,389	809,150	164,430	121,662	428,622	166,129	292,905	694,287	431,103
10/14/2013	172,860	757,338	176,754	149,032	473,792	243,065	199,449	605,663	263,200

**Docket No. EL18-\_\_\_\_**  
**Volume 4A**  
**Section 6**

10/15/2013	120,443	672,824	120,703	197,030	479,459	151,874	186,558	613,593	369,880
10/16/2013	101,977	1,174,980	134,048	183,813	264,642	157,460	162,505	627,392	225,918
10/17/2013	143,795	937,194	155,587	168,146	275,334	164,070	187,234	773,315	313,761
10/18/2013	146,928	703,254	194,780	197,498	400,160	355,572	171,549	536,562	369,609
10/21/2013	87,811	753,754	125,334	134,289	337,796	194,575	149,885	599,682	264,153
10/22/2013	150,557	984,266	104,723	147,716	468,078	236,153	136,962	764,998	327,855
10/23/2013	157,186	1,304,774	129,575	224,625	360,537	386,324	210,228	827,888	644,586
10/24/2013	107,336	893,048	108,474	118,406	353,741	216,181	152,073	626,537	444,294
10/25/2013	92,675	681,918	102,440	102,143	458,014	144,367	158,488	825,112	272,598
10/28/2013	134,139	1,221,994	184,145	101,875	608,261	169,164	174,334	974,206	417,045
10/29/2013	79,200	1,201,760	150,187	72,301	392,361	198,915	156,254	557,923	431,520
10/30/2013	138,017	1,113,346	162,220	100,340	338,401	185,729	117,984	692,006	274,627
10/31/2013	125,063	1,554,216	136,282	111,417	643,433	176,008	169,125	777,202	388,060
11/1/2013	344,796	808,242	188,288	186,945	304,432	244,462	172,210	691,244	514,158
11/4/2013	204,580	1,070,614	152,905	148,046	338,870	233,099	156,836	871,264	370,349
11/5/2013	122,342	1,020,014	415,327	75,167	587,247	356,238	246,450	1,354,390	295,184
11/6/2013	75,696	1,053,490	243,098	107,767	305,753	248,817	166,395	1,802,323	251,918
11/7/2013	137,662	1,616,052	214,570	167,923	334,902	273,513	179,169	972,954	369,708
11/8/2013	94,427	1,360,414	244,474	209,535	470,057	228,747	162,583	1,216,500	405,487
11/11/2013	128,221	980,880	239,066	178,357	285,627	248,443	162,203	895,984	439,068
11/12/2013	108,162	921,022	194,293	118,391	420,479	166,982	161,095	986,455	279,869
11/13/2013	86,969	1,621,204	192,190	66,892	348,904	221,662	271,566	492,642	320,494
11/14/2013	66,591	1,268,270	228,747	43,362	196,940	130,552	150,753	803,932	181,797
11/15/2013	114,058	1,411,604	106,447	103,422	242,868	171,460	239,661	450,067	282,224
11/18/2013	140,126	897,706	117,905	168,836	243,830	164,689	229,608	832,617	384,264
11/19/2013	192,799	1,214,200	212,048	113,152	213,572	208,528	179,657	685,287	335,730
11/20/2013	197,006	775,342	132,948	76,333	205,368	197,185	189,830	688,164	218,065
11/21/2013	214,833	889,186	132,101	234,760	197,786	259,330	183,327	778,990	315,680
11/22/2013	135,693	738,828	127,497	128,173	142,479	146,755	133,972	617,597	331,809
11/25/2013	106,891	626,778	103,956	104,499	273,960	203,913	106,521	555,166	247,340
11/26/2013	109,798	1,160,160	120,537	220,759	301,947	342,644	203,803	5,847,024	374,289
11/27/2013	91,071	914,564	88,834	292,790	231,569	208,380	103,467	3,201,625	333,121
11/29/2013	69,365	367,388	82,973	143,455	359,434	274,459	85,104	1,259,038	260,016
12/2/2013	107,019	1,192,208	321,210	208,574	267,101	450,007	185,499	1,642,412	474,981
12/3/2013	130,939	926,102	377,282	176,017	292,211	496,970	172,292	1,150,124	1,110,378
12/4/2013	166,268	909,120	252,000	178,818	275,518	428,283	133,940	1,065,593	463,523
12/5/2013	131,009	582,150	212,341	89,139	269,060	995,349	150,794	1,023,913	422,770
12/6/2013	173,556	491,482	179,810	160,255	371,506	471,310	185,519	753,558	776,196
12/9/2013	208,612	730,332	159,899	134,101	268,022	410,926	182,692	1,056,681	1,136,556
12/10/2013	200,376	1,130,848	198,933	297,807	222,829	369,111	212,680	1,184,370	647,587
12/11/2013	232,553	1,514,892	194,278	278,076	474,592	309,872	238,839	1,047,729	436,357
12/12/2013	154,168	1,009,760	179,521	249,912	272,006	485,131	440,159	709,236	927,117
12/13/2013	144,198	510,158	186,464	157,109	229,874	279,861	166,398	733,476	523,841
12/16/2013	229,791	1,051,820	312,601	261,469	255,664	1,173,914	208,303	1,302,742	354,147
12/17/2013	185,339	845,720	232,002	107,800	287,433	437,843	249,585	1,368,980	511,369
12/18/2013	302,265	1,177,722	228,767	382,577	318,753	605,019	220,568	1,733,685	367,842
12/19/2013	164,304	1,324,360	201,084	196,825	255,855	920,592	207,508	1,403,960	437,758
12/20/2013	525,163	1,901,292	792,432	416,350	528,732	3,705,273	400,083	3,881,055	730,605
12/23/2013	172,741	858,580	254,098	165,964	328,709	436,309	128,556	819,773	377,931
12/24/2013	57,409	475,030	161,821	63,114	85,680	162,330	43,155	312,017	166,736
12/26/2013	141,169	535,812	135,919	255,858	217,640	261,042	100,560	541,531	230,414
12/27/2013	78,742	498,472	106,892	147,759	163,362	281,237	88,073	404,811	236,668
12/30/2013	56,584	583,178	177,097	89,658	219,729	218,780	98,489	721,762	218,257
12/31/2013	122,392	769,104	213,453	233,583	232,801	313,852	184,919	674,444	266,004
1/2/2014	167,749	1,103,324	267,339	107,958	434,639	313,231	198,437	1,338,255	368,084
1/3/2014	206,868	894,340	232,369	116,310	247,295	231,645	95,827	900,449	350,593
1/6/2014	144,152	1,692,696	316,114	153,793	458,958	276,811	123,965	1,712,495	442,429
1/7/2014	234,897	923,040	386,822	152,191	332,683	355,472	150,549	1,166,402	435,907
1/8/2014	161,415	1,417,840	616,863	275,175	664,350	329,405	184,867	2,036,606	505,353
1/9/2014	156,834	1,172,184	447,239	147,573	689,195	343,023	115,156	922,957	375,326
1/10/2014	94,143	976,296	387,059	208,043	426,063	395,403	116,048	787,276	348,560
1/13/2014	134,022	672,862	550,190	436,403	573,997	256,319	104,636	860,650	605,792
1/14/2014	98,002	879,134	427,883	170,561	296,937	189,278	121,295	803,069	416,556
1/15/2014	178,252	905,230	363,425	157,275	367,434	142,889	97,086	688,322	366,955
1/16/2014	77,134	619,188	334,193	135,776	219,525	102,262	95,541	649,896	196,749
1/17/2014	86,717	873,572	1,901,411	198,953	224,483	169,782	274,838	653,601	234,137
1/21/2014	83,026	1,039,704	410,915	106,251	326,047	370,756	156,522	728,739	785,077
1/22/2014	67,927	1,514,166	226,406	66,050	326,090	173,382	139,775	861,024	250,403
1/23/2014	154,118	1,282,270	204,765	122,609	332,602	172,270	131,307	1,140,209	316,633
1/24/2014	128,318	1,364,704	224,270	162,760	403,261	333,739	144,600	1,168,255	413,054



1/27/2014	112,480	975,518	298,827	124,484	323,616	224,389	158,782	1,129,972	414,225
1/28/2014	183,689	916,196	300,936	157,951	255,874	289,104	167,811	750,378	448,922
1/29/2014	187,903	1,026,844	220,763	159,300	491,086	261,058	158,973	930,924	370,056
1/30/2014	125,676	742,274	209,357	126,105	406,930	239,606	261,203	1,028,432	243,106
1/31/2014	189,513	829,206	264,817	215,384	538,638	333,866	159,628	1,148,299	538,434
2/3/2014	245,262	2,100,142	459,058	252,005	1,171,542	608,299	225,987	2,371,411	1,293,643
2/4/2014	110,213	1,667,274	334,841	201,111	945,194	359,734	155,681	1,313,842	806,150
2/5/2014	115,459	1,021,660	277,312	149,621	639,946	331,468	219,568	1,174,211	388,887
2/6/2014	106,201	525,806	273,457	94,986	322,050	188,049	117,254	520,658	338,290
2/7/2014	99,396	550,758	210,355	174,380	267,534	191,991	113,989	1,019,925	372,600
2/10/2014	104,790	671,020	233,254	120,881	371,878	232,580	111,481	566,203	261,577
2/11/2014	164,049	797,076	219,813	78,370	399,980	267,557	76,739	584,487	313,653
2/12/2014	84,459	1,496,926	241,294	115,591	232,046	148,313	82,598	730,375	263,710
2/13/2014	162,517	795,608	186,351	137,759	301,677	247,924	119,119	996,382	258,079
2/14/2014	115,500	790,468	321,330	95,860	720,238	139,222	108,665	776,726	276,493
2/18/2014	198,717	847,200	259,719	127,415	471,131	223,673	130,580	985,451	241,867
2/19/2014	141,888	710,618	296,664	229,162	1,491,772	350,165	199,394	805,865	330,906
2/20/2014	90,940	614,280	156,155	141,023	959,019	476,485	132,592	918,154	276,447
2/21/2014	165,557	767,378	222,561	183,171	733,132	273,555	204,611	1,677,785	357,528
2/24/2014	144,522	948,116	178,327	227,734	512,015	304,834	157,681	1,185,736	282,559
2/25/2014	126,454	956,756	139,412	183,973	494,074	200,094	149,558	1,385,615	245,693
2/26/2014	476,324	949,322	189,193	185,480	449,342	219,977	164,737	1,456,210	312,174
2/27/2014	1,863,531	763,936	127,607	154,778	505,471	250,537	132,243	863,230	266,740
2/28/2014	320,466	824,240	197,580	181,939	401,780	364,436	262,643	842,258	574,856
3/3/2014	273,329	682,930	229,542	166,611	591,388	283,820	286,145	688,020	462,326
3/4/2014	292,845	907,156	272,782	219,206	442,425	495,571	254,862	909,456	592,004
3/5/2014	190,008	467,322	288,122	103,363	568,870	168,630	151,905	869,083	395,075
3/6/2014	317,529	692,280	143,061	67,549	1,447,377	199,315	192,607	723,927	724,722
3/7/2014	417,281	631,748	378,348	105,849	1,468,046	182,594	250,032	675,113	410,500
3/10/2014	220,485	493,746	152,695	139,630	830,880	156,277	127,152	657,943	327,234
3/11/2014	187,464	435,294	210,814	297,305	848,279	174,838	335,025	753,228	522,364
3/12/2014	295,588	1,117,102	221,575	129,248	805,414	295,318	320,231	829,959	527,058
3/13/2014	225,592	762,236	244,849	119,313	780,696	474,554	176,021	1,493,081	668,345
3/14/2014	189,118	800,984	210,002	104,098	829,812	335,104	150,912	990,664	629,217
3/17/2014	245,523	915,064	237,186	111,410	524,036	281,057	139,008	730,132	327,321
3/18/2014	219,978	838,126	280,633	321,460	482,025	307,621	196,867	902,921	662,762
3/19/2014	331,938	670,696	150,093	211,245	714,522	317,788	285,613	944,854	661,277
3/20/2014	187,406	1,556,660	145,014	220,057	530,606	200,795	153,016	505,891	344,935
3/21/2014	680,282	2,037,338	658,186	275,139	1,684,265	445,756	250,756	1,604,987	1,059,915
3/24/2014	273,458	1,324,694	246,874	141,258	619,706	188,913	157,971	679,256	404,152
3/25/2014	252,695	830,224	161,827	164,679	667,261	218,403	154,550	857,754	296,979
3/26/2014	252,583	2,421,206	254,084	231,298	666,788	287,529	129,497	607,185	357,155
3/27/2014	301,614	1,194,780	159,132	270,788	483,665	181,261	143,804	819,213	278,390
3/28/2014	135,110	678,742	166,907	108,921	634,431	134,109	85,389	690,538	216,074
3/31/2014	218,892	1,138,694	232,424	130,517	785,723	410,620	127,485	635,545	437,581
4/1/2014	156,471	1,047,652	248,281	145,749	775,647	241,886	141,401	1,869,187	635,454
4/2/2014	157,596	896,120	268,155	97,076	7,218,715	211,069	162,847	1,332,250	288,400
4/3/2014	161,163	646,124	166,312	53,522	2,840,663	177,072	111,860	745,423	245,795
4/4/2014	203,774	887,498	228,752	105,468	2,579,076	260,471	179,827	1,319,767	405,553
4/7/2014	188,304	1,969,612	216,613	135,262	2,792,664	195,244	150,480	1,533,883	374,772
4/8/2014	171,770	2,386,530	279,090	97,005	2,160,898	453,144	94,937	1,872,075	288,481
4/9/2014	135,254	1,137,010	288,801	111,853	1,314,111	743,235	123,492	1,813,729	294,290
4/10/2014	407,685	1,265,280	282,170	93,372	1,126,624	376,074	224,570	933,929	367,462
4/11/2014	221,341	2,014,628	367,752	134,432	780,470	212,759	133,007	1,567,445	653,877
4/14/2014	291,527	1,187,710	389,527	120,263	1,875,869	344,649	170,393	916,402	500,358
4/15/2014	297,410	1,189,000	304,194	87,479	1,518,694	317,574	172,603	1,218,306	455,545
4/16/2014	191,148	619,672	256,836	70,134	1,063,759	187,146	83,869	871,574	442,435
4/17/2014	220,426	1,219,290	1,005,234	88,578	1,470,822	171,165	245,832	682,727	244,139
4/21/2014	234,474	568,238	254,232	120,754	742,208	135,586	68,927	535,218	236,068
4/22/2014	290,285	841,558	219,381	106,311	778,475	521,879	100,443	734,266	272,482
4/23/2014	138,678	983,242	245,085	131,341	636,131	227,272	129,291	671,248	334,092
4/24/2014	152,758	1,435,308	164,074	86,831	563,429	303,855	99,627	627,496	433,517
4/25/2014	142,434	2,052,064	226,514	118,989	822,594	233,548	208,638	900,861	892,162
4/28/2014	254,973	1,828,682	164,142	157,945	837,730	239,853	137,590	676,456	812,567
4/29/2014	229,702	904,762	165,958	344,205	903,112	205,638	174,612	912,433	914,055
4/30/2014	467,565	1,188,954	175,222	132,634	3,241,392	266,184	125,417	1,427,760	490,823
5/1/2014	278,752	1,588,438	300,549	139,093	1,963,899	422,942	213,647	1,468,247	764,322
5/2/2014	221,388	1,618,112	276,108	122,715	1,795,344	270,952	231,360	846,366	487,302
5/5/2014	159,139	1,493,834	204,240	74,164	1,083,977	241,152	188,240	795,567	420,140
5/6/2014	242,749	1,378,340	188,632	140,103	1,695,348	212,477	200,036	875,170	327,705

5/7/2014	203,023	1,265,656	245,500	100,426	1,426,246	205,501	220,984	874,595	1,593,149
5/8/2014	158,154	1,253,570	239,598	118,819	1,238,130	357,283	138,175	1,371,660	1,229,619
5/9/2014	161,623	951,650	157,085	103,130	861,838	187,996	185,120	823,851	572,571
5/12/2014	262,697	872,564	162,711	138,048	1,212,240	280,519	463,501	765,608	629,760
5/13/2014	256,239	935,246	222,135	174,569	837,459	334,337	156,357	820,593	520,936
5/14/2014	194,259	537,826	204,987	141,944	1,085,322	259,266	148,535	510,202	433,998
5/15/2014	184,673	836,872	298,002	158,913	1,109,343	226,817	103,760	966,010	542,042
5/16/2014	186,641	725,080	166,253	117,766	714,534	136,398	142,434	648,506	400,467
5/19/2014	173,494	799,668	261,079	92,423	1,065,329	171,410	121,765	729,804	492,291
5/20/2014	288,360	871,370	300,654	202,935	734,218	274,275	228,920	697,796	630,838
5/21/2014	191,562	651,684	193,002	150,742	487,376	179,654	130,132	1,435,183	338,756
5/22/2014	172,738	712,768	108,487	96,206	455,964	127,480	100,117	1,321,864	307,456
5/23/2014	269,522	693,718	146,404	273,707	478,603	186,843	133,524	858,224	275,377
5/27/2014	309,581	538,964	142,674	163,444	557,777	202,442	108,557	1,190,920	300,622
5/28/2014	261,638	891,220	131,976	169,305	988,936	164,798	320,987	1,107,451	294,393
5/29/2014	181,155	597,380	94,944	135,471	433,571	128,058	88,285	455,600	206,968
5/30/2014	220,454	965,718	118,634	221,699	608,379	222,397	118,463	740,933	250,673
6/2/2014	234,091	732,680	150,499	122,339	742,683	168,392	191,725	463,624	272,346
6/3/2014	247,635	954,498	220,900	150,736	812,294	275,131	212,110	543,138	621,878
6/4/2014	196,363	440,998	101,340	62,737	726,319	205,276	104,607	1,105,848	318,513
6/5/2014	261,551	503,864	183,160	89,581	1,462,151	251,078	135,542	631,774	261,805
6/6/2014	153,346	643,096	162,819	127,234	577,330	161,809	155,538	530,499	187,434
6/9/2014	154,116	888,868	115,273	190,615	489,722	190,103	179,130	418,598	158,689
6/10/2014	186,521	643,634	201,080	118,199	721,020	235,356	172,229	413,312	144,547
6/11/2014	200,787	882,416	98,521	99,778	565,071	152,804	383,304	459,361	154,285
6/12/2014	338,881	607,274	121,911	207,269	577,877	185,887	334,862	589,177	417,970
6/13/2014	150,837	595,352	102,498	85,531	546,462	185,328	113,224	388,022	147,011
6/16/2014	170,362	807,946	115,343	97,959	767,883	195,795	204,583	731,284	270,618
6/17/2014	224,112	1,070,954	207,915	106,271	1,079,849	264,939	239,918	1,020,324	374,014
6/18/2014	266,467	780,374	137,589	126,005	1,121,240	168,370	123,672	652,235	409,351
6/19/2014	172,301	913,446	134,143	71,374	794,299	159,711	119,184	748,433	311,666
6/20/2014	424,736	1,382,530	355,149	328,983	1,187,791	425,600	447,292	779,067	843,852
6/23/2014	159,351	1,291,284	129,997	147,453	1,318,087	163,823	311,898	753,278	295,059
6/24/2014	271,829	572,376	235,321	147,616	666,975	250,923	229,794	893,077	406,853
6/25/2014	222,090	902,464	159,044	255,895	607,822	182,097	147,955	729,081	497,185
6/26/2014	185,946	955,548	132,937	129,690	1,087,165	212,140	153,424	868,355	153,453
6/27/2014	434,896	1,117,676	279,686	265,621	1,045,663	633,742	224,373	2,340,551	790,586
6/30/2014	300,967	1,053,792	217,305	213,313	1,385,048	429,142	204,416	1,187,309	623,518
7/1/2014	234,296	1,450,784	385,130	305,250	884,220	363,919	235,139	1,593,878	659,995
7/2/2014	328,336	1,123,628	166,986	196,248	879,711	176,311	280,845	1,061,524	364,524
7/3/2014	206,303	572,804	100,802	96,004	926,243	114,373	213,794	573,148	321,751
7/7/2014	127,952	767,826	258,924	187,748	481,343	122,517	354,653	704,667	312,002
7/8/2014	193,817	969,258	261,253	144,129	649,645	303,973	204,723	643,363	334,808
7/9/2014	187,937	1,004,710	243,837	188,806	483,810	142,033	181,281	496,814	225,731
7/10/2014	189,193	916,948	253,214	125,820	632,893	196,486	187,008	446,403	243,494
7/11/2014	181,447	1,092,666	257,856	170,202	441,398	126,267	139,211	651,017	196,175
7/14/2014	159,942	1,756,282	246,003	151,207	966,939	174,154	107,994	985,970	329,590
7/15/2014	214,155	1,290,236	235,686	120,808	668,743	113,929	116,381	463,008	317,763
7/16/2014	251,471	1,467,158	263,929	92,787	992,480	245,737	147,001	918,554	533,715
7/17/2014	140,464	1,103,508	241,393	98,800	838,991	201,456	175,240	831,121	275,879
7/18/2014	188,700	561,200	703,724	128,632	721,464	178,097	177,824	724,037	299,671
7/21/2014	373,084	799,072	260,211	71,107	538,768	149,873	125,289	442,733	180,114
7/22/2014	144,632	998,690	184,555	99,267	662,278	182,869	95,149	518,371	372,919
7/23/2014	135,336	891,714	169,764	82,799	752,932	127,505	96,257	360,675	232,690
7/24/2014	107,395	849,744	568,480	90,729	705,437	215,581	185,427	717,950	195,757
7/25/2014	187,589	934,888	231,513	157,722	953,828	192,015	221,185	578,294	250,616
7/28/2014	159,818	1,197,716	331,329	233,496	1,235,900	292,581	143,796	1,293,526	594,732
7/29/2014	129,668	920,368	245,463	120,786	556,119	195,197	222,540	1,209,489	1,233,838
7/30/2014	187,645	817,910	210,059	136,965	900,127	305,422	152,330	952,923	664,692
7/31/2014	210,572	993,208	277,079	191,727	1,177,595	438,782	195,632	922,161	523,153
8/1/2014	299,534	2,043,066	582,443	133,626	1,036,440	358,255	249,087	1,470,505	982,085
8/4/2014	281,323	2,021,570	576,697	219,078	2,016,133	328,812	384,824	1,032,914	1,186,219
8/5/2014	287,979	948,280	202,898	130,797	1,166,213	251,689	217,748	661,153	716,846
8/6/2014	197,575	1,583,494	239,565	194,267	952,929	254,856	218,253	993,284	1,374,428
8/7/2014	93,838	1,677,546	184,981	153,016	716,996	177,417	171,157	1,751,215	716,283
8/8/2014	288,003	1,166,280	196,225	82,648	607,646	172,734	127,192	2,683,179	486,862
8/11/2014	280,058	1,841,496	155,148	103,774	817,021	235,192	161,450	1,158,102	292,063
8/12/2014	136,175	1,121,370	150,014	69,063	627,213	159,515	97,315	622,612	260,004
8/13/2014	132,762	810,042	198,278	135,643	642,303	132,978	66,109	766,188	190,282
8/14/2014	233,348	826,350	114,665	65,519	772,097	175,911	105,036	1,025,100	228,079

8/15/2014	235,958	1,131,878	196,806	135,469	658,690	153,448	170,949	1,509,559	515,198
8/18/2014	130,241	996,048	163,930	81,252	777,995	240,193	180,152	1,067,600	206,590
8/19/2014	147,561	887,104	135,625	95,328	889,782	194,061	116,304	1,379,702	254,205
8/20/2014	133,452	684,682	200,000	84,160	628,234	249,156	123,914	881,188	378,236
8/21/2014	143,695	840,606	169,438	247,699	694,793	246,698	145,180	454,724	249,750
8/22/2014	160,931	846,250	171,368	156,208	870,774	159,591	121,811	575,036	281,001
8/25/2014	158,188	1,108,552	119,028	83,823	714,716	141,140	105,494	531,438	157,634
8/26/2014	104,818	687,366	124,398	223,745	411,434	168,026	131,911	393,963	264,795
8/27/2014	152,277	766,074	99,293	175,633	1,377,259	141,644	123,079	555,483	239,674
8/28/2014	110,383	906,006	100,312	143,741	1,171,363	166,578	62,160	323,231	221,889
8/29/2014	155,955	748,890	111,542	160,460	647,099	159,187	91,391	580,959	187,217
9/2/2014	168,970	1,385,440	206,234	165,925	1,353,619	358,486	153,089	1,161,272	630,128
9/3/2014	217,203	1,104,130	111,090	223,364	752,978	251,543	217,273	414,187	375,542
9/4/2014	344,791	668,550	92,352	126,894	646,396	147,142	144,199	1,176,368	322,558
9/5/2014	101,529	1,410,230	78,440	87,848	789,117	156,791	154,563	612,857	138,928
9/8/2014	99,629	1,013,932	102,457	80,244	747,783	185,020	154,954	497,497	218,284
9/9/2014	175,195	1,435,832	123,771	99,676	701,501	179,902	276,876	430,203	417,622
9/10/2014	99,473	1,197,986	152,764	88,638	997,550	182,679	188,258	407,736	431,888
9/11/2014	95,900	955,764	122,571	56,735	716,950	214,512	145,449	518,037	236,364
9/12/2014	191,684	1,262,960	189,853	113,917	507,819	252,488	135,059	769,635	353,023
9/15/2014	115,663	1,035,046	168,804	170,196	842,925	306,619	168,232	407,978	480,349
9/16/2014	147,627	1,229,602	242,189	233,484	843,705	250,154	163,812	853,720	401,501
9/17/2014	127,354	782,108	241,535	95,144	589,643	163,236	181,616	645,017	189,238
9/18/2014	190,872	2,013,276	166,686	96,494	823,023	109,176	151,174	514,077	219,393
9/19/2014	272,976	2,227,764	376,980	306,331	1,348,500	309,823	373,437	1,912,526	477,860
9/22/2014	232,131	1,222,486	166,376	95,944	1,668,891	145,117	224,290	1,059,651	312,142
9/23/2014	191,550	1,626,684	282,760	157,096	932,166	169,883	202,828	852,014	749,376
9/24/2014	145,832	1,390,488	269,484	92,813	894,594	165,626	176,245	2,151,701	634,790
9/25/2014	198,809	1,925,252	215,947	156,950	750,912	156,559	212,072	2,049,936	609,317
9/26/2014	116,710	1,095,030	208,488	110,405	503,975	191,151	85,854	1,338,788	442,236
9/29/2014	189,363	1,455,068	233,369	92,908	479,483	129,636	107,763	1,016,566	319,739
9/30/2014	222,712	1,351,062	358,618	201,918	833,824	258,683	253,906	1,255,912	632,118
10/1/2014	407,272	2,341,750	441,703	189,281	1,280,984	298,914	393,422	1,289,036	1,239,776
10/2/2014	631,852	1,205,262	229,850	133,299	732,299	166,227	311,103	730,532	321,257
10/3/2014	379,252	1,351,178	208,241	184,521	774,123	149,589	181,004	519,171	383,133
10/6/2014	408,989	883,202	155,038	315,301	475,736	138,872	157,769	941,010	269,790
10/7/2014	330,875	898,068	215,819	313,474	479,019	153,618	137,999	1,237,660	333,989
10/8/2014	395,568	1,406,986	294,952	582,753	967,352	295,727	269,891	1,455,072	610,599
10/9/2014	426,946	870,788	397,091	241,793	594,041	230,342	186,898	1,114,901	397,776
10/10/2014	341,976	1,196,718	229,822	275,422	449,984	391,556	155,984	1,159,160	576,355
10/13/2014	333,657	1,134,030	313,436	306,802	1,155,417	226,996	171,694	1,827,002	271,459
10/14/2014	377,311	1,935,566	274,461	347,454	2,001,090	631,334	284,836	3,393,210	485,295
10/15/2014	376,277	2,033,228	369,109	225,536	1,527,164	433,604	332,145	3,955,524	524,538
10/16/2014	271,500	1,750,958	362,848	200,330	1,293,380	410,442	200,779	2,402,226	658,368
10/17/2014	220,212	829,306	452,636	179,725	1,105,698	256,459	189,403	2,119,300	459,889
10/20/2014	322,282	1,323,816	172,383	171,287	694,465	226,083	262,451	1,952,280	778,270
10/21/2014	299,864	848,832	207,922	152,204	569,976	207,219	151,613	1,024,910	601,726
10/22/2014	279,237	794,974	213,907	265,565	590,124	216,083	138,231	1,165,560	361,199
10/23/2014	244,068	832,348	184,884	214,393	790,842	224,535	208,605	938,515	501,740
10/24/2014	170,435	597,906	153,786	253,668	313,767	157,097	266,984	788,944	361,933
10/27/2014	151,867	878,746	152,288	258,069	481,558	263,588	157,734	902,125	410,692
10/28/2014	198,165	602,208	194,583	306,624	424,866	303,347	364,718	2,125,428	738,074
10/29/2014	194,087	897,076	260,564	204,714	908,843	362,152	147,080	1,456,688	446,790
10/30/2014	161,361	753,858	249,292	396,357	760,462	433,354	162,975	1,106,374	547,879
10/31/2014	252,598	1,296,474	251,578	297,456	625,865	491,836	234,087	1,031,766	596,345
11/3/2014	239,882	779,722	315,793	233,026	488,790	548,073	306,002	1,375,767	541,990
11/4/2014	258,125	819,476	339,674	134,378	785,963	607,032	955,683	1,105,255	429,420
11/5/2014	322,347	700,372	240,091	265,584	552,304	291,350	4,522,237	1,149,793	323,244
11/6/2014	281,837	1,749,974	220,866	194,735	461,808	334,476	855,769	1,906,048	310,897
11/7/2014	194,360	1,570,436	161,269	165,968	1,245,414	220,116	317,158	1,123,224	339,889
11/10/2014	201,571	1,381,212	144,377	128,926	549,976	157,613	267,894	986,434	270,115
11/11/2014	167,850	751,528	168,934	143,299	415,744	148,647	259,438	492,081	207,281
11/12/2014	214,352	1,131,058	221,183	116,146	757,470	134,661	405,164	820,794	346,707
11/13/2014	168,338	1,295,286	108,676	99,553	698,572	161,995	243,709	1,199,828	213,668
11/14/2014	147,661	1,136,588	149,298	260,967	632,208	155,360	318,904	839,996	377,572
11/17/2014	151,432	1,318,548	139,984	193,706	720,494	256,550	192,822	653,420	238,316
11/18/2014	137,939	1,501,064	190,044	159,723	1,253,474	202,763	220,973	1,032,112	367,103
11/19/2014	174,251	850,894	123,465	162,180	562,654	142,981	180,665	733,618	292,313
11/20/2014	123,461	707,556	167,078	116,743	482,190	121,234	143,842	552,936	198,172
11/21/2014	177,095	910,620	196,650	165,187	554,083	198,447	322,788	520,194	325,766



11/24/2014	148,279	966,452	113,633	90,207	581,870	214,728	231,295	495,302	283,940
11/25/2014	120,735	673,072	115,204	205,055	408,533	172,103	207,564	684,445	432,953
11/26/2014	154,663	544,808	81,866	157,319	362,691	140,475	238,363	833,534	268,798
11/28/2014	108,406	522,960	156,015	105,582	580,078	129,042	135,544	938,944	225,122
12/1/2014	188,720	1,537,444	234,722	230,004	1,991,707	221,888	335,009	1,765,848	391,664
12/2/2014	121,481	836,556	153,010	412,308	1,014,000	167,894	205,855	991,671	393,564
12/3/2014	188,039	1,001,740	156,943	189,715	643,058	123,888	255,432	1,071,762	373,640
12/4/2014	272,602	915,874	121,379	183,417	#####	164,741	211,932	1,099,474	299,462
12/5/2014	160,241	964,496	199,198	114,772	3,947,872	143,245	239,446	1,281,936	301,939
12/8/2014	168,048	1,715,026	201,701	141,137	2,903,866	143,718	223,686	1,581,822	366,558
12/9/2014	190,931	1,183,100	212,701	257,273	2,409,632	189,271	349,249	1,115,434	709,947
12/10/2014	463,369	827,068	160,609	524,853	2,152,532	202,570	420,317	1,570,326	604,167
12/11/2014	116,612	806,096	133,903	319,833	1,688,099	180,614	357,565	1,194,155	910,038
12/12/2014	178,732	865,544	181,884	143,822	2,092,186	323,955	255,098	1,519,652	985,479
12/15/2014	251,774	1,490,346	202,773	162,211	1,316,828	253,652	228,334	2,844,633	1,092,679
12/16/2014	232,683	1,147,646	631,941	170,430	1,351,657	375,051	274,443	2,045,654	956,924
12/17/2014	265,286	912,142	379,890	138,789	1,030,557	255,422	390,785	1,190,312	667,176
12/18/2014	203,537	939,694	224,035	120,423	853,778	204,665	276,943	989,809	549,349
12/19/2014	799,871	1,834,290	429,290	382,770	1,574,578	586,299	1,197,195	1,790,656	1,173,681
12/22/2014	179,412	1,508,858	159,654	103,615	1,813,326	179,506	210,423	726,802	302,325
12/23/2014	164,707	1,014,046	137,455	96,727	625,487	123,792	203,856	1,071,902	342,160
12/24/2014	100,615	522,610	273,070	72,528	354,926	146,355	109,920	339,055	201,718
12/26/2014	153,352	666,754	177,514	65,812	712,809	231,037	211,719	492,681	248,457
12/29/2014	222,626	1,856,584	217,421	184,597	775,211	281,979	250,771	869,228	492,310
12/30/2014	177,383	992,580	131,534	143,491	627,897	254,537	163,109	929,143	452,134
12/31/2014	131,090	1,066,540	176,415	216,878	436,544	288,541	269,013	1,052,449	422,517
1/2/2015	206,585	1,011,334	133,897	126,917	939,852	340,284	215,162	1,326,384	487,662
1/5/2015	211,425	1,835,056	234,148	159,877	1,069,336	341,049	321,621	1,280,056	539,675
1/6/2015	227,801	2,481,240	251,014	218,597	1,612,587	283,373	334,830	2,241,983	436,650
1/7/2015	166,067	1,501,748	257,979	95,825	743,209	261,057	403,034	1,830,200	549,475
1/8/2015	270,708	2,024,600	227,494	226,470	1,380,272	346,233	356,642	945,308	813,924
1/9/2015	192,143	1,109,546	222,826	103,890	520,722	193,105	202,951	1,058,650	629,103
1/12/2015	203,284	907,230	261,374	160,186	562,725	165,890	275,590	1,800,296	518,620
1/13/2015	193,868	908,050	263,618	181,887	493,266	172,894	328,589	1,242,961	425,901
1/14/2015	178,912	1,254,576	184,336	119,464	996,917	137,570	189,522	1,297,266	291,598
1/15/2015	152,421	1,692,452	142,961	93,748	483,166	162,548	261,200	1,373,687	617,190
1/16/2015	164,187	2,001,132	139,824	150,388	1,061,143	235,332	243,410	741,220	498,576
1/20/2015	199,401	1,297,732	146,246	328,463	557,767	212,865	226,092	868,367	507,425
1/21/2015	132,039	784,814	102,891	145,207	507,203	305,748	176,824	667,965	691,374
1/22/2015	220,373	881,416	232,897	122,826	395,221	261,537	162,694	1,246,019	428,988
1/23/2015	245,607	773,192	202,968	63,017	366,073	175,518	173,145	776,886	705,874
1/26/2015	158,063	970,726	206,358	65,666	473,571	168,738	230,754	1,335,329	508,345
1/27/2015	171,194	1,163,208	144,608	94,588	341,794	190,279	170,491	1,374,194	674,567
1/28/2015	195,087	1,057,642	255,778	134,403	433,199	207,361	325,293	1,118,672	728,778
1/29/2015	448,583	886,052	283,423	115,417	889,543	257,087	270,794	859,746	531,950
1/30/2015	316,600	915,964	251,228	189,113	587,752	298,103	273,075	1,047,932	711,649
2/2/2015	323,030	1,224,086	275,758	167,116	467,763	266,166	273,379	1,274,586	578,052
2/3/2015	235,037	954,922	570,709	119,403	326,644	251,520	226,601	1,563,967	496,720
2/4/2015	202,853	1,332,468	185,156	128,891	538,733	215,362	224,311	1,119,199	362,437
2/5/2015	210,911	601,896	224,196	90,770	277,499	143,886	151,107	1,032,448	217,476
2/6/2015	275,432	1,172,968	439,575	154,943	487,528	229,540	331,786	1,329,284	484,668
2/9/2015	338,232	1,593,484	305,856	165,233	310,909	312,792	267,050	1,542,706	471,655
2/10/2015	276,287	1,594,248	348,435	104,530	466,445	305,618	229,080	1,032,396	543,560
2/11/2015	240,981	1,184,600	285,230	93,443	444,356	455,699	206,439	1,638,379	345,690
2/12/2015	160,908	1,033,476	223,631	105,155	338,606	241,535	177,349	1,595,429	271,839
2/13/2015	298,311	2,000,040	200,095	129,619	340,363	418,545	200,754	1,274,320	447,691
2/17/2015	297,283	1,883,192	248,869	98,498	576,974	471,631	274,722	1,392,602	454,691
2/18/2015	242,837	1,617,856	257,215	159,802	584,762	301,632	461,758	1,056,638	574,482
2/19/2015	372,690	1,113,344	113,365	118,025	432,781	475,514	223,265	1,518,023	445,293
2/20/2015	260,832	1,222,500	190,231	107,268	433,094	338,834	204,666	1,283,501	334,240
2/23/2015	297,181	1,148,130	127,078	95,279	381,796	405,980	177,177	865,618	467,326
2/24/2015	207,613	1,767,658	261,395	136,532	474,283	181,183	176,594	844,765	376,701
2/25/2015	186,254	1,115,748	380,550	258,990	307,223	205,584	180,967	1,256,115	299,222
2/26/2015	242,120	1,015,048	255,989	148,777	291,931	172,035	168,939	1,742,469	350,952
2/27/2015	696,791	804,194	230,022	175,708	218,294	174,977	271,853	1,867,362	894,923
3/2/2015	352,582	1,348,682	251,382	306,660	515,263	393,323	350,920	1,775,026	540,899
3/3/2015	264,694	882,788	210,469	122,147	286,426	270,339	384,813	2,216,308	690,461
3/4/2015	206,111	794,370	307,727	103,799	255,605	193,034	268,896	1,206,099	424,183
3/5/2015	193,263	1,315,048	120,809	110,417	351,693	221,982	191,321	1,810,101	594,261
3/6/2015	219,060	2,106,960	259,318	134,288	478,638	333,475	273,360	880,072	534,421

Docket No. EL18-\_\_\_\_  
Volume 4A  
Section 6

3/9/2015	238,838	2,191,044	161,994	204,689	597,868	257,489	216,556	1,823,624	504,248
3/10/2015	237,568	1,954,988	201,883	73,540	432,394	231,613	318,968	1,283,453	435,716
3/11/2015	292,039	1,670,848	278,121	210,949	440,193	348,526	301,903	1,542,089	328,376
3/12/2015	207,855	1,408,980	323,793	147,798	345,011	287,319	448,186	1,294,003	384,795
3/13/2015	169,102	1,461,078	306,597	117,942	551,850	221,989	292,986	1,239,040	317,112
3/16/2015	194,338	1,329,180	231,785	85,844	587,428	198,802	278,636	1,028,656	269,586
3/17/2015	245,477	1,359,468	280,327	200,999	391,616	247,562	206,080	928,818	267,438
3/18/2015	215,508	1,551,586	205,911	232,745	691,874	298,105	296,346	770,901	401,767
3/19/2015	330,571	1,416,934	234,971	217,280	601,897	173,820	245,680	608,212	569,284
3/20/2015	559,209	2,717,588	759,153	500,833	1,266,722	858,519	511,717	2,858,938	1,148,150
3/23/2015	334,181	1,009,566	172,309	173,769	415,612	244,905	320,908	755,394	527,460
3/24/2015	361,819	1,137,256	165,211	129,716	474,857	159,978	270,431	713,605	608,614
3/25/2015	305,110	1,425,224	140,332	120,817	386,427	175,625	162,645	1,118,521	829,290
3/26/2015	272,077	1,781,058	135,699	82,183	218,765	146,854	160,348	739,980	563,654
3/27/2015	282,043	1,823,684	125,579	116,931	271,541	136,750	302,161	923,254	474,797
3/30/2015	250,225	1,325,536	127,653	106,825	399,998	189,400	157,307	1,047,963	499,394
3/31/2015	333,697	2,547,700	248,496	213,036	649,096	291,079	266,192	1,461,994	1,165,588
4/1/2015	308,949	1,747,088	147,240	127,474	344,901	223,341	245,322	829,800	482,352
4/2/2015	239,474	1,147,612	191,663	137,986	394,898	176,802	229,080	1,121,598	728,108
4/6/2015	350,261	1,321,006	226,393	87,564	569,664	271,284	223,299	1,413,745	732,134
4/7/2015	222,702	1,381,092	169,634	124,923	239,716	259,533	226,612	1,323,707	664,905
4/8/2015	139,660	1,450,720	133,066	137,824	404,271	185,459	220,348	1,057,366	539,918
4/9/2015	285,089	1,635,158	164,902	80,680	453,656	288,303	165,281	942,029	942,429
4/10/2015	126,176	968,202	106,630	58,074	458,259	181,729	128,378	956,324	544,522
4/13/2015	187,069	1,213,172	107,803	57,515	404,120	216,468	199,324	1,679,578	445,184
4/14/2015	215,229	912,890	124,640	119,599	258,940	105,228	129,736	952,488	499,023
4/15/2015	284,250	1,223,572	114,742	90,853	251,965	210,907	183,507	1,993,126	786,977
4/16/2015	479,465	1,293,056	135,948	87,109	477,783	138,915	208,741	1,356,590	631,013
4/17/2015	344,413	1,134,752	170,152	154,824	307,488	216,416	311,254	1,486,879	688,815
4/20/2015	234,685	1,173,934	133,070	115,867	313,903	167,182	133,878	817,298	699,424
4/21/2015	166,884	924,476	103,927	95,074	283,286	160,224	155,331	1,148,926	683,251
4/22/2015	164,197	889,028	128,604	73,015	259,338	178,122	209,195	703,377	1,419,811
4/23/2015	808,006	1,571,470	113,516	51,900	573,487	176,078	255,245	736,768	903,813
4/24/2015	504,303	836,668	100,553	97,152	407,783	165,702	225,424	818,961	931,961
4/27/2015	390,650	1,346,852	194,184	149,746	787,023	224,512	267,738	1,251,600	522,624
4/28/2015	218,385	1,207,512	180,178	79,689	807,072	175,362	162,785	794,859	515,850
4/29/2015	221,374	856,118	135,211	57,764	318,200	172,985	180,555	1,308,702	415,299
4/30/2015	614,704	2,226,854	266,098	192,065	1,075,673	404,762	248,756	1,712,802	639,457
5/1/2015	277,757	1,453,434	186,468	91,657	392,815	253,155	193,747	794,499	762,615
5/4/2015	316,196	2,048,756	174,109	115,916	459,224	296,324	190,652	781,654	641,990
5/5/2015	396,161	1,299,388	299,174	191,287	729,060	395,140	410,163	1,059,308	793,231
5/6/2015	195,198	839,340	234,959	279,764	410,228	223,154	326,914	1,596,500	661,348
5/7/2015	285,009	1,144,694	295,342	253,887	1,302,197	244,533	198,967	1,363,632	468,914
5/8/2015	412,112	2,431,880	205,974	84,969	1,178,290	200,746	172,100	1,443,482	541,211
5/11/2015	401,954	1,255,412	190,666	75,650	666,021	159,371	209,543	1,086,744	705,523
5/12/2015	356,010	1,080,266	155,062	137,757	961,604	280,576	253,970	1,600,388	701,625
5/13/2015	393,949	1,000,612	237,762	234,159	912,031	151,543	219,498	1,017,946	758,550
5/14/2015	193,694	930,014	188,599	160,022	819,756	188,197	205,290	583,383	1,558,271
5/15/2015	200,940	1,158,318	144,611	352,328	844,376	221,175	243,653	1,011,377	1,466,638
5/18/2015	321,738	1,119,256	132,747	142,986	1,600,671	215,132	196,294	604,932	912,669
5/19/2015	196,504	852,562	267,382	101,019	440,217	165,647	115,273	581,563	677,287
5/20/2015	202,129	616,854	199,247	158,158	319,359	127,495	231,990	710,737	613,308
5/21/2015	244,825	575,852	141,724	210,127	215,963	147,830	129,973	856,310	303,258
5/22/2015	280,288	648,876	107,637	108,649	258,547	87,745	122,938	780,563	347,960
5/26/2015	351,834	1,002,418	227,170	106,767	586,574	187,400	233,909	1,060,631	438,103
5/27/2015	495,209	1,306,926	294,642	105,326	571,634	151,252	253,531	902,412	1,334,859
5/28/2015	495,362	693,574	440,061	125,721	653,130	97,021	284,367	893,226	478,821
5/29/2015	750,526	1,151,406	163,266	153,861	336,885	187,207	242,179	1,121,673	557,796
6/1/2015	287,537	1,267,848	193,833	91,002	345,830	354,150	291,771	1,395,778	523,628
6/2/2015	393,361	2,647,554	196,912	102,534	427,104	289,283	238,333	1,572,328	690,569
6/3/2015	406,639	1,444,630	168,970	129,363	542,692	196,778	406,808	1,533,595	1,011,535
6/4/2015	382,206	1,422,486	188,286	80,199	451,328	167,888	179,666	1,242,249	906,747
6/5/2015	351,976	1,827,214	348,047	150,090	744,643	189,308	352,196	1,152,285	815,220
6/8/2015	448,502	934,934	264,482	316,971	754,425	196,109	219,476	856,370	722,747
6/9/2015	459,751	1,284,836	168,604	154,340	319,935	257,404	373,423	2,368,949	683,114
6/10/2015	400,673	987,168	227,160	224,789	358,944	220,183	2,864,436	1,622,705	587,281
6/11/2015	331,172	1,525,886	203,414	243,608	738,393	163,106	5,111,048	1,506,843	502,077
6/12/2015	244,546	666,130	117,314	146,586	485,119	125,249	1,017,066	618,037	364,509
6/15/2015	338,296	917,252	123,680	100,706	374,417	198,716	585,397	1,305,013	692,408
6/16/2015	228,275	1,204,526	136,560	198,461	310,525	147,643	369,605	751,967	716,958

6/17/2015	256,990	1,106,624	108,904	281,236	365,176	120,585	408,442	884,060	503,690
6/18/2015	211,310	1,402,052	190,683	196,570	350,015	226,121	274,121	793,703	714,962
6/19/2015	425,449	2,195,602	276,747	459,754	1,342,967	289,078	392,049	1,127,539	639,959
6/22/2015	147,089	691,410	107,070	102,562	556,079	141,186	203,796	731,754	488,906
6/23/2015	193,053	1,135,056	124,056	181,866	412,188	158,498	289,922	796,306	540,101
6/24/2015	220,680	959,452	156,752	223,405	535,226	284,718	268,928	997,948	556,032
6/25/2015	492,615	1,059,252	125,259	188,351	420,596	221,548	194,295	592,897	522,516
6/26/2015	490,590	1,019,506	379,687	420,781	565,522	393,403	521,246	1,558,735	853,900
6/29/2015	232,055	1,208,578	185,892	129,244	419,990	190,498	281,267	971,227	636,137
6/30/2015	287,869	1,752,286	256,034	162,853	449,685	289,709	673,802	1,433,404	587,733
7/1/2015	353,922	1,241,774	276,792	130,584	311,391	207,681	435,714	1,094,045	699,038
7/2/2015	225,503	1,427,454	311,636	129,906	490,133	185,956	437,466	1,167,302	320,444
7/6/2015	346,903	1,133,510	440,518	109,326	351,060	247,587	344,998	1,210,994	509,523
7/7/2015	281,043	1,388,152	224,145	213,561	439,517	219,035	436,147	952,320	759,684
7/8/2015	355,110	949,594	266,038	210,415	240,270	238,079	893,367	934,240	620,647
7/9/2015	309,150	802,752	377,181	197,091	248,257	373,086	820,282	646,640	502,113
7/10/2015	216,711	1,074,300	241,617	137,849	385,187	316,548	215,903	559,141	465,145
7/13/2015	176,930	1,121,392	552,515	136,199	305,560	248,716	281,180	865,821	584,829
7/14/2015	256,456	963,842	453,422	86,028	168,201	151,039	236,285	841,213	607,392
7/15/2015	385,106	1,699,774	400,048	147,127	151,579	120,146	218,255	1,381,842	427,355
7/16/2015	399,351	1,234,932	597,971	112,823	266,979	174,646	392,687	1,206,265	628,521
7/17/2015	267,651	1,361,896	606,269	205,838	180,181	167,327	220,427	744,189	670,692
7/20/2015	346,600	561,510	356,254	256,529	166,298	149,307	258,887	610,888	370,248
7/21/2015	159,240	734,436	354,048	109,340	569,370	246,978	344,124	626,127	368,287
7/22/2015	155,053	833,026	292,303	350,016	1,191,478	244,325	275,405	1,005,127	332,014
7/23/2015	302,899	1,148,282	252,761	234,488	352,602	407,238	370,482	873,776	444,034
7/24/2015	563,202	938,234	243,818	167,916	171,460	298,124	370,332	846,948	704,017
7/27/2015	247,381	1,186,658	282,653	295,675	283,668	181,039	612,634	959,160	620,648
7/28/2015	242,246	1,238,294	248,481	113,854	290,432	242,214	415,132	1,330,650	478,010
7/29/2015	243,234	1,220,870	194,980	133,930	230,668	379,934	249,076	836,078	403,736
7/30/2015	282,277	970,064	248,847	161,638	143,168	735,730	284,565	1,390,698	624,908
7/31/2015	305,013	866,302	550,398	238,436	201,387	257,454	360,672	1,280,383	788,978
8/3/2015	209,418	768,246	269,996	134,393	194,389	270,188	234,958	1,173,379	566,758
8/4/2015	318,805	805,828	285,552	142,271	162,983	285,312	269,746	1,261,786	404,034
8/5/2015	401,829	1,109,170	308,065	157,297	266,603	207,375	174,829	1,575,289	435,286
8/6/2015	230,160	3,701,698	399,868	136,026	354,377	233,566	498,188	925,442	502,293
8/7/2015	372,006	2,373,698	252,912	198,189	187,835	277,332	165,791	991,966	360,699
8/10/2015	266,786	1,271,580	325,791	112,404	231,669	332,516	191,490	1,113,588	438,645
8/11/2015	289,678	1,301,630	260,362	90,774	221,962	132,120	173,050	1,060,255	341,332
8/12/2015	209,173	1,592,772	463,310	84,915	163,203	179,653	260,094	1,066,503	466,183
8/13/2015	349,152	1,617,682	392,412	219,937	123,791	155,954	206,823	1,069,062	536,201
8/14/2015	171,387	1,642,028	292,328	102,047	282,586	178,615	209,771	550,181	700,046
8/17/2015	209,566	1,944,172	292,525	107,220	285,000	235,408	170,993	1,495,478	751,464
8/18/2015	152,907	1,168,542	234,797	128,682	132,710	158,913	382,742	1,017,181	456,376
8/19/2015	151,207	1,517,802	284,369	112,781	220,493	227,362	647,275	1,190,654	403,654
8/20/2015	175,752	1,197,176	324,033	171,752	206,341	269,579	396,587	1,353,089	378,912
8/21/2015	295,469	1,571,134	407,517	224,074	269,518	445,926	491,222	1,088,104	579,919
8/24/2015	281,125	2,026,934	415,254	234,542	442,587	531,054	767,811	2,250,595	958,682
8/25/2015	301,976	2,495,344	280,754	289,206	846,891	366,807	497,747	2,676,668	913,997
8/26/2015	235,665	1,695,182	423,174	134,145	582,356	284,584	447,757	1,418,674	584,715
8/27/2015	269,312	1,902,122	197,888	139,208	287,129	221,130	565,150	1,351,619	517,868
8/28/2015	146,455	1,311,114	254,077	192,049	341,969	174,484	337,625	1,179,485	683,843
8/31/2015	312,968	1,442,808	252,411	176,574	427,483	230,912	270,742	1,884,890	733,184
9/1/2015	235,592	1,497,942	326,598	188,991	408,847	227,263	263,697	1,646,457	731,239
9/2/2015	272,004	1,632,494	293,390	202,503	312,920	177,916	344,547	1,985,729	830,743
9/3/2015	152,394	1,188,332	218,189	188,040	259,348	168,631	344,991	1,085,570	417,884
9/4/2015	161,911	1,190,538	202,861	119,849	253,922	232,636	262,703	946,469	464,895
9/8/2015	196,513	1,171,632	237,174	127,720	243,488	301,874	264,438	934,640	607,463
9/9/2015	249,005	1,209,808	187,847	119,186	611,146	207,213	320,827	1,248,172	557,122
9/10/2015	199,725	984,280	172,381	102,992	568,881	188,663	512,490	986,473	461,060
9/11/2015	160,219	985,840	258,182	70,779	229,298	153,818	435,505	737,295	361,598
9/14/2015	97,652	1,018,666	230,945	271,872	262,772	130,145	179,186	590,572	416,656
9/15/2015	101,072	712,056	186,312	114,962	488,677	416,158	233,630	856,301	389,007
9/16/2015	119,764	1,002,716	202,779	209,492	324,872	286,399	260,816	1,261,202	614,998
9/17/2015	143,695	1,100,986	212,998	131,156	418,201	188,032	226,460	935,030	601,352
9/18/2015	404,184	1,775,642	459,702	262,598	671,809	822,783	400,754	1,243,119	743,874
9/21/2015	111,500	942,258	209,406	96,366	231,895	197,849	263,260	631,823	322,642
9/22/2015	173,647	774,224	158,322	141,607	247,531	216,527	136,639	1,158,464	459,959
9/23/2015	203,432	1,096,790	230,497	159,472	227,343	196,441	124,351	820,115	321,630
9/24/2015	181,816	1,085,786	286,936	121,683	222,799	350,765	294,825	1,184,122	641,774

9/25/2015	250,920	881,670	386,995	157,482	287,674	366,164	290,429	1,061,105	813,940
9/28/2015	330,835	1,265,014	226,713	114,655	316,279	277,680	360,462	1,023,100	1,303,543
9/29/2015	252,523	1,315,952	340,785	113,527	342,177	244,071	257,824	1,274,194	1,352,149
9/30/2015	290,524	1,696,290	385,585	136,094	618,899	349,901	959,132	1,550,416	945,140
10/1/2015	309,126	1,453,518	425,479	164,991	331,423	326,135	777,372	1,884,238	871,419
10/2/2015	245,684	1,800,636	293,356	119,754	284,501	199,951	265,383	911,694	523,585
10/5/2015	141,405	1,363,020	276,654	112,044	244,726	244,191	357,339	1,409,661	606,575
10/6/2015	146,225	1,165,530	385,480	109,403	207,104	336,650	307,062	1,304,911	469,285
10/7/2015	230,398	954,024	397,009	143,696	345,684	235,497	474,541	1,237,168	595,007
10/8/2015	189,525	743,498	248,753	141,696	698,138	224,688	385,015	771,586	720,014
10/9/2015	140,836	829,816	230,277	91,958	444,376	237,423	208,782	1,007,570	573,825
10/12/2015	198,667	818,624	168,122	169,788	620,009	302,530	300,963	867,098	1,056,902
10/13/2015	222,669	1,502,118	179,009	101,054	167,299	344,539	336,765	1,086,832	484,681
10/14/2015	154,723	1,248,660	138,632	191,644	129,156	256,791	234,395	799,360	339,055
10/15/2015	186,816	1,082,642	264,599	139,379	267,532	360,324	169,656	844,018	859,400
10/16/2015	232,002	1,033,126	195,968	112,633	179,748	879,186	278,456	822,630	970,103
10/19/2015	407,610	818,752	190,102	86,509	109,999	318,469	213,699	1,301,072	509,314
10/20/2015	311,300	911,316	172,656	94,828	163,844	175,266	382,269	657,725	492,401
10/21/2015	174,396	735,602	109,185	112,537	238,515	266,222	574,947	793,078	549,909
10/22/2015	257,805	837,148	175,669	88,954	503,687	366,042	375,135	774,107	294,797
10/23/2015	217,467	1,009,576	215,877	85,705	489,095	254,845	495,499	892,971	332,522
10/26/2015	236,598	842,632	290,257	103,066	361,517	248,023	359,185	890,119	795,635
10/27/2015	332,284	943,916	290,455	173,375	392,962	280,133	217,390	882,564	984,403
10/28/2015	452,382	1,037,324	312,546	243,812	463,156	727,811	419,685	1,353,025	784,044
10/29/2015	152,550	1,412,020	214,364	305,976	152,827	417,317	226,801	899,705	646,160
10/30/2015	247,612	1,678,362	804,267	253,513	356,347	226,063	277,923	1,009,692	859,505
11/2/2015	218,914	1,112,098	300,385	297,611	144,341	386,589	341,086	1,267,983	737,445
11/3/2015	444,333	905,394	330,826	310,483	236,700	246,382	383,405	2,249,281	690,077
11/4/2015	182,457	833,522	273,281	268,389	387,037	190,537	465,648	1,829,229	537,174
11/5/2015	141,945	1,139,792	216,712	203,275	78,568	193,852	201,049	1,688,627	341,637
11/6/2015	237,781	2,495,146	237,103	267,986	305,121	462,660	314,968	3,348,092	861,827
11/9/2015	179,366	1,789,074	186,679	204,255	226,696	507,782	244,343	2,167,357	766,191
11/10/2015	197,646	1,527,332	212,852	325,804	423,706	267,930	302,758	1,714,839	593,801
11/11/2015	264,978	1,127,698	163,038	219,604	362,828	378,900	218,292	855,505	477,249
11/12/2015	167,398	1,358,944	204,477	208,530	229,353	230,183	201,119	852,215	679,367
11/13/2015	96,846	1,736,808	148,177	133,031	212,121	284,186	212,246	697,885	656,543
11/16/2015	121,841	1,266,756	114,863	285,111	150,284	266,390	169,479	1,255,931	546,012
11/17/2015	362,860	931,956	3,118,025	191,253	187,930	210,092	191,159	1,032,363	899,019
11/18/2015	223,606	934,998	6,544,818	148,434	408,823	238,545	232,312	1,390,694	704,583
11/19/2015	163,946	1,214,800	2,508,410	108,755	287,570	222,409	135,630	1,209,047	508,364
11/20/2015	212,526	883,326	1,197,444	424,221	344,865	281,614	163,682	1,352,541	498,170
11/23/2015	178,404	754,254	882,801	217,277	226,392	123,500	164,356	1,418,055	526,714
11/24/2015	144,906	807,156	839,805	146,152	294,708	191,655	156,847	1,746,998	485,220
11/25/2015	122,673	558,046	521,071	165,775	254,739	174,703	229,243	1,076,893	387,026
11/27/2015	47,927	404,674	345,198	215,358	111,610	103,847	46,668	402,952	173,739
11/30/2015	413,588	1,889,732	712,111	205,041	331,406	416,154	257,560	1,755,354	863,159
12/1/2015	275,722	1,781,462	547,258	302,112	413,985	234,109	296,009	1,782,036	510,032
12/2/2015	281,215	1,660,482	887,543	230,442	326,980	376,361	201,249	2,247,888	690,285
12/3/2015	277,784	1,756,556	488,801	294,356	387,093	490,371	204,235	3,078,341	532,615
12/4/2015	255,385	816,600	494,224	638,061	258,478	143,082	270,714	1,749,497	532,663
12/7/2015	303,243	1,115,882	677,842	246,994	300,367	226,371	458,631	1,559,050	538,652
12/8/2015	341,015	1,054,898	707,116	226,218	235,676	157,215	191,562	1,337,568	335,689
12/9/2015	271,895	1,461,090	891,506	140,293	315,592	186,782	134,932	1,072,157	414,028
12/10/2015	431,322	1,396,218	660,433	139,979	430,428	399,043	241,338	903,625	549,213
12/11/2015	406,238	1,173,222	456,468	222,637	446,909	360,711	203,176	2,315,270	539,480
12/14/2015	255,971	1,111,804	463,876	187,727	232,853	223,652	260,105	1,212,370	776,114
12/15/2015	254,533	1,284,928	410,651	279,522	233,001	239,165	184,186	2,381,306	744,439
12/16/2015	255,495	1,220,308	445,128	231,551	366,627	305,679	224,173	1,497,245	557,891
12/17/2015	389,510	4,542,006	611,989	176,589	544,358	311,524	256,353	968,506	699,987
12/18/2015	459,730	3,177,050	1,653,152	493,581	600,308	567,226	992,609	2,394,196	1,423,849
12/21/2015	174,181	1,409,688	651,175	179,048	282,384	287,025	419,265	1,870,154	880,374
12/22/2015	192,368	1,415,730	487,809	192,268	194,541	199,955	261,908	1,476,814	540,204
12/23/2015	227,609	1,081,724	594,406	129,474	253,361	138,768	300,993	1,340,993	499,571
12/24/2015	167,118	369,340	270,860	46,822	93,674	92,789	175,883	626,119	207,116
12/28/2015	347,421	1,270,148	482,836	163,033	196,785	212,515	189,856	950,714	492,873
12/29/2015	286,135	939,866	457,149	141,128	111,919	239,243	153,655	810,929	449,094
12/30/2015	141,840	636,684	481,294	100,100	155,854	212,105	164,925	624,502	488,315
12/31/2015	219,541	1,001,554	363,900	154,332	243,194	331,512	303,918	1,054,635	587,790
1/4/2016	388,778	1,263,058	978,797	222,434	320,141	429,101	534,073	1,460,849	965,486
1/5/2016	279,053	1,136,274	894,064	140,751	179,457	236,489	264,638	1,546,564	577,924



1/6/2016	209,645	717,980	500,549	164,550	406,023	170,428	378,269	1,083,535	520,233
1/7/2016	486,318	1,240,620	501,194	301,045	361,664	326,534	457,299	1,254,888	803,778
1/8/2016	209,895	1,195,554	784,054	142,086	238,142	389,889	506,599	2,077,855	926,324
1/11/2016	233,272	1,088,000	681,345	204,378	673,942	217,743	243,770	1,608,658	619,291
1/12/2016	193,356	1,476,832	618,755	208,729	398,840	242,650	317,127	1,113,718	840,755
1/13/2016	232,853	2,084,638	505,781	207,525	411,736	201,780	249,491	1,850,650	847,101
1/14/2016	400,094	1,107,224	720,511	169,764	441,473	304,657	211,119	1,358,596	866,496
1/15/2016	346,281	1,427,354	531,859	164,432	424,384	257,907	288,842	1,539,539	749,958
1/19/2016	462,796	1,223,520	782,295	176,308	620,960	204,598	225,851	2,148,722	819,813
1/20/2016	568,838	1,348,132	920,542	155,333	855,994	274,136	249,864	1,946,575	974,095
1/21/2016	344,317	1,303,400	855,122	268,467	247,710	208,990	198,743	1,598,379	872,790
1/22/2016	644,514	1,221,628	693,246	220,012	206,759	262,001	216,611	1,726,068	580,055
1/25/2016	242,047	1,164,556	806,227	111,946	192,036	184,338	146,435	2,746,955	440,759
1/26/2016	197,902	902,514	1,108,975	228,068	246,062	131,365	148,455	2,657,271	377,669
1/27/2016	288,574	1,140,096	781,036	105,108	150,936	141,187	175,365	1,521,550	425,100
1/28/2016	192,721	1,358,246	566,418	193,846	302,397	172,990	170,125	1,442,959	457,422
1/29/2016	380,520	1,970,404	3,116,426	414,168	591,869	539,673	343,409	2,289,735	813,582
2/1/2016	272,801	2,758,578	608,580	507,442	313,578	894,515	258,483	1,750,431	1,078,961
2/2/2016	206,499	1,390,588	743,031	372,052	269,420	516,866	313,429	1,447,805	709,922
2/3/2016	406,530	1,800,606	708,019	747,932	454,378	683,543	385,636	1,988,323	884,865
2/4/2016	218,904	2,176,722	689,470	264,950	372,950	304,303	405,965	1,333,720	860,144
2/5/2016	332,971	3,208,340	633,956	451,965	154,809	314,261	251,888	3,167,013	993,255
2/8/2016	513,986	2,606,262	478,730	364,121	206,487	446,756	353,512	1,912,890	998,564
2/9/2016	318,977	2,402,352	1,491,050	201,232	399,869	467,135	395,696	1,571,426	1,673,688
2/10/2016	398,478	2,427,416	1,226,752	503,060	146,350	468,043	339,678	1,085,034	1,049,370
2/11/2016	341,896	1,764,058	1,201,972	388,511	222,602	289,908	307,816	1,142,649	725,820
2/12/2016	201,679	1,391,834	1,717,016	364,721	337,772	257,794	510,244	1,299,757	710,929
2/16/2016	209,725	1,912,550	808,699	205,840	252,031	219,555	258,043	1,155,733	434,024
2/17/2016	396,807	1,447,666	813,343	140,031	235,421	274,091	251,786	1,167,267	984,100
2/18/2016	422,485	1,266,058	571,984	441,519	242,770	310,172	203,407	1,118,786	668,601
2/19/2016	357,399	993,036	462,992	181,001	193,011	253,710	268,538	995,573	567,042
2/22/2016	200,603	1,377,876	653,799	198,402	194,932	209,040	243,681	896,955	459,761
2/23/2016	186,795	1,837,728	440,279	341,365	127,568	208,349	240,037	1,402,744	361,993
2/24/2016	208,450	1,261,308	685,233	359,715	230,056	290,135	210,212	2,165,130	557,428
2/25/2016	171,456	1,060,868	363,649	295,998	181,362	312,268	197,707	1,794,579	370,735
2/26/2016	216,259	1,119,026	756,337	357,496	209,413	246,727	339,977	3,045,452	587,653
2/29/2016	308,167	1,388,370	555,692	272,124	422,083	513,328	486,928	2,800,671	689,706
3/1/2016	285,180	1,841,044	1,005,350	213,570	204,701	297,128	296,286	2,621,136	610,579
3/2/2016	306,600	2,114,326	731,822	255,999	262,940	220,439	421,088	2,080,363	566,552
3/3/2016	319,154	863,502	417,085	191,371	247,843	228,149	278,218	1,523,484	733,500
3/4/2016	299,118	1,368,422	536,986	177,093	289,137	236,623	225,450	1,790,495	632,454
3/7/2016	205,976	704,718	814,565	191,564	240,746	221,443	257,184	1,763,548	457,907
3/8/2016	206,976	905,370	492,332	256,668	169,141	233,887	333,712	1,522,887	882,337
3/9/2016	232,195	870,892	346,790	164,924	253,286	195,304	350,781	1,787,228	665,098
3/10/2016	205,508	796,420	344,283	236,632	157,128	177,567	365,265	1,112,661	581,655
3/11/2016	247,023	1,194,092	369,337	196,971	196,810	179,400	776,984	1,759,574	422,785
3/14/2016	130,514	1,624,922	549,639	186,368	149,678	156,650	338,709	1,660,155	630,328
3/15/2016	112,838	1,203,520	459,935	159,109	256,650	160,072	269,845	1,295,475	676,710
3/16/2016	149,639	735,630	341,792	135,660	339,157	316,073	459,606	1,098,779	489,563
3/17/2016	253,891	1,052,570	268,165	216,073	271,610	529,591	633,993	1,222,434	580,486
3/18/2016	443,830	2,838,206	1,211,439	358,392	973,067	860,171	1,171,068	2,402,507	1,088,683
3/21/2016	188,233	957,474	404,923	172,376	410,935	234,907	261,786	1,310,042	453,208
3/22/2016	194,016	764,972	423,886	124,233	364,262	168,828	125,247	1,192,695	684,066
3/23/2016	173,389	1,181,798	618,929	144,420	290,294	223,818	276,476	1,441,310	380,503
3/24/2016	133,014	954,038	343,710	272,433	284,141	260,095	328,913	1,482,923	698,631
3/28/2016	93,956	959,772	333,269	130,123	231,133	182,804	200,425	904,823	550,696
3/29/2016	686,230	1,399,604	505,811	245,629	402,405	502,490	512,087	1,934,247	512,189
3/30/2016	572,638	726,516	472,728	171,679	165,093	247,123	403,579	1,489,608	307,629
3/31/2016	332,981	1,670,852	729,868	202,348	234,758	210,835	433,218	1,338,472	444,265
4/1/2016	360,664	1,472,460	498,073	153,886	500,567	232,785	377,002	1,695,976	377,630
4/4/2016	205,131	1,098,986	419,019	161,469	523,790	181,752	418,739	1,626,936	424,766
4/5/2016	258,479	2,135,150	518,568	213,803	1,051,012	209,277	235,209	1,541,306	570,544
4/6/2016	398,121	1,006,702	512,875	98,459	332,514	222,975	234,223	958,700	397,587
4/7/2016	465,396	1,638,132	400,579	146,390	287,238	369,546	227,449	852,328	658,474
4/8/2016	284,812	1,030,390	607,788	98,216	256,710	178,688	158,127	2,241,034	660,237
4/11/2016	421,443	1,002,856	398,186	135,653	139,006	232,498	200,440	1,490,625	354,324
4/12/2016	296,414	837,546	392,641	123,566	194,515	147,605	128,450	635,831	384,130
4/13/2016	266,676	1,015,038	478,718	156,638	194,362	249,203	470,282	793,624	495,552
4/14/2016	420,063	603,914	296,443	136,478	92,556	282,875	266,934	1,013,174	533,813
4/15/2016	284,211	838,668	674,198	110,510	341,933	263,627	245,534	908,847	393,521

4/18/2016	328,783	891,002	384,384	186,256	165,401	316,730	143,486	779,791	317,948
4/19/2016	350,183	1,835,830	385,158	134,860	179,520	232,483	418,875	1,135,642	395,721
4/20/2016	426,983	1,450,964	557,095	168,333	167,486	255,369	828,283	1,421,007	512,242
4/21/2016	387,309	1,955,676	656,651	290,568	178,424	351,551	435,480	854,734	761,436
4/22/2016	286,420	1,564,100	380,777	229,775	235,944	243,966	360,939	862,106	606,533
4/25/2016	257,602	1,631,318	629,334	146,391	248,396	391,178	503,834	1,038,895	443,131
4/26/2016	200,058	1,440,406	501,793	217,413	153,592	191,847	485,760	1,064,979	461,430
4/27/2016	199,321	1,241,458	434,399	130,231	278,685	239,225	396,745	1,694,060	497,425
4/28/2016	234,151	1,475,312	369,431	132,781	188,771	211,528	278,424	1,597,184	634,042
4/29/2016	174,905	1,429,908	1,802,112	104,394	196,473	212,284	314,138	1,701,909	807,358
5/2/2016	274,729	1,029,934	548,387	191,664	261,529	318,529	254,419	2,051,316	824,495
5/3/2016	353,749	787,288	485,974	267,133	155,060	172,062	399,935	1,853,634	538,839
5/4/2016	310,848	1,224,918	558,906	234,055	308,639	225,474	258,374	1,365,385	666,666
5/5/2016	413,403	1,291,782	446,540	132,068	386,208	231,241	300,917	1,247,822	514,662
5/6/2016	704,925	1,546,846	523,971	308,539	401,480	162,662	206,767	985,996	587,787
5/9/2016	313,479	669,410	356,412	184,738	380,297	132,447	250,478	1,117,777	414,161
5/10/2016	217,554	694,024	331,709	127,152	272,079	150,304	220,142	949,325	335,809
5/11/2016	302,866	1,002,326	418,450	194,657	310,893	140,453	139,591	1,007,492	464,076
5/12/2016	189,399	1,467,276	305,141	119,271	298,895	185,758	195,630	1,085,493	501,135
5/13/2016	193,588	826,342	397,931	103,258	284,469	221,474	197,776	674,146	447,594
5/16/2016	290,497	806,028	436,680	139,668	358,974	122,684	142,439	652,716	405,090
5/17/2016	261,674	1,356,858	436,127	194,038	320,439	270,011	220,742	1,326,728	542,542
5/18/2016	325,018	1,061,648	505,431	167,134	312,055	225,224	175,051	958,752	646,578
5/19/2016	169,623	1,231,722	384,910	167,970	216,205	172,430	170,045	691,602	517,034
5/20/2016	169,206	997,954	315,273	250,981	617,986	238,642	233,830	802,786	678,855
5/23/2016	178,429	1,090,320	279,965	224,228	400,948	140,061	201,059	1,265,251	391,969
5/24/2016	252,591	1,143,051	846,286	293,266	344,645	241,494	300,572	1,048,864	583,705
5/25/2016	260,169	1,705,007	302,240	235,228	426,768	195,830	251,814	1,199,557	360,205
5/26/2016	213,820	1,300,423	296,458	90,934	298,349	161,633	137,426	2,571,501	254,187
5/27/2016	202,405	1,023,981	154,556	204,772	634,688	151,577	115,269	2,459,889	262,353
5/31/2016	531,526	3,092,273	298,387	193,134	363,492	325,760	225,524	3,812,468	630,007
6/1/2016	144,401	1,149,554	239,021	137,209	365,734	132,229	149,855	1,716,981	334,721
6/2/2016	233,831	1,198,293	273,831	129,913	258,252	119,627	214,220	1,051,768	546,117
6/3/2016	218,906	1,384,095	449,929	112,707	282,382	370,186	213,832	1,133,626	396,647
6/6/2016	176,838	1,291,422	217,150	157,992	197,031	199,872	167,859	1,282,591	375,579
6/7/2016	168,127	1,267,201	361,340	129,957	154,439	113,811	131,362	828,602	276,697
6/8/2016	131,648	913,749	195,725	232,896	216,827	220,557	153,659	1,243,014	771,087
6/9/2016	161,778	1,093,769	522,401	134,116	145,460	497,354	179,247	1,407,859	314,202
6/10/2016	132,636	1,202,307	317,343	145,441	196,846	311,043	218,587	1,144,112	564,465
6/13/2016	104,450	863,559	168,914	147,222	219,634	162,414	384,152	1,666,622	428,516
6/14/2016	181,072	1,318,279	142,866	109,586	169,454	260,607	303,981	1,374,923	424,875
6/15/2016	410,619	930,342	176,030	87,617	353,835	201,119	416,972	915,326	479,811
6/16/2016	219,222	829,511	200,250	216,453	304,626	325,266	177,986	856,380	852,830
6/17/2016	460,529	1,491,471	509,857	716,324	763,384	542,120	577,951	1,294,362	1,608,292
6/20/2016	214,127	1,033,736	165,759	448,112	236,680	356,050	224,780	788,866	493,848
6/21/2016	152,915	1,313,659	277,874	274,135	182,075	411,818	295,584	1,195,058	400,123
6/22/2016	232,223	1,064,132	419,984	160,116	289,345	297,579	266,331	982,310	380,504
6/23/2016	184,257	1,003,513	301,807	259,699	337,089	361,129	285,054	1,075,172	545,488
6/24/2016	584,757	1,565,116	644,013	419,232	449,846	443,942	558,074	2,579,698	822,403
6/27/2016	341,512	1,425,513	480,255	212,192	425,262	366,614	237,671	1,706,340	545,317
6/28/2016	272,591	1,676,395	437,055	205,251	819,593	521,885	218,621	1,453,123	634,328
6/29/2016	198,423	867,280	279,175	199,602	454,949	429,330	149,398	1,059,446	441,827
6/30/2016	304,920	51,880,820	567,671	378,247	2,996,733	533,438	780,535	1,969,961	793,941
7/1/2016	152,437	3,185,170	335,439	334,069	1,001,066	359,199	256,683	917,336	506,589
7/5/2016	159,753	1,852,270	383,407	176,293	1,317,410	318,650	205,687	1,178,811	750,682
7/6/2016	127,459	2,133,678	334,691	180,603	1,705,849	278,103	300,902	1,847,262	668,006
7/7/2016	156,736	2,742,003	338,018	180,217	573,748	416,865	314,867	978,841	612,992
7/8/2016	232,932	2,592,758	333,685	280,763	419,527	307,130	659,421	895,050	667,325
7/11/2016	184,793	1,629,303	269,172	177,501	532,013	367,261	309,481	1,274,909	845,193
7/12/2016	263,774	3,037,957	477,452	227,450	484,089	427,054	211,065	769,940	842,120
7/13/2016	164,554	1,338,905	306,870	172,802	619,837	251,624	291,021	1,193,378	611,523
7/14/2016	148,991	1,098,879	516,093	374,269	616,768	451,130	229,644	925,090	630,701
7/15/2016	144,184	957,064	271,222	175,309	351,563	231,078	152,261	1,183,551	611,766
7/18/2016	106,704	820,696	211,039	212,212	2,934,895	249,159	155,271	706,387	430,343
7/19/2016	107,297	604,985	300,736	151,592	2,978,648	206,441	172,890	602,612	338,025
7/20/2016	102,503	888,602	175,945	130,735	1,397,578	195,481	158,872	590,175	302,408
7/21/2016	134,426	838,689	275,574	177,805	933,403	150,949	204,654	742,395	429,162
7/22/2016	208,049	859,977	281,959	260,722	993,203	160,644	270,662	922,105	275,974
7/25/2016	104,136	904,386	312,758	156,209	863,586	159,961	267,295	590,416	308,254
7/26/2016	116,081	846,381	517,403	83,053	1,308,065	175,771	189,946	659,371	484,203

**Docket No. EL18-\_\_\_\_\_**  
**Volume 4A**  
**Section 6**

7/27/2016	145,643	1,229,821	473,250	132,880	764,645	246,836	195,868	635,449	608,676
7/28/2016	94,563	1,962,875	400,683	151,731	394,626	218,733	154,780	938,309	436,736
7/29/2016	183,774	1,955,476	522,774	112,410	514,889	209,364	256,914	1,182,913	564,939
8/1/2016	125,850	1,590,989	241,950	210,481	500,708	198,584	237,197	1,520,703	390,744
8/2/2016	202,197	2,016,149	246,227	141,221	563,897	210,485	270,149	1,082,311	369,089
8/3/2016	176,423	1,523,445	490,408	184,989	764,971	219,933	125,239	1,312,337	499,057
8/4/2016	180,489	1,924,957	639,008	369,395	496,178	144,735	128,961	1,255,591	439,318
8/5/2016	218,052	1,249,354	545,587	249,700	694,577	150,520	138,711	1,087,732	759,148
8/8/2016	162,040	1,237,712	802,942	199,624	712,965	159,623	117,225	1,129,826	1,119,007
8/9/2016	132,477	1,038,175	414,888	156,480	388,567	203,240	226,606	761,008	781,015
8/10/2016	149,010	1,217,717	241,035	79,814	401,603	123,651	185,486	1,100,960	444,639
8/11/2016	200,027	1,063,088	382,716	87,314	672,673	167,643	118,517	747,802	509,053
8/12/2016	136,067	956,760	445,603	109,112	295,712	134,790	141,297	921,814	337,077
8/15/2016	145,215	1,323,459	726,244	177,998	772,677	117,953	177,739	771,589	708,867
8/16/2016	299,744	1,712,087	375,367	223,324	524,894	162,510	267,940	837,466	690,073
8/17/2016	252,540	1,931,232	474,075	237,707	578,681	327,176	231,067	858,059	679,224
8/18/2016	161,686	1,388,399	350,952	138,151	628,713	238,276	182,808	660,255	553,519
8/19/2016	182,931	5,804,338	403,898	173,758	839,701	195,178	195,565	1,194,630	544,682
8/22/2016	95,112	1,035,455	225,421	74,991	414,629	143,606	140,157	1,296,518	236,776
8/23/2016	151,046	1,362,328	752,470	93,557	338,367	103,004	208,185	964,210	377,106
8/24/2016	221,247	1,891,003	311,977	133,499	380,835	117,699	136,863	1,100,960	694,970
8/25/2016	305,253	931,150	224,364	81,782	557,678	119,918	189,959	567,754	681,293
8/26/2016	275,699	1,018,636	209,207	187,421	489,401	140,551	197,214	544,930	600,363
8/29/2016	266,532	847,130	253,115	100,048	537,712	126,230	172,266	535,861	434,851
8/30/2016	181,183	1,328,839	212,453	174,440	422,877	176,734	114,252	1,228,731	277,775
8/31/2016	175,921	955,765	222,842	148,804	1,491,170	139,431	225,976	1,246,518	344,291
9/1/2016	198,130	740,437	285,868	132,198	611,709	182,258	172,453	684,577	380,068
9/2/2016	163,039	1,051,985	226,095	159,569	499,291	147,075	335,688	858,552	427,414
9/6/2016	190,661	919,982	255,541	138,103	494,308	154,840	153,429	744,447	340,128
9/7/2016	211,273	943,294	325,355	106,916	541,544	188,899	307,157	1,464,141	488,123
9/8/2016	154,204	746,699	261,589	98,045	437,155	173,241	214,075	1,050,888	240,022
9/9/2016	153,710	1,069,773	376,276	223,276	572,253	322,168	197,691	1,182,835	545,457
9/12/2016	335,751	1,496,400	227,888	182,421	503,726	179,469	175,497	1,051,488	466,730
9/13/2016	430,755	935,142	259,923	146,880	614,164	190,254	150,242	885,839	548,943
9/14/2016	409,621	650,292	419,560	102,611	423,906	136,224	107,521	841,169	418,281
9/15/2016	215,508	1,130,944	314,007	93,881	349,198	142,309	133,097	510,895	548,322
9/16/2016	748,682	2,194,796	625,295	279,501	597,645	457,367	402,371	1,119,804	813,819
9/19/2016	166,650	1,585,806	227,522	113,161	513,590	106,659	138,663	607,236	412,598
9/20/2016	130,583	878,257	478,284	192,512	460,232	155,569	140,012	659,463	719,773
9/21/2016	160,720	1,038,055	363,684	126,979	361,166	141,038	590,910	832,744	421,351
9/22/2016	196,880	1,152,377	414,807	176,869	589,208	250,906	7,326,614	873,664	585,023
9/23/2016	150,368	1,893,887	442,414	162,547	527,065	156,548	553,237	712,534	452,411
9/26/2016	194,454	1,468,382	964,063	197,989	461,562	175,638	307,912	715,503	294,800
9/27/2016	205,128	1,522,012	522,498	124,662	497,743	162,632	318,828	780,609	376,833
9/28/2016	132,476	1,131,745	330,414	185,664	423,422	131,193	260,076	918,151	589,848
9/29/2016	103,938	1,056,215	369,718	163,424	599,417	141,671	294,331	989,098	666,751
9/30/2016	172,468	2,031,936	349,286	180,462	719,086	222,264	288,278	1,627,590	822,931
10/3/2016	236,327	1,793,971	379,300	181,230	822,875	294,351	311,996	966,340	653,433
10/4/2016	183,061	2,127,979	804,596	119,624	934,612	179,792	293,722	1,260,280	626,814
10/5/2016	254,361	2,057,558	494,675	143,684	1,343,974	200,737	298,516	1,661,240	555,634
10/6/2016	171,843	1,271,409	356,286	151,066	1,563,619	140,966	254,775	1,007,980	520,523
10/7/2016	265,972	1,346,658	265,410	212,505	668,857	237,792	432,586	822,428	551,305
10/10/2016	123,044	1,127,799	218,297	443,577	454,312	126,228	403,290	803,447	630,192
10/11/2016	182,646	1,196,075	381,496	286,918	488,099	138,652	230,628	790,327	364,738
10/12/2016	240,958	1,039,211	310,695	239,107	931,423	113,025	200,977	1,011,564	286,145
10/13/2016	188,339	1,633,151	219,521	235,121	498,536	225,621	260,008	718,353	431,773
10/14/2016	107,251	1,314,840	175,625	386,472	366,648	183,685	290,636	969,835	275,603
10/17/2016	122,558	877,846	298,617	158,420	313,987	201,797	218,481	505,303	212,361
10/18/2016	313,016	1,415,793	353,745	127,934	408,271	194,011	313,501	1,040,654	308,525
10/19/2016	198,881	1,227,411	228,618	126,583	451,682	145,324	277,670	732,016	362,403
10/20/2016	147,180	1,039,175	230,840	140,532	372,829	127,675	387,304	519,180	403,909
10/21/2016	254,894	1,159,196	172,451	130,000	595,373	242,261	329,179	551,335	500,932
10/24/2016	234,257	1,315,513	141,816	114,386	237,297	195,296	248,299	602,494	487,959
10/25/2016	125,441	1,056,254	216,646	241,507	269,109	173,647	214,582	482,190	859,658
10/26/2016	144,590	1,256,580	204,398	210,113	341,982	151,762	155,486	539,961	770,403
10/27/2016	138,080	1,365,452	287,887	147,935	393,963	243,749	240,947	798,510	935,010
10/28/2016	228,872	1,350,393	277,262	148,060	327,650	180,149	215,080	1,008,130	1,109,796
10/31/2016	273,951	1,980,773	475,560	204,169	593,270	350,859	406,549	1,112,752	1,144,102
11/1/2016	218,430	1,590,451	326,742	165,731	496,376	183,528	330,119	950,142	648,359
11/2/2016	141,063	1,348,511	274,612	262,939	482,482	164,192	306,569	1,127,873	558,767



Docket No. EL18-\_\_\_\_  
**Volume 4A**  
**Section 6**

11/3/2016	161,385	1,053,420	422,582	103,322	460,582	169,079	296,943	652,512	308,785
11/4/2016	284,136	2,449,085	243,670	88,174	524,487	181,060	235,658	1,149,822	465,929
11/7/2016	276,131	2,156,095	387,794	168,467	579,224	211,946	296,929	1,321,058	641,431
11/8/2016	140,618	2,438,808	420,553	123,578	560,290	151,564	232,165	752,644	555,619
11/9/2016	286,273	2,456,825	872,162	320,134	495,295	332,100	378,259	1,525,363	678,410
11/10/2016	388,175	2,845,924	1,097,445	428,378	791,429	305,536	403,503	1,009,132	742,876
11/11/2016	362,539	1,906,495	448,464	314,970	590,889	353,434	405,863	908,423	1,228,268
11/14/2016	225,264	1,835,315	433,093	340,750	450,572	339,442	397,236	1,275,886	1,280,875
11/15/2016	232,307	1,360,491	288,590	485,684	618,979	233,777	277,285	1,466,189	517,847
11/16/2016	310,862	730,940	243,059	261,488	826,941	212,454	357,309	782,901	686,190
11/17/2016	216,562	1,039,313	283,685	217,902	385,124	185,490	324,469	644,918	428,369
11/18/2016	259,691	919,280	258,612	418,021	547,522	244,264	513,712	606,878	546,850
11/21/2016	228,803	1,496,799	226,239	201,965	637,550	242,500	340,147	783,529	600,742
11/22/2016	150,174	1,113,285	392,824	191,291	529,204	178,295	402,166	664,396	521,367
11/23/2016	239,290	871,922	840,722	214,180	887,393	205,320	215,701	1,016,663	486,491
11/25/2016	76,385	474,709	151,900	61,755	223,477	90,003	110,124	253,256	241,098
11/28/2016	266,514	1,043,226	326,048	149,889	631,170	220,960	355,097	721,632	650,986
11/29/2016	235,107	1,075,033	314,575	229,015	664,296	179,738	357,969	1,138,633	721,348
11/30/2016	271,090	1,808,262	554,382	195,005	743,557	259,135	533,604	1,401,087	767,525
12/1/2016	278,729	936,299	358,519	212,719	476,839	223,604	585,156	1,382,658	742,043
12/2/2016	211,668	1,033,523	258,863	130,572	453,878	184,787	592,155	960,779	853,243
12/5/2016	189,177	1,216,821	367,412	273,710	356,027	221,228	529,993	934,002	501,079
12/6/2016	242,866	945,904	406,413	244,043	822,480	179,327	612,549	1,374,180	666,547
12/7/2016	178,177	969,293	427,918	279,921	1,137,461	239,398	447,090	971,124	759,313
12/8/2016	278,006	837,587	295,323	191,204	1,092,104	260,156	517,373	862,369	638,063
12/9/2016	337,839	989,539	338,340	260,532	661,619	205,911	503,125	1,199,888	788,575
12/12/2016	230,505	721,227	233,951	348,088	773,136	249,881	475,784	1,002,554	677,506
12/13/2016	297,909	946,657	382,828	161,701	618,428	208,292	467,346	1,070,972	865,622
12/14/2016	290,769	1,235,521	509,951	216,016	593,035	223,845	408,814	1,061,607	906,457
12/15/2016	276,618	649,549	317,608	211,215	478,272	202,382	338,665	753,323	826,022
12/16/2016	1,048,365	1,867,340	1,575,662	623,747	1,385,546	843,640	1,110,413	1,975,172	1,152,014
12/19/2016	409,402	551,341	329,794	320,882	663,469	175,378	383,205	714,274	461,866
12/20/2016	341,045	769,468	218,544	240,135	578,324	174,140	268,327	1,042,686	697,171
12/21/2016	239,320	583,655	222,258	247,631	456,029	150,027	217,243	779,315	577,260
12/22/2016	289,733	668,260	253,761	347,198	315,205	111,347	177,185	758,041	500,825
12/23/2016	337,655	293,213	181,774	110,763	154,287	56,411	116,965	327,298	226,733
12/27/2016	125,281	412,075	205,630	181,736	295,152	86,011	166,219	264,198	273,427
12/28/2016	141,617	863,220	273,387	166,934	563,440	119,862	157,403	512,357	375,306
12/29/2016	144,856	627,373	296,279	160,585	564,764	157,853	312,601	617,590	217,268
12/30/2016	223,196	771,788	238,400	138,828	410,595	143,088	276,883	523,850	651,946
1/3/2017	169,131	866,626	440,845	180,178	443,878	139,716	263,756	1,115,615	669,434
1/4/2017	227,992	1,032,771	650,345	156,332	729,436	221,636	521,543	918,168	703,876
1/5/2017	144,859	1,334,735	263,100	203,238	1,172,975	223,351	283,904	1,687,238	706,219
1/6/2017	289,056	1,331,626	208,033	260,557	481,250	209,497	275,040	1,036,848	471,413
1/9/2017	197,798	807,711	373,134	148,437	608,174	248,197	316,970	1,357,990	740,334
1/10/2017	314,163	572,788	492,325	241,132	537,729	163,109	226,631	740,627	822,775
1/11/2017	234,187	706,912	417,531	292,501	548,751	127,682	356,522	695,714	548,346
1/12/2017	237,470	812,395	191,664	127,988	483,376	152,224	277,594	941,967	416,049
1/13/2017	265,984	949,624	267,802	95,482	477,648	119,166	177,817	600,883	473,455
1/17/2017	131,207	1,111,619	200,089	177,529	358,459	131,652	258,821	463,667	398,473
1/18/2017	160,913	937,706	244,620	124,174	474,725	131,487	372,178	623,980	442,769
1/19/2017	130,573	723,689	733,286	172,481	218,497	148,545	269,774	639,382	673,875
1/20/2017	185,882	718,901	233,156	192,872	261,043	115,856	426,120	515,747	584,145
1/23/2017	111,355	1,096,091	186,802	150,588	483,559	117,560	180,315	997,790	251,556
1/24/2017	208,087	1,370,726	213,837	316,012	423,425	173,690	166,441	957,290	444,925
1/25/2017	442,785	1,015,704	295,866	275,756	339,397	164,248	226,399	667,741	328,254
1/26/2017	211,112	750,516	220,165	234,764	366,618	112,683	237,649	637,052	359,189
1/27/2017	130,567	1,124,044	294,482	222,793	217,908	129,542	269,888	597,969	824,546
1/30/2017	259,019	911,611	840,155	183,748	478,984	264,347	262,741	906,241	531,062
1/31/2017	248,990	1,666,782	457,366	171,322	402,360	246,102	348,417	937,026	881,478
2/1/2017	270,387	1,191,065	267,582	150,377	456,316	195,201	199,122	938,992	520,680
2/2/2017	166,095	748,549	366,373	170,534	556,984	216,314	288,713	792,023	599,909
2/3/2017	192,742	1,520,614	225,215	106,667	304,214	149,616	245,058	630,004	700,681
2/6/2017	165,053	852,561	183,213	102,118	1,208,861	151,579	136,874	707,481	640,107
2/7/2017	149,049	758,533	229,081	96,825	609,019	117,946	205,945	527,937	578,533
2/8/2017	170,814	1,542,862	200,417	111,717	328,396	138,357	339,315	740,426	699,259
2/9/2017	150,423	1,060,808	217,762	113,015	633,990	115,229	172,167	952,221	580,461
2/10/2017	159,229	904,021	191,135	85,194	471,168	113,792	550,634	672,769	525,742
2/13/2017	186,790	979,097	265,299	75,140	423,991	222,383	248,208	482,784	368,220
2/14/2017	193,679	887,494	594,346	154,283	598,590	142,604	301,255	470,016	313,644

2/15/2017	205,616	1,144,488	243,004	76,474	1,017,911	119,755	282,897	812,885	468,489
2/16/2017	178,634	1,478,744	261,666	143,220	483,163	118,213	332,746	632,156	502,119
2/17/2017	268,962	1,254,972	257,312	157,435	516,473	154,026	620,832	1,216,577	557,065
2/21/2017	296,683	1,184,277	225,360	107,854	641,027	114,646	524,466	675,768	661,498
2/22/2017	255,889	1,323,811	178,516	108,101	533,282	100,884	806,113	595,264	614,884
2/23/2017	435,529	1,103,622	249,916	253,663	719,918	257,689	745,290	1,897,478	672,122
2/24/2017	565,277	1,538,820	181,369	163,218	466,980	183,337	461,572	1,158,932	530,755
2/27/2017	265,422	1,746,125	264,002	273,586	497,406	204,108	338,129	962,412	727,644
2/28/2017	259,351	1,927,283	393,536	225,598	615,279	326,661	539,109	1,647,443	885,716
3/1/2017	287,853	1,454,760	320,027	281,030	587,036	266,601	440,479	1,271,215	975,705
3/2/2017	196,148	1,183,871	537,585	275,786	529,399	236,736	272,765	1,035,260	498,606
3/3/2017	336,695	1,175,505	262,150	175,250	592,268	227,684	367,273	1,637,677	809,679
3/6/2017	249,216	1,039,086	211,287	136,686	689,973	141,187	305,563	1,020,600	533,963
3/7/2017	290,989	1,147,039	373,793	129,221	889,610	163,418	312,883	1,227,883	484,092
3/8/2017	189,136	1,019,296	1,060,441	126,567	761,917	161,493	436,696	1,091,669	604,267
3/9/2017	351,374	1,121,875	272,498	162,652	674,849	294,920	391,440	1,490,415	436,266
3/10/2017	234,820	1,102,479	299,597	121,787	528,798	185,223	399,060	1,084,793	438,796
3/13/2017	198,427	1,656,580	362,601	82,367	508,876	200,404	469,221	1,028,335	305,446
3/14/2017	171,055	1,061,896	458,699	79,043	301,421	159,310	480,740	839,288	363,711
3/15/2017	279,501	1,537,103	386,609	289,569	882,160	223,362	1,599,657	1,430,571	683,908
3/16/2017	194,607	1,612,398	756,198	228,468	470,715	105,612	505,728	1,162,108	462,333
3/17/2017	627,332	5,360,207	1,150,433	349,958	782,333	425,706	1,879,900	3,035,101	1,396,675
3/20/2017	164,459	917,687	338,457	238,899	387,358	129,979	513,890	662,829	543,846
3/21/2017	181,018	1,250,541	370,294	134,644	640,945	160,150	320,946	3,715,642	536,938
3/22/2017	217,417	1,151,104	288,984	164,088	565,454	267,950	403,369	2,540,928	363,030
3/23/2017	154,240	877,154	193,214	161,088	396,895	163,670	394,191	1,732,235	370,656
3/24/2017	151,782	777,914	247,694	126,356	286,436	146,472	274,867	2,172,323	278,980
3/27/2017	218,521	1,156,604	342,140	144,415	480,231	224,892	430,552	1,420,168	288,133
3/28/2017	151,326	915,397	369,150	175,755	367,219	189,555	548,896	1,136,404	393,177
3/29/2017	276,680	988,989	684,124	343,486	531,435	297,176	436,507	1,142,016	627,434
3/30/2017	182,206	847,383	350,672	216,855	529,825	317,432	275,408	634,602	394,477
3/31/2017	268,535	1,026,697	430,991	314,884	681,476	206,725	559,613	1,170,312	578,183
4/3/2017	184,408	1,045,807	315,290	284,527	736,215	226,777	466,826	1,591,853	872,202
4/4/2017	188,335	1,020,528	320,475	152,440	555,128	186,415	313,293	1,201,353	495,865
4/5/2017	382,263	1,186,147	791,828	213,465	1,968,909	222,736	595,949	1,637,893	669,040
4/6/2017	170,725	657,104	295,546	187,859	393,269	151,218	331,144	1,209,759	916,311
4/7/2017	263,986	1,063,385	457,338	289,091	350,825	174,801	306,239	802,254	722,776
4/10/2017	292,124	739,027	324,969	146,077	278,004	84,563	487,635	1,078,756	583,924
4/11/2017	418,504	850,879	246,536	131,623	414,948	226,292	498,535	973,297	503,859
4/12/2017	278,658	1,445,073	178,988	128,826	369,526	231,417	1,014,606	961,978	434,190
4/13/2017	264,470	1,173,269	224,294	266,122	349,200	323,440	423,208	806,507	759,186
4/17/2017	223,432	912,016	139,496	120,803	401,246	175,894	352,335	1,498,843	371,439
4/18/2017	315,763	1,276,850	370,597	158,984	371,262	189,430	388,537	1,571,152	381,674
4/19/2017	261,055	970,954	272,804	143,589	362,050	233,875	609,487	1,342,305	640,268
4/20/2017	180,958	1,248,526	257,081	137,790	331,944	203,696	433,973	1,521,974	550,913
4/21/2017	291,630	1,219,772	426,263	159,039	384,752	425,066	509,236	1,049,966	786,105
4/24/2017	166,585	1,351,631	334,983	175,931	410,315	200,803	421,072	916,263	565,458
4/25/2017	178,628	1,496,368	285,143	175,805	440,016	153,399	420,860	1,575,081	437,633
4/26/2017	302,068	1,943,754	319,365	217,911	380,842	185,782	391,638	744,517	437,084
4/27/2017	211,271	1,730,065	247,983	130,804	313,510	113,174	442,392	847,066	601,359
4/28/2017	205,283	1,910,863	650,731	228,537	407,235	214,231	423,475	1,179,050	612,136
5/1/2017	262,097	1,185,623	354,325	232,629	451,579	171,627	647,667	561,089	881,959
5/2/2017	196,039	1,547,462	497,767	173,948	311,308	200,805	480,774	513,545	946,423
5/3/2017	204,697	1,405,724	442,572	174,375	433,653	184,218	317,284	1,220,581	723,235
5/4/2017	265,746	2,181,270	341,958	201,128	408,753	211,543	342,551	1,551,430	528,965
5/5/2017	167,570	1,452,571	251,094	185,343	362,526	233,698	272,779	1,227,526	934,097
5/8/2017	255,034	1,273,035	261,053	134,755	717,679	186,779	225,209	1,090,819	641,749
5/9/2017	204,679	1,318,611	382,946	154,756	517,372	287,269	205,638	995,920	943,170
5/10/2017	176,932	1,366,707	387,297	133,439	443,333	169,079	230,654	1,102,512	585,290
5/11/2017	167,291	1,256,276	287,355	113,129	310,593	151,318	278,417	681,048	424,443
5/12/2017	128,839	1,724,209	162,747	105,130	271,416	151,408	208,648	937,871	351,387
5/15/2017	132,949	1,093,793	274,903	126,161	423,650	158,774	353,080	918,415	657,837
5/16/2017	231,644	1,307,988	249,862	187,883	268,471	141,460	337,486	736,697	638,843
5/17/2017	230,006	1,492,203	301,561	240,395	329,170	241,088	308,218	813,328	609,486
5/18/2017	224,785	1,724,557	435,926	173,989	358,257	204,609	361,935	775,498	819,910
5/19/2017	163,429	6,536,520	674,865	129,188	539,066	213,007	404,055	1,135,223	790,187
5/22/2017	145,896	1,615,950	398,352	105,007	357,824	188,052	257,149	875,234	582,390
5/23/2017	182,101	2,437,607	330,949	155,569	549,910	157,258	227,543	745,001	701,542
5/24/2017	357,658	1,742,257	190,463	205,653	350,980	128,141	262,660	807,645	480,946
5/25/2017	164,960	1,385,516	270,406	153,137	289,952	125,770	239,975	906,098	540,809

5/26/2017	294,567	958,560	268,023	161,958	171,138	176,371	138,354	778,542	296,109
5/30/2017	124,794	1,465,344	150,129	118,647	192,519	105,579	155,126	637,496	601,550
5/31/2017	235,842	2,185,952	190,852	207,802	492,347	164,797	282,359	1,771,247	547,338
6/1/2017	236,916	1,757,123	293,677	168,049	590,286	218,932	328,628	901,738	598,994
6/2/2017	261,208	1,152,325	343,958	232,919	450,825	225,924	374,502	614,689	583,199
6/5/2017	180,624	759,696	250,457	178,115	181,952	162,864	280,756	762,676	587,028
6/6/2017	225,085	941,039	191,156	215,034	354,389	125,645	346,246	846,350	543,877
6/7/2017	363,550	986,568	210,619	180,978	553,926	126,678	340,512	865,423	563,337
6/8/2017	277,240	1,198,842	473,290	191,950	399,214	170,465	291,157	821,333	686,653
6/9/2017	248,054	1,132,659	639,273	163,204	419,884	214,136	334,614	1,182,420	553,417
6/12/2017	269,060	971,857	646,406	144,730	452,205	233,772	347,990	1,217,517	556,134
6/13/2017	386,150	777,391	335,304	260,789	469,607	167,774	377,876	810,050	423,576
6/14/2017	164,738	942,565	371,167	312,236	333,299	211,119	385,242	1,288,624	468,617
6/15/2017	163,067	745,867	260,859	226,645	364,146	133,829	262,883	1,351,727	493,849
6/16/2017	850,359	1,965,501	538,761	455,834	1,009,939	626,363	714,105	2,758,091	1,295,163
6/19/2017	432,009	745,687	297,481	289,889	435,084	213,384	304,482	1,523,743	673,404
6/20/2017	280,335	858,339	251,829	117,810	358,230	153,666	196,096	1,209,268	423,161
6/21/2017	203,751	858,929	221,251	186,147	351,976	205,685	214,522	1,121,151	590,265
6/22/2017	159,889	851,190	229,890	188,963	380,626	197,663	224,446	873,793	540,233
6/23/2017	352,239	1,103,462	437,680	228,540	483,882	245,011	351,080	1,541,932	788,279
6/26/2017	175,542	730,702	282,873	105,879	390,701	136,691	187,212	903,757	389,739
6/27/2017	152,157	935,055	380,618	172,112	350,883	185,658	244,666	1,056,971	511,362
6/28/2017	243,905	1,592,500	384,107	256,619	478,213	210,992	245,127	938,727	954,550
6/29/2017	206,693	1,223,929	496,576	169,206	485,153	193,768	186,060	814,121	611,758
6/30/2017	235,735	1,514,231	351,783	181,913	664,555	190,306	224,889	948,178	598,803
7/3/2017	79,174	724,166	163,841	107,753	182,868	93,217	101,165	675,357	214,416
7/5/2017	234,212	1,119,140	316,928	274,229	409,783	174,963	314,950	939,771	507,621
7/6/2017	170,458	864,168	379,169	221,561	343,765	178,804	318,018	1,020,955	535,383
7/7/2017	221,212	683,568	295,471	142,083	287,462	211,464	311,222	680,167	303,200
7/10/2017	210,200	960,788	264,875	165,127	312,344	193,400	467,380	839,613	808,969
7/11/2017	249,962	802,479	263,335	175,638	598,522	203,025	450,428	928,580	438,497
7/12/2017	330,341	617,904	303,539	142,075	288,634	166,935	346,525	1,003,891	404,719
7/13/2017	212,225	1,385,053	167,546	133,212	359,116	164,014	336,241	814,712	536,460
7/14/2017	195,684	784,325	226,998	142,850	281,001	146,938	424,075	912,968	362,802
7/17/2017	162,725	727,851	247,336	106,612	279,838	122,362	355,045	447,680	451,682
7/18/2017	134,302	624,713	254,063	100,007	411,315	162,515	233,949	693,307	675,728
7/19/2017	125,504	767,954	170,218	207,641	748,956	148,951	310,123	998,550	500,387
7/20/2017	207,823	1,256,768	167,022	237,035	287,274	184,777	601,554	694,887	406,143
7/21/2017	251,512	829,297	227,875	204,214	297,970	235,929	290,228	579,058	413,109
7/24/2017	134,636	918,570	226,803	113,278	258,256	184,466	512,721	938,599	300,101
7/25/2017	261,272	687,192	348,297	114,501	791,997	267,970	404,266	1,178,192	579,147
7/26/2017	155,173	804,011	222,260	135,884	369,054	207,739	665,686	571,305	456,253
7/27/2017	124,139	764,996	254,050	140,994	429,878	177,367	590,358	578,979	725,877
7/28/2017	188,292	1,305,545	244,957	172,508	198,153	138,229	609,027	699,873	629,691
7/31/2017	245,866	1,131,073	378,390	155,618	319,195	163,279	841,526	686,371	691,739
8/1/2017	359,509	1,507,265	289,276	154,440	492,658	120,851	1,453,592	752,038	663,856
8/2/2017	212,325	973,191	174,790	250,897	376,028	160,263	862,556	1,031,071	635,640
8/3/2017	253,048	1,147,746	210,215	183,601	371,895	226,350	714,199	1,038,704	568,701
8/4/2017	188,449	1,051,822	261,700	224,382	313,643	134,366	452,811	796,658	537,060
8/7/2017	171,595	651,531	234,975	196,991	374,404	153,281	391,332	935,066	434,278
8/8/2017	209,778	729,367	308,693	145,473	378,832	161,178	253,906	1,148,617	606,644
8/9/2017	204,036	1,196,424	269,302	192,722	321,073	132,903	289,737	982,642	472,397
8/10/2017	185,544	905,397	296,327	165,012	373,685	116,378	318,460	1,002,871	647,341
8/11/2017	170,355	1,407,025	252,926	223,289	419,717	163,138	286,670	775,047	339,620
8/14/2017	165,348	652,769	315,591	138,866	532,659	112,609	270,641	1,217,465	370,105
8/15/2017	173,137	568,921	236,007	181,486	390,087	101,752	223,593	993,377	467,994
8/16/2017	155,710	590,301	189,981	116,005	252,839	142,275	281,388	930,676	361,448
8/17/2017	234,034	949,802	193,435	211,191	336,177	174,556	395,400	556,677	465,935
8/18/2017	209,981	1,412,660	222,946	175,902	338,427	211,699	823,736	857,218	741,525
8/21/2017	258,221	838,140	207,591	122,900	250,539	227,301	468,951	545,370	285,197
8/22/2017	239,679	1,112,655	155,296	124,305	602,934	193,512	424,081	468,921	653,074
8/23/2017	155,802	1,502,638	148,401	133,784	253,304	99,536	560,076	506,497	517,888
8/24/2017	114,862	892,447	178,702	167,568	278,496	165,987	240,719	378,406	488,517
8/25/2017	89,499	1,142,007	129,213	111,403	253,660	188,553	279,110	611,223	367,119
8/28/2017	143,622	1,178,281	132,253	119,882	361,442	319,252	193,213	819,417	392,447
8/29/2017	153,604	887,700	130,043	133,053	196,721	153,150	238,126	521,363	383,581
8/30/2017	168,692	1,459,226	223,643	96,851	233,095	125,464	194,645	531,529	329,809
8/31/2017	228,287	981,644	140,159	180,260	447,414	206,025	223,292	1,304,896	662,467
9/1/2017	121,681	1,049,223	129,495	126,391	451,384	177,010	174,160	603,554	313,742
9/5/2017	214,875	1,033,750	239,746	149,506	292,584	191,135	235,668	799,893	435,048

9/6/2017	165,481	710,954	197,062	154,975	471,408	195,064	223,961	906,647	344,421
9/7/2017	165,959	1,175,121	200,395	185,921	448,021	158,596	311,284	1,057,426	303,271
9/8/2017	138,058	725,473	238,072	106,914	541,822	309,091	238,517	1,014,619	905,192
9/11/2017	295,041	939,590	148,367	152,246	612,320	160,653	217,280	653,509	1,274,326
9/12/2017	183,295	945,925	214,112	178,072	331,249	171,217	352,940	888,961	400,443
9/13/2017	302,992	868,071	226,699	163,027	408,142	192,172	310,650	970,499	417,271
9/14/2017	149,445	840,705	364,489	189,096	296,969	154,377	236,186	702,735	273,458
9/15/2017	405,492	1,954,500	485,691	374,452	499,357	450,573	572,527	1,245,156	734,241
9/18/2017	164,679	1,059,532	361,942	180,411	275,442	105,721	190,476	537,640	680,976
9/19/2017	190,357	1,605,507	381,239	155,061	277,436	120,252	175,814	671,487	558,230
9/20/2017	191,470	1,507,796	603,291	221,518	460,977	168,798	274,408	651,703	727,618
9/21/2017	187,837	653,364	279,367	234,994	317,438	151,098	326,346	442,981	330,879
9/22/2017	175,589	684,369	304,445	239,778	324,997	159,391	309,938	731,635	453,599
9/25/2017	168,516	974,972	149,363	170,896	268,428	213,984	504,758	857,253	363,755
9/26/2017	183,815	1,091,030	260,699	247,086	319,164	183,018	451,637	878,530	557,995
9/27/2017	295,770	1,481,390	310,588	265,099	313,975	304,911	334,861	1,076,070	632,522
9/28/2017	214,407	1,295,720	190,347	190,693	321,922	169,103	170,524	596,347	823,337
9/29/2017	171,527	1,249,016	218,980	203,371	503,974	206,239	278,655	836,900	775,639
10/2/2017	278,586	1,391,391	399,573	263,916	370,400	183,009	287,213	927,177	643,080
10/3/2017	194,501	1,883,671	381,454	285,112	482,670	166,024	381,672	888,436	971,647
10/4/2017	186,911	2,053,094	289,003	325,205	1,319,375	224,670	313,385	926,222	817,561
10/5/2017	214,402	1,988,856	324,005	239,490	651,951	187,987	277,288	888,985	816,514
10/6/2017	111,753	1,453,356	792,960	207,067	441,397	156,343	369,774	1,897,268	874,454
10/9/2017	112,105	1,748,714	359,794	195,190	207,074	132,511	256,178	854,220	559,218
10/10/2017	199,623	870,510	368,496	236,311	212,400	198,104	381,067	715,874	1,050,203
10/11/2017	228,250	1,686,995	302,787	205,666	412,333	198,068	375,552	984,889	515,544
10/12/2017	347,569	1,482,511	384,452	202,966	328,561	163,957	464,549	710,144	547,563
10/13/2017	237,170	1,689,981	188,919	228,317	390,497	252,480	264,349	694,462	476,058
10/16/2017	191,728	1,061,618	222,821	362,602	512,551	170,334	243,431	476,417	570,152
10/17/2017	166,885	878,846	171,210	362,836	339,942	207,047	158,485	585,228	623,628
10/18/2017	148,642	1,013,979	271,531	219,926	264,176	196,943	251,134	745,903	356,315
10/19/2017	147,294	939,937	298,758	183,884	238,151	208,001	235,520	842,730	374,748
10/20/2017	160,200	827,769	223,908	155,032	271,986	445,077	219,232	542,548	869,038
10/23/2017	143,836	783,790	347,535	172,292	228,025	138,772	195,445	666,870	526,576
10/24/2017	197,460	1,163,367	449,489	509,608	439,772	154,217	347,020	1,202,251	878,680
10/25/2017	175,774	1,427,424	571,204	317,907	418,744	159,553	352,256	1,057,883	649,651
10/26/2017	159,040	1,020,452	600,499	292,671	370,857	123,995	305,440	1,124,855	815,949
10/27/2017	204,472	914,267	532,266	260,619	325,530	169,685	365,602	1,202,627	954,896
10/30/2017	227,156	1,277,771	475,816	273,714	374,337	206,915	322,105	1,135,696	1,267,328
10/31/2017	286,269	1,403,840	922,848	360,178	450,630	212,111	320,646	802,658	1,414,386
11/1/2017	229,346	1,454,490	784,647	348,083	617,004	132,887	407,974	878,266	1,029,888
11/2/2017	228,878	2,167,538	539,239	424,555	505,095	215,143	301,454	1,355,693	1,315,746
11/3/2017	275,693	2,344,866	1,950,312	195,168	624,248	209,334	249,437	1,688,008	754,820
11/6/2017	363,885	1,337,235	1,044,737	176,756	337,774	171,645	297,971	1,441,834	619,354
11/7/2017	259,916	1,063,389	1,359,948	243,628	393,947	160,215	314,470	2,088,477	575,826
11/8/2017	261,724	1,296,319	834,656	312,001	573,027	283,804	216,234	1,128,725	434,763
11/9/2017	193,383	898,160	390,835	186,138	404,189	126,268	166,111	1,032,577	449,587
11/10/2017	262,868	1,485,482	554,479	107,630	913,311	238,651	264,461	1,318,028	414,998
11/13/2017	235,263	1,757,823	566,876	209,655	429,185	184,888	254,562	2,726,021	691,905
11/14/2017	197,087	1,523,235	508,825	270,885	508,688	157,907	350,388	1,753,006	533,345
11/15/2017	185,867	1,341,186	580,477	309,597	480,736	216,214	314,419	944,882	763,148
11/16/2017	169,773	1,204,401	540,416	233,583	654,580	150,119	240,011	991,416	625,750
11/17/2017	204,570	3,549,001	648,903	190,247	555,380	156,105	658,384	830,197	511,219
11/20/2017	140,697	1,133,696	466,596	162,879	515,796	185,981	218,665	579,223	419,296
11/21/2017	219,537	1,290,962	583,776	256,848	359,856	150,515	278,723	828,414	379,259
11/22/2017	147,473	949,838	327,026	228,060	259,468	221,929	215,291	609,987	301,997
11/24/2017	68,626	333,956	128,517	79,196	152,453	67,020	94,298	279,878	123,168
11/27/2017	154,229	934,064	451,981	203,594	338,503	268,639	562,601	632,353	489,082
11/28/2017	194,190	950,931	444,206	222,449	300,613	198,457	265,304	527,165	440,095
11/29/2017	266,494	1,131,360	490,063	289,470	387,851	155,729	315,655	610,105	355,677
11/30/2017	207,308	2,289,559	562,289	242,363	414,673	228,476	359,410	1,478,123	694,664
12/1/2017	238,384	1,500,238	409,876	212,951	351,329	161,032	231,730	1,779,844	476,010
12/4/2017	164,211	963,387	473,641	290,196	373,006	275,617	339,329	955,978	413,219
12/5/2017	224,524	1,260,196	405,782	183,546	329,578	208,151	262,982	1,427,446	491,913
12/6/2017	150,652	1,374,812	448,484	157,092	382,410	118,853	201,785	1,253,760	382,964
12/7/2017	162,279	1,081,231	635,699	235,589	494,955	280,926	389,914	1,185,600	630,357
12/8/2017	114,547	748,247	532,094	208,600	384,062	129,059	209,537	979,940	677,319
12/11/2017	251,886	922,899	521,161	225,072	350,095	166,955	315,295	1,044,698	439,154
12/12/2017	155,176	983,020	727,480	292,797	424,901	169,630	443,037	800,079	535,221
12/13/2017	157,824	1,387,936	786,373	167,495	480,052	190,126	317,096	643,072	980,193



12/14/2017	172,194	1,097,556	656,773	186,413	666,810	164,912	222,581	831,462	1,072,923
12/15/2017	792,592	3,155,270	1,448,730	704,147	961,001	751,835	700,214	1,854,430	1,982,460
12/18/2017	221,944	1,622,495	595,283	305,353	297,163	173,086	368,274	880,797	453,173
12/19/2017	196,702	1,489,049	664,489	201,457	505,037	172,516	281,181	1,160,470	381,096
12/20/2017	315,764	1,152,657	679,326	212,136	286,226	257,017	331,131	829,042	320,125
12/21/2017	177,262	965,901	430,366	216,095	329,567	220,942	456,342	656,164	684,513
12/22/2017	172,035	1,084,478	466,268	111,711	238,476	118,144	236,909	754,997	512,369
12/26/2017	369,760	1,079,547	386,728	97,369	175,933	112,213	177,438	935,301	567,392
12/27/2017	203,300	1,008,300	353,590	259,229	216,700	159,065	296,348	1,150,361	1,475,446
12/28/2017	214,623	1,246,688	355,401	220,708	275,043	163,059	149,387	1,186,826	454,585
12/29/2017	210,334	1,101,317	470,791	148,267	308,976	142,581	232,503	1,051,872	391,422
1/2/2018	340,058	1,392,976	556,616	552,273	499,827	277,788	619,849	1,170,724	761,927
1/3/2018	218,529	1,481,837	375,961	185,129	436,864	181,347	331,516	1,307,842	950,063
1/4/2018	184,878	1,352,481	680,461	396,553	737,224	230,875	440,531	1,459,339	926,592
1/5/2018	386,241	1,665,006	464,547	178,873	522,125	367,610	196,071	1,368,050	440,655
1/8/2018	332,000	1,718,948	490,979	239,074	748,379	293,663	329,824	1,230,029	900,019
1/9/2018	365,765	1,747,392	2,001,134	256,044	909,113	435,394	439,128	1,039,786	1,209,092
1/10/2018	279,863	1,785,791	995,887	351,533	509,783	523,676	367,811	2,064,151	1,161,771
1/11/2018	290,057	1,567,437	711,793	325,880	679,938	452,371	270,313	1,883,223	1,680,855
1/12/2018	255,019	1,642,836	663,273	205,985	297,862	445,304	288,803	1,425,257	634,953
1/16/2018	346,439	4,681,814	563,094	284,403	652,008	452,006	1,049,737	1,585,451	964,068
1/17/2018	295,614	2,362,316	891,553	262,885	496,525	247,296	643,445	1,304,778	1,514,291
1/18/2018	417,886	1,997,014	722,830	203,786	344,472	365,224	428,616	2,422,720	1,195,452
1/19/2018	511,647	2,032,886	501,239	233,664	324,756	318,527	475,610	1,168,067	1,271,813
1/22/2018	262,553	1,689,159	601,627	227,267	345,492	398,600	427,526	1,254,515	714,156
1/23/2018	382,517	1,795,714	667,117	203,570	263,410	361,845	434,656	1,346,781	907,478
1/24/2018	303,729	1,070,369	911,008	163,194	340,309	286,385	309,551	2,047,376	775,695
1/25/2018	263,789	1,414,574	1,140,018	167,954	483,158	250,644	389,454	1,273,601	832,251
1/26/2018	181,677	1,403,542	805,206	145,137	727,908	239,060	355,841	994,356	534,017
1/29/2018	165,713	1,216,003	901,854	139,128	604,346	201,931	322,086	1,155,765	512,508
1/30/2018	156,658	1,912,017	876,440	245,004	551,299	241,140	349,931	1,363,550	528,068
1/31/2018	224,588	1,930,614	5,139,543	229,761	1,031,509	263,611	381,508	2,410,713	587,415
2/1/2018	249,822	1,502,578	1,438,429	305,707	544,257	224,607	467,938	1,200,963	530,826
2/2/2018	301,096	1,888,751	1,165,027	239,885	483,968	247,323	336,878	1,526,678	588,895
2/5/2018	259,741	2,431,260	1,258,524	325,970	872,875	331,692	380,942	1,519,241	923,459
2/6/2018	638,267	3,223,825	1,705,187	304,338	830,437	523,172	484,379	1,993,098	1,070,121
2/7/2018	340,280	1,891,515	1,301,107	171,101	623,495	261,531	235,337	1,513,360	832,908
2/8/2018	455,478	2,675,012	1,093,645	385,113	408,243	335,258	399,662	1,598,826	1,558,483
2/9/2018	385,404	3,225,472	1,023,082	483,862	545,407	285,442	408,153	1,755,494	917,375
2/12/2018	279,667	2,176,856	721,818	347,126	479,464	216,496	662,313	1,813,400	712,389
2/13/2018	267,487	1,773,953	775,624	312,349	404,591	287,634	629,417	2,827,110	556,719
2/14/2018	460,649	1,924,144	408,310	467,716	718,555	187,474	688,935	1,134,583	428,347
2/15/2018	394,647	1,758,916	485,863	458,158	496,432	149,729	376,256	805,061	477,829
2/16/2018	648,355	3,173,221	429,917	260,798	537,368	184,200	407,043	834,633	407,145
2/20/2018	347,956	2,616,641	572,205	198,265	447,859	216,595	352,091	1,412,463	441,469
2/21/2018	438,293	1,757,561	503,052	212,106	707,480	391,534	537,775	2,167,952	1,206,659
2/22/2018	284,218	2,138,196	389,333	220,072	323,658	340,308	233,868	2,420,422	398,798
2/23/2018	223,362	1,958,994	310,061	475,965	267,905	301,569	383,951	3,445,711	464,863
2/26/2018	177,230	1,645,426	258,858	262,381	372,478	248,193	301,478	1,768,340	587,499
2/27/2018	191,814	1,935,060	367,817	217,423	376,608	237,673	293,481	1,684,699	440,212
2/28/2018	421,236	1,929,824	615,859	313,053	490,587	351,440	1,406,068	1,664,343	863,538

















































ALE-US	LNT-US	BKH-US	EE-US	HE-US	IDA-US	NWE-US	OGE-US	PNM-US	Average
0.48%	0.55%	0.69%	0.45%	0.52%	0.48%	0.63%	0.54%	0.68%	0.56%
0.51%	0.58%	0.75%	0.46%	0.55%	0.47%	0.66%	0.56%	0.70%	0.58%
0.51%	0.61%	0.82%	0.48%	0.42%	0.46%	0.71%	0.58%	0.75%	0.59%
0.49%	0.62%	0.86%	0.51%	0.44%	0.44%	0.72%	0.57%	0.75%	0.60%
0.46%	0.58%	0.83%	0.51%	0.42%	0.41%	0.77%	0.54%	0.76%	0.59%

[3] ALE-US	[3] LNT-US	[3] BKH-US	[3] EE-US	[3] HE-US	[3] IDA-US	[3] NWE-US	[3] OGE-US	[3] PNM-US	% Traded
0.76%	0.56%	1.03%	0.79%	0.45%	0.72%	0.76%	0.45%	1.32%	
0.64%	0.35%	0.39%	0.53%	0.25%	0.63%	0.49%	0.79%	0.48%	
0.83%	0.34%	0.51%	0.73%	0.31%	0.57%	0.36%	0.38%	0.70%	
0.40%	0.41%	0.35%	0.37%	0.25%	0.30%	0.20%	0.35%	0.46%	
0.35%	0.39%	0.52%	0.76%	0.25%	0.34%	0.32%	0.38%	0.89%	
0.41%	0.32%	0.40%	0.44%	0.22%	0.28%	0.35%	0.32%	0.70%	
0.40%	0.35%	0.28%	0.29%	0.30%	0.21%	0.45%	0.31%	0.62%	
0.34%	0.40%	0.39%	0.33%	0.19%	0.25%	0.40%	0.31%	0.62%	
0.58%	0.30%	0.27%	0.64%	0.25%	0.19%	0.30%	0.27%	0.45%	
0.71%	0.32%	0.58%	0.54%	0.23%	0.26%	0.32%	0.27%	0.54%	
0.32%	0.36%	0.34%	0.28%	0.18%	0.15%	0.33%	0.32%	1.47%	
0.38%	0.45%	0.57%	1.05%	0.19%	0.23%	0.21%	0.36%	1.10%	
0.27%	0.41%	0.60%	0.96%	0.17%	0.25%	0.33%	0.21%	0.43%	
0.28%	0.51%	1.16%	0.38%	0.26%	0.22%	0.36%	0.40%	0.82%	
0.54%	0.38%	0.53%	0.48%	0.22%	0.82%	0.39%	0.24%	0.50%	
0.59%	0.47%	0.62%	0.57%	0.28%	1.03%	0.49%	0.37%	0.48%	
0.32%	0.55%	0.51%	0.30%	0.31%	0.54%	0.32%	0.55%	0.54%	
0.67%	0.56%	0.76%	0.31%	0.23%	0.46%	0.41%	0.34%	0.84%	
0.63%	0.70%	0.86%	0.44%	0.55%	0.45%	0.42%	0.71%	0.55%	
0.46%	0.72%	0.58%	0.36%	0.35%	0.58%	0.21%	0.43%	0.49%	
0.37%	0.49%	0.86%	0.65%	0.39%	0.43%	0.61%	0.41%	0.49%	
0.49%	0.52%	0.65%	0.37%	0.34%	0.37%	0.69%	0.38%	0.47%	
0.27%	0.32%	0.79%	0.30%	0.35%	0.70%	0.32%	0.32%	0.69%	
0.40%	0.43%	0.80%	0.23%	0.56%	0.40%	0.27%	0.34%	0.50%	
0.23%	0.61%	0.41%	0.14%	0.21%	0.44%	0.19%	0.96%	0.47%	
0.18%	0.21%	0.38%	0.17%	0.58%	0.24%	0.51%	0.23%	0.34%	
0.17%	0.22%	0.31%	0.13%	0.43%	0.19%	0.34%	0.24%	0.51%	
0.16%	0.24%	0.28%	0.19%	0.67%	0.17%	0.33%	0.32%	0.47%	
0.34%	0.29%	0.39%	0.53%	0.22%	0.17%	0.36%	0.45%	0.53%	
0.31%	0.39%	0.44%	0.51%	0.24%	0.29%	0.88%	0.31%	0.34%	
0.22%	0.54%	0.32%	0.32%	0.24%	0.16%	0.59%	0.47%	0.27%	
0.35%	0.61%	0.47%	0.54%	0.48%	0.29%	0.51%	0.25%	1.38%	
0.67%	0.70%	0.61%	0.65%	0.62%	0.30%	0.71%	0.40%	1.27%	
0.66%	0.43%	0.79%	0.61%	0.46%	0.38%	0.60%	0.25%	1.04%	
0.46%	0.50%	0.39%	0.81%	0.39%	0.33%	0.66%	0.35%	0.51%	
0.53%	0.36%	0.55%	0.49%	0.24%	0.70%	0.34%	0.30%	0.40%	
0.93%	0.46%	0.50%	0.54%	0.28%	0.44%	0.82%	0.49%	0.45%	
0.60%	0.47%	0.28%	0.43%	0.32%	0.23%	0.64%	0.78%	0.75%	
0.30%	0.31%	0.25%	0.29%	0.21%	0.37%	0.50%	1.24%	0.64%	
0.37%	0.51%	0.40%	0.33%	0.48%	0.49%	0.62%	1.18%	0.87%	
0.43%	0.74%	0.71%	0.48%	0.84%	0.67%	0.74%	1.13%	1.21%	
0.28%	0.31%	0.54%	0.41%	0.59%	0.41%	0.57%	0.61%	1.32%	
0.36%	0.43%	0.51%	0.47%	0.47%	0.32%	0.50%	0.59%	0.91%	
0.29%	0.37%	0.31%	0.33%	0.24%	0.26%	0.34%	0.64%	0.79%	
0.18%	0.49%	0.32%	0.38%	0.33%	0.23%	0.36%	0.40%	0.77%	
0.18%	0.59%	0.31%	0.42%	0.24%	0.22%	0.31%	0.47%	0.55%	
0.17%	0.30%	0.31%	0.29%	0.32%	0.39%	0.21%	0.53%	0.47%	
0.23%	0.30%	0.25%	0.60%	0.21%	0.21%	0.32%	0.65%	0.85%	
0.23%	0.32%	0.45%	0.27%	0.25%	0.20%	0.41%	0.41%	0.36%	
0.28%	0.33%	0.41%	0.42%	0.25%	0.23%	0.41%	0.56%	0.53%	
0.66%	0.43%	1.01%	0.78%	0.43%	0.76%	0.78%	2.76%	2.07%	
0.25%	0.28%	0.68%	0.38%	0.37%	0.17%	0.54%	1.01%	0.71%	
0.21%	0.46%	0.36%	0.52%	1.73%	0.21%	0.35%	0.68%	0.62%	
0.22%	0.34%	0.42%	0.26%	5.77%	0.31%	0.28%	0.57%	0.36%	
0.27%	0.25%	0.34%	0.44%	0.50%	0.22%	0.40%	0.85%	0.48%	
0.48%	0.36%	0.28%	0.41%	0.32%	0.20%	0.28%	0.41%	0.32%	
0.25%	0.24%	0.30%	0.78%	0.36%	0.26%	0.24%	0.49%	0.39%	
0.29%	0.23%	0.30%	0.84%	0.33%	0.21%	0.43%	0.60%	0.30%	

0.37%	0.25%	0.40%	0.48%	0.34%	0.22%	0.50%	0.38%	0.40%
0.44%	0.41%	0.67%	0.52%	0.32%	0.47%	0.78%	0.73%	0.50%
0.34%	0.29%	0.41%	0.51%	0.28%	0.34%	0.46%	0.33%	0.41%
0.32%	0.26%	0.44%	0.49%	0.27%	0.46%	0.26%	0.45%	0.54%
0.26%	0.47%	0.47%	0.66%	0.41%	0.72%	0.31%	0.92%	0.54%
0.31%	0.34%	0.41%	0.58%	0.26%	0.31%	0.28%	0.68%	0.55%
0.52%	0.46%	0.30%	0.38%	0.36%	0.39%	0.29%	0.36%	0.36%
0.22%	0.29%	0.46%	0.67%	0.47%	0.33%	0.23%	0.40%	0.37%
0.23%	0.38%	0.25%	0.62%	0.27%	0.42%	0.22%	0.38%	0.36%
0.38%	0.44%	0.45%	0.54%	0.89%	0.32%	0.40%	0.47%	0.57%
0.23%	0.32%	0.42%	0.39%	0.37%	0.28%	0.29%	0.35%	0.47%
0.16%	0.33%	0.46%	0.49%	0.30%	0.17%	0.39%	0.42%	0.42%
1.24%	0.48%	1.06%	0.91%	0.52%	0.54%	0.44%	0.78%	0.79%
0.83%	0.36%	0.67%	0.54%	0.40%	0.36%	0.47%	0.32%	0.56%
0.62%	0.49%	0.67%	0.82%	0.53%	0.42%	0.37%	0.42%	0.62%
0.47%	0.49%	0.49%	0.68%	0.50%	0.41%	0.40%	0.52%	0.63%
0.34%	0.16%	0.51%	0.90%	0.21%	0.34%	0.49%	0.35%	0.39%
0.33%	0.21%	0.32%	0.45%	0.21%	0.21%	0.27%	0.45%	0.48%
0.47%	0.68%	0.79%	0.66%	0.25%	0.21%	0.29%	0.41%	0.53%
0.30%	0.29%	0.28%	0.62%	0.92%	0.25%	0.29%	0.23%	0.28%
0.43%	0.71%	0.27%	1.10%	0.36%	0.35%	0.27%	0.27%	0.37%
0.39%	0.30%	0.49%	0.35%	0.18%	0.29%	0.39%	0.36%	0.35%
0.46%	0.53%	0.33%	0.41%	0.22%	0.68%	0.29%	0.50%	0.76%
0.26%	0.76%	0.46%	0.55%	0.37%	0.52%	0.33%	0.58%	0.58%
0.61%	0.40%	0.65%	0.65%	0.27%	0.74%	0.82%	0.83%	0.67%
0.25%	0.24%	0.66%	0.91%	0.40%	0.56%	0.51%	0.61%	0.51%
0.73%	0.53%	0.63%	0.59%	0.28%	0.73%	0.49%	0.67%	0.55%
0.23%	0.67%	0.42%	0.63%	0.31%	0.32%	0.34%	0.52%	0.66%
0.29%	0.48%	0.59%	0.63%	0.32%	0.61%	0.43%	0.65%	0.46%
0.26%	0.29%	0.34%	0.57%	0.36%	0.57%	0.55%	0.42%	0.64%
0.56%	0.31%	0.50%	0.31%	0.38%	0.26%	0.23%	0.87%	0.71%
0.49%	0.24%	0.68%	0.48%	0.20%	0.42%	0.18%	0.26%	0.58%
0.31%	0.37%	0.54%	0.45%	0.27%	0.82%	0.29%	0.41%	0.25%
0.36%	0.41%	0.45%	0.55%	0.26%	0.58%	0.63%	0.38%	0.58%
0.29%	0.44%	0.38%	0.47%	0.40%	0.39%	0.50%	0.31%	0.56%
0.19%	0.18%	0.31%	0.23%	0.29%	0.34%	0.41%	0.23%	0.46%
0.28%	0.32%	0.78%	0.34%	0.38%	0.36%	0.61%	0.23%	0.64%
0.21%	0.29%	0.52%	0.32%	0.45%	0.39%	0.45%	0.25%	0.64%
0.51%	0.39%	0.29%	0.29%	0.35%	0.31%	0.40%	0.36%	0.66%
0.31%	0.43%	0.47%	0.37%	0.44%	1.19%	0.52%	0.42%	0.58%
0.32%	0.54%	1.02%	0.34%	0.57%	1.28%	0.50%	0.48%	1.01%
0.19%	0.40%	0.39%	0.26%	0.35%	0.70%	0.24%	0.17%	0.85%
0.57%	0.30%	0.38%	0.43%	0.29%	0.44%	0.42%	0.28%	0.76%
0.31%	0.51%	0.37%	0.35%	0.77%	0.53%	0.83%	0.50%	0.71%
0.37%	0.64%	0.33%	0.45%	0.41%	0.70%	0.63%	0.24%	0.79%
0.63%	0.38%	0.36%	0.44%	0.46%	0.48%	1.38%	0.34%	0.54%
0.72%	0.52%	0.75%	0.62%	0.44%	0.87%	1.03%	0.36%	0.80%
0.74%	0.59%	0.60%	0.25%	1.04%	0.87%	0.58%	0.35%	0.61%
0.34%	0.42%	0.54%	0.17%	0.89%	0.58%	0.48%	0.58%	0.54%
0.37%	0.52%	0.48%	0.44%	0.66%	0.82%	0.39%	0.49%	0.82%
0.32%	0.40%	0.33%	0.24%	0.58%	0.84%	0.31%	0.42%	0.85%
0.29%	0.27%	0.23%	0.37%	0.81%	0.64%	0.30%	0.16%	0.59%
0.26%	0.42%	0.29%	0.33%	0.66%	0.84%	0.40%	0.23%	0.38%
0.26%	0.17%	0.26%	0.49%	0.70%	0.60%	0.45%	0.53%	0.48%
0.20%	0.18%	0.25%	0.26%	0.61%	0.33%	0.36%	0.44%	0.75%
0.27%	0.28%	0.21%	0.20%	0.42%	0.41%	0.51%	0.66%	0.57%
0.37%	0.23%	0.20%	0.32%	0.37%	0.54%	0.49%	0.35%	0.49%
0.32%	0.22%	0.30%	0.27%	0.38%	0.38%	0.53%	0.43%	0.46%
0.41%	0.25%	0.25%	0.19%	0.76%	0.47%	0.43%	0.42%	0.42%
0.51%	0.51%	0.43%	0.35%	0.71%	0.60%	0.75%	0.37%	0.69%
0.78%	0.55%	0.85%	0.81%	1.11%	0.84%	1.30%	0.53%	0.93%
0.37%	0.24%	0.36%	0.50%	0.55%	0.43%	0.89%	0.52%	0.60%
0.70%	0.37%	0.28%	0.62%	0.42%	0.42%	0.47%	0.88%	0.52%
0.43%	0.37%	0.47%	0.44%	0.46%	0.34%	0.65%	0.67%	0.76%
0.37%	0.37%	0.34%	0.27%	0.37%	0.41%	0.50%	0.38%	0.58%
0.58%	0.60%	0.47%	0.61%	0.71%	0.63%	1.09%	0.65%	0.78%
0.35%	0.63%	0.34%	0.35%	0.45%	0.31%	0.47%	0.38%	0.55%
0.20%	0.46%	0.38%	0.18%	0.44%	0.25%	0.61%	0.36%	1.00%
0.07%	0.19%	0.12%	0.08%	0.38%	0.13%	0.23%	0.24%	0.24%
0.23%	0.22%	0.22%	0.18%	0.25%	0.31%	0.46%	0.25%	0.61%



0.27%	0.29%	0.46%	0.17%	0.54%	0.49%	0.77%	0.28%	0.41%
0.28%	0.36%	0.31%	0.31%	0.44%	0.36%	0.62%	0.32%	0.96%
0.35%	0.33%	0.50%	0.30%	0.38%	0.60%	0.61%	0.61%	0.41%
0.29%	0.34%	0.33%	0.29%	0.34%	0.43%	0.35%	0.31%	0.43%
0.19%	0.42%	0.48%	0.25%	0.30%	0.28%	0.56%	0.23%	0.29%
0.29%	0.55%	0.44%	0.33%	0.39%	0.26%	0.86%	0.24%	0.34%
0.24%	0.42%	0.59%	0.26%	0.32%	0.39%	0.48%	0.37%	0.34%
0.17%	0.36%	0.25%	0.23%	0.17%	0.27%	0.63%	0.44%	0.51%
0.32%	0.24%	0.44%	0.48%	0.24%	0.36%	0.52%	0.26%	0.27%
0.19%	0.16%	0.51%	0.44%	0.38%	0.35%	0.37%	0.29%	0.49%
0.30%	0.42%	0.42%	0.30%	0.22%	0.23%	0.20%	0.52%	0.44%
0.22%	0.32%	0.56%	0.26%	0.26%	0.25%	0.36%	0.35%	0.27%
0.48%	0.43%	0.46%	0.27%	0.20%	0.24%	0.58%	0.42%	0.41%
0.38%	0.32%	0.39%	0.48%	0.26%	0.33%	1.51%	0.43%	0.62%
0.20%	0.40%	0.28%	0.15%	0.16%	0.19%	0.61%	0.37%	0.20%
0.24%	0.57%	0.32%	0.28%	0.22%	0.24%	0.53%	0.19%	0.38%
0.26%	0.65%	0.40%	0.24%	0.24%	0.25%	0.27%	0.24%	0.35%
0.23%	0.55%	0.46%	0.23%	0.43%	0.37%	0.31%	0.54%	0.28%
0.52%	0.66%	0.87%	0.19%	0.70%	0.92%	0.33%	0.80%	0.70%
0.24%	0.22%	0.47%	0.23%	0.26%	0.30%	0.26%	0.26%	0.88%
0.30%	0.37%	0.46%	0.28%	0.30%	0.59%	0.32%	0.31%	0.79%
0.23%	0.26%	0.57%	0.29%	0.19%	0.34%	0.25%	0.34%	0.43%
0.52%	0.35%	0.24%	0.40%	0.25%	0.36%	0.41%	0.44%	0.53%
0.42%	0.34%	0.31%	0.30%	0.24%	0.25%	0.81%	0.53%	0.50%
0.25%	0.35%	0.29%	0.15%	0.22%	0.29%	0.15%	0.47%	0.38%
0.26%	0.37%	0.19%	0.16%	0.27%	0.23%	0.24%	0.29%	0.67%
0.26%	0.37%	0.21%	0.16%	0.21%	0.32%	0.42%	0.21%	0.53%
0.29%	0.27%	0.20%	0.24%	0.66%	0.33%	0.40%	0.30%	0.45%
0.26%	0.44%	0.37%	0.33%	0.39%	0.47%	1.32%	0.29%	0.55%
0.41%	0.31%	0.34%	0.32%	0.60%	0.42%	0.81%	0.27%	0.52%
0.39%	0.24%	0.32%	0.22%	0.49%	0.32%	0.58%	0.32%	0.56%
0.56%	0.33%	0.46%	0.27%	0.29%	0.30%	0.57%	0.58%	0.91%
0.34%	0.40%	0.33%	0.26%	0.34%	0.24%	0.42%	0.35%	0.59%
0.34%	0.35%	0.24%	0.21%	0.18%	0.29%	0.37%	0.19%	0.52%
0.36%	0.26%	0.29%	0.22%	0.18%	0.46%	0.52%	0.25%	0.59%
0.30%	0.37%	0.18%	0.09%	0.25%	0.23%	0.28%	0.17%	0.40%
0.34%	0.51%	0.39%	0.54%	0.28%	0.56%	0.39%	0.20%	1.13%
0.42%	0.31%	0.32%	0.23%	0.26%	0.54%	0.30%	0.21%	0.54%
0.31%	0.31%	0.29%	0.27%	0.19%	0.29%	0.38%	0.21%	0.47%
0.36%	0.42%	0.66%	0.47%	0.53%	0.57%	0.36%	0.33%	0.55%
0.33%	0.90%	0.88%	0.39%	0.89%	1.06%	0.56%	0.79%	0.94%
0.72%	1.30%	0.48%	0.30%	0.72%	1.23%	0.54%	0.43%	0.64%
0.38%	0.69%	0.28%	0.46%	0.44%	0.88%	0.60%	0.23%	0.40%
0.36%	0.99%	0.48%	0.27%	0.38%	0.47%	0.70%	0.31%	0.48%
0.28%	0.39%	0.30%	0.62%	0.29%	0.53%	0.90%	0.27%	0.51%
0.52%	0.44%	0.29%	0.56%	0.31%	0.70%	0.81%	0.26%	0.56%
0.24%	0.30%	0.43%	0.54%	0.41%	0.41%	1.17%	0.31%	0.49%
0.42%	0.22%	0.26%	0.32%	0.22%	0.29%	0.99%	0.31%	0.31%
0.70%	0.34%	0.16%	0.39%	0.22%	0.26%	0.74%	0.19%	0.41%
0.37%	0.75%	0.51%	0.49%	0.31%	0.52%	0.62%	0.34%	0.70%
0.35%	0.76%	0.37%	0.24%	0.25%	0.57%	0.92%	0.57%	0.70%
0.44%	0.61%	0.56%	0.48%	0.38%	0.70%	0.67%	0.49%	0.61%
0.32%	0.69%	0.25%	0.42%	0.18%	0.35%	0.44%	0.37%	0.41%
0.85%	0.85%	0.73%	0.61%	0.58%	0.90%	0.75%	0.52%	0.96%
0.44%	0.51%	0.38%	0.38%	0.40%	0.36%	0.56%	0.42%	0.47%
0.30%	0.52%	0.46%	0.43%	0.25%	0.39%	1.26%	0.49%	0.35%
0.18%	0.37%	0.36%	0.37%	0.16%	0.81%	0.70%	0.27%	0.22%
0.35%	0.34%	0.39%	0.20%	0.25%	0.79%	0.34%	0.25%	0.32%
0.24%	0.23%	0.30%	0.25%	0.27%	1.06%	1.89%	0.21%	0.39%
0.52%	0.49%	0.38%	0.43%	0.35%	0.54%	1.49%	0.39%	1.01%
0.65%	0.85%	0.76%	0.66%	0.66%	0.89%	0.87%	0.78%	0.94%
0.47%	0.43%	0.53%	0.43%	0.33%	0.31%	1.09%	0.38%	0.38%
0.29%	0.62%	0.54%	0.22%	0.58%	0.59%	0.68%	0.28%	0.49%
0.15%	0.22%	0.35%	0.23%	0.36%	0.20%	0.70%	0.32%	0.26%
0.16%	0.28%	0.72%	0.21%	0.36%	0.47%	0.62%	0.22%	0.41%
0.32%	0.37%	0.57%	0.26%	0.38%	0.40%	0.64%	0.49%	0.32%
0.33%	0.31%	0.55%	0.44%	0.37%	0.34%	1.35%	0.32%	0.66%
0.46%	0.37%	0.50%	0.33%	0.39%	0.43%	0.64%	0.38%	0.69%
0.40%	0.36%	0.37%	0.30%	0.43%	0.33%	0.76%	0.35%	0.54%
0.42%	0.34%	0.40%	0.37%	0.48%	0.48%	0.52%	0.31%	0.33%

0.30%	0.30%	0.27%	0.49%	0.48%	0.30%	0.49%	0.31%	0.46%
0.25%	0.53%	0.30%	0.46%	0.27%	0.31%	0.42%	0.32%	0.28%
0.35%	0.42%	0.35%	0.42%	0.28%	0.33%	0.49%	0.39%	0.39%
0.36%	0.32%	0.44%	0.49%	0.40%	0.71%	0.45%	0.27%	0.46%
0.22%	0.34%	0.28%	0.33%	0.34%	0.39%	0.39%	0.30%	0.33%
0.37%	0.44%	0.24%	0.37%	0.47%	0.47%	0.36%	0.39%	0.41%
0.39%	0.59%	0.29%	0.56%	0.36%	0.77%	0.55%	0.42%	0.81%
0.26%	0.40%	0.24%	0.29%	0.36%	0.43%	0.40%	0.32%	0.56%
0.23%	0.31%	0.23%	0.25%	0.46%	0.29%	0.41%	0.42%	0.34%
0.33%	0.55%	0.41%	0.25%	0.61%	0.34%	0.45%	0.49%	0.52%
0.19%	0.54%	0.34%	0.18%	0.39%	0.40%	0.41%	0.28%	0.54%
0.34%	0.50%	0.36%	0.25%	0.34%	0.37%	0.31%	0.35%	0.34%
0.31%	0.70%	0.31%	0.28%	0.65%	0.35%	0.44%	0.39%	0.49%
0.85%	0.36%	0.42%	0.46%	0.31%	0.49%	0.45%	0.35%	0.65%
0.50%	0.48%	0.34%	0.37%	0.34%	0.46%	0.41%	0.44%	0.46%
0.30%	0.46%	0.93%	0.19%	0.59%	0.71%	0.64%	0.68%	0.37%
0.19%	0.47%	0.55%	0.27%	0.31%	0.50%	0.43%	0.91%	0.32%
0.34%	0.73%	0.48%	0.42%	0.34%	0.54%	0.47%	0.49%	0.46%
0.23%	0.61%	0.55%	0.52%	0.47%	0.46%	0.42%	0.61%	0.51%
0.31%	0.44%	0.54%	0.44%	0.29%	0.49%	0.42%	0.45%	0.55%
0.27%	0.42%	0.44%	0.29%	0.42%	0.33%	0.42%	0.50%	0.35%
0.21%	0.73%	0.43%	0.17%	0.35%	0.44%	0.71%	0.25%	0.40%
0.16%	0.57%	0.51%	0.11%	0.20%	0.26%	0.39%	0.41%	0.23%
0.28%	0.64%	0.24%	0.26%	0.24%	0.34%	0.62%	0.23%	0.35%
0.34%	0.40%	0.27%	0.42%	0.24%	0.33%	0.60%	0.42%	0.48%
0.47%	0.55%	0.48%	0.28%	0.21%	0.42%	0.47%	0.35%	0.42%
0.48%	0.35%	0.30%	0.19%	0.21%	0.39%	0.49%	0.35%	0.27%
0.53%	0.40%	0.30%	0.58%	0.20%	0.52%	0.48%	0.39%	0.40%
0.33%	0.33%	0.29%	0.32%	0.14%	0.29%	0.35%	0.31%	0.42%
0.26%	0.28%	0.23%	0.26%	0.28%	0.41%	0.28%	0.28%	0.31%
0.27%	0.52%	0.27%	0.55%	0.30%	0.68%	0.53%	2.95%	0.47%
0.22%	0.41%	0.20%	0.73%	0.23%	0.41%	0.27%	1.61%	0.42%
0.17%	0.17%	0.19%	0.36%	0.36%	0.55%	0.22%	0.63%	0.33%
0.26%	0.54%	0.72%	0.52%	0.27%	0.90%	0.48%	0.83%	0.60%
0.32%	0.42%	0.85%	0.44%	0.29%	0.99%	0.45%	0.58%	1.39%
0.41%	0.41%	0.57%	0.44%	0.28%	0.85%	0.35%	0.54%	0.58%
0.32%	0.26%	0.48%	0.22%	0.27%	1.98%	0.39%	0.52%	0.53%
0.43%	0.22%	0.40%	0.40%	0.37%	0.94%	0.48%	0.38%	0.97%
0.51%	0.33%	0.36%	0.33%	0.27%	0.82%	0.47%	0.53%	1.43%
0.49%	0.51%	0.45%	0.74%	0.22%	0.73%	0.55%	0.60%	0.81%
0.57%	0.68%	0.44%	0.69%	0.48%	0.62%	0.62%	0.53%	0.55%
0.38%	0.46%	0.40%	0.62%	0.27%	0.97%	1.14%	0.36%	1.16%
0.35%	0.23%	0.42%	0.39%	0.23%	0.56%	0.43%	0.37%	0.66%
0.56%	0.47%	0.70%	0.65%	0.26%	2.34%	0.54%	0.66%	0.44%
0.45%	0.38%	0.52%	0.27%	0.29%	0.87%	0.65%	0.69%	0.64%
0.74%	0.53%	0.51%	0.95%	0.32%	1.20%	0.57%	0.87%	0.46%
0.40%	0.60%	0.45%	0.49%	0.25%	1.83%	0.54%	0.71%	0.55%
1.29%	0.86%	1.78%	1.03%	0.52%	7.38%	1.04%	1.96%	0.92%
0.42%	0.39%	0.57%	0.41%	0.33%	0.87%	0.33%	0.41%	0.47%
0.14%	0.21%	0.36%	0.16%	0.08%	0.32%	0.11%	0.16%	0.21%
0.35%	0.24%	0.31%	0.64%	0.22%	0.52%	0.26%	0.27%	0.29%
0.19%	0.22%	0.24%	0.37%	0.16%	0.56%	0.23%	0.20%	0.30%
0.14%	0.26%	0.40%	0.22%	0.22%	0.44%	0.26%	0.36%	0.27%
0.30%	0.35%	0.48%	0.58%	0.23%	0.62%	0.48%	0.34%	0.33%
0.41%	0.50%	0.60%	0.27%	0.43%	0.62%	0.51%	0.67%	0.46%
0.50%	0.40%	0.52%	0.29%	0.24%	0.46%	0.25%	0.45%	0.44%
0.35%	0.76%	0.71%	0.38%	0.45%	0.55%	0.32%	0.86%	0.56%
0.57%	0.42%	0.87%	0.38%	0.33%	0.71%	0.39%	0.59%	0.55%
0.39%	0.64%	1.39%	0.68%	0.66%	0.66%	0.48%	1.03%	0.63%
0.38%	0.53%	1.01%	0.37%	0.68%	0.68%	0.30%	0.46%	0.47%
0.23%	0.44%	0.87%	0.52%	0.42%	0.79%	0.30%	0.40%	0.44%
0.32%	0.30%	1.24%	1.08%	0.57%	0.51%	0.27%	0.43%	0.76%
0.24%	0.40%	0.96%	0.42%	0.29%	0.38%	0.31%	0.40%	0.52%
0.43%	0.41%	0.82%	0.39%	0.36%	0.28%	0.25%	0.35%	0.46%
0.19%	0.28%	0.75%	0.34%	0.22%	0.20%	0.25%	0.33%	0.25%
0.21%	0.39%	4.27%	0.49%	0.22%	0.34%	0.71%	0.33%	0.29%
0.20%	0.47%	0.92%	0.26%	0.32%	0.74%	0.40%	0.37%	0.99%
0.16%	0.68%	0.51%	0.16%	0.32%	0.35%	0.36%	0.43%	0.31%
0.37%	0.58%	0.46%	0.30%	0.33%	0.34%	0.34%	0.57%	0.40%
0.31%	0.62%	0.50%	0.40%	0.40%	0.66%	0.37%	0.59%	0.52%



0.27%	0.44%	0.67%	0.31%	0.32%	0.45%	0.41%	0.57%	0.52%
0.44%	0.41%	0.68%	0.39%	0.25%	0.58%	0.43%	0.38%	0.56%
0.45%	0.46%	0.50%	0.40%	0.48%	0.52%	0.41%	0.47%	0.46%
0.30%	0.33%	0.47%	0.31%	0.40%	0.48%	0.67%	0.52%	0.31%
0.46%	0.37%	0.60%	0.53%	0.53%	0.66%	0.41%	0.58%	0.68%
0.59%	0.95%	1.03%	0.63%	1.16%	1.21%	0.58%	1.19%	1.62%
0.26%	0.75%	0.75%	0.50%	0.93%	0.72%	0.40%	0.66%	1.01%
0.28%	0.46%	0.62%	0.37%	0.63%	0.66%	0.57%	0.59%	0.49%
0.25%	0.24%	0.61%	0.24%	0.32%	0.37%	0.30%	0.26%	0.42%
0.24%	0.25%	0.47%	0.43%	0.26%	0.38%	0.29%	0.51%	0.47%
0.25%	0.30%	0.52%	0.30%	0.37%	0.46%	0.29%	0.29%	0.33%
0.39%	0.36%	0.49%	0.19%	0.39%	0.53%	0.20%	0.29%	0.39%
0.20%	0.67%	0.54%	0.29%	0.23%	0.30%	0.21%	0.37%	0.33%
0.39%	0.36%	0.42%	0.34%	0.30%	0.49%	0.31%	0.50%	0.32%
0.28%	0.36%	0.72%	0.24%	0.71%	0.28%	0.28%	0.39%	0.35%
0.48%	0.38%	0.58%	0.32%	0.46%	0.45%	0.34%	0.50%	0.30%
0.34%	0.32%	0.67%	0.57%	1.47%	0.70%	0.51%	0.41%	0.42%
0.22%	0.28%	0.35%	0.35%	0.95%	0.95%	0.34%	0.46%	0.35%
0.40%	0.35%	0.50%	0.45%	0.72%	0.54%	0.53%	0.84%	0.45%
0.35%	0.43%	0.40%	0.57%	0.50%	0.61%	0.41%	0.60%	0.35%
0.30%	0.43%	0.31%	0.46%	0.49%	0.40%	0.39%	0.70%	0.31%
1.14%	0.43%	0.43%	0.46%	0.44%	0.44%	0.42%	0.73%	0.39%
4.45%	0.34%	0.29%	0.38%	0.50%	0.50%	0.34%	0.43%	0.33%
0.77%	0.37%	0.44%	0.45%	0.40%	0.73%	0.68%	0.42%	0.72%
0.65%	0.31%	0.52%	0.41%	0.58%	0.57%	0.74%	0.35%	0.58%
0.70%	0.41%	0.61%	0.54%	0.44%	0.99%	0.66%	0.46%	0.74%
0.45%	0.21%	0.65%	0.26%	0.56%	0.34%	0.39%	0.44%	0.50%
0.76%	0.31%	0.32%	0.17%	1.43%	0.40%	0.50%	0.36%	0.91%
1.00%	0.28%	0.85%	0.26%	1.45%	0.36%	0.64%	0.34%	0.52%
0.53%	0.22%	0.34%	0.35%	0.82%	0.31%	0.33%	0.33%	0.41%
0.45%	0.20%	0.47%	0.74%	0.84%	0.35%	0.86%	0.38%	0.66%
0.71%	0.50%	0.50%	0.32%	0.79%	0.59%	0.83%	0.42%	0.66%
0.54%	0.34%	0.55%	0.30%	0.77%	0.94%	0.45%	0.75%	0.84%
0.45%	0.36%	0.47%	0.26%	0.82%	0.67%	0.39%	0.50%	0.79%
0.58%	0.41%	0.53%	0.28%	0.52%	0.56%	0.36%	0.37%	0.41%
0.52%	0.38%	0.63%	0.80%	0.48%	0.61%	0.51%	0.45%	0.83%
0.78%	0.30%	0.34%	0.52%	0.70%	0.63%	0.74%	0.47%	0.83%
0.44%	0.70%	0.32%	0.55%	0.52%	0.40%	0.39%	0.25%	0.43%
1.61%	0.92%	1.47%	0.68%	1.66%	0.89%	0.65%	0.81%	1.33%
0.65%	0.60%	0.55%	0.35%	0.61%	0.38%	0.41%	0.34%	0.51%
0.60%	0.37%	0.36%	0.41%	0.66%	0.43%	0.40%	0.43%	0.37%
0.60%	1.09%	0.57%	0.57%	0.66%	0.57%	0.33%	0.30%	0.45%
0.71%	0.54%	0.36%	0.67%	0.48%	0.36%	0.37%	0.41%	0.35%
0.32%	0.31%	0.37%	0.27%	0.63%	0.27%	0.22%	0.35%	0.27%
0.52%	0.51%	0.52%	0.32%	0.77%	0.82%	0.33%	0.32%	0.55%
0.37%	0.47%	0.56%	0.36%	0.76%	0.48%	0.36%	0.94%	0.80%
0.37%	0.40%	0.60%	0.24%	7.11%	0.42%	0.42%	0.67%	0.36%
0.38%	0.29%	0.37%	0.13%	2.80%	0.35%	0.29%	0.37%	0.31%
0.48%	0.40%	0.51%	0.26%	2.54%	0.52%	0.46%	0.66%	0.51%
0.44%	0.89%	0.49%	0.34%	2.75%	0.39%	0.38%	0.77%	0.47%
0.41%	1.08%	0.63%	0.24%	2.13%	0.90%	0.24%	0.94%	0.36%
0.32%	0.51%	0.65%	0.28%	1.29%	1.48%	0.32%	0.91%	0.37%
0.96%	0.57%	0.63%	0.23%	1.11%	0.75%	0.57%	0.47%	0.46%
0.52%	0.91%	0.82%	0.33%	0.77%	0.42%	0.34%	0.79%	0.82%
0.69%	0.54%	0.87%	0.30%	1.85%	0.69%	0.44%	0.46%	0.63%
0.70%	0.54%	0.68%	0.22%	1.50%	0.63%	0.44%	0.61%	0.57%
0.45%	0.28%	0.58%	0.17%	1.05%	0.37%	0.21%	0.44%	0.56%
0.52%	0.55%	2.25%	0.22%	1.45%	0.34%	0.63%	0.34%	0.31%
0.55%	0.26%	0.57%	0.30%	0.73%	0.27%	0.18%	0.27%	0.30%
0.69%	0.38%	0.49%	0.26%	0.77%	1.04%	0.26%	0.37%	0.34%
0.33%	0.44%	0.55%	0.33%	0.63%	0.45%	0.33%	0.34%	0.42%
0.36%	0.65%	0.37%	0.22%	0.56%	0.60%	0.25%	0.32%	0.54%
0.34%	0.92%	0.51%	0.30%	0.81%	0.46%	0.53%	0.45%	1.12%
0.60%	0.82%	0.37%	0.39%	0.83%	0.48%	0.35%	0.34%	1.02%
0.54%	0.41%	0.37%	0.85%	0.89%	0.41%	0.45%	0.46%	1.15%
1.10%	0.54%	0.39%	0.33%	3.19%	0.53%	0.32%	0.72%	0.62%
0.66%	0.72%	0.67%	0.35%	1.94%	0.84%	0.55%	0.74%	0.96%
0.52%	0.73%	0.62%	0.30%	1.77%	0.54%	0.59%	0.43%	0.61%
0.38%	0.67%	0.46%	0.18%	1.07%	0.48%	0.48%	0.40%	0.53%
0.57%	0.62%	0.42%	0.35%	1.67%	0.42%	0.51%	0.44%	0.41%

0.48%	0.57%	0.55%	0.25%	1.41%	0.41%	0.56%	0.44%	2.00%
0.37%	0.56%	0.54%	0.29%	1.22%	0.71%	0.35%	0.69%	1.54%
0.38%	0.43%	0.35%	0.26%	0.85%	0.37%	0.47%	0.41%	0.72%
0.62%	0.39%	0.36%	0.34%	1.19%	0.56%	1.18%	0.38%	0.79%
0.60%	0.42%	0.50%	0.43%	0.83%	0.66%	0.40%	0.41%	0.65%
0.46%	0.24%	0.46%	0.35%	1.07%	0.52%	0.38%	0.26%	0.54%
0.44%	0.38%	0.67%	0.39%	1.09%	0.45%	0.27%	0.49%	0.68%
0.44%	0.33%	0.37%	0.29%	0.70%	0.27%	0.36%	0.33%	0.50%
0.41%	0.36%	0.59%	0.23%	1.05%	0.34%	0.31%	0.37%	0.62%
0.68%	0.39%	0.67%	0.50%	0.72%	0.55%	0.58%	0.35%	0.79%
0.45%	0.29%	0.43%	0.37%	0.48%	0.36%	0.33%	0.72%	0.43%
0.41%	0.32%	0.24%	0.24%	0.45%	0.25%	0.26%	0.66%	0.39%
0.64%	0.31%	0.33%	0.68%	0.47%	0.37%	0.34%	0.43%	0.35%
0.73%	0.24%	0.32%	0.41%	0.55%	0.40%	0.28%	0.60%	0.38%
0.62%	0.40%	0.30%	0.42%	0.97%	0.33%	0.82%	0.56%	0.37%
0.43%	0.27%	0.21%	0.34%	0.43%	0.25%	0.23%	0.23%	0.26%
0.52%	0.44%	0.27%	0.55%	0.60%	0.44%	0.30%	0.37%	0.31%
0.55%	0.33%	0.34%	0.30%	0.73%	0.33%	0.49%	0.23%	0.34%
0.58%	0.43%	0.49%	0.37%	0.80%	0.55%	0.54%	0.27%	0.78%
0.46%	0.20%	0.23%	0.16%	0.72%	0.41%	0.27%	0.56%	0.40%
0.62%	0.23%	0.41%	0.22%	1.44%	0.50%	0.35%	0.32%	0.33%
0.36%	0.29%	0.36%	0.32%	0.57%	0.32%	0.40%	0.27%	0.24%
0.36%	0.40%	0.26%	0.47%	0.48%	0.38%	0.46%	0.21%	0.20%
0.44%	0.29%	0.45%	0.29%	0.71%	0.47%	0.44%	0.21%	0.18%
0.47%	0.40%	0.22%	0.25%	0.56%	0.30%	0.98%	0.23%	0.19%
0.80%	0.27%	0.27%	0.51%	0.57%	0.37%	0.86%	0.30%	0.52%
0.36%	0.27%	0.23%	0.21%	0.54%	0.37%	0.29%	0.19%	0.18%
0.40%	0.36%	0.26%	0.24%	0.76%	0.39%	0.52%	0.37%	0.34%
0.53%	0.48%	0.47%	0.26%	1.06%	0.53%	0.61%	0.51%	0.47%
0.63%	0.35%	0.31%	0.31%	1.10%	0.33%	0.32%	0.33%	0.51%
0.41%	0.41%	0.30%	0.18%	0.78%	0.32%	0.30%	0.38%	0.39%
1.00%	0.62%	0.80%	0.82%	1.17%	0.85%	1.14%	0.39%	1.06%
0.38%	0.58%	0.29%	0.37%	1.30%	0.33%	0.80%	0.38%	0.37%
0.64%	0.26%	0.53%	0.37%	0.66%	0.50%	0.59%	0.45%	0.51%
0.52%	0.41%	0.36%	0.63%	0.60%	0.36%	0.38%	0.37%	0.62%
0.44%	0.43%	0.30%	0.32%	1.07%	0.42%	0.39%	0.44%	0.19%
1.03%	0.50%	0.63%	0.66%	1.03%	1.26%	0.57%	1.18%	0.99%
0.71%	0.47%	0.49%	0.53%	1.36%	0.85%	0.52%	0.60%	0.78%
0.55%	0.65%	0.86%	0.76%	0.87%	0.72%	0.60%	0.80%	0.83%
0.77%	0.51%	0.37%	0.49%	0.87%	0.35%	0.72%	0.53%	0.46%
0.48%	0.26%	0.23%	0.24%	0.91%	0.23%	0.55%	0.29%	0.40%
0.30%	0.35%	0.58%	0.47%	0.47%	0.24%	0.91%	0.35%	0.39%
0.45%	0.44%	0.59%	0.36%	0.64%	0.60%	0.52%	0.32%	0.42%
0.44%	0.45%	0.55%	0.47%	0.48%	0.28%	0.46%	0.25%	0.28%
0.44%	0.41%	0.57%	0.31%	0.62%	0.39%	0.48%	0.22%	0.31%
0.43%	0.49%	0.58%	0.42%	0.43%	0.25%	0.36%	0.33%	0.25%
0.38%	0.79%	0.55%	0.37%	0.95%	0.35%	0.28%	0.49%	0.41%
0.50%	0.58%	0.53%	0.30%	0.66%	0.23%	0.30%	0.23%	0.40%
0.59%	0.66%	0.59%	0.23%	0.98%	0.49%	0.38%	0.46%	0.67%
0.33%	0.50%	0.54%	0.24%	0.83%	0.40%	0.45%	0.42%	0.35%
0.44%	0.25%	1.58%	0.32%	0.71%	0.35%	0.45%	0.36%	0.38%
0.88%	0.36%	0.58%	0.18%	0.53%	0.30%	0.32%	0.22%	0.23%
0.34%	0.45%	0.41%	0.25%	0.65%	0.36%	0.24%	0.26%	0.47%
0.32%	0.40%	0.38%	0.21%	0.74%	0.25%	0.25%	0.18%	0.29%
0.25%	0.38%	1.27%	0.22%	0.69%	0.43%	0.47%	0.36%	0.25%
0.44%	0.42%	0.52%	0.39%	0.94%	0.38%	0.57%	0.29%	0.31%
0.37%	0.54%	0.74%	0.58%	1.22%	0.58%	0.37%	0.65%	0.75%
0.30%	0.41%	0.55%	0.30%	0.55%	0.39%	0.57%	0.61%	1.55%
0.44%	0.37%	0.47%	0.34%	0.89%	0.61%	0.39%	0.48%	0.83%
0.49%	0.45%	0.62%	0.48%	1.15%	0.87%	0.50%	0.46%	0.66%
0.70%	0.92%	1.30%	0.33%	1.01%	0.71%	0.64%	0.74%	1.23%
0.66%	0.91%	1.29%	0.54%	1.97%	0.65%	0.98%	0.52%	1.49%
0.68%	0.43%	0.45%	0.32%	1.14%	0.50%	0.56%	0.33%	0.90%
0.46%	0.71%	0.54%	0.48%	0.93%	0.51%	0.56%	0.50%	1.73%
0.22%	0.76%	0.41%	0.38%	0.70%	0.35%	0.44%	0.88%	0.90%
0.68%	0.53%	0.44%	0.20%	0.59%	0.34%	0.32%	1.35%	0.61%
0.66%	0.83%	0.35%	0.26%	0.80%	0.47%	0.41%	0.58%	0.37%
0.32%	0.51%	0.34%	0.17%	0.61%	0.32%	0.25%	0.31%	0.33%
0.31%	0.37%	0.44%	0.34%	0.63%	0.26%	0.17%	0.38%	0.24%
0.55%	0.37%	0.26%	0.16%	0.75%	0.35%	0.27%	0.51%	0.29%

0.55%	0.51%	0.44%	0.34%	0.64%	0.31%	0.44%	0.76%	0.65%
0.31%	0.45%	0.37%	0.20%	0.76%	0.48%	0.46%	0.54%	0.26%
0.35%	0.40%	0.30%	0.24%	0.87%	0.39%	0.30%	0.69%	0.32%
0.31%	0.31%	0.45%	0.21%	0.61%	0.50%	0.32%	0.44%	0.47%
0.34%	0.38%	0.38%	0.61%	0.68%	0.49%	0.37%	0.23%	0.31%
0.38%	0.38%	0.38%	0.39%	0.85%	0.32%	0.31%	0.29%	0.35%
0.37%	0.50%	0.27%	0.21%	0.70%	0.28%	0.27%	0.27%	0.20%
0.25%	0.31%	0.28%	0.55%	0.40%	0.33%	0.34%	0.20%	0.33%
0.36%	0.35%	0.22%	0.44%	1.34%	0.28%	0.31%	0.28%	0.30%
0.26%	0.41%	0.22%	0.36%	1.14%	0.33%	0.16%	0.16%	0.28%
0.37%	0.34%	0.25%	0.40%	0.63%	0.32%	0.23%	0.29%	0.24%
0.40%	0.62%	0.46%	0.41%	1.32%	0.71%	0.39%	0.58%	0.79%
0.51%	0.50%	0.25%	0.55%	0.73%	0.50%	0.56%	0.21%	0.47%
0.81%	0.30%	0.21%	0.31%	0.63%	0.29%	0.37%	0.59%	0.40%
0.23%	0.64%	0.18%	0.22%	0.77%	0.31%	0.39%	0.31%	0.17%
0.23%	0.46%	0.23%	0.20%	0.73%	0.37%	0.40%	0.25%	0.27%
0.40%	0.65%	0.28%	0.25%	0.68%	0.36%	0.71%	0.22%	0.52%
0.23%	0.54%	0.34%	0.22%	0.97%	0.36%	0.48%	0.20%	0.54%
0.22%	0.43%	0.27%	0.14%	0.70%	0.43%	0.37%	0.26%	0.30%
0.44%	0.57%	0.43%	0.28%	0.50%	0.50%	0.35%	0.39%	0.44%
0.26%	0.47%	0.38%	0.42%	0.82%	0.61%	0.43%	0.20%	0.60%
0.34%	0.55%	0.54%	0.58%	0.82%	0.50%	0.42%	0.43%	0.50%
0.29%	0.35%	0.54%	0.24%	0.57%	0.32%	0.46%	0.32%	0.24%
0.43%	0.91%	0.37%	0.24%	0.80%	0.22%	0.39%	0.26%	0.28%
0.62%	1.00%	0.84%	0.76%	1.31%	0.62%	0.95%	0.96%	0.60%
0.53%	0.55%	0.37%	0.24%	1.63%	0.29%	0.57%	0.53%	0.39%
0.44%	0.73%	0.63%	0.39%	0.91%	0.34%	0.52%	0.43%	0.94%
0.33%	0.63%	0.60%	0.23%	0.87%	0.33%	0.45%	1.08%	0.80%
0.45%	0.87%	0.48%	0.39%	0.73%	0.31%	0.54%	1.03%	0.76%
0.27%	0.49%	0.47%	0.27%	0.49%	0.38%	0.22%	0.67%	0.56%
0.43%	0.66%	0.52%	0.23%	0.47%	0.26%	0.28%	0.51%	0.40%
0.50%	0.61%	0.80%	0.50%	0.81%	0.51%	0.65%	0.63%	0.79%
0.92%	1.06%	0.99%	0.47%	1.25%	0.59%	1.01%	0.65%	1.56%
1.42%	0.54%	0.51%	0.33%	0.71%	0.33%	0.79%	0.37%	0.40%
0.85%	0.61%	0.47%	0.46%	0.75%	0.30%	0.46%	0.26%	0.48%
0.92%	0.40%	0.35%	0.78%	0.46%	0.28%	0.40%	0.47%	0.34%
0.74%	0.40%	0.48%	0.78%	0.47%	0.31%	0.35%	0.62%	0.42%
0.89%	0.63%	0.66%	1.44%	0.94%	0.59%	0.69%	0.73%	0.77%
0.96%	0.39%	0.89%	0.60%	0.58%	0.46%	0.48%	0.56%	0.50%
0.77%	0.54%	0.51%	0.68%	0.44%	0.78%	0.40%	0.58%	0.72%
0.75%	0.51%	0.70%	0.76%	1.13%	0.45%	0.44%	0.92%	0.34%
0.85%	0.87%	0.61%	0.86%	1.95%	1.26%	0.73%	1.70%	0.61%
0.85%	0.92%	0.83%	0.56%	1.49%	0.86%	0.85%	1.98%	0.66%
0.61%	0.79%	0.81%	0.50%	1.26%	0.82%	0.51%	1.21%	0.83%
0.49%	0.37%	1.01%	0.45%	1.08%	0.51%	0.48%	1.06%	0.58%
0.72%	0.60%	0.39%	0.42%	0.68%	0.45%	0.67%	0.98%	0.98%
0.67%	0.38%	0.47%	0.38%	0.56%	0.41%	0.39%	0.51%	0.76%
0.63%	0.36%	0.48%	0.66%	0.58%	0.43%	0.35%	0.58%	0.45%
0.55%	0.38%	0.41%	0.53%	0.77%	0.45%	0.53%	0.47%	0.63%
0.38%	0.27%	0.34%	0.63%	0.31%	0.31%	0.68%	0.40%	0.45%
0.34%	0.40%	0.34%	0.64%	0.47%	0.52%	0.40%	0.45%	0.52%
0.45%	0.27%	0.44%	0.76%	0.41%	0.60%	0.93%	1.07%	0.93%
0.44%	0.40%	0.58%	0.51%	0.89%	0.72%	0.38%	0.73%	0.56%
0.36%	0.34%	0.56%	0.98%	0.74%	0.86%	0.42%	0.56%	0.69%
0.57%	0.58%	0.56%	0.74%	0.61%	0.98%	0.60%	0.52%	0.75%
0.54%	0.35%	0.71%	0.58%	0.48%	1.09%	0.78%	0.69%	0.68%
0.58%	0.37%	0.76%	0.33%	0.77%	1.21%	2.04%	0.55%	0.54%
0.72%	0.32%	0.54%	0.66%	0.54%	0.58%	9.64%	0.58%	0.41%
0.63%	0.79%	0.49%	0.48%	0.45%	0.67%	1.82%	0.96%	0.39%
0.44%	0.71%	0.36%	0.41%	1.21%	0.44%	0.68%	0.56%	0.43%
0.45%	0.62%	0.32%	0.32%	0.54%	0.31%	0.57%	0.49%	0.34%
0.38%	0.34%	0.38%	0.36%	0.41%	0.30%	0.55%	0.25%	0.26%
0.48%	0.51%	0.50%	0.29%	0.74%	0.27%	0.86%	0.41%	0.44%
0.38%	0.58%	0.24%	0.25%	0.68%	0.32%	0.52%	0.60%	0.27%
0.33%	0.51%	0.33%	0.65%	0.62%	0.31%	0.68%	0.42%	0.47%
0.34%	0.59%	0.31%	0.48%	0.70%	0.51%	0.41%	0.33%	0.30%
0.31%	0.68%	0.43%	0.40%	1.22%	0.40%	0.47%	0.52%	0.46%
0.39%	0.38%	0.28%	0.40%	0.55%	0.28%	0.39%	0.37%	0.37%
0.28%	0.32%	0.37%	0.29%	0.47%	0.24%	0.31%	0.28%	0.25%
0.40%	0.41%	0.44%	0.41%	0.54%	0.39%	0.69%	0.26%	0.41%

0.33%	0.44%	0.25%	0.22%	0.57%	0.43%	0.49%	0.25%	0.36%
0.27%	0.30%	0.26%	0.51%	0.40%	0.34%	0.44%	0.34%	0.54%
0.35%	0.25%	0.18%	0.39%	0.35%	0.28%	0.51%	0.42%	0.34%
0.24%	0.24%	0.35%	0.26%	0.57%	0.26%	0.29%	0.47%	0.28%
0.42%	0.69%	0.53%	0.57%	1.94%	0.44%	0.71%	0.89%	0.49%
0.27%	0.38%	0.34%	1.02%	0.99%	0.33%	0.44%	0.50%	0.49%
0.42%	0.45%	0.35%	0.47%	0.63%	0.25%	0.54%	0.54%	0.47%
0.61%	0.41%	0.27%	0.45%	14.17%	0.33%	0.45%	0.55%	0.38%
0.36%	0.43%	0.45%	0.28%	3.85%	0.28%	0.51%	0.64%	0.38%
0.38%	0.77%	0.45%	0.35%	2.83%	0.29%	0.48%	0.79%	0.46%
0.43%	0.53%	0.48%	0.64%	2.35%	0.38%	0.74%	0.56%	0.89%
1.04%	0.37%	0.36%	1.30%	2.10%	0.40%	0.90%	0.79%	0.76%
0.26%	0.36%	0.30%	0.79%	1.65%	0.36%	0.76%	0.60%	1.14%
0.40%	0.39%	0.41%	0.36%	2.04%	0.64%	0.54%	0.76%	1.24%
0.57%	0.67%	0.45%	0.40%	1.28%	0.50%	0.49%	1.43%	1.37%
0.52%	0.52%	1.42%	0.42%	1.32%	0.75%	0.59%	1.03%	1.20%
0.60%	0.41%	0.85%	0.34%	1.00%	0.51%	0.83%	0.60%	0.84%
0.46%	0.42%	0.50%	0.30%	0.83%	0.41%	0.59%	0.50%	0.69%
1.80%	0.83%	0.96%	0.95%	1.54%	1.17%	2.55%	0.90%	1.47%
0.40%	0.68%	0.36%	0.26%	1.77%	0.36%	0.45%	0.36%	0.38%
0.37%	0.46%	0.31%	0.24%	0.61%	0.25%	0.43%	0.54%	0.43%
0.23%	0.24%	0.61%	0.18%	0.35%	0.29%	0.23%	0.17%	0.25%
0.34%	0.30%	0.40%	0.16%	0.69%	0.46%	0.45%	0.25%	0.31%
0.50%	0.84%	0.49%	0.46%	0.76%	0.56%	0.53%	0.44%	0.62%
0.40%	0.45%	0.29%	0.36%	0.61%	0.51%	0.35%	0.47%	0.57%
0.29%	0.48%	0.39%	0.54%	0.43%	0.57%	0.57%	0.53%	0.53%
0.45%	0.46%	0.30%	0.31%	0.92%	0.68%	0.46%	0.67%	0.61%
0.46%	0.83%	0.52%	0.40%	1.04%	0.68%	0.69%	0.64%	0.68%
0.50%	1.12%	0.56%	0.54%	1.57%	0.56%	0.71%	1.12%	0.55%
0.36%	0.68%	0.58%	0.24%	0.72%	0.52%	0.86%	0.92%	0.69%
0.59%	0.91%	0.51%	0.56%	1.35%	0.69%	0.76%	0.47%	1.02%
0.42%	0.50%	0.50%	0.26%	0.51%	0.38%	0.43%	0.53%	0.79%
0.44%	0.41%	0.59%	0.40%	0.55%	0.33%	0.59%	0.90%	0.65%
0.42%	0.41%	0.59%	0.45%	0.48%	0.34%	0.70%	0.62%	0.53%
0.39%	0.57%	0.41%	0.30%	0.97%	0.27%	0.40%	0.65%	0.37%
0.33%	0.76%	0.32%	0.23%	0.47%	0.32%	0.56%	0.69%	0.77%
0.36%	0.90%	0.31%	0.37%	1.03%	0.47%	0.52%	0.37%	0.63%
0.43%	0.58%	0.33%	0.81%	0.54%	0.42%	0.48%	0.44%	0.64%
0.29%	0.35%	0.23%	0.36%	0.49%	0.61%	0.38%	0.33%	0.87%
0.48%	0.40%	0.52%	0.30%	0.39%	0.52%	0.35%	0.62%	0.54%
0.53%	0.35%	0.45%	0.16%	0.36%	0.35%	0.37%	0.39%	0.89%
0.34%	0.44%	0.46%	0.16%	0.46%	0.34%	0.49%	0.67%	0.64%
0.37%	0.52%	0.32%	0.23%	0.33%	0.38%	0.36%	0.69%	0.85%
0.42%	0.48%	0.57%	0.33%	0.42%	0.41%	0.69%	0.56%	0.91%
0.98%	0.40%	0.63%	0.29%	0.87%	0.51%	0.58%	0.43%	0.67%
0.69%	0.41%	0.56%	0.47%	0.57%	0.59%	0.58%	0.53%	0.89%
0.70%	0.55%	0.62%	0.41%	0.46%	0.53%	0.58%	0.64%	0.73%
0.51%	0.43%	1.28%	0.30%	0.32%	0.50%	0.48%	0.78%	0.62%
0.43%	0.60%	0.41%	0.32%	0.53%	0.43%	0.48%	0.56%	0.46%
0.45%	0.27%	0.50%	0.22%	0.27%	0.29%	0.32%	0.52%	0.27%
0.58%	0.53%	0.98%	0.38%	0.48%	0.46%	0.71%	0.67%	0.61%
0.71%	0.72%	0.68%	0.41%	0.30%	0.62%	0.57%	0.77%	0.59%
0.58%	0.72%	0.78%	0.26%	0.45%	0.61%	0.49%	0.52%	0.68%
0.51%	0.53%	0.64%	0.23%	0.43%	0.91%	0.44%	0.82%	0.43%
0.34%	0.47%	0.50%	0.26%	0.33%	0.48%	0.38%	0.80%	0.34%
0.63%	0.90%	0.45%	0.32%	0.33%	0.83%	0.43%	0.64%	0.56%
0.63%	0.85%	0.56%	0.24%	0.56%	0.94%	0.59%	0.70%	0.57%
0.51%	0.73%	0.58%	0.40%	0.57%	0.60%	0.98%	0.53%	0.72%
0.79%	0.50%	0.25%	0.29%	0.42%	0.95%	0.48%	0.76%	0.56%
0.55%	0.55%	0.43%	0.27%	0.42%	0.67%	0.44%	0.64%	0.42%
0.63%	0.52%	0.28%	0.24%	0.37%	0.81%	0.38%	0.43%	0.59%
0.44%	0.80%	0.59%	0.34%	0.46%	0.36%	0.38%	0.42%	0.47%
0.39%	0.50%	0.85%	0.64%	0.30%	0.41%	0.38%	0.63%	0.38%
0.51%	0.46%	0.57%	0.37%	0.28%	0.34%	0.36%	0.87%	0.44%
1.47%	0.36%	0.51%	0.44%	0.21%	0.35%	0.58%	0.94%	1.12%
0.74%	0.61%	0.56%	0.76%	0.50%	0.78%	0.75%	0.89%	0.68%
0.56%	0.40%	0.47%	0.30%	0.28%	0.54%	0.82%	1.11%	0.87%
0.44%	0.36%	0.69%	0.26%	0.25%	0.38%	0.57%	0.60%	0.53%
0.41%	0.59%	0.27%	0.27%	0.34%	0.44%	0.41%	0.91%	0.75%
0.46%	0.95%	0.58%	0.33%	0.47%	0.66%	0.58%	0.44%	0.67%

0.50%	0.99%	0.36%	0.51%	0.58%	0.51%	0.46%	0.91%	0.63%
0.50%	0.88%	0.45%	0.18%	0.42%	0.46%	0.68%	0.64%	0.55%
0.62%	0.75%	0.62%	0.52%	0.43%	0.69%	0.64%	0.77%	0.41%
0.44%	0.63%	0.72%	0.37%	0.34%	0.57%	0.95%	0.65%	0.48%
0.35%	0.66%	0.68%	0.29%	0.54%	0.44%	0.62%	0.62%	0.40%
0.40%	0.60%	0.52%	0.21%	0.57%	0.40%	0.59%	0.52%	0.34%
0.51%	0.61%	0.63%	0.50%	0.38%	0.49%	0.44%	0.47%	0.34%
0.45%	0.70%	0.46%	0.58%	0.67%	0.59%	0.63%	0.39%	0.50%
0.68%	0.64%	0.52%	0.54%	0.59%	0.35%	0.52%	0.30%	0.71%
1.16%	1.22%	1.69%	1.24%	1.18%	1.71%	1.09%	1.43%	1.44%
0.69%	0.45%	0.38%	0.43%	0.39%	0.49%	0.68%	0.38%	0.66%
0.75%	0.51%	0.37%	0.32%	0.44%	0.32%	0.57%	0.36%	0.76%
0.63%	0.64%	0.31%	0.30%	0.36%	0.35%	0.35%	0.56%	1.04%
0.56%	0.80%	0.30%	0.20%	0.20%	0.29%	0.34%	0.37%	0.71%
0.58%	0.82%	0.28%	0.29%	0.25%	0.27%	0.64%	0.46%	0.60%
0.52%	0.58%	0.28%	0.26%	0.37%	0.38%	0.33%	0.53%	0.63%
0.68%	1.13%	0.55%	0.53%	0.60%	0.58%	0.57%	0.73%	1.46%
0.63%	0.77%	0.33%	0.32%	0.32%	0.44%	0.52%	0.42%	0.61%
0.49%	0.51%	0.43%	0.34%	0.37%	0.35%	0.49%	0.56%	0.91%
0.72%	0.58%	0.51%	0.22%	0.53%	0.54%	0.47%	0.71%	0.92%
0.46%	0.61%	0.38%	0.31%	0.22%	0.52%	0.48%	0.66%	0.83%
0.29%	0.64%	0.30%	0.34%	0.38%	0.37%	0.47%	0.53%	0.68%
0.58%	0.72%	0.37%	0.20%	0.42%	0.57%	0.35%	0.47%	1.18%
0.26%	0.43%	0.24%	0.14%	0.43%	0.36%	0.27%	0.48%	0.68%
0.38%	0.54%	0.24%	0.14%	0.38%	0.43%	0.42%	0.84%	0.56%
0.44%	0.40%	0.28%	0.30%	0.24%	0.21%	0.28%	0.48%	0.56%
0.58%	0.54%	0.26%	0.22%	0.23%	0.42%	0.39%	1.00%	0.99%
0.98%	0.57%	0.30%	0.22%	0.44%	0.28%	0.44%	0.68%	0.79%
0.71%	0.50%	0.38%	0.38%	0.29%	0.43%	0.66%	0.75%	0.86%
0.48%	0.52%	0.30%	0.29%	0.29%	0.33%	0.28%	0.41%	0.88%
0.34%	0.41%	0.23%	0.24%	0.26%	0.32%	0.33%	0.58%	0.86%
0.34%	0.39%	0.29%	0.18%	0.24%	0.35%	0.44%	0.35%	1.78%
1.66%	0.69%	0.25%	0.13%	0.53%	0.35%	0.54%	0.37%	1.13%
1.03%	0.37%	0.22%	0.24%	0.38%	0.33%	0.48%	0.41%	1.17%
0.80%	0.60%	0.43%	0.37%	0.73%	0.45%	0.57%	0.63%	0.66%
0.45%	0.53%	0.40%	0.20%	0.75%	0.35%	0.35%	0.40%	0.65%
0.45%	0.38%	0.30%	0.14%	0.30%	0.34%	0.38%	0.66%	0.52%
1.26%	0.98%	0.59%	0.48%	1.00%	0.80%	0.53%	0.86%	0.80%
0.57%	0.64%	0.42%	0.23%	0.37%	0.50%	0.41%	0.40%	0.96%
0.65%	0.91%	0.39%	0.29%	0.43%	0.59%	0.41%	0.39%	0.81%
0.81%	0.57%	0.67%	0.47%	0.68%	0.78%	0.87%	0.53%	1.00%
0.40%	0.37%	0.52%	0.69%	0.38%	0.44%	0.69%	0.80%	0.83%
0.58%	0.51%	0.66%	0.63%	1.21%	0.49%	0.42%	0.68%	0.59%
0.85%	1.07%	0.46%	0.21%	1.10%	0.40%	0.37%	0.72%	0.68%
0.82%	0.55%	0.43%	0.19%	0.62%	0.32%	0.45%	0.54%	0.89%
0.73%	0.48%	0.35%	0.34%	0.90%	0.56%	0.54%	0.80%	0.88%
0.81%	0.44%	0.53%	0.58%	0.85%	0.30%	0.47%	0.51%	0.95%
0.40%	0.41%	0.42%	0.40%	0.76%	0.37%	0.44%	0.29%	1.96%
0.41%	0.51%	0.32%	0.87%	0.79%	0.44%	0.52%	0.51%	1.84%
0.66%	0.49%	0.30%	0.35%	1.49%	0.43%	0.42%	0.30%	1.15%
0.40%	0.38%	0.60%	0.25%	0.41%	0.33%	0.25%	0.29%	0.85%
0.41%	0.27%	0.44%	0.39%	0.30%	0.25%	0.49%	0.36%	0.77%
0.50%	0.25%	0.32%	0.52%	0.20%	0.29%	0.28%	0.43%	0.38%
0.57%	0.29%	0.24%	0.27%	0.24%	0.17%	0.26%	0.39%	0.44%
0.72%	0.44%	0.51%	0.26%	0.55%	0.37%	0.50%	0.53%	0.55%
1.02%	0.58%	0.66%	0.26%	0.53%	0.30%	0.54%	0.45%	1.68%
1.02%	0.31%	0.98%	0.31%	0.61%	0.19%	0.60%	0.45%	0.60%
1.54%	0.51%	0.36%	0.38%	0.31%	0.37%	0.51%	0.56%	0.70%
0.59%	0.56%	0.43%	0.23%	0.32%	0.70%	0.62%	0.70%	0.66%
0.81%	1.17%	0.44%	0.25%	0.40%	0.57%	0.51%	0.79%	0.87%
0.83%	0.64%	0.38%	0.32%	0.51%	0.39%	0.86%	0.77%	1.27%
0.78%	0.63%	0.42%	0.20%	0.42%	0.33%	0.38%	0.62%	1.14%
0.72%	0.81%	0.78%	0.37%	0.69%	0.38%	0.75%	0.58%	1.02%
0.92%	0.41%	0.59%	0.78%	0.70%	0.39%	0.47%	0.43%	0.91%
0.94%	0.57%	0.38%	0.38%	0.30%	0.51%	0.79%	1.19%	0.86%
0.82%	0.44%	0.51%	0.56%	0.33%	0.44%	6.09%	0.81%	0.74%
0.68%	0.67%	0.45%	0.60%	0.69%	0.32%	10.87%	0.76%	0.63%
0.50%	0.29%	0.26%	0.36%	0.45%	0.25%	2.16%	0.31%	0.46%
0.69%	0.41%	0.28%	0.25%	0.35%	0.39%	1.24%	0.65%	0.87%
0.47%	0.53%	0.30%	0.49%	0.29%	0.29%	0.79%	0.38%	0.90%

0.53%	0.49%	0.24%	0.70%	0.34%	0.24%	0.87%	0.44%	0.63%
0.43%	0.62%	0.43%	0.49%	0.33%	0.45%	0.58%	0.40%	0.90%
0.87%	0.97%	0.62%	1.14%	1.25%	0.57%	0.83%	0.56%	0.80%
0.30%	0.31%	0.24%	0.25%	0.52%	0.28%	0.43%	0.37%	0.61%
0.40%	0.50%	0.28%	0.45%	0.38%	0.31%	0.62%	0.40%	0.68%
0.45%	0.42%	0.35%	0.55%	0.50%	0.57%	0.57%	0.50%	0.70%
1.01%	0.47%	0.28%	0.47%	0.39%	0.44%	0.41%	0.30%	0.66%
1.01%	0.45%	0.85%	1.04%	0.53%	0.78%	1.11%	0.78%	1.07%
0.48%	0.53%	0.41%	0.32%	0.39%	0.38%	0.60%	0.49%	0.80%
0.59%	0.77%	0.57%	0.40%	0.42%	0.58%	1.43%	0.72%	0.74%
0.72%	0.55%	0.62%	0.32%	0.29%	0.41%	0.93%	0.55%	0.88%
0.46%	0.63%	0.70%	0.32%	0.46%	0.37%	0.93%	0.58%	0.40%
0.71%	0.50%	0.98%	0.27%	0.33%	0.49%	0.73%	0.61%	0.64%
0.58%	0.61%	0.50%	0.53%	0.41%	0.44%	0.93%	0.48%	0.95%
0.73%	0.42%	0.59%	0.52%	0.22%	0.47%	1.90%	0.47%	0.78%
0.63%	0.35%	0.84%	0.49%	0.23%	0.74%	1.74%	0.32%	0.63%
0.44%	0.47%	0.54%	0.34%	0.36%	0.63%	0.46%	0.28%	0.58%
0.36%	0.50%	1.23%	0.34%	0.28%	0.49%	0.60%	0.43%	0.73%
0.52%	0.43%	1.01%	0.21%	0.16%	0.30%	0.50%	0.42%	0.76%
0.79%	0.75%	0.89%	0.36%	0.14%	0.24%	0.46%	0.69%	0.54%
0.82%	0.55%	1.33%	0.28%	0.25%	0.35%	0.83%	0.60%	0.79%
0.55%	0.60%	1.35%	0.51%	0.17%	0.33%	0.47%	0.37%	0.84%
0.71%	0.25%	0.79%	0.63%	0.15%	0.30%	0.55%	0.31%	0.46%
0.33%	0.32%	0.79%	0.27%	0.53%	0.49%	0.73%	0.31%	0.46%
0.32%	0.37%	0.65%	0.87%	1.11%	0.49%	0.59%	0.50%	0.42%
0.62%	0.51%	0.56%	0.58%	0.33%	0.81%	0.79%	0.44%	0.56%
1.15%	0.41%	0.54%	0.42%	0.16%	0.59%	0.79%	0.42%	0.88%
0.51%	0.52%	0.63%	0.73%	0.26%	0.36%	1.30%	0.48%	0.78%
0.50%	0.55%	0.55%	0.28%	0.27%	0.48%	0.88%	0.67%	0.60%
0.50%	0.54%	0.43%	0.33%	0.21%	0.75%	0.53%	0.42%	0.51%
0.58%	0.43%	0.56%	0.40%	0.13%	1.46%	0.60%	0.70%	0.78%
0.62%	0.38%	1.23%	0.59%	0.19%	0.51%	0.77%	0.64%	0.99%
0.43%	0.34%	0.60%	0.33%	0.18%	0.54%	0.50%	0.59%	0.71%
0.65%	0.36%	0.64%	0.35%	0.15%	0.57%	0.57%	0.63%	0.51%
0.82%	0.49%	0.69%	0.39%	0.25%	0.41%	0.37%	0.79%	0.55%
0.47%	1.63%	0.89%	0.34%	0.33%	0.46%	1.06%	0.46%	0.63%
0.76%	1.05%	0.56%	0.49%	0.17%	0.55%	0.35%	0.50%	0.49%
0.55%	0.56%	0.73%	0.28%	0.22%	0.66%	0.41%	0.56%	0.55%
0.59%	0.57%	0.58%	0.22%	0.21%	0.26%	0.37%	0.53%	0.43%
0.43%	0.70%	1.03%	0.21%	0.15%	0.36%	0.55%	0.53%	0.59%
0.71%	0.71%	0.88%	0.54%	0.12%	0.31%	0.44%	0.54%	0.67%
0.35%	0.72%	0.65%	0.25%	0.26%	0.35%	0.45%	0.28%	0.88%
0.43%	0.86%	0.65%	0.27%	0.27%	0.47%	0.36%	0.75%	0.94%
0.31%	0.52%	0.52%	0.32%	0.12%	0.32%	0.81%	0.51%	0.57%
0.31%	0.67%	0.63%	0.28%	0.21%	0.45%	1.38%	0.60%	0.51%
0.36%	0.53%	0.72%	0.42%	0.19%	0.54%	0.84%	0.68%	0.48%
0.60%	0.69%	0.91%	0.55%	0.25%	0.89%	1.04%	0.54%	0.73%
0.58%	0.89%	0.93%	0.58%	0.41%	1.05%	1.63%	1.13%	1.20%
0.62%	1.10%	0.63%	0.72%	0.79%	0.73%	1.06%	1.34%	1.15%
0.48%	0.75%	0.94%	0.33%	0.54%	0.57%	0.95%	0.71%	0.73%
0.55%	0.84%	0.44%	0.34%	0.27%	0.44%	1.20%	0.68%	0.65%
0.30%	0.58%	0.57%	0.48%	0.32%	0.35%	0.72%	0.59%	0.86%
0.64%	0.64%	0.56%	0.44%	0.40%	0.46%	0.58%	0.94%	0.92%
0.48%	0.66%	0.73%	0.47%	0.38%	0.45%	0.56%	0.82%	0.92%
0.56%	0.72%	0.65%	0.50%	0.29%	0.35%	0.73%	0.99%	1.04%
0.31%	0.52%	0.49%	0.47%	0.24%	0.33%	0.73%	0.54%	0.52%
0.33%	0.53%	0.45%	0.30%	0.24%	0.46%	0.56%	0.47%	0.58%
0.40%	0.52%	0.53%	0.32%	0.23%	0.60%	0.56%	0.47%	0.76%
0.51%	0.53%	0.42%	0.29%	0.57%	0.41%	0.68%	0.63%	0.70%
0.41%	0.43%	0.38%	0.25%	0.53%	0.37%	1.09%	0.49%	0.58%
0.33%	0.44%	0.58%	0.18%	0.21%	0.31%	0.93%	0.37%	0.45%
0.20%	0.45%	0.52%	0.67%	0.24%	0.26%	0.38%	0.30%	0.52%
0.21%	0.31%	0.42%	0.28%	0.45%	0.83%	0.50%	0.43%	0.49%
0.25%	0.44%	0.45%	0.52%	0.30%	0.57%	0.55%	0.63%	0.77%
0.29%	0.49%	0.48%	0.32%	0.39%	0.37%	0.48%	0.47%	0.75%
0.83%	0.78%	1.03%	0.65%	0.63%	1.63%	0.85%	0.62%	0.93%
0.23%	0.42%	0.47%	0.24%	0.22%	0.39%	0.56%	0.32%	0.41%
0.36%	0.34%	0.35%	0.35%	0.23%	0.43%	0.29%	0.58%	0.58%
0.42%	0.48%	0.51%	0.39%	0.21%	0.39%	0.26%	0.41%	0.40%
0.37%	0.48%	0.64%	0.30%	0.21%	0.70%	0.63%	0.59%	0.81%



0.51%	0.39%	0.86%	0.39%	0.27%	0.73%	0.62%	0.53%	1.02%
0.68%	0.56%	0.51%	0.28%	0.29%	0.55%	0.77%	0.51%	1.64%
0.52%	0.58%	0.76%	0.28%	0.32%	0.48%	0.54%	0.64%	1.70%
0.59%	0.75%	0.86%	0.34%	0.58%	0.70%	2.04%	0.78%	1.19%
0.63%	0.64%	0.95%	0.41%	0.31%	0.65%	1.65%	0.94%	1.09%
0.50%	0.79%	0.65%	0.30%	0.26%	0.40%	0.56%	0.46%	0.66%
0.29%	0.60%	0.62%	0.28%	0.23%	0.49%	0.76%	0.71%	0.76%
0.30%	0.51%	0.86%	0.27%	0.19%	0.67%	0.65%	0.65%	0.59%
0.47%	0.42%	0.89%	0.36%	0.32%	0.47%	1.01%	0.62%	0.75%
0.39%	0.33%	0.55%	0.35%	0.65%	0.45%	0.82%	0.39%	0.90%
0.29%	0.37%	0.51%	0.23%	0.41%	0.47%	0.44%	0.50%	0.72%
0.41%	0.36%	0.37%	0.42%	0.58%	0.60%	0.64%	0.43%	1.33%
0.45%	0.66%	0.40%	0.25%	0.16%	0.68%	0.72%	0.54%	0.61%
0.32%	0.55%	0.31%	0.47%	0.12%	0.51%	0.50%	0.40%	0.43%
0.38%	0.48%	0.59%	0.34%	0.25%	0.72%	0.36%	0.42%	1.08%
0.47%	0.46%	0.44%	0.28%	0.17%	1.75%	0.58%	0.41%	1.22%
0.83%	0.36%	0.42%	0.21%	0.10%	0.63%	0.44%	0.65%	0.64%
0.64%	0.40%	0.38%	0.23%	0.15%	0.35%	0.79%	0.33%	0.62%
0.36%	0.32%	0.24%	0.28%	0.22%	0.53%	1.19%	0.40%	0.69%
0.53%	0.37%	0.39%	0.22%	0.47%	0.73%	1.07%	0.39%	0.37%
0.44%	0.45%	0.48%	0.21%	0.46%	0.51%	1.03%	0.45%	0.42%
0.48%	0.37%	0.65%	0.25%	0.34%	0.49%	0.75%	0.45%	1.00%
0.68%	0.42%	0.65%	0.43%	0.37%	0.56%	0.45%	0.44%	1.24%
0.92%	0.46%	0.70%	0.60%	0.43%	1.45%	0.87%	0.68%	0.98%
0.31%	0.62%	0.48%	0.76%	0.14%	0.83%	0.47%	0.45%	0.81%
0.51%	0.74%	1.79%	0.63%	0.33%	0.45%	0.58%	0.51%	1.08%
0.45%	0.49%	0.67%	0.74%	0.13%	0.77%	0.71%	0.63%	0.93%
0.91%	0.40%	0.74%	0.77%	0.22%	0.49%	0.80%	1.13%	0.87%
0.37%	0.37%	0.61%	0.66%	0.36%	0.38%	0.97%	0.92%	0.67%
0.29%	0.50%	0.48%	0.50%	0.07%	0.39%	0.42%	0.85%	0.43%
0.49%	1.10%	0.53%	0.66%	0.28%	0.92%	0.65%	1.68%	1.08%
0.37%	0.79%	0.42%	0.51%	0.21%	1.01%	0.51%	1.09%	0.96%
0.40%	0.67%	0.47%	0.81%	0.39%	0.53%	0.63%	0.86%	0.75%
0.54%	0.50%	0.36%	0.54%	0.34%	0.75%	0.45%	0.43%	0.60%
0.34%	0.60%	0.46%	0.52%	0.21%	0.46%	0.42%	0.43%	0.85%
0.20%	0.77%	0.33%	0.33%	0.20%	0.56%	0.44%	0.35%	0.82%
0.25%	0.56%	0.26%	0.71%	0.14%	0.53%	0.35%	0.63%	0.69%
0.74%	0.41%	6.19%	0.47%	0.17%	0.42%	0.40%	0.52%	1.13%
0.46%	0.41%	13.00%	0.37%	0.38%	0.47%	0.48%	0.70%	0.88%
0.33%	0.54%	4.90%	0.27%	0.27%	0.44%	0.28%	0.61%	0.64%
0.43%	0.39%	2.34%	1.05%	0.32%	0.56%	0.34%	0.68%	0.63%
0.36%	0.33%	1.73%	0.54%	0.21%	0.25%	0.34%	0.71%	0.66%
0.30%	0.36%	1.64%	0.36%	0.27%	0.38%	0.33%	0.87%	0.61%
0.25%	0.25%	1.02%	0.41%	0.24%	0.35%	0.48%	0.54%	0.49%
0.10%	0.18%	0.67%	0.53%	0.10%	0.21%	0.10%	0.20%	0.22%
0.84%	0.83%	1.39%	0.51%	0.31%	0.83%	0.53%	0.88%	1.08%
0.56%	0.79%	1.07%	0.75%	0.39%	0.47%	0.61%	0.89%	0.64%
0.57%	0.73%	1.73%	0.57%	0.30%	0.75%	0.42%	1.13%	0.87%
0.57%	0.77%	0.96%	0.73%	0.36%	0.97%	0.42%	1.54%	0.67%
0.52%	0.36%	0.97%	1.58%	0.24%	0.28%	0.56%	0.88%	0.67%
0.62%	0.49%	1.32%	0.61%	0.28%	0.45%	0.95%	0.78%	0.68%
0.70%	0.47%	1.38%	0.56%	0.22%	0.31%	0.40%	0.67%	0.42%
0.55%	0.64%	1.74%	0.35%	0.29%	0.37%	0.28%	0.54%	0.52%
0.88%	0.62%	1.29%	0.35%	0.40%	0.79%	0.50%	0.45%	0.69%
0.83%	0.52%	0.89%	0.55%	0.42%	0.72%	0.42%	1.16%	0.68%
0.52%	0.49%	0.91%	0.46%	0.22%	0.44%	0.54%	0.61%	0.97%
0.52%	0.57%	0.80%	0.69%	0.22%	0.48%	0.38%	1.19%	0.93%
0.52%	0.54%	0.87%	0.57%	0.34%	0.61%	0.47%	0.75%	0.70%
0.79%	2.00%	1.20%	0.44%	0.51%	0.62%	0.53%	0.48%	0.88%
0.94%	1.40%	3.23%	1.22%	0.56%	1.13%	2.06%	1.20%	1.79%
0.36%	0.62%	1.27%	0.44%	0.26%	0.57%	0.87%	0.94%	1.11%
0.39%	0.62%	0.95%	0.48%	0.18%	0.40%	0.54%	0.74%	0.68%
0.46%	0.48%	1.16%	0.32%	0.24%	0.28%	0.62%	0.67%	0.63%
0.34%	0.16%	0.53%	0.12%	0.09%	0.18%	0.37%	0.31%	0.26%
0.71%	0.56%	0.94%	0.40%	0.18%	0.42%	0.39%	0.48%	0.62%
0.58%	0.41%	0.89%	0.35%	0.10%	0.48%	0.32%	0.41%	0.56%
0.29%	0.28%	0.94%	0.25%	0.15%	0.42%	0.34%	0.31%	0.61%
0.45%	0.44%	0.71%	0.38%	0.23%	0.66%	0.63%	0.53%	0.74%
0.79%	0.56%	1.91%	0.55%	0.30%	0.85%	1.11%	0.73%	1.21%
0.57%	0.50%	1.75%	0.35%	0.17%	0.47%	0.55%	0.77%	0.73%



0.43%	0.32%	0.98%	0.41%	0.38%	0.34%	0.79%	0.54%	0.65%
0.99%	0.55%	0.98%	0.74%	0.34%	0.65%	0.95%	0.63%	1.01%
0.43%	0.53%	1.53%	0.35%	0.22%	0.77%	1.05%	1.04%	1.16%
0.48%	0.48%	1.33%	0.51%	0.63%	0.43%	0.51%	0.81%	0.78%
0.39%	0.65%	1.21%	0.52%	0.37%	0.48%	0.66%	0.56%	1.06%
0.47%	0.92%	0.99%	0.51%	0.38%	0.40%	0.52%	0.93%	1.06%
0.82%	0.49%	1.41%	0.42%	0.41%	0.61%	0.44%	0.68%	1.09%
0.71%	0.63%	1.04%	0.41%	0.39%	0.51%	0.60%	0.77%	0.94%
0.94%	0.54%	1.53%	0.44%	0.58%	0.41%	0.47%	1.08%	1.03%
1.16%	0.59%	1.80%	0.38%	0.80%	0.54%	0.52%	0.97%	1.22%
0.70%	0.57%	1.67%	0.66%	0.23%	0.42%	0.41%	0.80%	1.10%
1.31%	0.54%	1.35%	0.54%	0.19%	0.52%	0.45%	0.86%	0.73%
0.49%	0.51%	1.57%	0.28%	0.18%	0.37%	0.30%	1.38%	0.55%
0.40%	0.40%	2.17%	0.56%	0.23%	0.26%	0.31%	1.33%	0.47%
0.59%	0.50%	1.53%	0.26%	0.14%	0.28%	0.36%	0.76%	0.53%
0.39%	0.60%	1.11%	0.48%	0.28%	0.34%	0.35%	0.72%	0.57%
0.78%	0.87%	6.09%	1.02%	0.55%	1.07%	0.71%	1.15%	1.02%
0.56%	1.22%	1.19%	1.25%	0.29%	1.78%	0.54%	0.88%	1.35%
0.42%	0.61%	1.45%	0.92%	0.25%	1.03%	0.65%	0.72%	0.89%
0.83%	0.79%	1.38%	1.85%	0.42%	1.36%	0.80%	1.00%	1.11%
0.45%	0.96%	1.35%	0.65%	0.35%	0.60%	0.84%	0.67%	1.08%
0.68%	1.41%	1.24%	1.12%	0.14%	0.62%	0.52%	1.59%	1.25%
1.05%	1.15%	0.94%	0.90%	0.19%	0.89%	0.73%	0.96%	1.25%
0.65%	1.06%	2.91%	0.50%	0.37%	0.93%	0.82%	0.79%	2.10%
0.81%	1.07%	2.40%	1.24%	0.14%	0.93%	0.71%	0.54%	1.32%
0.70%	0.78%	2.35%	0.96%	0.21%	0.58%	0.64%	0.57%	0.91%
0.41%	0.61%	3.35%	0.90%	0.31%	0.51%	1.06%	0.65%	0.89%
0.43%	0.84%	1.58%	0.51%	0.23%	0.44%	0.54%	0.58%	0.54%
0.81%	0.64%	1.59%	0.35%	0.22%	0.54%	0.52%	0.58%	1.24%
0.86%	0.56%	1.12%	1.09%	0.23%	0.62%	0.42%	0.56%	0.84%
0.73%	0.44%	0.90%	0.45%	0.18%	0.50%	0.56%	0.50%	0.71%
0.41%	0.61%	1.27%	0.49%	0.18%	0.42%	0.51%	0.45%	0.58%
0.38%	0.81%	0.86%	0.84%	0.12%	0.41%	0.50%	0.70%	0.45%
0.42%	0.56%	1.34%	0.89%	0.21%	0.58%	0.44%	1.08%	0.70%
0.35%	0.47%	0.71%	0.73%	0.17%	0.62%	0.41%	0.90%	0.47%
0.44%	0.49%	1.47%	0.88%	0.19%	0.49%	0.71%	1.52%	0.74%
0.63%	0.61%	1.08%	0.67%	0.39%	1.02%	1.01%	1.40%	0.87%
0.58%	0.81%	1.96%	0.53%	0.19%	0.59%	0.61%	1.31%	0.77%
0.62%	0.93%	1.43%	0.63%	0.24%	0.44%	0.87%	1.04%	0.71%
0.65%	0.38%	0.81%	0.47%	0.23%	0.45%	0.58%	0.76%	0.92%
0.61%	0.60%	1.05%	0.44%	0.27%	0.47%	0.47%	0.90%	0.79%
0.42%	0.31%	1.59%	0.47%	0.22%	0.44%	0.53%	0.88%	0.57%
0.42%	0.40%	0.96%	0.63%	0.16%	0.47%	0.69%	0.76%	1.11%
0.47%	0.38%	0.68%	0.41%	0.24%	0.39%	0.73%	0.89%	0.83%
0.42%	0.35%	0.67%	0.58%	0.15%	0.35%	0.76%	0.56%	0.73%
0.50%	0.53%	0.72%	0.49%	0.18%	0.36%	1.61%	0.88%	0.53%
0.27%	0.72%	1.07%	0.46%	0.14%	0.31%	0.70%	0.83%	0.79%
0.23%	0.53%	0.90%	0.39%	0.24%	0.32%	0.56%	0.65%	0.85%
0.30%	0.32%	0.67%	0.34%	0.32%	0.63%	0.95%	0.55%	0.61%
0.52%	0.46%	0.52%	0.53%	0.25%	1.05%	1.32%	0.61%	0.73%
0.90%	1.25%	2.36%	0.89%	0.90%	1.71%	2.43%	1.20%	1.37%
0.38%	0.42%	0.79%	0.43%	0.38%	0.47%	0.54%	0.66%	0.57%
0.39%	0.34%	0.83%	0.31%	0.34%	0.34%	0.26%	0.60%	0.86%
0.35%	0.52%	1.21%	0.36%	0.27%	0.44%	0.57%	0.72%	0.48%
0.27%	0.42%	0.67%	0.67%	0.26%	0.52%	0.68%	0.74%	0.88%
0.19%	0.42%	0.65%	0.32%	0.21%	0.36%	0.42%	0.45%	0.69%
1.39%	0.62%	0.99%	0.61%	0.37%	1.00%	1.06%	0.97%	0.64%
1.16%	0.32%	0.92%	0.42%	0.15%	0.49%	0.84%	0.75%	0.39%
0.68%	0.74%	1.41%	0.50%	0.22%	0.42%	0.90%	0.67%	0.56%
0.73%	0.65%	0.97%	0.38%	0.46%	0.46%	0.78%	0.85%	0.47%
0.42%	0.48%	0.81%	0.40%	0.49%	0.36%	0.87%	0.81%	0.53%
0.52%	0.94%	1.01%	0.53%	0.97%	0.42%	0.49%	0.77%	0.72%
0.81%	0.44%	0.99%	0.24%	0.31%	0.44%	0.48%	0.48%	0.50%
0.94%	0.72%	0.78%	0.36%	0.27%	0.73%	0.47%	0.43%	0.83%
0.58%	0.45%	1.18%	0.24%	0.24%	0.35%	0.33%	1.12%	0.83%
0.86%	0.44%	0.77%	0.34%	0.13%	0.46%	0.41%	0.75%	0.44%
0.60%	0.37%	0.76%	0.31%	0.18%	0.29%	0.27%	0.32%	0.48%
0.54%	0.45%	0.93%	0.39%	0.18%	0.49%	0.97%	0.40%	0.62%
0.85%	0.27%	0.57%	0.34%	0.09%	0.56%	0.55%	0.51%	0.67%
0.58%	0.37%	1.31%	0.27%	0.32%	0.52%	0.51%	0.46%	0.49%

0.67%	0.39%	0.75%	0.46%	0.15%	0.63%	0.30%	0.39%	0.40%
0.71%	0.81%	0.75%	0.33%	0.17%	0.46%	0.87%	0.57%	0.50%
0.87%	0.64%	1.08%	0.42%	0.16%	0.51%	1.71%	0.71%	0.64%
0.79%	0.86%	1.27%	0.72%	0.17%	0.70%	0.90%	0.43%	0.96%
0.58%	0.69%	0.74%	0.57%	0.22%	0.48%	0.75%	0.43%	0.76%
0.52%	0.72%	1.22%	0.36%	0.23%	0.78%	1.04%	0.52%	0.56%
0.41%	0.63%	0.97%	0.54%	0.14%	0.38%	1.01%	0.53%	0.58%
0.40%	0.55%	0.84%	0.32%	0.26%	0.47%	0.82%	0.85%	0.62%
0.48%	0.65%	0.72%	0.33%	0.17%	0.42%	0.58%	0.80%	0.80%
0.36%	0.63%	3.49%	0.26%	0.18%	0.42%	0.65%	0.85%	1.01%
0.56%	0.45%	1.06%	0.47%	0.24%	0.63%	0.53%	1.03%	1.04%
0.72%	0.35%	0.94%	0.66%	0.14%	0.34%	0.83%	0.93%	0.68%
0.63%	0.54%	1.08%	0.58%	0.29%	0.45%	0.53%	0.68%	0.84%
0.84%	0.57%	0.87%	0.33%	0.36%	0.46%	0.62%	0.62%	0.65%
1.43%	0.68%	1.02%	0.76%	0.37%	0.32%	0.43%	0.49%	0.74%
0.64%	0.29%	0.69%	0.46%	0.35%	0.26%	0.52%	0.56%	0.52%
0.44%	0.31%	0.64%	0.31%	0.25%	0.30%	0.46%	0.48%	0.42%
0.61%	0.44%	0.81%	0.48%	0.29%	0.28%	0.29%	0.50%	0.58%
0.38%	0.65%	0.59%	0.29%	0.28%	0.37%	0.40%	0.54%	0.63%
0.39%	0.36%	0.77%	0.26%	0.26%	0.44%	0.41%	0.34%	0.56%
0.59%	0.35%	0.85%	0.34%	0.33%	0.24%	0.29%	0.33%	0.51%
0.53%	0.60%	0.85%	0.48%	0.30%	0.54%	0.46%	0.66%	0.68%
0.66%	0.47%	0.98%	0.41%	0.29%	0.45%	0.36%	0.48%	0.81%
0.34%	0.54%	0.75%	0.41%	0.20%	0.34%	0.35%	0.35%	0.65%
0.34%	0.44%	0.61%	0.62%	0.57%	0.47%	0.48%	0.40%	0.85%
0.36%	0.48%	0.54%	0.55%	0.37%	0.28%	0.42%	0.63%	0.49%
0.51%	0.50%	1.64%	0.72%	0.32%	0.48%	0.62%	0.53%	0.73%
0.53%	0.75%	0.59%	0.58%	0.40%	0.39%	0.52%	0.60%	0.45%
0.43%	0.57%	0.57%	0.22%	0.28%	0.32%	0.28%	1.29%	0.32%
0.41%	0.45%	0.30%	0.51%	0.59%	0.30%	0.24%	1.23%	0.33%
1.08%	1.36%	0.58%	0.48%	0.34%	0.65%	0.47%	1.91%	0.79%
0.29%	0.51%	0.46%	0.34%	0.34%	0.26%	0.31%	0.86%	0.42%
0.47%	0.53%	0.53%	0.32%	0.24%	0.24%	0.44%	0.53%	0.69%
0.44%	0.61%	0.87%	0.28%	0.26%	0.73%	0.44%	0.57%	0.50%
0.36%	0.57%	0.42%	0.39%	0.18%	0.40%	0.35%	0.64%	0.47%
0.34%	0.56%	0.70%	0.32%	0.14%	0.23%	0.27%	0.41%	0.35%
0.27%	0.40%	0.38%	0.58%	0.20%	0.44%	0.32%	0.62%	0.97%
0.33%	0.48%	1.01%	0.33%	0.13%	0.99%	0.37%	0.70%	0.39%
0.27%	0.53%	0.62%	0.36%	0.18%	0.62%	0.45%	0.57%	0.71%
0.21%	0.38%	0.33%	0.36%	0.20%	0.32%	0.80%	0.83%	0.54%
0.37%	0.58%	0.28%	0.27%	0.16%	0.52%	0.63%	0.69%	0.53%
0.83%	0.41%	0.34%	0.22%	0.33%	0.40%	0.86%	0.46%	0.60%
0.44%	0.37%	0.39%	0.53%	0.28%	0.65%	0.37%	0.43%	1.07%
0.93%	0.66%	0.99%	1.77%	0.71%	1.08%	1.20%	0.65%	2.02%
0.43%	0.46%	0.32%	1.11%	0.22%	0.71%	0.47%	0.40%	0.62%
0.31%	0.58%	0.54%	0.68%	0.17%	0.82%	0.61%	0.60%	0.50%
0.47%	0.47%	0.81%	0.40%	0.27%	0.59%	0.55%	0.49%	0.48%
0.37%	0.44%	0.59%	0.64%	0.31%	0.72%	0.59%	0.54%	0.68%
1.19%	0.69%	1.25%	1.04%	0.42%	0.88%	1.16%	1.29%	1.03%
0.69%	0.63%	0.93%	0.52%	0.39%	0.73%	0.49%	0.85%	0.68%
0.55%	0.74%	0.85%	0.51%	0.76%	1.04%	0.45%	0.73%	0.80%
0.40%	0.38%	0.54%	0.49%	0.42%	0.85%	0.31%	0.53%	0.55%
0.62%	22.82%	1.08%	0.93%	2.77%	1.06%	1.62%	0.99%	1.00%
0.31%	1.40%	0.64%	0.82%	0.93%	0.71%	0.53%	0.46%	0.64%
0.32%	0.81%	0.73%	0.44%	1.22%	0.63%	0.43%	0.59%	0.94%
0.26%	0.94%	0.64%	0.45%	1.58%	0.55%	0.62%	0.93%	0.84%
0.32%	1.21%	0.65%	0.44%	0.53%	0.83%	0.65%	0.49%	0.77%
0.47%	1.14%	0.64%	0.69%	0.39%	0.61%	1.36%	0.45%	0.84%
0.37%	0.72%	0.51%	0.44%	0.49%	0.73%	0.64%	0.64%	1.06%
0.53%	1.34%	0.91%	0.56%	0.45%	0.85%	0.44%	0.39%	1.06%
0.33%	0.59%	0.59%	0.43%	0.57%	0.50%	0.60%	0.60%	0.77%
0.30%	0.48%	0.99%	0.92%	0.57%	0.90%	0.48%	0.46%	0.79%
0.29%	0.42%	0.52%	0.43%	0.32%	0.46%	0.32%	0.59%	0.77%
0.22%	0.36%	0.40%	0.52%	2.71%	0.49%	0.32%	0.35%	0.54%
0.22%	0.27%	0.57%	0.37%	2.75%	0.41%	0.36%	0.30%	0.42%
0.21%	0.39%	0.34%	0.32%	1.29%	0.39%	0.33%	0.30%	0.38%
0.27%	0.37%	0.53%	0.44%	0.86%	0.30%	0.42%	0.37%	0.54%
0.42%	0.38%	0.54%	0.64%	0.92%	0.32%	0.56%	0.46%	0.35%
0.21%	0.40%	0.60%	0.39%	0.80%	0.32%	0.55%	0.30%	0.39%
0.24%	0.37%	0.99%	0.20%	1.21%	0.35%	0.39%	0.33%	0.61%

0.29%	0.54%	0.90%	0.33%	0.71%	0.49%	0.41%	0.32%	0.76%
0.19%	0.86%	0.77%	0.37%	0.36%	0.43%	0.32%	0.47%	0.55%
0.37%	0.86%	1.00%	0.28%	0.48%	0.42%	0.53%	0.59%	0.71%
0.25%	0.70%	0.46%	0.52%	0.46%	0.39%	0.49%	0.76%	0.49%
0.41%	0.89%	0.47%	0.35%	0.52%	0.42%	0.56%	0.54%	0.46%
0.36%	0.67%	0.94%	0.46%	0.71%	0.44%	0.26%	0.66%	0.63%
0.37%	0.85%	1.22%	0.91%	0.46%	0.29%	0.27%	0.63%	0.55%
0.44%	0.55%	1.04%	0.62%	0.64%	0.30%	0.29%	0.54%	0.95%
0.33%	0.54%	1.53%	0.49%	0.66%	0.32%	0.24%	0.57%	1.40%
0.27%	0.46%	0.79%	0.39%	0.36%	0.40%	0.47%	0.38%	0.98%
0.30%	0.54%	0.46%	0.20%	0.37%	0.25%	0.38%	0.55%	0.56%
0.40%	0.47%	0.73%	0.22%	0.62%	0.33%	0.25%	0.37%	0.64%
0.28%	0.42%	0.85%	0.27%	0.27%	0.27%	0.29%	0.46%	0.42%
0.29%	0.58%	1.39%	0.44%	0.71%	0.23%	0.37%	0.39%	0.89%
0.61%	0.75%	0.72%	0.55%	0.49%	0.32%	0.55%	0.42%	0.87%
0.51%	0.85%	0.91%	0.59%	0.53%	0.65%	0.48%	0.43%	0.85%
0.33%	0.61%	0.67%	0.34%	0.58%	0.47%	0.38%	0.33%	0.69%
0.37%	2.55%	0.77%	0.43%	0.78%	0.39%	0.40%	0.60%	0.68%
0.19%	0.46%	0.43%	0.19%	0.38%	0.28%	0.29%	0.65%	0.30%
0.31%	0.60%	1.44%	0.23%	0.31%	0.20%	0.43%	0.48%	0.47%
0.45%	0.83%	0.60%	0.33%	0.35%	0.23%	0.28%	0.24%	0.87%
0.62%	0.41%	0.43%	0.20%	0.52%	0.24%	0.39%	0.28%	0.86%
0.56%	0.45%	0.40%	0.46%	0.45%	0.28%	0.41%	0.27%	0.75%
0.54%	0.37%	0.48%	0.25%	0.50%	0.25%	0.36%	0.27%	0.55%
0.37%	0.58%	0.41%	0.43%	0.39%	0.35%	0.24%	0.62%	0.35%
0.36%	0.42%	0.43%	0.37%	1.38%	0.28%	0.47%	0.62%	0.43%
0.40%	0.33%	0.55%	0.33%	0.57%	0.36%	0.36%	0.34%	0.48%
0.33%	0.46%	0.43%	0.39%	0.46%	0.29%	0.69%	0.43%	0.54%
0.39%	0.40%	0.49%	0.34%	0.46%	0.31%	0.32%	0.37%	0.43%
0.43%	0.41%	0.62%	0.26%	0.50%	0.37%	0.64%	0.73%	0.61%
0.31%	0.33%	0.50%	0.24%	0.40%	0.34%	0.44%	0.53%	0.30%
0.31%	0.47%	0.72%	0.55%	0.53%	0.64%	0.41%	0.59%	0.68%
0.68%	0.66%	0.44%	0.45%	0.47%	0.36%	0.36%	0.53%	0.59%
0.87%	0.41%	0.50%	0.36%	0.57%	0.38%	0.31%	0.44%	0.69%
0.83%	0.29%	0.80%	0.25%	0.39%	0.27%	0.22%	0.42%	0.53%
0.44%	0.50%	0.60%	0.23%	0.32%	0.28%	0.28%	0.26%	0.69%
1.52%	0.97%	1.20%	0.69%	0.55%	0.91%	0.83%	0.56%	1.02%
0.34%	0.70%	0.43%	0.28%	0.47%	0.21%	0.29%	0.30%	0.52%
0.26%	0.39%	0.91%	0.48%	0.43%	0.31%	0.29%	0.33%	0.90%
0.33%	0.46%	0.70%	0.31%	0.33%	0.28%	1.22%	0.42%	0.53%
0.40%	0.51%	0.79%	0.44%	0.54%	0.50%	15.17%	0.44%	0.73%
0.30%	0.83%	0.85%	0.40%	0.49%	0.31%	1.15%	0.36%	0.57%
0.39%	0.65%	1.84%	0.49%	0.43%	0.35%	0.64%	0.36%	0.37%
0.42%	0.67%	1.00%	0.31%	0.46%	0.32%	0.66%	0.39%	0.47%
0.27%	0.50%	0.63%	0.46%	0.39%	0.26%	0.54%	0.46%	0.74%
0.21%	0.46%	0.71%	0.40%	0.55%	0.28%	0.61%	0.50%	0.84%
0.35%	0.89%	0.66%	0.45%	0.66%	0.44%	0.60%	0.82%	1.03%
0.48%	0.79%	0.71%	0.45%	0.76%	0.58%	0.65%	0.48%	0.82%
0.37%	0.94%	1.51%	0.30%	0.86%	0.36%	0.61%	0.63%	0.79%
0.51%	0.90%	0.93%	0.35%	1.24%	0.40%	0.62%	0.83%	0.70%
0.35%	0.56%	0.67%	0.37%	1.44%	0.28%	0.53%	0.50%	0.65%
0.54%	0.59%	0.50%	0.52%	0.62%	0.47%	0.90%	0.41%	0.69%
0.25%	0.50%	0.41%	1.09%	0.42%	0.25%	0.83%	0.40%	0.79%
0.37%	0.53%	0.72%	0.71%	0.45%	0.28%	0.48%	0.40%	0.46%
0.49%	0.46%	0.59%	0.59%	0.86%	0.22%	0.42%	0.51%	0.36%
0.38%	0.72%	0.41%	0.58%	0.46%	0.45%	0.54%	0.36%	0.54%
0.22%	0.58%	0.33%	0.95%	0.34%	0.36%	0.60%	0.49%	0.35%
0.25%	0.39%	0.56%	0.39%	0.29%	0.40%	0.45%	0.25%	0.27%
0.63%	0.62%	0.67%	0.32%	0.38%	0.38%	0.65%	0.52%	0.39%
0.40%	0.54%	0.43%	0.31%	0.42%	0.29%	0.57%	0.37%	0.45%
0.30%	0.46%	0.43%	0.35%	0.34%	0.25%	0.80%	0.26%	0.51%
0.52%	0.51%	0.32%	0.32%	0.55%	0.48%	0.68%	0.28%	0.63%
0.47%	0.58%	0.27%	0.28%	0.22%	0.39%	0.51%	0.30%	0.61%
0.25%	0.46%	0.41%	0.60%	0.25%	0.34%	0.44%	0.24%	1.08%
0.29%	0.55%	0.38%	0.52%	0.32%	0.30%	0.32%	0.27%	0.97%
0.28%	0.60%	0.54%	0.37%	0.36%	0.48%	0.50%	0.40%	1.17%
0.46%	0.59%	0.52%	0.37%	0.30%	0.36%	0.45%	0.50%	1.39%
0.55%	0.87%	0.89%	0.50%	0.55%	0.70%	0.84%	0.56%	1.44%
0.44%	0.70%	0.61%	0.41%	0.46%	0.36%	0.68%	0.48%	0.81%
0.29%	0.59%	0.52%	0.65%	0.44%	0.33%	0.63%	0.56%	0.70%

0.33%	0.46%	0.80%	0.25%	0.42%	0.34%	0.61%	0.33%	0.39%
0.57%	1.08%	0.46%	0.22%	0.48%	0.36%	0.49%	0.58%	0.58%
0.56%	0.95%	0.73%	0.42%	0.53%	0.42%	0.61%	0.66%	0.81%
0.28%	1.07%	0.79%	0.30%	0.52%	0.30%	0.48%	0.38%	0.70%
0.58%	1.08%	1.64%	0.79%	0.46%	0.66%	0.78%	0.76%	0.85%
0.78%	1.25%	2.06%	1.06%	0.73%	0.61%	0.83%	0.51%	0.93%
0.73%	0.84%	0.84%	0.78%	0.54%	0.70%	0.84%	0.45%	1.54%
0.46%	0.81%	0.81%	0.84%	0.42%	0.67%	0.82%	0.64%	1.61%
0.47%	0.60%	0.54%	1.20%	0.57%	0.46%	0.57%	0.73%	0.65%
0.63%	0.32%	0.46%	0.65%	0.76%	0.42%	0.74%	0.39%	0.86%
0.44%	0.46%	0.53%	0.54%	0.35%	0.37%	0.67%	0.32%	0.54%
0.53%	0.40%	0.49%	1.03%	0.50%	0.48%	1.06%	0.30%	0.69%
0.46%	0.66%	0.43%	0.50%	0.59%	0.48%	0.70%	0.39%	0.75%
0.30%	0.49%	0.74%	0.47%	0.49%	0.35%	0.83%	0.33%	0.65%
0.48%	0.38%	1.58%	0.53%	0.82%	0.41%	0.45%	0.51%	0.61%
0.15%	0.21%	0.29%	0.15%	0.21%	0.18%	0.23%	0.13%	0.30%
0.54%	0.46%	0.61%	0.37%	0.58%	0.44%	0.73%	0.36%	0.82%
0.48%	0.47%	0.59%	0.57%	0.61%	0.36%	0.74%	0.57%	0.91%
0.55%	0.79%	1.04%	0.48%	0.69%	0.51%	1.10%	0.70%	0.96%
0.56%	0.41%	0.67%	0.52%	0.44%	0.44%	1.21%	0.69%	0.93%
0.43%	0.45%	0.49%	0.32%	0.42%	0.37%	1.23%	0.48%	1.07%
0.38%	0.53%	0.69%	0.68%	0.33%	0.44%	1.10%	0.47%	0.63%
0.49%	0.42%	0.76%	0.60%	0.76%	0.36%	1.27%	0.69%	0.84%
0.36%	0.43%	0.81%	0.69%	1.05%	0.47%	0.93%	0.49%	0.95%
0.56%	0.37%	0.56%	0.47%	1.01%	0.52%	1.07%	0.43%	0.80%
0.68%	0.43%	0.64%	0.64%	0.61%	0.41%	1.04%	0.60%	0.99%
0.47%	0.32%	0.44%	0.86%	0.71%	0.50%	0.98%	0.50%	0.85%
0.60%	0.42%	0.72%	0.40%	0.57%	0.41%	0.97%	0.54%	1.09%
0.59%	0.54%	0.96%	0.53%	0.55%	0.44%	0.85%	0.53%	1.14%
0.56%	0.29%	0.60%	0.52%	0.44%	0.40%	0.70%	0.38%	1.04%
2.12%	0.82%	2.96%	1.54%	1.28%	1.67%	2.30%	0.99%	1.45%
0.83%	0.24%	0.62%	0.79%	0.61%	0.35%	0.79%	0.36%	0.58%
0.69%	0.34%	0.41%	0.59%	0.53%	0.35%	0.56%	0.52%	0.88%
0.48%	0.26%	0.42%	0.61%	0.42%	0.30%	0.45%	0.39%	0.72%
0.59%	0.29%	0.48%	0.86%	0.29%	0.22%	0.37%	0.38%	0.63%
0.68%	0.13%	0.34%	0.27%	0.14%	0.11%	0.24%	0.16%	0.28%
0.25%	0.18%	0.39%	0.45%	0.27%	0.17%	0.34%	0.13%	0.34%
0.29%	0.38%	0.51%	0.41%	0.52%	0.24%	0.33%	0.26%	0.47%
0.29%	0.28%	0.56%	0.40%	0.52%	0.31%	0.65%	0.31%	0.27%
0.45%	0.34%	0.45%	0.34%	0.38%	0.28%	0.57%	0.26%	0.82%
0.34%	0.38%	0.83%	0.44%	0.41%	0.28%	0.55%	0.56%	0.84%
0.46%	0.45%	1.22%	0.39%	0.67%	0.44%	1.08%	0.46%	0.88%
0.29%	0.59%	0.49%	0.50%	1.08%	0.44%	0.59%	0.84%	0.89%
0.58%	0.58%	0.39%	0.64%	0.44%	0.42%	0.57%	0.52%	0.59%
0.40%	0.35%	0.70%	0.37%	0.56%	0.49%	0.66%	0.68%	0.93%
0.63%	0.25%	0.92%	0.60%	0.50%	0.32%	0.47%	0.37%	1.03%
0.47%	0.31%	0.78%	0.72%	0.51%	0.25%	0.74%	0.35%	0.69%
0.48%	0.36%	0.36%	0.32%	0.45%	0.30%	0.57%	0.47%	0.52%
0.54%	0.42%	0.50%	0.24%	0.44%	0.24%	0.37%	0.30%	0.59%
0.27%	0.49%	0.37%	0.44%	0.33%	0.26%	0.54%	0.23%	0.50%
0.33%	0.41%	0.46%	0.31%	0.44%	0.26%	0.77%	0.31%	0.56%
0.27%	0.32%	1.37%	0.43%	0.20%	0.29%	0.56%	0.32%	0.85%
0.38%	0.32%	0.44%	0.48%	0.24%	0.23%	0.88%	0.26%	0.73%
0.23%	0.48%	0.35%	0.37%	0.45%	0.23%	0.37%	0.50%	0.32%
0.42%	0.60%	0.40%	0.78%	0.39%	0.34%	0.34%	0.48%	0.56%
0.90%	0.45%	0.55%	0.68%	0.31%	0.33%	0.47%	0.33%	0.41%
0.43%	0.33%	0.41%	0.58%	0.34%	0.22%	0.49%	0.32%	0.45%
0.27%	0.49%	0.55%	0.55%	0.20%	0.26%	0.56%	0.30%	1.04%
0.53%	0.40%	1.57%	0.45%	0.44%	0.52%	0.54%	0.45%	0.67%
0.51%	0.73%	0.86%	0.42%	0.37%	0.49%	0.72%	0.47%	1.11%
0.54%	0.52%	0.50%	0.37%	0.42%	0.39%	0.41%	0.47%	0.65%
0.33%	0.33%	0.69%	0.42%	0.51%	0.43%	0.60%	0.40%	0.75%
0.39%	0.67%	0.42%	0.26%	0.28%	0.30%	0.51%	0.32%	0.88%
0.33%	0.37%	0.34%	0.25%	1.11%	0.30%	0.28%	0.35%	0.80%
0.30%	0.33%	0.43%	0.24%	0.56%	0.23%	0.43%	0.26%	0.73%
0.34%	0.68%	0.38%	0.28%	0.30%	0.27%	0.70%	0.37%	0.88%
0.30%	0.47%	0.41%	0.28%	0.58%	0.23%	0.36%	0.48%	0.73%
0.32%	0.40%	0.36%	0.21%	0.43%	0.23%	1.14%	0.34%	0.66%
0.37%	0.43%	0.50%	0.19%	0.39%	0.44%	0.51%	0.24%	0.46%
0.39%	0.39%	1.11%	0.38%	0.55%	0.28%	0.62%	0.24%	0.39%

0.41%	0.50%	0.46%	0.19%	0.94%	0.24%	0.59%	0.41%	0.59%
0.36%	0.65%	0.49%	0.35%	0.44%	0.23%	0.69%	0.32%	0.63%
0.54%	0.55%	0.48%	0.39%	0.47%	0.31%	1.28%	0.61%	0.70%
0.59%	0.52%	0.42%	0.27%	0.59%	0.23%	1.08%	0.34%	0.83%
0.51%	0.58%	0.33%	0.27%	0.49%	0.20%	1.67%	0.30%	0.77%
0.87%	0.48%	0.47%	0.63%	0.66%	0.51%	1.54%	0.95%	0.84%
1.13%	0.68%	0.34%	0.40%	0.43%	0.36%	0.95%	0.58%	0.67%
0.53%	0.77%	0.49%	0.67%	0.46%	0.41%	0.70%	0.48%	0.91%
0.52%	0.85%	0.74%	0.56%	0.57%	0.65%	1.12%	0.82%	1.11%
0.58%	0.64%	0.60%	0.69%	0.54%	0.53%	0.91%	0.64%	1.22%
0.39%	0.52%	1.01%	0.68%	0.49%	0.47%	0.56%	0.52%	0.63%
0.67%	0.52%	0.49%	0.43%	0.54%	0.45%	0.76%	0.82%	1.02%
0.50%	0.46%	0.40%	0.34%	0.63%	0.28%	0.63%	0.51%	0.67%
0.58%	0.50%	0.70%	0.32%	0.82%	0.32%	0.65%	0.61%	0.61%
0.38%	0.45%	1.98%	0.31%	0.70%	0.32%	0.90%	0.55%	0.76%
0.70%	0.49%	0.51%	0.40%	0.62%	0.59%	0.81%	0.75%	0.55%
0.46%	0.48%	0.56%	0.30%	0.49%	0.37%	0.83%	0.54%	0.55%
0.39%	0.73%	0.68%	0.20%	0.47%	0.40%	0.97%	0.51%	0.38%
0.34%	0.47%	0.86%	0.19%	0.28%	0.32%	0.99%	0.42%	0.46%
0.55%	0.67%	0.72%	0.71%	0.81%	0.44%	3.31%	0.72%	0.86%
0.38%	0.71%	1.42%	0.56%	0.43%	0.21%	1.05%	0.58%	0.58%
1.23%	2.35%	2.15%	0.86%	0.72%	0.84%	3.89%	1.52%	1.75%
0.32%	0.40%	0.63%	0.59%	0.36%	0.26%	1.06%	0.33%	0.68%
0.36%	0.55%	0.69%	0.33%	0.59%	0.32%	0.66%	1.86%	0.67%
0.43%	0.51%	0.54%	0.40%	0.52%	0.53%	0.83%	1.27%	0.46%
0.30%	0.39%	0.36%	0.40%	0.36%	0.32%	0.82%	0.87%	0.47%
0.30%	0.34%	0.46%	0.31%	0.26%	0.29%	0.57%	1.09%	0.35%
0.43%	0.51%	0.64%	0.36%	0.44%	0.45%	0.89%	0.71%	0.36%
0.30%	0.40%	0.69%	0.43%	0.34%	0.38%	1.14%	0.57%	0.49%
0.54%	0.36%	1.28%	0.85%	0.49%	0.59%	0.90%	0.57%	0.79%
0.36%	0.31%	0.66%	0.53%	0.49%	0.63%	0.57%	0.32%	0.50%
0.53%	0.45%	0.81%	0.78%	0.63%	0.41%	1.16%	0.59%	0.73%
0.36%	0.46%	0.59%	0.70%	0.68%	0.45%	0.96%	0.80%	1.09%
0.37%	0.45%	0.60%	0.38%	0.51%	0.37%	0.65%	0.60%	0.62%
0.75%	0.52%	1.48%	0.53%	1.81%	0.44%	1.23%	0.82%	0.84%
0.34%	0.29%	0.55%	0.46%	0.36%	0.30%	0.68%	0.61%	1.15%
0.52%	0.47%	0.86%	0.71%	0.32%	0.35%	0.63%	0.40%	0.91%
0.57%	0.32%	0.61%	0.36%	0.26%	0.17%	1.01%	0.54%	0.73%
0.82%	0.37%	0.46%	0.32%	0.38%	0.45%	1.03%	0.49%	0.63%
0.55%	0.63%	0.33%	0.32%	0.34%	0.46%	2.09%	0.48%	0.55%
0.52%	0.51%	0.42%	0.66%	0.32%	0.64%	0.87%	0.40%	0.95%
0.44%	0.40%	0.26%	0.30%	0.37%	0.35%	0.73%	0.75%	0.47%
0.62%	0.56%	0.69%	0.39%	0.34%	0.38%	0.80%	0.79%	0.48%
0.51%	0.43%	0.51%	0.35%	0.33%	0.46%	1.26%	0.67%	0.80%
0.36%	0.55%	0.48%	0.34%	0.31%	0.40%	0.90%	0.76%	0.69%
0.57%	0.54%	0.80%	0.39%	0.35%	0.84%	1.05%	0.53%	0.99%
0.33%	0.59%	0.63%	0.43%	0.38%	0.40%	0.87%	0.46%	0.71%
0.35%	0.66%	0.53%	0.43%	0.40%	0.30%	0.87%	0.79%	0.55%
0.59%	0.85%	0.60%	0.54%	0.35%	0.37%	0.81%	0.37%	0.55%
0.42%	0.76%	0.46%	0.32%	0.29%	0.22%	0.92%	0.42%	0.75%
0.40%	0.84%	1.22%	0.56%	0.37%	0.43%	0.88%	0.59%	0.77%
0.52%	0.52%	0.66%	0.57%	0.42%	0.34%	1.34%	0.28%	1.11%
0.39%	0.68%	0.93%	0.43%	0.29%	0.40%	0.99%	0.26%	1.19%
0.40%	0.62%	0.83%	0.43%	0.40%	0.37%	0.66%	0.61%	0.91%
0.52%	0.96%	0.64%	0.50%	0.38%	0.42%	0.71%	0.78%	0.66%
0.33%	0.64%	0.47%	0.46%	0.33%	0.46%	0.56%	0.61%	1.17%
0.50%	0.56%	0.49%	0.33%	0.66%	0.37%	0.47%	0.55%	0.81%
0.40%	0.58%	0.72%	0.38%	0.48%	0.57%	0.43%	0.50%	1.18%
0.35%	0.60%	0.72%	0.33%	0.41%	0.34%	0.48%	0.55%	0.73%
0.33%	0.55%	0.54%	0.28%	0.29%	0.30%	0.58%	0.34%	0.53%
0.25%	0.76%	0.30%	0.26%	0.25%	0.30%	0.43%	0.47%	0.44%
0.26%	0.48%	0.51%	0.31%	0.39%	0.32%	0.73%	0.46%	0.83%
0.46%	0.57%	0.47%	0.46%	0.25%	0.28%	0.70%	0.37%	0.80%
0.45%	0.65%	0.56%	0.59%	0.30%	0.48%	0.64%	0.41%	0.77%
0.44%	0.76%	0.82%	0.43%	0.33%	0.41%	0.75%	0.39%	1.03%
0.32%	2.87%	1.26%	0.32%	0.50%	0.42%	0.84%	0.57%	0.99%
0.29%	0.71%	0.75%	0.26%	0.33%	0.37%	0.53%	0.44%	0.73%
0.36%	1.07%	0.62%	0.38%	0.51%	0.31%	0.47%	0.37%	0.88%
0.70%	0.76%	0.36%	0.51%	0.32%	0.25%	0.54%	0.40%	0.60%
0.32%	0.61%	0.51%	0.38%	0.27%	0.25%	0.50%	0.45%	0.68%

0.58%	0.42%	0.50%	0.40%	0.16%	0.35%	0.29%	0.39%	0.37%
0.25%	0.64%	0.28%	0.29%	0.18%	0.21%	0.32%	0.32%	0.76%
0.46%	0.96%	0.36%	0.51%	0.45%	0.33%	0.58%	0.89%	0.69%
0.47%	0.77%	0.55%	0.41%	0.54%	0.43%	0.68%	0.45%	0.75%
0.51%	0.51%	0.64%	0.57%	0.41%	0.45%	0.77%	0.31%	0.73%
0.35%	0.33%	0.47%	0.44%	0.17%	0.32%	0.58%	0.38%	0.74%
0.44%	0.41%	0.36%	0.53%	0.33%	0.25%	0.72%	0.42%	0.68%
0.71%	0.43%	0.39%	0.45%	0.51%	0.25%	0.70%	0.43%	0.71%
0.54%	0.53%	0.89%	0.47%	0.37%	0.34%	0.60%	0.41%	0.86%
0.49%	0.50%	1.20%	0.40%	0.39%	0.42%	0.69%	0.59%	0.69%
0.53%	0.43%	1.21%	0.36%	0.42%	0.46%	0.72%	0.61%	0.70%
0.76%	0.34%	0.63%	0.64%	0.43%	0.33%	0.78%	0.41%	0.53%
0.32%	0.41%	0.69%	0.77%	0.31%	0.42%	0.80%	0.65%	0.59%
0.32%	0.33%	0.49%	0.56%	0.33%	0.27%	0.54%	0.68%	0.62%
1.67%	0.86%	1.01%	1.12%	0.93%	1.24%	1.48%	1.38%	1.63%
0.85%	0.33%	0.56%	0.71%	0.40%	0.42%	0.63%	0.76%	0.85%
0.55%	0.38%	0.47%	0.29%	0.33%	0.30%	0.41%	0.61%	0.53%
0.40%	0.38%	0.41%	0.46%	0.32%	0.41%	0.44%	0.56%	0.74%
0.31%	0.37%	0.43%	0.47%	0.35%	0.39%	0.46%	0.44%	0.68%
0.69%	0.48%	0.82%	0.56%	0.44%	0.49%	0.73%	0.77%	0.99%
0.34%	0.32%	0.53%	0.26%	0.36%	0.27%	0.39%	0.45%	0.49%
0.30%	0.41%	0.71%	0.42%	0.32%	0.37%	0.51%	0.53%	0.64%
0.48%	0.70%	0.72%	0.63%	0.44%	0.42%	0.51%	0.47%	1.20%
0.41%	0.54%	0.93%	0.42%	0.45%	0.38%	0.38%	0.41%	0.77%
0.46%	0.66%	0.66%	0.45%	0.61%	0.38%	0.46%	0.47%	0.75%
0.16%	0.31%	0.31%	0.27%	0.17%	0.18%	0.21%	0.34%	0.27%
0.46%	0.48%	0.59%	0.68%	0.38%	0.35%	0.65%	0.47%	0.64%
0.33%	0.37%	0.71%	0.55%	0.32%	0.35%	0.66%	0.51%	0.67%
0.43%	0.30%	0.55%	0.35%	0.26%	0.42%	0.64%	0.34%	0.38%
0.41%	0.42%	0.50%	0.41%	0.29%	0.38%	0.96%	0.42%	1.02%
0.49%	0.35%	0.49%	0.43%	0.55%	0.40%	0.93%	0.46%	0.55%
0.65%	0.27%	0.57%	0.35%	0.27%	0.33%	0.71%	0.50%	0.51%
0.42%	0.60%	0.31%	0.33%	0.33%	0.33%	0.69%	0.41%	0.67%
0.38%	0.34%	0.42%	0.35%	0.26%	0.29%	0.87%	0.46%	0.46%
0.32%	0.32%	0.46%	0.26%	0.26%	0.24%	0.73%	0.22%	0.57%
0.26%	0.27%	0.48%	0.25%	0.38%	0.32%	0.48%	0.35%	0.85%
0.25%	0.33%	0.32%	0.51%	0.69%	0.30%	0.64%	0.50%	0.63%
0.41%	0.54%	0.31%	0.58%	0.26%	0.37%	1.24%	0.35%	0.51%
0.49%	0.36%	0.43%	0.50%	0.27%	0.47%	0.60%	0.29%	0.52%
0.26%	0.40%	0.42%	0.28%	0.24%	0.37%	1.06%	0.47%	0.38%
0.51%	0.30%	0.65%	0.28%	0.73%	0.53%	0.83%	0.59%	0.73%
0.30%	0.35%	0.42%	0.33%	0.34%	0.41%	1.37%	0.29%	0.57%
0.24%	0.33%	0.48%	0.35%	0.40%	0.35%	1.22%	0.29%	0.91%
0.37%	0.57%	0.46%	0.42%	0.18%	0.27%	1.26%	0.35%	0.79%
0.48%	0.49%	0.71%	0.38%	0.29%	0.32%	1.74%	0.34%	0.87%
0.71%	0.65%	0.54%	0.38%	0.45%	0.24%	3.00%	0.38%	0.71%
0.42%	0.42%	0.33%	0.62%	0.35%	0.32%	1.78%	0.52%	0.80%
0.50%	0.50%	0.39%	0.45%	0.34%	0.45%	1.47%	0.52%	0.71%
0.37%	0.46%	0.49%	0.55%	0.29%	0.27%	0.93%	0.40%	0.64%
0.34%	0.28%	0.44%	0.49%	0.34%	0.30%	0.81%	0.47%	0.51%
0.41%	0.32%	0.58%	0.36%	0.35%	0.32%	0.52%	0.58%	0.72%
0.40%	0.52%	0.50%	0.47%	0.30%	0.26%	0.60%	0.49%	0.56%
0.36%	0.39%	0.55%	0.41%	0.34%	0.23%	0.66%	0.50%	0.77%
0.33%	0.61%	0.47%	0.55%	0.39%	0.32%	0.59%	0.39%	0.40%
0.32%	0.28%	0.59%	0.34%	0.49%	0.22%	0.56%	0.61%	0.44%
0.34%	0.25%	0.44%	0.45%	0.36%	0.20%	0.46%	0.50%	0.55%
0.31%	0.26%	0.36%	0.29%	0.23%	0.28%	0.58%	0.47%	0.43%
0.46%	0.41%	0.36%	0.52%	0.31%	0.35%	0.82%	0.28%	0.55%
0.41%	0.61%	0.42%	0.43%	0.31%	0.42%	1.70%	0.43%	0.88%
0.51%	0.36%	0.39%	0.30%	0.23%	0.45%	0.97%	0.27%	0.34%
0.47%	0.48%	0.29%	0.31%	0.55%	0.38%	0.87%	0.23%	0.77%
0.31%	0.65%	0.28%	0.33%	0.23%	0.20%	1.16%	0.25%	0.61%
0.23%	0.39%	0.33%	0.41%	0.26%	0.33%	0.50%	0.19%	0.58%
0.18%	0.49%	0.24%	0.27%	0.23%	0.37%	0.58%	0.31%	0.43%
0.28%	0.51%	0.25%	0.30%	0.33%	0.63%	0.40%	0.41%	0.46%
0.30%	0.38%	0.24%	0.33%	0.18%	0.30%	0.49%	0.26%	0.45%
0.33%	0.63%	0.42%	0.24%	0.21%	0.25%	0.40%	0.27%	0.39%
0.45%	0.42%	0.26%	0.44%	0.41%	0.41%	0.46%	0.65%	0.78%
0.24%	0.45%	0.24%	0.31%	0.41%	0.35%	0.36%	0.30%	0.37%
0.42%	0.45%	0.45%	0.37%	0.27%	0.38%	0.49%	0.40%	0.52%



0.32%	0.31%	0.37%	0.38%	0.43%	0.39%	0.46%	0.45%	0.41%
0.33%	0.51%	0.37%	0.46%	0.41%	0.31%	0.64%	0.53%	0.36%
0.27%	0.31%	0.45%	0.26%	0.50%	0.61%	0.49%	0.51%	1.07%
0.58%	0.41%	0.28%	0.38%	0.56%	0.32%	0.45%	0.33%	1.51%
0.36%	0.41%	0.40%	0.44%	0.30%	0.34%	0.73%	0.45%	0.47%
0.59%	0.38%	0.42%	0.40%	0.38%	0.38%	0.64%	0.49%	0.49%
0.29%	0.36%	0.68%	0.47%	0.27%	0.31%	0.49%	0.35%	0.32%
0.80%	0.85%	0.91%	0.92%	0.46%	0.89%	1.18%	0.62%	0.87%
0.32%	0.46%	0.68%	0.44%	0.25%	0.21%	0.39%	0.27%	0.81%
0.37%	0.69%	0.71%	0.38%	0.26%	0.24%	0.36%	0.34%	0.66%
0.38%	0.65%	1.13%	0.55%	0.42%	0.33%	0.57%	0.33%	0.86%
0.37%	0.28%	0.52%	0.58%	0.29%	0.30%	0.67%	0.22%	0.39%
0.34%	0.30%	0.57%	0.59%	0.30%	0.32%	0.64%	0.37%	0.54%
0.33%	0.42%	0.28%	0.42%	0.25%	0.42%	1.04%	0.43%	0.43%
0.36%	0.47%	0.49%	0.61%	0.29%	0.36%	0.93%	0.44%	0.66%
0.58%	0.64%	0.58%	0.65%	0.29%	0.61%	0.69%	0.54%	0.75%
0.42%	0.56%	0.36%	0.47%	0.30%	0.34%	0.35%	0.30%	0.98%
0.34%	0.54%	0.41%	0.50%	0.46%	0.41%	0.57%	0.42%	0.92%
0.55%	0.60%	0.75%	0.65%	0.34%	0.36%	0.59%	0.46%	0.76%
0.38%	0.81%	0.71%	0.70%	0.44%	0.33%	0.79%	0.44%	1.15%
0.37%	0.89%	0.54%	0.80%	1.21%	0.45%	0.65%	0.46%	0.97%
0.42%	0.86%	0.61%	0.59%	0.60%	0.37%	0.57%	0.45%	0.97%
0.22%	0.63%	1.48%	0.51%	0.41%	0.31%	0.76%	0.95%	1.04%
0.22%	0.76%	0.67%	0.48%	0.19%	0.26%	0.53%	0.43%	0.66%
0.39%	0.38%	0.69%	0.58%	0.20%	0.39%	0.78%	0.36%	1.24%
0.45%	0.73%	0.57%	0.51%	0.38%	0.39%	0.77%	0.49%	0.61%
0.68%	0.64%	0.72%	0.50%	0.30%	0.33%	0.96%	0.36%	0.65%
0.46%	0.73%	0.35%	0.56%	0.36%	0.50%	0.54%	0.35%	0.56%
0.38%	0.46%	0.42%	0.89%	0.47%	0.34%	0.50%	0.24%	0.68%
0.33%	0.38%	0.32%	0.89%	0.31%	0.41%	0.33%	0.29%	0.74%
0.29%	0.44%	0.51%	0.54%	0.24%	0.39%	0.52%	0.37%	0.42%
0.29%	0.41%	0.56%	0.45%	0.22%	0.41%	0.48%	0.42%	0.44%
0.31%	0.36%	0.42%	0.38%	0.25%	0.88%	0.45%	0.27%	1.03%
0.28%	0.34%	0.65%	0.42%	0.21%	0.28%	0.40%	0.33%	0.62%
0.39%	0.50%	0.84%	1.26%	0.40%	0.31%	0.71%	0.60%	1.04%
0.34%	0.62%	1.07%	0.78%	0.38%	0.32%	0.73%	0.53%	0.77%
0.31%	0.44%	1.12%	0.72%	0.34%	0.25%	0.63%	0.56%	0.97%
0.40%	0.40%	1.00%	0.64%	0.30%	0.34%	0.75%	0.60%	1.13%
0.45%	0.55%	0.89%	0.67%	0.34%	0.41%	0.66%	0.57%	1.50%
0.56%	0.61%	1.73%	0.89%	0.41%	0.42%	0.66%	0.40%	1.68%
0.45%	0.63%	1.47%	0.86%	0.57%	0.26%	0.84%	0.44%	1.22%
0.45%	0.94%	1.01%	1.05%	0.46%	0.43%	0.62%	0.68%	1.56%
0.54%	1.01%	3.65%	0.48%	0.57%	0.42%	0.51%	0.85%	0.89%
0.71%	0.58%	1.95%	0.44%	0.31%	0.34%	0.61%	0.72%	0.73%
0.51%	0.46%	2.54%	0.60%	0.36%	0.32%	0.65%	1.05%	0.68%
0.51%	0.56%	1.56%	0.77%	0.53%	0.56%	0.44%	0.57%	0.51%
0.38%	0.39%	0.73%	0.46%	0.37%	0.25%	0.34%	0.52%	0.53%
0.52%	0.64%	1.04%	0.27%	0.84%	0.47%	0.54%	0.66%	0.49%
0.46%	0.76%	1.06%	0.52%	0.39%	0.37%	0.52%	1.37%	0.82%
0.39%	0.66%	0.95%	0.67%	0.47%	0.31%	0.72%	0.88%	0.63%
0.36%	0.58%	1.09%	0.76%	0.44%	0.43%	0.65%	0.47%	0.90%
0.33%	0.52%	1.01%	0.58%	0.60%	0.30%	0.49%	0.50%	0.74%
0.40%	1.54%	1.21%	0.47%	0.51%	0.31%	1.35%	0.42%	0.61%
0.28%	0.49%	0.87%	0.40%	0.47%	0.37%	0.45%	0.29%	0.50%
0.43%	0.56%	1.09%	0.63%	0.33%	0.30%	0.57%	0.41%	0.45%
0.29%	0.41%	0.61%	0.56%	0.24%	0.44%	0.44%	0.31%	0.36%
0.13%	0.14%	0.24%	0.20%	0.14%	0.13%	0.19%	0.14%	0.15%
0.30%	0.40%	0.85%	0.50%	0.31%	0.53%	1.16%	0.32%	0.58%
0.38%	0.41%	0.83%	0.55%	0.28%	0.39%	0.55%	0.26%	0.52%
0.52%	0.49%	0.92%	0.71%	0.36%	0.31%	0.65%	0.31%	0.42%
0.41%	0.99%	1.05%	0.60%	0.38%	0.45%	0.74%	0.74%	0.82%
0.47%	0.65%	0.77%	0.52%	0.32%	0.32%	0.48%	0.89%	0.56%
0.32%	0.42%	0.89%	0.71%	0.34%	0.55%	0.70%	0.48%	0.49%
0.44%	0.55%	0.76%	0.45%	0.30%	0.41%	0.54%	0.71%	0.58%
0.30%	0.59%	0.84%	0.39%	0.35%	0.24%	0.42%	0.63%	0.45%
0.32%	0.47%	1.19%	0.58%	0.45%	0.56%	0.80%	0.59%	0.75%
0.22%	0.32%	0.99%	0.51%	0.35%	0.26%	0.43%	0.49%	0.80%
0.49%	0.40%	0.97%	0.55%	0.32%	0.33%	0.65%	0.52%	0.52%
0.30%	0.43%	1.36%	0.72%	0.39%	0.34%	0.91%	0.40%	0.63%
0.31%	0.60%	1.47%	0.41%	0.44%	0.38%	0.65%	0.32%	1.16%



0.34%	0.47%	1.23%	0.46%	0.61%	0.33%	0.46%	0.42%	1.27%
1.55%	1.36%	2.71%	1.73%	0.88%	1.49%	1.44%	0.93%	2.35%
0.43%	0.70%	1.11%	0.75%	0.27%	0.34%	0.76%	0.44%	0.54%
0.39%	0.64%	1.24%	0.50%	0.46%	0.34%	0.58%	0.58%	0.45%
0.62%	0.50%	1.27%	0.52%	0.26%	0.51%	0.68%	0.42%	0.38%
0.35%	0.42%	0.80%	0.53%	0.30%	0.44%	0.94%	0.33%	0.81%
0.34%	0.47%	0.87%	0.28%	0.22%	0.23%	0.49%	0.38%	0.61%
0.72%	0.47%	0.72%	0.24%	0.16%	0.22%	0.37%	0.47%	0.67%
0.40%	0.44%	0.66%	0.64%	0.20%	0.32%	0.61%	0.58%	1.75%
0.42%	0.54%	0.66%	0.54%	0.25%	0.32%	0.31%	0.59%	0.54%
0.41%	0.48%	0.88%	0.37%	0.28%	0.28%	0.48%	0.53%	0.46%
0.67%	0.60%	1.04%	1.36%	0.46%	0.55%	1.26%	0.59%	0.90%
0.43%	0.64%	0.70%	0.46%	0.40%	0.36%	0.67%	0.65%	1.13%
0.36%	0.58%	1.27%	0.98%	0.68%	0.46%	0.89%	0.73%	1.10%
0.76%	0.72%	0.87%	0.44%	0.48%	0.73%	0.40%	0.69%	0.52%
0.65%	0.74%	0.92%	0.59%	0.69%	0.58%	0.67%	0.62%	1.07%
0.72%	0.76%	3.74%	0.63%	0.84%	0.86%	0.89%	0.52%	1.43%
0.55%	0.77%	1.86%	0.87%	0.47%	1.04%	0.74%	1.03%	1.38%
0.57%	0.68%	1.33%	0.80%	0.63%	0.90%	0.55%	0.94%	1.99%
0.50%	0.71%	1.24%	0.51%	0.27%	0.88%	0.58%	0.71%	0.75%
0.68%	2.02%	1.05%	0.70%	0.60%	0.90%	2.13%	0.79%	1.14%
0.58%	1.02%	1.67%	0.65%	0.46%	0.49%	1.30%	0.65%	1.79%
0.82%	0.86%	1.35%	0.50%	0.32%	0.72%	0.87%	1.21%	1.42%
1.00%	0.88%	0.94%	0.58%	0.30%	0.63%	0.96%	0.58%	1.51%
0.51%	0.73%	1.12%	0.56%	0.32%	0.79%	0.87%	0.63%	0.85%
0.75%	0.78%	1.25%	0.50%	0.24%	0.72%	0.88%	0.67%	1.07%
0.59%	0.46%	1.70%	0.40%	0.31%	0.57%	0.63%	1.03%	0.92%
0.52%	0.61%	2.13%	0.41%	0.44%	0.50%	0.79%	0.64%	0.99%
0.36%	0.61%	1.51%	0.36%	0.67%	0.47%	0.72%	0.50%	0.63%
0.32%	0.53%	1.69%	0.34%	0.56%	0.40%	0.65%	0.58%	0.61%
0.31%	0.83%	1.64%	0.60%	0.51%	0.48%	0.71%	0.68%	0.63%
0.44%	0.84%	9.61%	0.57%	0.95%	0.52%	0.77%	1.21%	0.70%
0.49%	0.65%	2.69%	0.75%	0.50%	0.45%	0.95%	0.60%	0.63%
0.59%	0.82%	2.18%	0.59%	0.44%	0.49%	0.68%	0.76%	0.70%
0.51%	1.05%	2.35%	0.80%	0.80%	0.66%	0.77%	0.76%	1.09%
1.25%	1.39%	3.19%	0.75%	0.76%	1.04%	0.98%	1.00%	1.27%
0.67%	0.82%	2.43%	0.42%	0.57%	0.52%	0.48%	0.76%	0.99%
0.89%	1.16%	2.04%	0.95%	0.38%	0.67%	0.81%	0.80%	1.85%
0.75%	1.40%	1.91%	1.19%	0.50%	0.57%	0.83%	0.88%	1.09%
0.55%	0.94%	1.35%	0.86%	0.44%	0.43%	1.34%	0.91%	0.84%
0.52%	0.77%	1.45%	0.77%	0.37%	0.57%	1.27%	1.42%	0.66%
0.90%	0.83%	0.76%	1.15%	0.66%	0.37%	1.39%	0.57%	0.51%
0.77%	0.76%	0.91%	1.13%	0.46%	0.30%	0.76%	0.40%	0.57%
1.27%	1.37%	0.80%	0.64%	0.49%	0.37%	0.82%	0.42%	0.48%
0.68%	1.13%	1.07%	0.49%	0.41%	0.43%	0.71%	0.71%	0.52%
0.86%	0.76%	0.94%	0.52%	0.65%	0.78%	1.09%	1.09%	1.43%
0.56%	0.92%	0.73%	0.54%	0.30%	0.68%	0.47%	1.21%	0.47%
0.44%	0.85%	0.58%	1.17%	0.25%	0.60%	0.78%	1.73%	0.55%
0.35%	0.71%	0.48%	0.65%	0.34%	0.49%	0.61%	0.89%	0.70%
0.38%	0.84%	0.69%	0.54%	0.35%	0.47%	0.59%	0.84%	0.52%
0.82%	0.83%	1.15%	0.77%	0.45%	0.70%	2.85%	0.83%	1.02%

	[1] ALE-US PRICECLOSE	[2] ALE-US MARKETCAP	[1] LNT-US PRICECLOSE	[2] LNT-US MARKETCAP	[1] BKH-US PRICECLOSE	[2] BKH-US MARKETCAP	[1] EE-US PRICECLOSE
1/2/2013	42.16	1,660.12	22.57	5,009.97	37.74	1,668.35	32.77
1/3/2013	42.29	1,665.24	22.58	5,012.19	37.60	1,662.16	32.53
1/4/2013	42.99	1,692.80	22.71	5,041.05	38.04	1,681.61	32.74
1/7/2013	42.49	1,673.12	22.55	5,004.42	37.57	1,660.83	32.25
1/8/2013	42.47	1,672.33	22.54	5,003.31	37.60	1,662.16	31.89
1/9/2013	42.79	1,684.93	22.65	5,027.73	37.93	1,676.75	32.32
1/10/2013	42.90	1,689.26	22.85	5,071.01	38.09	1,683.82	32.08
1/11/2013	43.13	1,698.32	22.88	5,077.67	38.29	1,692.66	32.44
1/14/2013	43.64	1,718.40	22.91	5,084.33	38.51	1,702.39	32.64
1/15/2013	43.90	1,728.64	22.91	5,084.33	38.73	1,712.11	32.53
1/16/2013	43.13	1,698.32	22.74	5,047.71	38.60	1,706.37	32.22
1/17/2013	43.57	1,715.64	22.83	5,066.57	39.12	1,729.35	32.50
1/18/2013	43.71	1,721.15	22.85	5,071.01	39.05	1,726.26	32.80
1/22/2013	44.06	1,734.94	23.02	5,109.86	39.19	1,732.45	33.41
1/23/2013	44.51	1,752.66	22.92	5,087.66	39.08	1,727.59	33.46
1/24/2013	44.77	1,762.89	22.95	5,093.21	39.20	1,732.89	33.51
1/25/2013	44.95	1,769.98	22.90	5,083.22	39.59	1,750.13	33.57
1/28/2013	45.61	1,795.97	22.86	5,074.34	40.02	1,769.14	33.65
1/29/2013	46.25	1,821.17	22.83	5,067.68	40.41	1,786.38	33.85
1/30/2013	45.98	1,810.54	22.83	5,066.57	40.57	1,793.45	33.77
1/31/2013	46.14	1,816.84	22.92	5,087.82	40.35	1,784.39	33.69
2/1/2013	46.37	1,830.15	23.12	5,131.11	40.88	1,807.83	33.92
2/4/2013	45.97	1,814.37	22.91	5,084.49	40.39	1,786.16	33.74
2/5/2013	46.32	1,828.18	22.99	5,102.25	40.51	1,791.47	33.75
2/6/2013	46.73	1,844.36	23.06	5,117.79	40.92	1,809.60	33.82
2/7/2013	46.59	1,838.84	23.15	5,138.88	40.89	1,808.27	33.82
2/8/2013	46.86	1,849.49	23.19	5,147.76	40.91	1,809.16	33.80
2/11/2013	46.97	1,853.83	23.26	5,162.19	41.06	1,815.79	33.74
2/12/2013	47.00	1,855.02	23.32	5,176.62	41.28	1,825.52	33.60
2/13/2013	46.88	1,850.28	23.31	5,173.29	41.05	1,815.35	33.79
2/14/2013	46.68	1,842.39	23.50	5,216.57	40.70	1,799.87	33.52
2/15/2013	46.42	1,832.13	23.47	5,209.91	40.86	1,806.95	33.55
2/19/2013	46.89	1,850.68	24.01	5,329.78	41.22	1,822.87	33.48
2/20/2013	46.89	1,850.68	23.78	5,278.73	41.02	1,814.02	33.30
2/21/2013	46.62	1,840.02	23.79	5,280.95	40.74	1,801.64	33.08
2/22/2013	47.05	1,856.99	23.99	5,325.34	41.56	1,837.90	33.14
2/25/2013	46.48	1,834.49	23.67	5,253.20	40.68	1,798.99	32.86
2/26/2013	46.54	1,836.86	23.71	5,263.19	41.07	1,816.23	32.94
2/27/2013	46.72	1,843.97	23.91	5,307.59	41.56	1,837.90	33.30
2/28/2013	47.00	1,855.02	23.85	5,289.87	41.59	1,839.23	33.35
3/1/2013	47.07	1,857.78	23.86	5,292.09	41.66	1,842.33	33.65
3/4/2013	47.44	1,872.38	23.98	5,318.71	42.15	1,864.00	33.67
3/5/2013	47.80	1,886.59	24.16	5,359.75	42.25	1,877.04	33.94
3/6/2013	47.81	1,886.99	24.13	5,353.10	42.27	1,877.93	33.91
3/7/2013	47.79	1,886.20	23.87	5,294.31	42.17	1,873.48	33.98
3/8/2013	47.90	1,890.54	24.12	5,350.88	42.70	1,897.03	33.83
3/11/2013	48.09	1,898.04	24.23	5,375.28	42.69	1,896.58	33.87
3/12/2013	47.77	1,885.41	24.16	5,359.75	42.66	1,895.25	33.65
3/13/2013	47.98	1,893.70	24.29	5,387.48	42.96	1,908.58	33.78
3/14/2013	48.22	1,903.17	24.39	5,409.67	43.42	1,929.02	33.80
3/15/2013	48.43	1,933.24	24.39	5,409.67	43.74	1,943.23	33.85
3/18/2013	48.25	1,926.06	24.33	5,397.47	42.93	1,907.25	33.74
3/19/2013	48.42	1,932.85	24.33	5,397.47	43.14	1,916.58	33.75
3/20/2013	48.67	1,942.83	24.54	5,444.05	43.59	1,936.57	33.75
3/21/2013	48.50	1,936.04	24.44	5,421.87	43.30	1,923.69	33.43
3/22/2013	48.45	1,934.04	24.58	5,452.93	43.59	1,936.57	33.42
3/25/2013	48.29	1,927.66	24.49	5,432.96	43.60	1,937.01	33.04
3/26/2013	48.65	1,942.03	24.61	5,459.58	43.96	1,953.01	33.36
3/27/2013	48.57	1,938.83	24.67	5,472.89	44.08	1,958.34	33.35
3/28/2013	49.02	1,956.80	25.09	5,566.07	44.04	1,956.56	33.65
4/1/2013	48.96	1,954.57	24.96	5,537.23	43.89	1,950.50	33.20
4/2/2013	48.90	1,952.18	24.97	5,538.34	43.75	1,944.28	33.03
4/3/2013	48.75	1,946.19	24.84	5,509.50	43.27	1,922.95	32.77
4/4/2013	49.26	1,966.55	25.09	5,566.07	43.91	1,951.39	32.94
4/5/2013	49.20	1,964.15	25.32	5,617.09	43.96	1,953.61	33.21
4/8/2013	49.55	1,978.13	25.46	5,647.04	44.85	1,993.17	33.96
4/9/2013	49.13	1,961.36	25.40	5,634.84	44.26	1,966.95	33.52
4/10/2013	49.65	1,982.12	25.69	5,699.17	45.00	1,999.83	33.98
4/11/2013	49.75	1,986.11	25.75	5,712.48	45.11	2,004.72	33.94
4/12/2013	49.75	1,986.11	25.81	5,724.69	44.99	1,999.39	33.88
4/15/2013	48.38	1,931.42	25.33	5,618.20	44.36	1,971.39	32.90
4/16/2013	49.28	1,967.35	25.66	5,691.41	45.32	2,014.05	32.91
4/17/2013	48.85	1,950.18	25.58	5,674.77	44.57	1,980.72	33.48
4/18/2013	49.10	1,960.16	25.59	5,676.99	44.64	1,983.83	33.95
4/19/2013	49.93	1,993.30	25.96	5,757.96	45.75	2,033.16	35.39
4/22/2013	49.87	1,990.90	25.93	5,752.42	45.80	2,035.38	35.41
4/23/2013	50.54	2,017.65	26.09	5,787.91	46.51	2,066.94	35.76
4/24/2013	50.49	2,015.65	26.20	5,811.20	46.45	2,064.27	36.35
4/25/2013	50.56	2,018.45	26.20	5,812.31	46.47	2,065.16	36.45
4/26/2013	50.28	2,007.27	25.99	5,764.62	46.28	2,056.72	36.32
4/29/2013	50.88	2,031.22	26.40	5,856.68	46.51	2,066.94	37.16
4/30/2013	51.35	2,053.43	26.76	5,935.44	46.89	2,083.93	37.46
5/1/2013	50.57	2,022.24	26.34	5,842.26	45.85	2,037.71	37.31
5/2/2013	50.80	2,031.44	26.47	5,871.10	46.64	2,072.82	38.04
5/3/2013	51.25	2,049.43	26.62	5,904.38	48.30	2,146.59	38.24
5/6/2013	50.64	2,025.04	26.26	5,825.62	48.15	2,139.92	38.11
5/7/2013	51.29	2,051.03	26.55	5,889.96	48.88	2,172.37	38.70
5/8/2013	51.70	2,067.43	26.34	5,843.37	48.49	2,155.04	38.65
5/9/2013	50.85	2,033.43	25.86	5,735.78	48.17	2,140.81	37.83
5/10/2013	51.37	2,054.23	26.05	5,779.04	49.36	2,193.70	37.60
5/13/2013	50.50	2,019.44	25.85	5,733.56	48.65	2,162.15	37.18
5/14/2013	50.59	2,023.04	26.02	5,772.38	49.51	2,200.37	37.34
5/15/2013	51.15	2,045.43	26.40	5,855.57	49.34	2,192.81	37.75
5/16/2013	50.58	2,022.64	26.16	5,803.44	49.05	2,179.92	37.61
5/17/2013	51.19	2,047.03	26.41	5,857.79	49.77	2,211.92	38.00
5/20/2013	50.95	2,037.43	26.15	5,800.11	49.97	2,220.81	37.84
5/21/2013	50.69	2,027.04	26.22	5,816.75	49.83	2,214.59	37.84
5/22/2013	49.49	1,979.05	25.72	5,704.72	48.61	2,160.37	37.12

Docket No. EL18-\_\_\_\_  
Volume 4A  
Section 6

5/23/2013	49.23	1,968.65	25.51	5,659.24	47.85	2,126.59	36.58
5/24/2013	48.74	1,949.06	25.39	5,631.51	47.54	2,112.81	36.26
5/28/2013	48.84	1,953.06	25.22	5,594.91	47.74	2,121.70	36.25
5/29/2013	47.69	1,907.07	24.65	5,468.46	46.95	2,086.59	35.56
5/30/2013	47.80	1,911.47	24.92	5,527.24	47.66	2,118.15	36.07
5/31/2013	47.32	1,892.27	24.63	5,464.02	47.47	2,109.70	35.79
6/3/2013	48.43	1,936.66	24.70	5,479.55	47.78	2,123.48	36.14
6/4/2013	47.95	1,917.47	24.53	5,441.83	47.66	2,118.15	35.81
6/5/2013	47.68	1,906.67	24.27	5,384.15	46.97	2,087.48	35.48
6/6/2013	48.06	1,921.87	24.52	5,438.51	47.59	2,115.04	35.94
6/7/2013	48.22	1,928.26	24.73	5,485.09	48.20	2,142.15	35.95
6/10/2013	48.69	1,947.06	24.66	5,469.56	48.52	2,156.37	36.32
6/11/2013	48.40	1,935.46	24.53	5,441.83	48.13	2,139.04	35.50
6/12/2013	47.69	1,907.07	24.27	5,384.15	47.36	2,104.82	35.16
6/13/2013	48.51	1,939.86	24.68	5,474.00	48.21	2,142.59	35.74
6/14/2013	48.48	1,938.66	24.84	5,509.50	48.12	2,138.59	35.49
6/17/2013	49.16	1,965.85	24.84	5,510.61	48.21	2,142.59	35.47
6/18/2013	49.77	1,990.25	25.04	5,554.97	49.19	2,186.15	36.06
6/19/2013	48.74	1,949.06	24.46	5,425.20	47.86	2,127.04	35.05
6/20/2013	47.42	1,896.27	23.66	5,247.72	45.89	2,039.48	34.28
6/21/2013	48.11	1,923.87	23.93	5,308.73	46.14	2,050.59	35.73
6/24/2013	48.12	1,924.27	24.01	5,325.37	46.51	2,067.04	35.37
6/25/2013	48.50	1,939.46	24.38	5,408.56	47.05	2,091.04	35.78
6/26/2013	48.69	1,947.06	24.66	5,470.67	47.74	2,121.70	35.44
6/27/2013	49.39	1,975.05	24.99	5,542.77	48.64	2,161.70	35.57
6/28/2013	49.85	1,993.45	25.21	5,592.69	48.75	2,166.59	35.31
7/1/2013	49.34	1,979.89	24.83	5,509.46	48.51	2,157.43	35.38
7/2/2013	49.50	1,986.31	24.83	5,509.46	48.68	2,164.99	35.56
7/3/2013	49.59	1,989.92	24.85	5,512.79	49.04	2,181.00	35.67
7/5/2013	49.81	1,998.75	24.97	5,539.42	49.65	2,208.13	35.70
7/8/2013	50.37	2,021.22	25.25	5,602.66	49.72	2,211.25	36.28
7/9/2013	51.09	2,050.11	25.52	5,661.46	50.87	2,262.39	36.97
7/10/2013	51.05	2,048.50	25.72	5,706.94	51.18	2,276.18	37.66
7/11/2013	51.79	2,078.20	26.18	5,807.90	52.63	2,340.67	38.20
7/12/2013	52.09	2,090.24	26.15	5,801.24	52.66	2,342.00	37.95
7/15/2013	53.17	2,133.57	26.70	5,924.39	53.91	2,397.59	38.44
7/16/2013	52.92	2,123.54	26.60	5,902.20	52.87	2,351.34	38.36
7/17/2013	53.11	2,131.17	26.60	5,901.09	53.25	2,368.24	38.40
7/18/2013	53.51	2,147.22	26.95	5,978.75	53.80	2,392.70	38.88
7/19/2013	53.67	2,153.64	26.97	5,984.30	53.04	2,358.90	38.96
7/22/2013	53.39	2,142.40	26.85	5,956.57	52.85	2,350.45	38.86
7/23/2013	53.42	2,143.61	26.89	5,965.44	52.65	2,341.56	38.85
7/24/2013	52.40	2,102.68	26.60	5,901.09	51.70	2,299.31	38.16
7/25/2013	53.13	2,131.97	26.77	5,938.81	52.51	2,335.33	38.73
7/26/2013	53.10	2,130.77	26.82	5,951.02	52.71	2,344.22	38.51
7/29/2013	53.46	2,145.21	26.40	5,857.83	52.52	2,335.77	38.40
7/30/2013	53.68	2,154.04	26.41	5,860.04	52.76	2,346.45	38.14
7/31/2013	53.62	2,153.04	26.49	5,876.69	53.05	2,361.70	37.77
8/1/2013	53.34	2,141.80	26.87	5,962.11	54.82	2,440.50	38.13
8/2/2013	53.16	2,134.57	26.77	5,939.92	54.80	2,439.60	37.88
8/5/2013	52.69	2,115.70	26.62	5,906.64	54.61	2,431.15	37.92
8/6/2013	52.20	2,096.02	26.47	5,872.25	54.04	2,405.77	37.77
8/7/2013	51.80	2,079.96	26.45	5,868.92	53.46	2,379.95	37.96
8/8/2013	51.93	2,085.18	26.53	5,885.56	53.22	2,369.27	37.92
8/9/2013	51.65	2,073.94	26.46	5,871.14	52.79	2,350.12	37.53
8/12/2013	51.71	2,076.35	26.46	5,870.03	53.18	2,367.49	37.49
8/13/2013	51.09	2,051.45	26.29	5,832.31	52.73	2,347.45	37.24
8/14/2013	50.58	2,030.97	26.13	5,796.81	51.62	2,298.04	36.92
8/15/2013	49.44	1,985.20	25.77	5,718.04	50.83	2,262.87	35.74
8/16/2013	48.57	1,950.26	25.40	5,634.83	50.59	2,252.18	35.10
8/19/2013	47.73	1,916.53	25.20	5,591.56	49.92	2,222.36	34.58
8/20/2013	47.92	1,924.16	25.46	5,648.14	50.42	2,244.61	34.95
8/21/2013	47.43	1,904.49	25.08	5,564.93	49.68	2,211.67	34.31
8/22/2013	47.58	1,910.51	25.11	5,570.48	49.40	2,199.21	34.57
8/23/2013	47.80	1,919.34	25.30	5,612.64	49.48	2,202.77	34.75
8/26/2013	47.61	1,911.72	25.10	5,569.37	49.13	2,187.19	34.48
8/27/2013	47.29	1,898.87	25.10	5,568.26	48.25	2,148.01	34.61
8/28/2013	47.78	1,918.54	25.25	5,601.55	48.57	2,162.26	34.42
8/29/2013	47.64	1,912.92	25.05	5,557.17	48.81	2,172.94	34.67
8/30/2013	47.20	1,895.25	24.81	5,503.92	48.02	2,137.77	34.40
9/3/2013	46.77	1,877.99	24.40	5,412.94	47.18	2,100.38	33.89
9/4/2013	46.28	1,858.31	24.51	5,437.35	47.63	2,120.41	33.82
9/5/2013	46.06	1,849.48	24.28	5,386.32	47.06	2,095.03	33.80
9/6/2013	46.21	1,855.50	24.17	5,363.02	46.89	2,087.46	33.80
9/9/2013	46.32	1,859.92	24.36	5,405.18	47.84	2,129.76	33.20
9/10/2013	46.69	1,874.77	24.47	5,429.58	48.42	2,155.58	33.09
9/11/2013	46.41	1,863.53	24.43	5,419.60	48.22	2,146.67	33.02
9/12/2013	46.37	1,861.92	24.32	5,395.19	47.93	2,133.76	32.60
9/13/2013	46.70	1,875.18	24.43	5,420.71	48.24	2,147.56	32.57
9/16/2013	46.63	1,872.36	24.52	5,440.68	47.83	2,129.31	32.59
9/17/2013	47.06	1,889.63	24.51	5,438.46	48.10	2,141.33	32.51
9/18/2013	48.24	1,937.01	25.10	5,569.37	49.60	2,208.11	33.54
9/19/2013	47.93	1,924.56	25.02	5,551.62	49.58	2,207.22	33.28
9/20/2013	48.20	1,935.41	24.68	5,476.18	49.04	2,183.18	33.35
9/23/2013	48.69	1,955.08	25.13	5,576.03	49.91	2,221.91	33.58
9/24/2013	48.69	1,955.08	25.07	5,562.72	49.61	2,208.55	33.41
9/25/2013	48.34	1,941.03	25.03	5,552.73	49.40	2,199.21	33.11
9/26/2013	48.80	1,959.50	25.10	5,569.37	50.06	2,228.59	33.31
9/27/2013	48.40	1,943.44	24.86	5,515.01	49.74	2,214.34	32.89
9/30/2013	48.30	1,967.56	24.78	5,497.26	49.86	2,218.03	33.40
10/1/2013	48.84	1,989.56	25.10	5,568.26	50.06	2,226.93	33.81
10/2/2013	48.85	1,989.96	25.02	5,551.62	49.57	2,205.13	33.46
10/3/2013	47.95	1,953.30	24.70	5,480.62	49.06	2,182.44	32.98
10/4/2013	47.91	1,951.67	24.66	5,471.74	48.51	2,157.97	32.85
10/7/2013	47.59	1,938.64	24.47	5,429.58	47.62	2,118.38	32.49
10/8/2013	47.69	1,942.71	24.68	5,476.18	47.10	2,095.25	32.81
10/9/2013	47.85	1,949.23	24.78	5,498.37	47.56	2,115.71	33.22
10/10/2013	48.75	1,985.89	25.33	5,619.30	48.75	2,168.65	33.91
10/11/2013	49.28	2,007.48	25.44	5,644.81	49.12	2,185.11	34.43
10/14/2013	49.06	1,998.52	25.24	5,599.33	48.71	2,166.87	33.97
10/15/2013	48.34	1,969.19	24.85	5,513.90	48.08	2,138.84	33.57

Docket No. EL18-\_\_\_\_  
Volume 4A  
Section 6

10/16/2013	48.90	1,992.00	25.01	5,548.29	48.62	2,162.87	34.24
10/17/2013	49.82	2,029.48	25.54	5,665.89	49.77	2,214.02	34.96
10/18/2013	50.18	2,044.14	25.60	5,679.21	50.81	2,260.29	35.44
10/21/2013	50.13	2,042.11	25.65	5,691.41	50.73	2,256.73	35.08
10/22/2013	50.68	2,064.51	25.97	5,761.30	51.34	2,283.87	35.27
10/23/2013	50.95	2,075.51	26.03	5,774.62	51.43	2,287.87	35.13
10/24/2013	50.95	2,075.51	26.00	5,767.96	51.27	2,280.75	35.13
10/25/2013	51.49	2,097.51	26.38	5,853.39	52.00	2,313.23	35.46
10/28/2013	51.29	2,089.36	26.36	5,848.95	51.99	2,312.78	35.47
10/29/2013	51.42	2,094.66	26.28	5,831.20	52.09	2,317.23	35.67
10/30/2013	51.16	2,084.06	26.11	5,793.48	51.34	2,283.87	35.56
10/31/2013	50.53	2,058.40	26.11	5,793.48	50.72	2,256.28	35.17
11/1/2013	50.01	2,037.22	26.27	5,828.98	50.71	2,255.84	34.84
11/4/2013	50.89	2,073.07	26.26	5,826.76	51.31	2,282.53	35.14
11/5/2013	50.54	2,058.81	26.00	5,767.96	52.20	2,322.12	35.02
11/6/2013	50.91	2,073.88	26.21	5,814.56	52.14	2,319.45	35.56
11/7/2013	50.14	2,042.51	26.03	5,775.73	50.81	2,260.29	35.00
11/8/2013	50.42	2,053.92	26.44	5,865.59	51.08	2,272.30	34.54
11/11/2013	50.38	2,052.29	26.46	5,871.14	52.03	2,314.56	34.59
11/12/2013	49.90	2,032.74	26.22	5,816.78	51.52	2,291.87	34.82
11/13/2013	49.39	2,011.96	26.32	5,840.07	51.22	2,278.53	34.89
11/14/2013	49.66	2,022.96	26.72	5,928.83	51.11	2,273.63	34.99
11/15/2013	49.59	2,020.11	26.80	5,945.47	51.34	2,283.87	34.94
11/18/2013	49.47	2,015.22	26.64	5,911.08	50.96	2,266.96	35.09
11/19/2013	49.48	2,015.63	26.56	5,892.22	51.21	2,278.08	34.98
11/20/2013	49.51	2,016.85	26.29	5,832.31	50.96	2,266.96	34.79
11/21/2013	49.65	2,022.55	26.34	5,844.51	51.40	2,286.53	35.21
11/22/2013	49.67	2,023.37	26.31	5,837.86	51.59	2,294.99	35.38
11/25/2013	49.64	2,022.15	26.12	5,795.70	51.08	2,272.30	35.07
11/26/2013	49.41	2,012.78	25.85	5,735.79	50.73	2,256.73	35.50
11/27/2013	49.20	2,004.22	25.81	5,725.80	50.47	2,245.16	35.61
11/29/2013	49.28	2,007.48	25.75	5,713.60	50.27	2,236.27	36.03
12/2/2013	48.69	1,983.45	25.88	5,741.33	50.07	2,227.37	35.35
12/3/2013	48.42	1,972.45	25.91	5,749.10	50.50	2,246.50	35.03
12/4/2013	48.36	1,970.00	26.01	5,770.18	50.93	2,265.63	34.84
12/5/2013	48.35	1,969.60	25.91	5,749.10	50.89	2,263.85	34.72
12/6/2013	48.96	1,994.44	26.28	5,830.09	51.90	2,308.78	35.17
12/9/2013	48.77	1,986.71	26.12	5,795.70	51.66	2,298.10	35.14
12/10/2013	48.37	1,970.41	25.64	5,689.19	50.71	2,255.84	34.61
12/11/2013	47.86	1,949.64	25.25	5,602.66	49.71	2,211.35	34.18
12/12/2013	48.31	1,967.97	25.53	5,664.78	49.67	2,209.57	34.75
12/13/2013	48.50	1,975.71	25.51	5,659.24	50.22	2,234.04	34.71
12/16/2013	48.94	1,993.63	25.67	5,694.74	51.16	2,275.86	34.92
12/17/2013	49.28	2,007.48	25.72	5,705.83	51.08	2,272.30	34.68
12/18/2013	49.70	2,024.59	25.93	5,752.43	51.91	2,309.22	34.29
12/19/2013	49.27	2,007.07	25.63	5,686.97	50.97	2,267.41	33.80
12/20/2013	50.39	2,052.70	25.89	5,743.55	51.90	2,308.78	34.37
12/23/2013	50.28	2,048.22	25.79	5,722.47	52.24	2,323.90	34.75
12/24/2013	50.21	2,045.37	25.88	5,741.33	52.75	2,346.59	34.87
12/26/2013	50.07	2,039.66	25.73	5,708.05	52.38	2,330.13	34.73
12/27/2013	50.17	2,043.74	25.81	5,726.91	52.35	2,328.80	34.99
12/30/2013	50.04	2,038.44	25.80	5,724.69	52.41	2,331.46	34.92
12/31/2013	49.88	2,065.08	25.80	5,724.69	52.51	2,336.66	35.11
1/2/2014	49.15	2,034.86	25.39	5,633.72	51.56	2,294.39	34.43
1/3/2014	49.16	2,035.27	25.35	5,623.73	51.77	2,303.73	34.61
1/6/2014	49.00	2,028.65	25.25	5,601.55	51.95	2,311.74	34.53
1/7/2014	49.17	2,035.69	25.49	5,654.80	52.62	2,341.56	34.98
1/8/2014	48.94	2,026.16	25.40	5,634.83	52.69	2,344.67	35.19
1/9/2014	49.24	2,038.59	25.65	5,691.41	53.06	2,361.14	35.31
1/10/2014	49.89	2,065.50	25.94	5,754.65	53.92	2,399.41	36.12
1/13/2014	49.42	2,046.04	25.68	5,696.96	53.02	2,359.36	35.52
1/14/2014	49.23	2,038.17	25.75	5,713.60	53.97	2,401.63	35.29
1/15/2014	49.03	2,029.89	25.64	5,688.08	54.00	2,402.97	35.14
1/16/2014	49.10	2,032.79	25.72	5,706.94	54.42	2,421.66	35.46
1/17/2014	49.15	2,034.86	25.65	5,690.30	53.62	2,386.06	35.72
1/21/2014	49.64	2,055.15	25.96	5,760.20	54.20	2,411.87	36.11
1/22/2014	49.87	2,064.67	25.90	5,745.77	54.50	2,425.22	36.28
1/23/2014	50.12	2,075.02	25.85	5,734.68	54.30	2,416.32	36.54
1/24/2014	49.22	2,037.76	25.38	5,630.39	53.32	2,372.71	36.52
1/27/2014	48.92	2,025.34	25.49	5,655.91	53.21	2,367.81	36.40
1/28/2014	48.85	2,022.44	25.58	5,674.77	53.31	2,372.26	36.20
1/29/2014	48.85	2,022.44	25.39	5,632.61	53.36	2,374.49	35.67
1/30/2014	49.44	2,046.87	25.88	5,741.33	54.63	2,431.00	36.33
1/31/2014	49.98	2,069.22	25.98	5,764.63	54.83	2,440.12	36.43
2/3/2014	49.38	2,064.96	25.48	5,652.58	53.04	2,360.46	35.72
2/4/2014	48.60	2,032.34	25.52	5,661.46	52.69	2,344.89	35.16
2/5/2014	48.27	2,018.54	25.30	5,613.75	52.62	2,341.77	34.75
2/6/2014	48.31	2,020.21	25.45	5,645.92	53.11	2,363.58	34.69
2/7/2014	48.41	2,024.40	25.65	5,690.30	53.86	2,396.96	35.27
2/10/2014	48.62	2,033.18	25.82	5,729.13	54.29	2,416.09	35.13
2/11/2014	49.13	2,054.50	26.28	5,831.20	55.15	2,454.37	35.52
2/12/2014	48.68	2,035.69	26.32	5,840.07	54.23	2,413.42	35.32
2/13/2014	49.57	2,072.90	26.57	5,895.55	55.23	2,457.93	35.98
2/14/2014	49.77	2,081.27	26.84	5,954.35	55.83	2,484.63	35.97
2/18/2014	51.20	2,141.07	26.93	5,975.43	56.50	2,514.45	36.21
2/19/2014	51.20	2,141.07	26.61	5,903.31	55.90	2,487.74	35.97
2/20/2014	51.72	2,162.81	26.85	5,957.68	56.73	2,524.68	36.65
2/21/2014	51.35	2,147.34	26.88	5,963.22	56.53	2,515.78	36.91
2/24/2014	51.04	2,137.37	26.76	5,936.60	56.36	2,508.21	36.17
2/25/2014	50.91	2,131.92	26.90	5,967.66	56.36	2,508.21	35.97
2/26/2014	50.36	2,108.89	26.89	5,965.44	56.22	2,501.98	35.12
2/27/2014	50.18	2,101.35	26.83	5,953.24	56.33	2,506.88	34.98
2/28/2014	50.51	2,115.17	27.12	6,017.58	56.71	2,523.79	35.25
3/3/2014	50.06	2,096.33	26.76	5,936.25	56.36	2,508.21	34.49
3/4/2014	50.79	2,126.90	27.15	6,022.78	57.54	2,560.73	35.76
3/5/2014	50.27	2,105.12	26.88	5,963.98	57.18	2,544.71	35.10
3/6/2014	49.96	2,092.14	26.70	5,922.94	56.73	2,524.68	34.77
3/7/2014	50.19	2,101.77	26.87	5,960.65	56.20	2,501.09	34.34
3/10/2014	50.30	2,106.38	26.84	5,955.11	55.90	2,494.87	34.26
3/11/2014	49.96	2,092.14	26.66	5,914.06	55.70	2,485.94	33.74
3/12/2014	50.20	2,102.19	27.09	6,009.47	56.35	2,514.95	34.24

Docket No. EL18-\_\_\_\_  
Volume 4A  
Section 6

3/13/2014	50.69	2,122.71	27.35	6,068.26	57.01	2,544.41	34.56
3/14/2014	50.79	2,150.82	27.35	6,068.26	58.00	2,588.59	34.75
3/17/2014	50.94	2,157.17	27.59	6,121.51	58.34	2,603.77	35.09
3/18/2014	51.31	2,172.84	27.63	6,129.28	58.68	2,618.94	34.88
3/19/2014	50.96	2,158.02	27.13	6,018.34	57.44	2,563.60	33.94
3/20/2014	50.77	2,149.97	26.96	5,981.73	57.01	2,544.41	34.52
3/21/2014	51.78	2,192.75	27.18	6,030.55	56.45	2,519.41	34.79
3/24/2014	51.85	2,195.71	27.25	6,046.08	56.19	2,507.81	34.90
3/25/2014	52.26	2,213.07	27.44	6,087.12	56.69	2,530.13	34.86
3/26/2014	51.78	2,192.75	27.84	6,175.87	56.28	2,511.83	34.85
3/27/2014	51.86	2,196.13	27.86	6,180.31	56.51	2,522.09	35.09
3/28/2014	51.76	2,191.90	27.96	6,202.50	56.38	2,516.29	35.18
3/31/2014	52.42	2,220.38	28.41	6,302.34	57.65	2,572.91	35.73
4/1/2014	52.19	2,210.64	28.28	6,274.61	57.93	2,585.41	35.56
4/2/2014	52.12	2,207.68	28.36	6,291.25	58.05	2,590.77	35.81
4/3/2014	52.03	2,203.86	28.29	6,275.72	57.95	2,586.30	35.67
4/4/2014	51.78	2,193.27	28.22	6,261.29	57.46	2,564.43	35.50
4/7/2014	51.55	2,183.53	28.02	6,216.92	56.79	2,534.53	35.74
4/8/2014	52.19	2,210.64	28.16	6,247.98	57.46	2,564.43	35.95
4/9/2014	51.84	2,195.82	28.19	6,253.53	57.90	2,584.07	36.07
4/10/2014	51.31	2,173.37	28.26	6,270.17	57.33	2,558.63	35.76
4/11/2014	51.06	2,162.78	28.38	6,295.69	56.69	2,530.07	35.88
4/14/2014	51.02	2,161.08	28.55	6,334.51	57.91	2,584.52	36.05
4/15/2014	51.23	2,169.98	28.95	6,423.26	58.42	2,607.28	36.30
4/16/2014	51.64	2,187.34	29.17	6,472.08	58.77	2,622.90	36.66
4/17/2014	51.37	2,175.91	28.87	6,404.40	58.09	2,592.55	36.45
4/21/2014	51.48	2,180.57	28.73	6,374.45	57.79	2,579.16	36.69
4/22/2014	51.80	2,194.12	28.79	6,386.65	58.21	2,597.91	36.59
4/23/2014	51.44	2,178.87	28.91	6,413.28	58.11	2,593.44	36.33
4/24/2014	51.44	2,178.87	28.94	6,421.04	58.48	2,609.96	36.30
4/25/2014	51.49	2,180.99	29.38	6,517.56	58.25	2,599.69	36.61
4/28/2014	51.90	2,198.36	29.18	6,474.29	58.25	2,599.69	36.80
4/29/2014	51.27	2,171.67	29.07	6,449.89	57.60	2,570.61	37.85
4/30/2014	51.76	2,192.43	29.24	6,487.61	57.75	2,577.30	37.82
5/1/2014	51.44	2,178.87	29.39	6,520.89	57.81	2,579.98	37.66
5/2/2014	50.40	2,134.82	28.86	6,402.18	57.83	2,580.87	37.11
5/5/2014	50.58	2,142.44	29.22	6,482.06	58.55	2,613.00	37.35
5/6/2014	50.07	2,120.84	29.00	6,433.25	57.84	2,581.32	36.92
5/7/2014	51.23	2,169.98	29.41	6,525.33	58.64	2,617.02	37.71
5/8/2014	50.67	2,146.26	29.16	6,469.86	57.64	2,572.39	37.29
5/9/2014	50.16	2,124.65	28.75	6,378.89	56.93	2,540.71	37.06
5/12/2014	50.03	2,119.15	28.60	6,344.50	57.22	2,553.65	37.04
5/13/2014	49.31	2,088.65	28.68	6,362.25	56.54	2,523.30	36.75
5/14/2014	49.30	2,088.23	28.79	6,386.65	56.06	2,501.88	36.54
5/15/2014	48.99	2,075.10	28.67	6,361.14	56.01	2,499.65	36.07
5/16/2014	49.36	2,090.77	28.77	6,383.33	56.25	2,510.36	36.38
5/19/2014	48.73	2,064.08	28.34	6,287.92	56.04	2,500.99	35.89
5/20/2014	48.60	2,058.58	28.24	6,264.62	55.87	2,493.40	35.79
5/21/2014	48.63	2,059.85	28.29	6,275.72	55.95	2,496.97	36.21
5/22/2014	49.26	2,086.53	28.49	6,321.20	56.43	2,518.39	36.74
5/23/2014	49.55	2,098.82	28.55	6,333.40	56.73	2,531.78	36.82
5/27/2014	50.12	2,122.96	28.70	6,366.68	57.46	2,564.36	37.39
5/28/2014	49.83	2,110.68	28.97	6,427.70	57.41	2,562.13	37.79
5/29/2014	49.51	2,097.12	28.88	6,406.62	57.20	2,552.76	37.81
5/30/2014	49.67	2,103.90	29.15	6,467.64	57.67	2,573.73	38.11
6/2/2014	49.32	2,089.07	29.11	6,457.65	57.38	2,560.79	37.77
6/3/2014	48.94	2,072.98	29.05	6,445.45	57.39	2,561.23	37.37
6/4/2014	48.89	2,070.86	29.10	6,455.43	57.76	2,577.75	37.43
6/5/2014	49.77	2,108.14	29.35	6,512.01	59.18	2,641.12	38.48
6/6/2014	49.87	2,112.37	29.35	6,510.90	59.12	2,638.44	38.56
6/9/2014	49.52	2,097.55	29.22	6,482.06	58.97	2,631.75	38.29
6/10/2014	49.44	2,094.16	29.05	6,444.34	58.75	2,621.93	38.06
6/11/2014	48.58	2,057.73	28.64	6,354.48	58.00	2,588.46	37.27
6/12/2014	48.25	2,043.75	28.76	6,381.11	58.11	2,593.37	37.16
6/13/2014	47.90	2,028.93	28.83	6,396.64	58.40	2,606.31	37.23
6/16/2014	48.20	2,041.63	29.18	6,474.29	59.03	2,634.43	37.74
6/17/2014	48.02	2,034.01	29.16	6,468.75	59.19	2,641.57	37.76
6/18/2014	48.82	2,067.90	29.66	6,580.79	60.25	2,688.87	38.54
6/19/2014	49.43	2,093.73	29.80	6,611.86	60.53	2,701.37	38.80
6/20/2014	49.37	2,091.19	29.71	6,590.78	60.28	2,690.21	38.83
6/23/2014	49.48	2,095.85	29.62	6,571.92	60.07	2,680.84	39.38
6/24/2014	49.89	2,113.22	29.73	6,595.22	59.90	2,673.25	39.60
6/25/2014	50.09	2,121.69	29.94	6,641.81	60.29	2,690.66	39.26
6/26/2014	50.30	2,130.58	30.00	6,655.12	60.13	2,683.52	39.40
6/27/2014	50.96	2,158.54	30.04	6,665.11	60.51	2,700.48	39.90
6/30/2014	51.35	2,188.82	30.43	6,751.55	61.39	2,740.57	40.21
7/1/2014	51.31	2,187.11	30.04	6,663.91	61.09	2,727.18	40.03
7/2/2014	50.59	2,156.42	29.35	6,510.82	59.72	2,666.02	39.25
7/3/2014	50.30	2,144.06	29.29	6,498.61	58.97	2,632.53	38.98
7/7/2014	50.15	2,137.67	29.35	6,510.82	58.84	2,626.73	39.00
7/8/2014	50.45	2,150.45	29.58	6,562.95	58.97	2,632.53	39.00
7/9/2014	50.18	2,138.94	29.53	6,550.75	58.54	2,613.34	39.00
7/10/2014	50.06	2,133.83	29.78	6,606.22	58.68	2,619.59	39.16
7/11/2014	49.38	2,104.84	29.57	6,559.63	57.66	2,574.05	39.05
7/14/2014	48.69	2,075.43	29.28	6,495.28	57.33	2,559.32	38.90
7/15/2014	48.93	2,085.66	29.47	6,538.55	57.13	2,550.39	39.06
7/16/2014	48.95	2,086.52	29.39	6,519.69	57.16	2,551.73	39.11
7/17/2014	48.36	2,061.37	29.14	6,464.22	56.20	2,508.88	38.59
7/18/2014	48.85	2,082.25	29.47	6,538.55	57.31	2,558.43	39.12
7/21/2014	48.80	2,080.12	29.45	6,534.11	57.03	2,545.93	38.93
7/22/2014	48.83	2,081.40	29.60	6,567.39	56.64	2,528.52	38.94
7/23/2014	48.53	2,068.61	29.67	6,581.81	56.06	2,502.63	38.96
7/24/2014	48.33	2,060.09	29.69	6,587.36	55.88	2,494.59	38.90
7/25/2014	47.93	2,043.04	29.40	6,521.91	55.12	2,460.66	38.72
7/28/2014	48.59	2,071.17	29.91	6,636.17	56.32	2,514.23	38.91
7/29/2014	48.19	2,054.12	29.29	6,497.50	55.89	2,495.04	38.33
7/30/2014	47.67	2,031.95	28.81	6,391.00	54.42	2,429.41	37.40
7/31/2014	46.92	1,999.99	28.25	6,267.87	52.71	2,353.05	36.85
8/1/2014	47.87	2,040.48	28.43	6,306.69	52.66	2,350.82	36.92
8/4/2014	47.19	2,011.49	28.26	6,270.08	52.91	2,361.98	36.75
8/5/2014	47.57	2,027.69	27.96	6,202.41	52.05	2,323.59	36.42

Docket No. EL18-\_\_\_\_  
Volume 4A  
Section 6

8/6/2014	47.40	2,020.45	27.68	6,141.40	51.16	2,283.86	35.52
8/7/2014	47.49	2,024.28	27.56	6,114.77	51.58	2,302.60	35.88
8/8/2014	47.94	2,043.46	27.95	6,201.30	52.54	2,345.46	36.76
8/11/2014	47.81	2,037.92	27.90	6,190.21	52.40	2,339.21	36.64
8/12/2014	47.74	2,034.94	27.93	6,196.87	51.80	2,312.43	36.60
8/13/2014	47.52	2,025.56	28.21	6,258.99	51.76	2,310.64	36.59
8/14/2014	47.39	2,020.02	28.35	6,288.94	52.13	2,327.16	36.93
8/15/2014	47.52	2,025.56	28.45	6,311.13	52.16	2,328.50	37.00
8/18/2014	47.60	2,028.97	28.43	6,307.80	52.03	2,322.69	37.11
8/19/2014	48.25	2,056.68	28.72	6,371.04	52.87	2,360.19	37.54
8/20/2014	48.02	2,046.87	28.82	6,393.22	52.74	2,354.39	37.40
8/21/2014	48.14	2,051.99	28.90	6,412.08	53.05	2,368.23	38.35
8/22/2014	48.30	2,058.81	28.79	6,386.57	52.99	2,365.55	38.27
8/25/2014	48.38	2,062.22	29.06	6,447.58	53.37	2,382.51	38.30
8/26/2014	48.05	2,048.15	28.72	6,371.04	53.02	2,366.89	38.30
8/27/2014	48.38	2,062.22	28.99	6,432.05	53.44	2,385.64	38.79
8/28/2014	48.61	2,072.02	29.14	6,464.22	53.36	2,382.07	38.83
8/29/2014	48.67	2,074.58	29.25	6,488.63	53.73	2,398.58	39.34
9/2/2014	48.34	2,060.51	29.06	6,446.47	53.23	2,376.26	38.84
9/3/2014	48.52	2,068.19	29.24	6,486.41	53.17	2,373.58	39.05
9/4/2014	47.73	2,034.51	29.24	6,487.52	53.05	2,368.23	38.80
9/5/2014	48.36	2,129.07	29.61	6,568.50	53.77	2,400.37	39.10
9/8/2014	48.30	2,126.43	29.48	6,539.66	53.39	2,383.41	38.76
9/9/2014	47.90	2,108.82	29.04	6,442.03	52.59	2,347.69	38.25
9/10/2014	47.61	2,096.05	28.91	6,414.30	52.19	2,329.84	38.04
9/11/2014	48.00	2,113.22	29.18	6,473.10	52.74	2,354.39	37.95
9/12/2014	47.00	2,069.20	28.55	6,333.32	51.20	2,285.64	37.01
9/15/2014	46.67	2,054.67	28.61	6,347.74	51.20	2,285.64	36.60
9/16/2014	46.79	2,059.95	28.84	6,397.66	51.03	2,278.05	36.73
9/17/2014	46.61	2,052.03	28.76	6,379.91	50.94	2,274.03	36.69
9/18/2014	46.20	2,033.98	28.52	6,326.66	51.00	2,276.71	36.54
9/19/2014	46.07	2,028.25	28.67	6,361.05	50.81	2,268.23	36.86
9/22/2014	45.75	2,014.16	28.48	6,318.90	50.29	2,245.02	36.83
9/23/2014	45.37	1,997.43	28.16	6,247.90	49.66	2,216.89	36.44
9/24/2014	45.32	1,995.23	27.97	6,204.63	49.51	2,210.20	36.44
9/25/2014	44.98	1,980.26	27.61	6,124.76	48.95	2,185.20	36.32
9/26/2014	44.95	1,978.94	27.66	6,136.96	48.74	2,175.82	36.50
9/29/2014	44.73	1,969.26	27.70	6,144.73	48.76	2,176.72	36.70
9/30/2014	44.39	1,975.32	27.71	6,146.95	47.88	2,138.09	36.55
10/1/2014	45.51	2,025.16	27.90	6,190.21	47.57	2,124.24	36.43
10/2/2014	46.47	2,067.88	27.92	6,193.54	47.48	2,120.23	36.33
10/3/2014	46.78	2,081.67	28.23	6,262.32	48.25	2,154.61	36.06
10/6/2014	46.76	2,080.78	28.17	6,249.01	48.48	2,164.88	36.16
10/7/2014	46.88	2,086.12	28.15	6,244.57	48.31	2,157.29	35.79
10/8/2014	47.75	2,124.84	28.70	6,366.60	49.80	2,223.82	36.13
10/9/2014	47.01	2,091.91	28.15	6,245.68	47.94	2,140.77	35.51
10/10/2014	47.29	2,104.37	28.46	6,313.35	47.71	2,130.50	35.51
10/13/2014	47.68	2,121.72	28.58	6,339.97	47.88	2,138.09	35.82
10/14/2014	48.50	2,158.21	29.15	6,466.44	49.11	2,193.01	36.31
10/15/2014	48.20	2,144.86	28.78	6,385.46	48.59	2,169.79	36.41
10/16/2014	48.52	2,159.10	28.87	6,405.43	49.51	2,210.87	35.81
10/17/2014	48.44	2,155.54	29.04	6,442.03	49.15	2,194.80	35.72
10/20/2014	49.39	2,197.82	29.63	6,574.05	50.13	2,238.56	36.46
10/21/2014	49.50	2,202.71	29.85	6,622.86	51.42	2,296.17	36.75
10/22/2014	49.62	2,208.05	29.99	6,653.92	51.61	2,304.65	37.50
10/23/2014	49.97	2,223.63	30.05	6,666.13	52.16	2,329.21	37.43
10/24/2014	50.18	2,232.97	30.18	6,696.08	51.72	2,309.56	37.35
10/27/2014	50.25	2,236.09	30.30	6,721.59	52.13	2,327.87	37.35
10/28/2014	51.17	2,277.03	30.51	6,769.30	53.20	2,375.65	37.78
10/29/2014	50.92	2,265.90	30.20	6,700.52	53.26	2,378.33	37.70
10/30/2014	52.19	2,322.41	30.96	6,868.03	54.60	2,438.17	37.85
10/31/2014	52.24	2,324.64	30.96	6,868.03	54.73	2,443.99	37.84
11/3/2014	52.17	2,321.52	31.20	6,921.28	54.51	2,434.16	38.95
11/4/2014	52.49	2,335.76	30.91	6,858.04	55.29	2,469.00	38.95
11/5/2014	52.77	2,348.22	31.55	6,998.93	56.83	2,537.76	39.36
11/6/2014	51.81	2,305.51	30.90	6,854.72	56.01	2,501.15	38.70
11/7/2014	52.25	2,325.08	31.38	6,961.21	56.66	2,530.17	39.20
11/10/2014	52.65	2,342.88	31.70	7,033.32	56.86	2,539.10	39.48
11/11/2014	52.17	2,321.52	31.72	7,036.65	56.63	2,528.83	39.04
11/12/2014	51.25	2,280.59	31.25	6,932.37	55.81	2,492.22	38.40
11/13/2014	50.07	2,228.08	30.89	6,853.61	54.42	2,430.15	37.73
11/14/2014	49.83	2,217.40	30.89	6,852.50	53.89	2,406.48	37.55
11/17/2014	50.09	2,228.97	31.04	6,886.89	54.46	2,431.93	38.16
11/18/2014	50.38	2,241.87	31.28	6,940.14	54.42	2,430.15	38.42
11/19/2014	50.14	2,231.19	31.28	6,939.03	54.07	2,414.52	38.14
11/20/2014	50.13	2,230.75	31.19	6,920.17	54.36	2,427.47	37.85
11/21/2014	50.32	2,239.20	31.11	6,901.31	54.29	2,424.34	38.10
11/24/2014	50.54	2,248.99	30.93	6,862.48	54.22	2,421.21	37.89
11/25/2014	50.80	2,260.56	30.90	6,855.83	54.37	2,427.91	37.80
11/26/2014	51.25	2,280.59	31.10	6,900.20	54.54	2,435.50	37.98
11/28/2014	50.97	2,268.13	31.44	6,974.53	54.01	2,411.84	37.83
12/1/2014	50.94	2,266.79	31.73	7,038.87	53.53	2,390.40	37.60
12/2/2014	51.78	2,304.17	31.87	7,069.93	54.29	2,424.34	38.06
12/3/2014	52.19	2,322.41	31.99	7,096.56	54.27	2,423.45	38.11
12/4/2014	52.32	2,328.20	32.12	7,125.40	54.05	2,413.62	38.05
12/5/2014	52.20	2,322.86	31.88	7,072.15	53.97	2,410.05	37.91
12/8/2014	52.48	2,335.32	32.24	7,153.13	53.54	2,390.85	37.98
12/9/2014	53.22	2,368.25	32.32	7,169.77	54.19	2,419.87	38.12
12/10/2014	52.28	2,326.42	31.88	7,073.26	52.75	2,355.57	37.63
12/11/2014	52.55	2,338.43	32.16	7,134.27	52.92	2,363.16	37.74
12/12/2014	52.12	2,319.30	31.70	7,033.32	51.68	2,307.79	37.49
12/15/2014	51.96	2,312.18	31.33	6,951.23	50.61	2,260.01	37.17
12/16/2014	52.09	2,317.96	31.38	6,962.32	50.50	2,255.10	37.53
12/17/2014	53.55	2,382.93	32.08	7,117.63	51.07	2,280.55	38.33
12/18/2014	54.56	2,427.88	32.73	7,260.74	52.39	2,339.49	38.93
12/19/2014	54.96	2,445.68	32.74	7,262.96	52.30	2,335.48	38.87
12/22/2014	55.22	2,457.25	33.05	7,332.85	52.56	2,347.09	39.34
12/23/2014	55.20	2,456.36	33.16	7,356.14	53.08	2,370.31	39.71
12/24/2014	55.81	2,483.50	33.71	7,478.17	53.53	2,390.40	40.29
12/26/2014	56.51	2,514.65	34.08	7,560.27	54.05	2,413.62	40.85
12/29/2014	57.95	2,578.73	34.66	7,690.06	55.52	2,479.27	42.13



Docket No. EL18-\_\_\_\_  
Volume 4A  
Section 6

12/30/2014	56.36	2,507.98	33.86	7,511.45	54.16	2,418.53	40.87
12/31/2014	55.14	2,532.53	33.21	7,368.35	53.04	2,369.39	40.06
1/2/2015	55.42	2,545.39	33.25	7,377.22	53.12	2,372.97	40.13
1/5/2015	54.54	2,504.97	32.85	7,287.36	52.07	2,326.06	39.33
1/6/2015	54.49	2,502.67	32.74	7,264.07	51.06	2,280.94	39.17
1/7/2015	55.52	2,549.98	33.28	7,383.88	51.32	2,292.56	39.73
1/8/2015	56.61	2,600.04	33.81	7,500.36	51.76	2,312.21	39.63
1/9/2015	55.61	2,554.11	33.33	7,393.86	49.95	2,231.36	39.28
1/12/2015	55.25	2,537.58	33.24	7,373.89	49.79	2,224.21	39.25
1/13/2015	55.97	2,570.65	33.47	7,424.93	50.67	2,263.52	39.75
1/14/2015	56.83	2,610.15	34.08	7,561.38	51.30	2,291.67	40.03
1/15/2015	56.71	2,604.63	34.16	7,579.13	51.12	2,283.62	39.94
1/16/2015	57.41	2,636.78	34.80	7,721.12	51.79	2,313.55	40.26
1/20/2015	57.35	2,634.03	34.79	7,717.80	51.40	2,296.13	40.28
1/21/2015	57.43	2,637.70	35.04	7,773.26	51.74	2,311.32	40.54
1/22/2015	58.02	2,664.80	35.03	7,771.04	51.19	2,286.75	40.92
1/23/2015	58.23	2,674.45	35.10	7,787.68	50.94	2,275.58	41.02
1/26/2015	58.79	2,700.17	35.09	7,784.36	51.54	2,302.39	40.97
1/27/2015	59.19	2,718.54	35.01	7,767.72	51.27	2,290.33	40.69
1/28/2015	58.34	2,679.50	34.60	7,676.75	50.65	2,262.63	40.29
1/29/2015	58.36	2,680.42	35.16	7,801.00	51.84	2,315.79	40.82
1/30/2015	56.65	2,601.88	34.31	7,611.30	50.16	2,240.74	40.06
2/2/2015	57.08	2,623.05	34.47	7,646.80	50.40	2,251.67	40.06
2/3/2015	57.60	2,646.94	34.56	7,666.76	51.59	2,304.84	40.43
2/4/2015	56.94	2,696.33	34.06	7,555.83	50.46	2,254.35	40.06
2/5/2015	57.47	2,721.43	34.41	7,633.48	51.12	2,283.84	40.58
2/6/2015	55.35	2,621.04	32.89	7,297.35	50.21	2,243.19	38.82
2/9/2015	54.58	2,584.57	32.32	7,170.88	49.73	2,221.74	38.29
2/10/2015	55.32	2,619.62	33.04	7,330.63	50.65	2,262.84	38.93
2/11/2015	54.31	2,571.79	32.33	7,173.10	49.34	2,204.32	38.03
2/12/2015	54.82	2,595.94	32.23	7,150.91	49.45	2,209.23	38.24
2/13/2015	53.65	2,540.53	31.79	7,052.18	49.01	2,189.57	37.51
2/17/2015	52.78	2,499.34	31.71	7,035.54	48.53	2,168.13	37.21
2/18/2015	54.53	2,582.21	32.52	7,215.26	50.05	2,236.04	38.14
2/19/2015	55.20	2,613.93	32.28	7,160.90	49.76	2,223.08	38.02
2/20/2015	55.24	2,615.83	32.31	7,167.55	49.71	2,220.85	37.89
2/23/2015	55.89	2,646.61	32.55	7,220.80	49.78	2,223.97	38.02
2/24/2015	56.10	2,656.55	32.76	7,267.40	50.37	2,250.33	38.76
2/25/2015	54.95	2,602.09	32.19	7,140.93	50.31	2,247.65	38.09
2/26/2015	54.73	2,591.68	31.86	7,067.71	50.68	2,264.18	37.41
2/27/2015	54.84	2,596.89	31.80	7,055.51	50.83	2,270.88	37.82
3/2/2015	53.40	2,528.70	31.21	6,925.93	49.51	2,211.91	36.92
3/3/2015	53.65	2,540.53	31.32	6,951.46	49.75	2,222.63	36.99
3/4/2015	52.76	2,498.39	31.05	6,890.42	50.01	2,234.25	36.65
3/5/2015	53.14	2,516.38	31.10	6,902.63	50.20	2,242.74	36.77
3/6/2015	51.64	2,445.35	30.13	6,686.23	48.68	2,174.83	35.61
3/9/2015	52.14	2,469.03	30.35	6,736.17	48.46	2,172.03	36.02
3/10/2015	52.12	2,468.08	30.34	6,744.49	48.22	2,161.28	35.90
3/11/2015	51.90	2,457.66	30.16	6,704.47	48.16	2,158.59	35.74
3/12/2015	53.02	2,510.70	30.58	6,797.85	49.74	2,229.40	36.64
3/13/2015	52.59	2,543.75	30.26	6,727.82	48.45	2,171.58	36.20
3/16/2015	53.39	2,582.45	30.90	6,869.00	49.16	2,203.41	36.72
3/17/2015	52.80	2,553.91	30.85	6,857.88	49.76	2,230.30	36.96
3/18/2015	53.90	2,607.11	31.51	7,005.73	51.56	2,310.98	38.21
3/19/2015	53.02	2,564.55	31.36	6,972.38	50.57	2,266.61	38.00
3/20/2015	53.47	2,586.32	31.79	7,067.99	51.88	2,325.32	38.44
3/23/2015	53.61	2,593.09	31.72	7,051.31	51.90	2,326.22	38.24
3/24/2015	53.23	2,574.71	31.27	6,952.37	51.35	2,301.57	38.43
3/25/2015	52.96	2,561.65	31.01	6,894.57	50.78	2,276.02	37.79
3/26/2015	52.19	2,524.40	30.65	6,814.53	50.04	2,242.85	37.47
3/27/2015	52.40	2,534.56	30.82	6,852.32	50.05	2,243.30	37.50
3/30/2015	52.67	2,547.62	31.29	7,093.66	50.63	2,269.29	37.81
3/31/2015	52.76	2,572.11	31.50	7,129.55	50.44	2,260.87	38.64
4/1/2015	52.79	2,573.57	31.43	7,112.57	50.94	2,283.29	38.78
4/2/2015	52.36	2,552.61	31.46	7,119.36	51.71	2,317.80	38.60
4/6/2015	52.68	2,568.21	31.83	7,203.11	52.70	2,362.17	38.91
4/7/2015	51.86	2,528.23	31.30	7,084.28	51.66	2,315.56	38.44
4/8/2015	51.86	2,528.23	31.26	7,075.23	51.73	2,318.70	38.59
4/9/2015	51.57	2,514.09	31.26	7,074.09	50.84	2,278.80	37.88
4/10/2015	51.83	2,526.77	31.57	7,145.39	51.45	2,306.15	38.24
4/13/2015	51.15	2,493.62	31.37	7,100.12	50.75	2,274.77	37.78
4/14/2015	51.44	2,507.76	31.51	7,130.68	51.07	2,289.11	37.84
4/15/2015	51.49	2,510.19	31.41	7,108.04	51.46	2,306.59	37.81
4/16/2015	51.38	2,504.83	31.19	7,058.25	50.94	2,283.29	37.74
4/17/2015	50.94	2,483.38	31.08	7,033.35	50.14	2,247.43	37.70
4/20/2015	51.59	2,515.07	31.54	7,138.60	51.26	2,297.63	38.30
4/21/2015	50.87	2,479.97	31.30	7,084.28	50.66	2,270.73	37.92
4/22/2015	50.65	2,469.24	31.38	7,101.25	50.33	2,255.94	38.06
4/23/2015	51.08	2,490.21	31.44	7,115.97	50.67	2,271.18	38.29
4/24/2015	51.54	2,512.63	31.67	7,166.89	51.09	2,290.01	38.59
4/27/2015	51.15	2,493.62	31.16	7,051.46	50.05	2,243.39	38.02
4/28/2015	51.66	2,518.48	31.11	7,041.28	51.02	2,286.87	38.69
4/29/2015	51.27	2,499.47	30.88	6,989.22	50.62	2,268.94	38.23
4/30/2015	50.30	2,452.18	30.24	6,843.23	49.29	2,209.27	37.21
5/1/2015	49.94	2,434.63	30.51	6,904.34	49.17	2,203.89	37.26
5/4/2015	50.37	2,455.59	30.94	7,001.67	49.65	2,225.40	37.71
5/5/2015	49.53	2,414.64	30.22	6,839.84	48.94	2,193.58	36.79
5/6/2015	49.25	2,400.99	30.10	6,811.55	48.46	2,172.07	35.74
5/7/2015	49.11	2,394.17	30.15	6,822.86	47.81	2,142.93	35.60
5/8/2015	48.87	2,382.47	30.13	6,819.47	48.06	2,154.14	35.53
5/11/2015	48.87	2,382.47	30.05	6,800.23	47.76	2,140.69	35.18
5/12/2015	48.82	2,380.03	29.95	6,778.73	47.37	2,123.21	34.87
5/13/2015	48.06	2,342.98	29.74	6,730.07	47.25	2,117.83	34.81
5/14/2015	48.33	2,356.14	30.14	6,820.60	47.01	2,107.08	35.71
5/15/2015	48.43	2,361.02	30.50	6,903.21	47.69	2,137.55	36.28
5/18/2015	48.65	2,371.74	30.62	6,929.24	47.99	2,151.00	36.49
5/19/2015	48.96	2,386.85	30.63	6,932.64	47.44	2,126.35	36.50
5/20/2015	49.08	2,392.70	30.70	6,948.48	47.52	2,129.93	36.77
5/21/2015	49.59	2,417.57	30.67	6,940.56	48.01	2,151.90	36.85
5/22/2015	49.59	2,417.57	30.61	6,926.98	47.77	2,141.14	36.78
5/26/2015	49.25	2,400.99	30.34	6,867.00	47.26	2,118.28	36.42



Docket No. EL18-\_\_\_\_  
Volume 4A  
Section 6

5/27/2015	49.64	2,420.01	30.63	6,932.64	48.06	2,154.14	36.43
5/28/2015	50.13	2,443.89	30.73	6,955.27	48.34	2,166.69	36.39
5/29/2015	50.35	2,454.62	30.65	6,937.16	47.78	2,141.59	36.37
6/1/2015	50.44	2,459.01	30.70	6,947.35	48.00	2,151.45	36.57
6/2/2015	49.78	2,426.83	30.26	6,848.89	47.42	2,125.45	36.16
6/3/2015	49.76	2,425.86	29.81	6,745.91	46.93	2,103.49	35.77
6/4/2015	49.43	2,409.77	29.53	6,683.67	46.03	2,063.15	35.52
6/5/2015	49.01	2,389.29	29.15	6,596.53	45.11	2,021.91	34.87
6/8/2015	49.29	2,402.94	29.02	6,568.24	44.81	2,008.47	34.53
6/9/2015	48.24	2,351.75	28.91	6,542.21	44.25	1,983.37	34.08
6/10/2015	48.37	2,358.09	29.02	6,568.24	44.85	2,010.26	34.47
6/11/2015	48.69	2,373.69	29.40	6,653.11	45.44	2,036.70	34.65
6/12/2015	47.89	2,334.69	29.06	6,577.29	44.76	2,006.23	34.22
6/15/2015	47.81	2,330.79	28.94	6,549.00	44.07	1,975.30	34.00
6/16/2015	48.09	2,344.44	29.14	6,595.40	44.54	1,996.37	34.40
6/17/2015	48.87	2,382.47	29.30	6,630.48	44.69	2,003.09	35.00
6/18/2015	49.62	2,419.03	29.72	6,725.54	45.37	2,033.57	35.33
6/19/2015	49.34	2,405.38	29.57	6,692.72	45.29	2,029.98	35.08
6/22/2015	49.13	2,395.14	29.53	6,682.54	45.10	2,021.47	35.02
6/23/2015	48.41	2,360.04	29.06	6,577.29	44.73	2,004.88	35.01
6/24/2015	47.98	2,339.08	28.84	6,527.50	44.22	1,982.02	35.02
6/25/2015	46.93	2,287.89	28.69	6,492.41	43.81	1,963.65	34.93
6/26/2015	47.18	2,300.08	28.92	6,545.60	44.65	2,001.30	35.28
6/29/2015	46.81	2,282.04	28.77	6,511.65	43.91	1,968.13	35.00
6/30/2015	46.39	2,266.17	28.86	6,537.58	43.65	1,957.09	34.66
7/1/2015	46.47	2,270.08	29.07	6,584.01	43.54	1,952.16	34.86
7/2/2015	47.20	2,305.74	29.51	6,683.69	45.01	2,018.06	35.67
7/6/2015	47.30	2,310.63	29.55	6,693.88	45.36	2,033.76	35.74
7/7/2015	48.10	2,349.71	30.39	6,884.16	46.19	2,070.97	36.26
7/8/2015	48.30	2,359.48	30.21	6,842.26	46.19	2,070.97	35.98
7/9/2015	47.54	2,322.35	29.80	6,749.38	46.18	2,070.52	35.78
7/10/2015	48.06	2,347.75	30.05	6,806.01	46.84	2,100.11	36.45
7/13/2015	47.87	2,338.47	30.14	6,826.40	45.70	2,049.00	36.30
7/14/2015	47.50	2,320.40	30.15	6,829.80	45.18	2,025.69	36.09
7/15/2015	47.45	2,317.95	30.20	6,841.12	44.27	1,984.89	36.04
7/16/2015	48.10	2,349.71	30.67	6,947.59	44.24	1,983.54	36.65
7/17/2015	47.77	2,333.59	30.24	6,849.05	43.36	1,944.09	36.08
7/20/2015	47.30	2,310.63	30.13	6,824.13	41.80	1,874.14	35.60
7/21/2015	46.75	2,283.76	29.82	6,753.91	40.74	1,826.62	35.19
7/22/2015	46.94	2,293.04	30.04	6,803.75	40.87	1,832.44	35.00
7/23/2015	45.66	2,230.51	29.59	6,701.81	40.30	1,806.89	34.77
7/24/2015	46.23	2,258.36	29.63	6,712.00	40.19	1,801.96	34.72
7/27/2015	47.53	2,321.86	30.13	6,824.13	40.92	1,834.69	35.35
7/28/2015	48.00	2,344.82	30.27	6,856.98	41.08	1,841.86	35.61
7/29/2015	47.85	2,337.49	30.21	6,843.39	40.98	1,837.38	35.65
7/30/2015	47.93	2,341.40	30.49	6,905.68	40.92	1,834.69	36.02
7/31/2015	48.29	2,358.99	30.76	6,966.85	41.66	1,867.82	36.43
8/3/2015	48.41	2,364.85	30.80	6,975.91	41.30	1,851.68	36.47
8/4/2015	48.80	2,383.90	30.40	6,886.43	40.07	1,796.54	35.94
8/5/2015	49.48	2,417.12	30.54	6,918.14	41.11	1,843.16	36.35
8/6/2015	50.05	2,444.97	30.32	6,867.17	41.90	1,878.58	36.29
8/7/2015	51.21	2,501.63	30.36	6,877.37	41.80	1,874.10	36.62
8/10/2015	50.69	2,476.23	30.32	6,867.17	41.67	1,868.27	36.40
8/11/2015	51.10	2,496.26	30.33	6,869.44	41.71	1,870.07	36.86
8/12/2015	50.98	2,490.40	30.66	6,945.33	42.64	1,911.76	37.23
8/13/2015	51.17	2,499.68	30.76	6,967.98	42.28	1,895.62	37.31
8/14/2015	51.68	2,524.59	30.87	6,992.90	42.19	1,891.59	37.82
8/17/2015	51.93	2,536.80	31.46	7,126.55	42.44	1,902.80	38.03
8/18/2015	51.55	2,518.24	31.17	7,059.72	42.10	1,887.55	37.75
8/19/2015	51.69	2,525.08	31.25	7,077.84	42.46	1,903.69	37.74
8/20/2015	51.42	2,511.89	30.92	7,004.22	42.48	1,904.59	37.76
8/21/2015	50.65	2,474.28	30.37	6,878.50	42.35	1,898.76	37.30
8/24/2015	48.46	2,367.29	29.02	6,573.82	39.90	1,788.91	35.81
8/25/2015	46.64	2,278.39	28.05	6,354.09	38.57	1,729.28	34.71
8/26/2015	47.41	2,316.00	28.33	6,417.52	39.38	1,765.60	35.19
8/27/2015	47.61	2,325.77	28.87	6,538.71	39.80	1,784.43	35.61
8/28/2015	47.80	2,335.05	28.90	6,546.64	40.11	1,798.33	35.99
8/31/2015	47.78	2,334.08	28.34	6,418.65	39.78	1,783.53	35.40
9/1/2015	46.23	2,258.36	27.56	6,243.09	38.33	1,718.52	34.45
9/2/2015	46.57	2,274.97	27.57	6,244.22	38.27	1,715.83	34.36
9/3/2015	46.67	2,279.85	27.69	6,272.54	38.50	1,726.15	34.56
9/4/2015	46.38	2,265.68	27.28	6,178.53	37.75	1,692.52	34.20
9/8/2015	47.32	2,311.60	27.80	6,297.46	38.76	1,737.80	35.07
9/9/2015	47.46	2,318.44	27.51	6,230.63	38.12	1,709.11	34.66
9/10/2015	47.69	2,329.68	27.42	6,211.38	37.47	1,679.97	34.37
9/11/2015	48.14	2,351.66	27.63	6,257.82	37.29	1,671.90	34.72
9/14/2015	47.98	2,343.85	27.70	6,274.80	37.59	1,685.35	34.19
9/15/2015	48.05	2,347.26	27.80	6,297.46	37.86	1,697.45	34.68
9/16/2015	48.49	2,368.76	28.11	6,366.55	38.32	1,718.08	34.96
9/17/2015	48.83	2,385.37	28.54	6,465.09	38.88	1,743.18	35.65
9/18/2015	48.32	2,360.45	28.38	6,427.71	38.15	1,710.45	35.41
9/21/2015	48.49	2,368.76	28.58	6,473.02	38.36	1,719.87	35.81
9/22/2015	48.22	2,355.57	28.35	6,422.05	38.16	1,710.90	35.48
9/23/2015	48.73	2,380.48	28.39	6,431.11	37.98	1,702.83	35.52
9/24/2015	49.43	2,414.68	28.68	6,496.80	39.09	1,752.60	36.11
9/25/2015	50.20	2,452.29	28.99	6,567.02	39.58	1,774.57	36.28
9/28/2015	50.13	2,448.87	29.02	6,573.82	39.85	1,786.67	36.55
9/29/2015	49.32	2,409.30	28.87	6,539.84	40.39	1,810.88	36.48
9/30/2015	50.49	2,472.27	29.25	6,630.45	41.34	1,854.30	36.82
10/1/2015	49.91	2,443.87	28.80	6,528.43	41.71	1,870.90	36.28
10/2/2015	50.23	2,459.54	29.19	6,616.85	42.08	1,887.49	36.71
10/5/2015	50.93	2,493.82	29.48	6,683.73	42.98	1,927.86	37.27
10/6/2015	50.48	2,471.78	29.24	6,628.18	42.59	1,910.37	36.81
10/7/2015	50.77	2,485.98	29.11	6,599.84	42.59	1,910.37	36.83
10/8/2015	51.85	2,538.86	29.47	6,681.46	43.87	1,967.79	37.62
10/9/2015	51.38	2,515.85	29.36	6,656.52	43.33	1,943.56	37.34
10/12/2015	51.78	2,535.44	29.69	6,730.21	43.88	1,968.23	37.83
10/13/2015	51.68	2,530.54	29.70	6,733.61	44.22	1,983.48	37.55
10/14/2015	51.51	2,522.22	29.77	6,748.35	44.47	1,994.70	37.49
10/15/2015	52.14	2,553.06	30.27	6,861.71	45.34	2,033.72	38.45
10/16/2015	52.77	2,583.91	30.36	6,883.25	45.72	2,050.77	38.28

Docket No. EL18-\_\_\_\_  
Volume 4A  
Section 6

10/19/2015	51.50	2,521.73	30.50	6,913.85	45.77	2,053.01	38.35
10/20/2015	51.60	2,526.62	30.60	6,937.66	45.78	2,053.46	38.84
10/21/2015	51.00	2,497.24	30.41	6,894.58	45.32	2,032.82	38.25
10/22/2015	51.00	2,497.24	30.77	6,976.20	45.83	2,055.70	38.96
10/23/2015	49.96	2,446.32	30.18	6,842.44	44.89	2,013.54	38.46
10/26/2015	50.34	2,464.93	30.30	6,868.51	45.65	2,047.63	38.44
10/27/2015	51.08	2,501.16	30.19	6,844.70	45.41	2,036.86	38.70
10/28/2015	50.33	2,464.44	29.65	6,722.27	45.78	2,053.46	38.80
10/29/2015	49.90	2,443.38	29.34	6,650.86	45.48	2,040.00	38.31
10/30/2015	50.21	2,458.56	29.51	6,690.53	45.78	2,053.46	38.67
11/2/2015	50.45	2,470.31	29.77	6,749.48	46.28	2,075.69	38.85
11/3/2015	51.30	2,511.93	29.86	6,769.88	46.38	2,080.18	39.19
11/4/2015	51.83	2,539.90	30.06	6,814.10	45.66	2,047.89	39.68
11/5/2015	51.80	2,538.43	30.02	6,805.03	46.23	2,073.45	39.93
11/6/2015	50.10	2,455.12	28.50	6,460.41	44.48	1,994.96	38.84
11/9/2015	50.42	2,470.80	28.41	6,440.01	44.45	1,993.62	39.22
11/10/2015	51.31	2,514.42	29.08	6,591.91	45.33	2,033.08	39.89
11/11/2015	52.23	2,559.50	29.42	6,668.99	45.62	2,046.09	40.01
11/12/2015	50.63	2,481.09	29.22	6,623.65	44.66	2,003.03	39.28
11/13/2015	50.25	2,462.47	29.25	6,630.45	44.00	1,973.43	38.90
11/16/2015	51.50	2,523.73	29.99	6,799.36	44.69	2,004.38	39.40
11/17/2015	51.15	2,506.57	29.49	6,686.00	40.25	2,026.62	38.50
11/18/2015	50.80	2,489.42	29.65	6,722.27	40.48	2,038.20	38.88
11/19/2015	51.40	2,518.83	30.23	6,852.64	41.54	2,125.84	39.42
11/20/2015	51.80	2,538.43	30.54	6,924.05	42.31	2,165.25	38.72
11/23/2015	51.31	2,514.42	30.13	6,829.97	42.77	2,188.79	38.55
11/24/2015	51.00	2,499.22	30.05	6,811.83	43.05	2,203.12	38.66
11/25/2015	50.82	2,490.40	29.86	6,768.75	42.68	2,184.18	38.46
11/27/2015	51.15	2,506.57	29.94	6,788.02	42.75	2,187.76	38.31
11/30/2015	50.95	2,496.77	30.10	6,823.16	42.92	2,196.46	38.65
12/1/2015	50.68	2,483.54	30.70	6,960.33	43.09	2,205.16	38.42
12/2/2015	49.11	2,406.61	30.31	6,871.91	42.33	2,166.27	37.60
12/3/2015	48.05	2,354.66	29.70	6,732.48	41.08	2,102.30	36.81
12/4/2015	49.40	2,420.82	30.18	6,841.30	41.70	2,134.03	37.00
12/7/2015	49.80	2,440.42	30.17	6,839.03	41.55	2,126.35	37.39
12/8/2015	50.15	2,457.57	30.35	6,879.84	42.50	2,174.97	37.29
12/9/2015	49.88	2,444.34	30.14	6,833.37	42.62	2,181.11	37.23
12/10/2015	49.14	2,408.08	29.41	6,666.73	41.51	2,124.31	36.28
12/11/2015	48.64	2,383.57	29.30	6,641.79	41.42	2,119.70	36.03
12/14/2015	48.73	2,387.98	29.40	6,664.46	41.43	2,120.21	36.32
12/15/2015	49.63	2,432.09	29.66	6,723.41	41.69	2,133.52	36.59
12/16/2015	50.49	2,474.23	30.38	6,887.78	43.15	2,208.23	37.28
12/17/2015	51.03	2,500.69	31.86	7,222.19	43.43	2,222.56	37.55
12/18/2015	50.23	2,461.49	31.23	7,080.49	43.13	2,207.21	37.45
12/21/2015	50.08	2,454.14	30.97	7,020.41	43.96	2,249.69	37.43
12/22/2015	51.03	2,500.69	31.15	7,061.22	44.72	2,288.58	38.17
12/23/2015	51.36	2,516.87	31.44	7,128.10	46.01	2,354.60	38.76
12/24/2015	51.15	2,506.57	31.35	7,106.57	45.81	2,344.36	38.74
12/28/2015	51.26	2,511.96	31.62	7,167.78	46.12	2,360.23	39.04
12/29/2015	51.33	2,515.40	31.69	7,184.78	46.74	2,391.95	39.24
12/30/2015	51.61	2,529.12	31.73	7,192.72	47.01	2,405.77	39.25
12/31/2015	50.83	2,494.48	31.23	7,085.53	46.43	2,376.85	38.50
1/4/2016	49.72	2,440.01	31.14	7,066.24	46.69	2,390.16	37.91
1/5/2016	49.88	2,447.86	31.28	7,098.01	47.47	2,430.09	38.36
1/6/2016	50.02	2,454.73	31.32	7,107.09	47.80	2,446.98	38.71
1/7/2016	49.68	2,438.05	30.99	7,032.20	47.51	2,432.14	38.14
1/8/2016	49.86	2,446.88	30.98	7,029.93	47.46	2,429.58	38.22
1/11/2016	50.66	2,486.14	31.08	7,052.62	47.04	2,408.08	38.59
1/12/2016	50.20	2,463.57	30.83	6,995.90	46.89	2,400.40	38.44
1/13/2016	49.88	2,447.86	30.85	7,000.43	46.27	2,368.66	38.54
1/14/2016	50.29	2,467.98	31.32	7,105.95	46.94	2,402.96	39.18
1/15/2016	49.49	2,428.72	31.21	7,082.12	46.20	2,365.08	38.44
1/19/2016	50.36	2,471.42	31.54	7,157.01	47.47	2,430.09	38.70
1/20/2016	49.80	2,443.94	30.88	7,007.24	46.17	2,363.54	37.98
1/21/2016	48.77	2,393.39	30.79	6,985.68	45.57	2,332.83	37.31
1/22/2016	50.02	2,454.73	31.56	7,161.55	47.27	2,419.85	38.60
1/25/2016	49.42	2,425.29	31.18	7,075.32	46.24	2,367.12	37.78
1/26/2016	50.55	2,480.74	31.45	7,136.58	47.36	2,424.46	38.29
1/27/2016	50.96	2,500.86	31.14	7,066.24	47.99	2,456.71	38.19
1/28/2016	51.97	2,550.43	31.82	7,219.41	48.47	2,481.28	39.44
1/29/2016	52.90	2,596.07	32.67	7,413.84	49.28	2,522.75	40.93
2/1/2016	53.54	2,629.45	32.98	7,484.18	49.31	2,524.40	42.54
2/2/2016	53.95	2,649.58	33.23	7,540.92	49.30	2,523.88	42.77
2/3/2016	54.38	2,670.70	33.90	7,692.96	50.80	2,600.67	42.64
2/4/2016	53.54	2,629.45	33.74	7,655.52	51.20	2,621.15	41.75
2/5/2016	53.45	2,625.03	33.89	7,689.56	50.85	2,603.23	41.29
2/8/2016	53.62	2,633.38	33.98	7,709.98	51.46	2,634.46	41.14
2/9/2016	54.65	2,683.96	34.18	7,755.37	52.03	2,663.64	41.22
2/10/2016	53.50	2,627.48	34.15	7,748.56	53.10	2,718.42	40.78
2/11/2016	52.50	2,578.37	33.59	7,622.61	51.64	2,643.68	40.12
2/12/2016	52.57	2,581.81	33.48	7,597.65	54.43	2,786.51	40.31
2/16/2016	52.43	2,574.93	33.49	7,598.78	55.59	2,845.90	40.17
2/17/2016	51.94	2,550.87	33.21	7,536.38	55.80	2,856.65	40.06
2/18/2016	53.08	2,606.86	33.70	7,647.57	56.24	2,879.17	40.91
2/19/2016	52.48	2,577.39	33.56	7,615.80	56.51	2,892.99	40.71
2/22/2016	53.04	2,604.89	33.90	7,692.96	56.68	2,908.17	40.76
2/23/2016	53.13	2,609.31	34.38	7,801.89	56.35	2,891.24	40.79
2/24/2016	54.10	2,656.95	34.59	7,848.41	57.42	2,946.14	42.76
2/25/2016	54.07	2,655.48	35.02	7,945.99	57.07	2,928.18	41.90
2/26/2016	52.55	2,580.83	34.06	7,728.14	56.12	2,879.44	40.55
2/29/2016	53.02	2,603.91	33.98	7,709.98	56.01	2,873.79	40.85
3/1/2016	52.30	2,568.55	33.98	7,709.98	55.38	2,841.47	40.30
3/2/2016	53.01	2,603.42	34.25	7,778.78	56.61	2,904.58	40.76
3/3/2016	54.00	2,652.04	34.34	7,799.22	55.82	2,864.05	41.05
3/4/2016	54.91	2,696.73	34.68	7,876.44	56.04	2,875.33	41.45
3/7/2016	55.36	2,718.83	34.78	7,899.16	57.04	2,926.64	41.48
3/8/2016	55.56	2,728.65	35.21	7,996.82	57.61	2,955.89	42.52
3/9/2016	56.17	2,758.61	35.42	8,043.38	58.54	3,003.61	42.60
3/10/2016	56.39	2,769.42	35.36	8,030.88	58.60	3,006.68	42.98
3/11/2016	55.83	2,748.62	35.43	8,045.65	58.31	2,991.80	42.92
3/14/2016	55.61	2,737.79	35.39	8,037.70	57.84	2,967.69	42.98

Docket No. EL18-\_\_\_\_  
Volume 4A  
Section 6

3/15/2016	55.60	2,737.30	35.71	8,110.64	58.45	2,999.79	42.89
3/16/2016	56.54	2,783.57	36.03	8,182.19	58.53	3,003.89	43.08
3/17/2016	57.82	2,846.59	36.32	8,249.19	59.34	3,045.47	44.08
3/18/2016	57.55	2,833.30	36.21	8,224.21	59.32	3,044.44	44.19
3/21/2016	57.27	2,819.51	36.00	8,175.38	58.30	2,992.09	44.10
3/22/2016	56.83	2,797.85	35.97	8,168.56	58.66	3,010.57	43.95
3/23/2016	57.21	2,816.56	36.30	8,244.65	58.44	2,999.28	43.98
3/24/2016	57.52	2,831.82	36.50	8,288.94	59.02	3,029.04	44.74
3/28/2016	57.22	2,817.05	36.41	8,269.63	58.57	3,005.95	44.50
3/29/2016	57.29	2,820.50	37.08	8,420.67	60.63	3,111.67	46.04
3/30/2016	55.87	2,750.59	36.95	8,391.14	60.76	3,118.34	45.81
3/31/2016	56.07	2,761.80	37.14	8,435.43	60.13	3,101.90	45.88
4/1/2016	55.99	2,757.86	37.52	8,520.61	60.82	3,137.50	46.50
4/4/2016	55.88	2,752.44	37.46	8,506.98	59.53	3,070.95	46.26
4/5/2016	53.93	2,656.39	36.76	8,347.99	58.26	3,005.43	45.02
4/6/2016	53.84	2,651.96	36.74	8,343.45	58.30	3,007.50	44.88
4/7/2016	54.20	2,669.69	36.71	8,337.77	57.96	2,989.96	44.81
4/8/2016	54.62	2,690.38	36.89	8,377.52	58.75	3,030.71	45.04
4/11/2016	54.98	2,708.11	36.57	8,305.97	58.59	3,022.46	45.05
4/12/2016	55.36	2,726.83	36.83	8,363.89	59.12	3,049.80	45.43
4/13/2016	55.41	2,729.29	36.46	8,280.99	58.44	3,014.72	44.98
4/14/2016	55.55	2,736.19	36.31	8,246.92	57.85	2,984.28	44.89
4/15/2016	56.10	2,763.28	36.66	8,325.28	58.70	3,028.13	45.10
4/18/2016	56.61	2,788.40	36.71	8,337.77	59.33	3,060.63	45.24
4/19/2016	56.32	2,774.11	36.61	8,313.92	59.43	3,065.79	45.41
4/20/2016	55.20	2,718.95	35.45	8,051.59	58.26	3,005.43	44.50
4/21/2016	54.42	2,680.53	34.39	7,810.84	56.55	2,917.22	43.76
4/22/2016	54.67	2,692.84	34.55	7,847.18	56.76	2,928.05	44.31
4/25/2016	54.90	2,704.17	34.48	7,831.28	58.02	2,993.05	44.22
4/26/2016	55.39	2,728.30	34.53	7,841.50	58.97	3,042.06	44.29
4/27/2016	55.96	2,756.38	34.66	7,871.03	59.29	3,058.57	44.75
4/28/2016	56.06	2,761.31	34.77	7,896.01	59.91	3,090.55	44.83
4/29/2016	56.19	2,767.71	35.26	8,008.44	60.59	3,125.63	45.10
5/2/2016	57.01	2,809.74	35.64	8,094.75	60.61	3,126.71	45.48
5/3/2016	57.08	2,813.19	35.66	8,098.15	59.90	3,090.09	45.88
5/4/2016	58.14	2,865.43	36.08	8,193.55	61.74	3,185.01	46.19
5/5/2016	57.69	2,843.25	36.25	8,233.29	61.19	3,156.63	45.57
5/6/2016	56.91	2,804.81	36.22	8,225.34	61.27	3,160.76	45.56
5/9/2016	57.51	2,834.38	36.47	8,283.26	60.78	3,135.48	45.90
5/10/2016	57.51	2,834.38	36.60	8,312.79	60.60	3,126.20	45.54
5/11/2016	57.46	2,831.92	36.70	8,335.50	60.47	3,119.49	45.53
5/12/2016	57.08	2,813.19	37.05	8,414.99	60.83	3,138.06	45.55
5/13/2016	56.91	2,804.81	36.89	8,377.52	60.44	3,117.94	45.38
5/16/2016	56.94	2,806.29	36.99	8,400.23	60.17	3,104.01	45.36
5/17/2016	55.45	2,732.86	35.99	8,174.24	58.59	3,022.51	44.00
5/18/2016	54.56	2,688.99	35.35	8,028.88	58.17	3,000.84	42.97
5/19/2016	54.83	2,702.30	35.74	8,117.46	58.56	3,020.96	43.00
5/20/2016	55.10	2,715.61	35.91	8,156.07	58.62	3,024.05	42.96
5/23/2016	54.53	2,687.51	35.75	8,119.73	58.19	3,001.87	42.63
5/24/2016	55.72	2,746.16	36.39	8,265.09	59.23	3,055.52	43.34
5/25/2016	56.13	2,766.37	36.43	8,274.17	58.91	3,039.01	43.11
5/26/2016	56.94	2,806.29	36.73	8,342.31	59.28	3,058.10	44.03
5/27/2016	57.47	2,832.41	36.84	8,367.30	59.81	3,085.44	44.60
5/31/2016	57.74	2,845.72	37.05	8,414.99	60.54	3,123.10	44.66
6/1/2016	57.92	2,854.59	37.30	8,471.77	60.96	3,144.77	44.99
6/2/2016	57.97	2,857.05	37.40	8,494.49	60.81	3,137.03	45.01
6/3/2016	59.02	2,908.80	38.31	8,701.17	61.88	3,192.23	45.80
6/6/2016	59.36	2,925.56	38.28	8,694.36	61.72	3,183.98	45.82
6/7/2016	59.82	2,948.23	38.52	8,748.87	62.18	3,207.71	46.08
6/8/2016	60.41	2,977.31	38.88	8,830.63	62.53	3,225.76	46.45
6/9/2016	60.99	3,005.89	39.42	8,953.28	63.03	3,251.55	46.76
6/10/2016	60.81	2,997.02	38.99	8,855.62	62.45	3,221.63	46.30
6/13/2016	60.76	2,994.56	38.82	8,817.00	62.15	3,206.16	46.01
6/14/2016	61.41	3,026.59	39.11	8,882.87	62.96	3,247.94	46.31
6/15/2016	60.54	2,983.72	38.68	8,785.21	62.07	3,202.03	45.66
6/16/2016	61.07	3,009.84	38.82	8,817.00	62.25	3,211.32	45.64
6/17/2016	61.09	3,010.82	38.91	8,837.45	62.20	3,208.74	45.71
6/20/2016	61.79	3,045.32	38.89	8,832.90	62.34	3,215.96	45.61
6/21/2016	61.72	3,041.87	39.05	8,869.24	62.48	3,223.18	45.52
6/22/2016	61.09	3,010.82	38.64	8,776.12	61.98	3,197.39	45.20
6/23/2016	61.78	3,044.83	38.80	8,812.46	61.96	3,196.36	45.73
6/24/2016	61.79	3,045.32	39.28	8,921.48	61.88	3,192.23	45.80
6/27/2016	62.01	3,056.16	39.85	9,050.94	61.90	3,193.26	46.26
6/28/2016	62.52	3,081.30	39.81	9,041.86	61.88	3,192.23	46.38
6/29/2016	63.05	3,107.42	39.82	9,044.13	62.23	3,210.28	46.31
6/30/2016	64.63	3,191.43	39.70	9,025.15	63.04	3,298.68	47.27
7/1/2016	64.58	3,188.96	40.39	9,182.01	64.08	3,353.10	47.54
7/5/2016	65.16	3,217.60	40.87	9,291.13	63.99	3,348.39	47.95
7/6/2016	64.91	3,205.25	40.78	9,270.67	63.93	3,345.25	47.55
7/7/2016	63.68	3,144.51	39.85	9,059.25	62.11	3,250.01	46.46
7/8/2016	64.30	3,175.13	40.55	9,218.38	62.61	3,276.18	46.70
7/11/2016	64.36	3,178.09	40.46	9,197.92	62.77	3,284.55	46.70
7/12/2016	63.67	3,144.02	39.34	8,943.31	62.05	3,246.87	46.26
7/13/2016	64.29	3,174.64	39.71	9,027.42	62.07	3,247.92	46.83
7/14/2016	63.48	3,134.64	39.34	8,943.31	61.89	3,238.50	47.51
7/15/2016	63.74	3,147.48	39.41	8,959.22	62.82	3,287.17	47.52
7/18/2016	63.89	3,154.88	39.57	8,995.60	62.67	3,279.32	47.04
7/19/2016	63.64	3,142.54	39.61	9,004.69	62.30	3,259.96	47.03
7/20/2016	63.47	3,134.15	39.55	8,991.05	62.13	3,251.06	47.05
7/21/2016	63.48	3,134.64	39.73	9,031.97	61.89	3,238.50	47.20
7/22/2016	64.74	3,196.86	40.35	9,172.92	63.00	3,296.59	48.20
7/25/2016	64.22	3,171.18	40.40	9,184.28	62.89	3,290.83	48.09
7/26/2016	63.72	3,146.49	40.09	9,113.81	63.00	3,296.59	47.65
7/27/2016	63.09	3,115.38	39.45	8,968.32	62.53	3,271.99	47.19
7/28/2016	63.24	3,122.79	39.96	9,084.26	63.26	3,310.19	47.23
7/29/2016	63.85	3,152.91	40.25	9,150.18	63.05	3,299.20	47.68
8/1/2016	64.00	3,162.18	40.27	9,154.73	63.53	3,324.15	47.57
8/2/2016	63.75	3,149.83	40.42	9,188.83	63.09	3,301.13	47.05
8/3/2016	62.50	3,088.06	40.12	9,120.63	63.06	3,299.56	46.36
8/4/2016	62.30	3,078.18	40.13	9,122.90	61.35	3,210.08	47.68
8/5/2016	61.39	3,033.22	39.39	8,954.68	61.02	3,192.82	46.84

Docket No. EL18-  
Volume 4A  
Section 6

8/8/2016	61.20	3,023.83	39.28	8,929.67	59.46	3,111.19	46.76
8/9/2016	61.35	3,031.24	39.24	8,920.58	58.80	3,076.66	46.81
8/10/2016	61.37	3,032.23	39.26	8,925.12	59.00	3,087.12	46.91
8/11/2016	61.29	3,028.28	39.40	8,956.95	59.33	3,104.39	46.98
8/12/2016	61.12	3,019.88	39.54	8,988.78	59.36	3,105.96	46.84
8/15/2016	60.34	2,981.34	38.94	8,852.38	58.87	3,080.32	45.93
8/16/2016	59.42	2,935.88	38.20	8,684.15	57.93	3,031.14	45.17
8/17/2016	59.96	2,962.57	38.92	8,847.83	58.20	3,045.26	46.16
8/18/2016	61.19	3,023.34	39.51	8,981.96	59.19	3,097.06	46.37
8/19/2016	60.49	2,988.75	38.84	8,829.64	58.54	3,063.05	45.59
8/22/2016	61.07	3,017.41	39.08	8,884.20	58.90	3,081.89	45.78
8/23/2016	60.39	2,983.81	38.58	8,770.54	59.94	3,136.31	45.51
8/24/2016	59.93	2,961.08	38.82	8,825.10	59.65	3,121.13	45.78
8/25/2016	60.06	2,967.51	38.87	8,836.46	59.68	3,122.70	45.85
8/26/2016	58.98	2,914.14	37.92	8,620.50	58.54	3,063.05	45.18
8/29/2016	59.62	2,945.77	38.25	8,695.52	59.02	3,088.17	45.63
8/30/2016	58.87	2,908.71	37.84	8,602.31	58.49	3,060.44	45.49
8/31/2016	59.30	2,929.96	37.95	8,627.32	58.51	3,061.48	45.69
9/1/2016	59.43	2,936.38	37.67	8,563.66	58.41	3,056.25	45.23
9/2/2016	60.51	2,989.74	38.21	8,686.42	59.35	3,105.44	46.30
9/6/2016	61.33	3,030.26	38.81	8,822.82	60.01	3,139.97	46.51
9/7/2016	61.61	3,044.09	38.98	8,861.47	60.50	3,165.61	46.59
9/8/2016	61.81	3,053.97	38.86	8,834.19	61.32	3,208.52	46.72
9/9/2016	59.14	2,922.05	37.15	8,445.45	57.70	3,019.10	44.75
9/12/2016	59.78	2,953.67	37.72	8,575.03	58.93	3,083.46	45.12
9/13/2016	58.70	2,900.31	37.37	8,495.46	57.94	3,031.66	44.38
9/14/2016	58.52	2,891.42	37.56	8,538.66	58.60	3,066.19	44.53
9/15/2016	59.50	2,939.84	37.96	8,629.59	58.35	3,053.11	44.89
9/16/2016	60.51	2,989.74	38.43	8,736.44	59.00	3,087.12	45.89
9/19/2016	60.74	3,001.10	38.77	8,813.73	59.77	3,127.41	46.58
9/20/2016	60.60	2,994.19	38.85	8,831.92	60.22	3,150.96	46.92
9/21/2016	62.19	3,072.75	39.70	9,025.15	61.63	3,224.74	47.98
9/22/2016	62.70	3,097.95	39.98	9,088.80	62.91	3,291.71	48.62
9/23/2016	62.22	3,074.23	40.11	9,118.36	63.02	3,297.47	48.43
9/26/2016	61.64	3,045.57	40.26	9,152.46	63.43	3,318.92	48.34
9/27/2016	60.92	3,010.00	39.68	9,020.60	63.41	3,317.87	47.74
9/28/2016	60.81	3,004.56	39.39	8,954.68	62.68	3,279.68	47.57
9/29/2016	59.87	2,958.12	38.86	8,834.19	61.75	3,231.01	47.18
9/30/2016	59.62	2,948.97	38.31	8,715.54	61.22	3,251.34	46.77
10/3/2016	59.22	2,929.18	37.80	8,599.52	60.07	3,190.26	46.09
10/4/2016	57.38	2,838.17	36.93	8,401.59	57.65	3,061.74	44.55
10/5/2016	57.11	2,824.81	36.78	8,367.47	57.51	3,054.30	44.27
10/6/2016	56.96	2,817.40	36.69	8,346.99	57.41	3,048.99	43.98
10/7/2016	57.06	2,822.34	36.54	8,312.87	56.66	3,009.16	43.50
10/10/2016	57.73	2,855.48	36.88	8,390.22	57.55	3,056.43	43.60
10/11/2016	56.81	2,809.98	36.37	8,274.19	56.61	3,006.51	42.57
10/12/2016	57.46	2,842.13	36.92	8,399.32	57.85	3,072.36	42.71
10/13/2016	58.05	2,871.31	37.23	8,469.84	58.74	3,119.63	43.05
10/14/2016	57.58	2,848.06	36.97	8,410.69	58.52	3,107.94	42.95
10/17/2016	57.95	2,866.36	37.21	8,465.29	58.70	3,117.50	43.41
10/18/2016	58.99	2,917.80	37.38	8,503.97	58.91	3,128.66	43.74
10/19/2016	59.18	2,927.20	37.29	8,483.49	59.54	3,162.12	43.73
10/20/2016	59.44	2,940.06	37.32	8,490.32	59.70	3,170.61	43.77
10/21/2016	59.56	2,946.00	37.07	8,433.44	59.22	3,145.12	43.67
10/24/2016	59.58	2,946.99	37.32	8,490.32	59.70	3,170.61	44.07
10/25/2016	60.14	2,974.69	37.39	8,506.24	60.24	3,199.29	44.65
10/26/2016	59.84	2,959.85	37.48	8,526.72	60.47	3,211.51	44.89
10/27/2016	59.40	2,938.08	37.02	8,422.07	60.42	3,208.85	44.87
10/28/2016	59.60	2,947.98	37.23	8,469.84	60.63	3,220.00	45.30
10/31/2016	61.29	3,031.57	38.05	8,656.39	61.85	3,287.19	46.20
11/1/2016	59.65	2,950.45	37.42	8,513.07	60.55	3,218.10	45.20
11/2/2016	59.06	2,921.27	36.98	8,412.97	60.15	3,196.84	44.45
11/3/2016	59.39	2,937.59	37.09	8,437.99	60.60	3,220.76	45.00
11/4/2016	58.96	2,916.32	36.83	8,378.84	60.26	3,202.69	44.85
11/7/2016	60.13	2,974.19	37.93	8,629.09	61.24	3,254.77	46.15
11/8/2016	60.35	2,985.07	38.50	8,758.77	61.09	3,246.80	46.65
11/9/2016	59.42	2,939.07	36.81	8,374.29	58.74	3,121.90	46.30
11/10/2016	58.42	2,889.61	35.49	8,073.99	56.82	3,019.86	45.10
11/11/2016	59.76	2,955.89	35.36	8,044.42	58.01	3,083.10	45.70
11/14/2016	60.56	2,995.46	35.51	8,078.54	58.38	3,102.77	45.00
11/15/2016	61.57	3,045.42	36.02	8,194.57	58.68	3,118.71	44.90
11/16/2016	61.11	3,022.67	35.78	8,139.97	58.21	3,093.73	44.60
11/17/2016	60.75	3,004.86	35.81	8,146.79	58.29	3,097.99	44.20
11/18/2016	60.93	3,013.76	35.64	8,108.12	58.73	3,121.37	44.35
11/21/2016	61.40	3,037.01	35.83	8,151.34	59.60	3,167.61	45.05
11/22/2016	62.57	3,094.88	36.13	8,219.59	60.50	3,215.44	45.95
11/23/2016	62.10	3,071.63	35.75	8,133.14	58.38	3,102.77	45.75
11/25/2016	62.94	3,113.18	36.35	8,269.64	59.59	3,167.08	46.20
11/28/2016	64.00	3,165.61	37.09	8,437.99	60.95	3,239.36	47.15
11/29/2016	63.75	3,153.25	37.25	8,474.39	61.08	3,246.27	46.85
11/30/2016	61.82	3,057.78	35.92	8,171.82	58.75	3,122.43	45.05
12/1/2016	61.32	3,033.05	35.51	8,078.54	58.01	3,083.10	44.60
12/2/2016	61.68	3,050.86	35.99	8,187.74	58.50	3,109.15	45.00
12/5/2016	62.19	3,076.09	36.07	8,205.94	58.76	3,122.97	45.15
12/6/2016	62.59	3,095.87	36.08	8,208.22	59.02	3,136.78	45.40
12/7/2016	63.29	3,130.49	36.47	8,296.94	59.18	3,145.29	46.05
12/8/2016	64.21	3,176.00	36.44	8,290.12	60.10	3,194.18	46.50
12/9/2016	65.19	3,224.47	36.83	8,378.84	61.00	3,242.02	47.35
12/12/2016	65.76	3,252.67	37.21	8,465.29	61.47	3,267.00	47.10
12/13/2016	66.23	3,275.91	37.51	8,533.54	61.80	3,284.53	47.70
12/14/2016	64.08	3,169.57	36.62	8,331.07	59.80	3,178.24	46.00
12/15/2016	64.48	3,189.35	37.01	8,419.79	59.99	3,188.34	46.80
12/16/2016	64.40	3,185.40	37.61	8,556.29	60.76	3,229.26	46.90
12/19/2016	63.86	3,158.69	37.77	8,592.69	62.07	3,298.88	47.15
12/20/2016	64.35	3,182.92	37.80	8,599.52	62.26	3,308.98	47.30
12/21/2016	63.58	3,144.84	37.69	8,574.49	62.11	3,301.01	47.20
12/22/2016	63.29	3,130.49	37.81	8,601.79	62.00	3,295.16	47.00
12/23/2016	63.83	3,157.20	37.86	8,613.17	61.64	3,276.03	47.10
12/27/2016	64.12	3,171.55	38.00	8,645.02	61.51	3,269.12	46.95
12/28/2016	63.31	3,131.48	37.54	8,540.37	60.62	3,221.82	46.35
12/29/2016	64.31	3,180.95	38.19	8,688.24	61.76	3,282.41	46.80

12/30/2016	64.19	3,175.01	37.89	8,619.99	61.34	3,260.09	46.50
1/3/2017	63.66	3,154.99	37.93	8,635.66	60.52	3,230.69	46.65
1/4/2017	64.20	3,181.75	38.16	8,688.03	60.81	3,246.17	46.95
1/5/2017	63.79	3,161.43	38.11	8,676.64	60.81	3,246.17	46.95
1/6/2017	63.64	3,154.00	37.80	8,606.06	61.22	3,268.06	46.85
1/9/2017	62.32	3,088.58	37.28	8,487.67	61.16	3,264.86	45.70
1/10/2017	62.31	3,088.08	37.24	8,478.57	61.03	3,257.92	46.10
1/11/2017	63.17	3,130.71	37.75	8,594.68	61.18	3,265.92	46.80
1/12/2017	62.92	3,118.32	37.65	8,571.91	60.95	3,253.65	46.50
1/13/2017	62.68	3,106.42	37.49	8,535.49	61.13	3,263.25	46.50
1/17/2017	63.06	3,096.99	37.75	8,594.68	61.73	3,295.28	46.30
1/18/2017	63.34	3,110.74	37.70	8,583.30	62.21	3,320.91	46.55
1/19/2017	62.58	3,073.42	37.28	8,487.67	61.56	3,286.21	45.80
1/20/2017	62.72	3,080.30	37.36	8,505.89	61.55	3,285.67	46.00
1/23/2017	62.18	3,053.77	37.03	8,430.76	61.71	3,294.22	45.65
1/24/2017	62.93	3,090.61	36.95	8,412.54	61.87	3,302.76	45.50
1/25/2017	64.36	3,160.84	36.89	8,398.88	62.15	3,317.70	45.25
1/26/2017	64.68	3,176.55	36.95	8,412.54	62.36	3,328.91	45.20
1/27/2017	64.46	3,165.75	36.89	8,398.88	62.08	3,313.97	45.00
1/30/2017	64.37	3,161.33	36.86	8,392.05	61.55	3,285.67	44.90
1/31/2017	65.35	3,209.46	37.65	8,572.43	62.55	3,339.19	45.90
2/1/2017	64.60	3,233.17	36.98	8,419.88	61.38	3,276.73	45.30
2/2/2017	65.25	3,265.70	37.51	8,540.55	61.38	3,276.73	45.90
2/3/2017	65.87	3,296.73	37.82	8,611.13	61.57	3,286.87	46.25
2/6/2017	65.75	3,290.72	37.66	8,574.70	61.07	3,260.18	45.75
2/7/2017	65.53	3,279.71	37.80	8,606.58	60.95	3,253.77	45.95
2/8/2017	65.81	3,293.73	38.15	8,686.27	61.11	3,262.31	46.25
2/9/2017	65.64	3,285.22	37.65	8,572.43	60.71	3,240.96	46.25
2/10/2017	65.90	3,298.23	37.86	8,620.24	61.55	3,285.80	46.65
2/13/2017	65.38	3,272.20	37.99	8,649.84	61.86	3,302.35	46.65
2/14/2017	65.12	3,259.19	37.67	8,576.98	61.43	3,279.40	46.40
2/15/2017	65.71	3,288.72	37.54	8,547.38	61.48	3,282.06	46.25
2/16/2017	66.24	3,315.25	37.93	8,636.18	62.22	3,321.57	46.75
2/17/2017	66.59	3,332.76	38.08	8,670.33	62.64	3,343.99	46.80
2/21/2017	67.06	3,356.29	38.43	8,750.02	63.24	3,376.02	47.25
2/22/2017	66.50	3,328.26	38.65	8,800.12	63.58	3,394.17	47.25
2/23/2017	66.76	3,341.27	39.11	8,904.85	64.28	3,431.54	48.35
2/24/2017	67.13	3,359.79	39.52	8,998.20	64.62	3,449.69	48.55
2/27/2017	67.14	3,360.29	39.05	8,891.19	64.82	3,460.37	48.70
2/28/2017	67.21	3,363.79	39.48	8,989.10	64.88	3,463.57	48.85
3/1/2017	67.19	3,362.79	39.08	8,902.66	65.54	3,498.80	49.25
3/2/2017	67.08	3,357.29	39.25	8,941.39	65.58	3,500.94	49.60
3/3/2017	67.33	3,369.80	39.19	8,927.72	64.74	3,456.10	49.50
3/6/2017	67.15	3,360.79	39.18	8,925.44	64.53	3,447.97	48.85
3/7/2017	66.83	3,344.78	39.28	8,948.22	64.70	3,457.06	48.85
3/8/2017	65.20	3,263.20	38.39	8,745.48	63.95	3,416.98	47.70
3/9/2017	64.59	3,232.67	38.30	8,724.97	63.85	3,411.64	47.65
3/10/2017	65.08	3,309.94	38.61	8,795.59	64.74	3,459.19	48.00
3/13/2017	65.32	3,322.15	38.75	8,827.49	65.20	3,483.77	48.20
3/14/2017	65.38	3,325.20	38.87	8,854.82	65.15	3,481.10	48.05
3/15/2017	66.90	3,402.51	39.58	9,016.57	66.40	3,547.89	48.85
3/16/2017	66.66	3,390.30	39.13	8,914.05	66.33	3,544.15	48.40
3/17/2017	67.38	3,426.92	39.56	9,012.01	66.65	3,561.25	49.10
3/20/2017	66.48	3,381.15	39.10	8,907.22	65.11	3,478.96	48.35
3/21/2017	67.10	3,412.68	39.70	9,043.90	65.65	3,507.82	48.90
3/22/2017	67.42	3,428.96	39.78	9,062.13	65.91	3,521.71	49.00
3/23/2017	67.50	3,433.02	39.84	9,075.79	66.19	3,536.67	49.20
3/24/2017	67.92	3,454.39	40.10	9,135.02	66.21	3,537.74	49.55
3/27/2017	68.15	3,466.08	40.06	9,125.91	66.34	3,544.69	49.70
3/28/2017	68.36	3,476.76	40.12	9,139.58	66.52	3,554.30	49.80
3/29/2017	67.75	3,445.74	39.98	11,107.37	65.70	3,510.49	49.60
3/30/2017	67.48	3,432.01	39.57	10,993.47	65.55	3,502.47	49.80
3/31/2017	67.71	3,445.30	39.61	9,024.08	66.47	3,553.54	50.50
4/3/2017	67.14	3,416.29	39.59	9,019.52	66.10	3,533.76	50.20
4/4/2017	67.78	3,448.86	39.87	9,083.31	66.74	3,567.97	50.40
4/5/2017	68.01	3,460.56	39.98	9,108.37	67.55	3,611.28	50.90
4/6/2017	68.44	3,482.44	39.87	9,083.31	67.58	3,612.88	51.00
4/7/2017	68.70	3,495.67	39.70	9,044.58	67.39	3,602.72	50.90
4/10/2017	68.95	3,508.39	39.71	9,046.86	67.35	3,600.59	50.95
4/11/2017	69.37	3,529.76	39.70	9,044.58	67.66	3,617.16	51.40
4/12/2017	69.32	3,527.22	39.89	9,087.87	67.83	3,626.25	51.40
4/13/2017	68.82	3,501.78	39.62	9,026.36	67.25	3,595.24	51.10
4/17/2017	69.37	3,529.76	39.88	9,085.59	68.01	3,635.87	51.35
4/18/2017	69.51	3,536.89	40.15	9,147.10	68.48	3,661.00	51.45
4/19/2017	69.00	3,510.94	39.81	9,069.64	67.59	3,613.42	51.20
4/20/2017	69.15	3,518.57	39.72	9,049.14	67.28	3,596.84	51.05
4/21/2017	70.38	3,581.15	39.96	9,103.82	67.33	3,599.52	51.65
4/24/2017	70.85	3,605.07	40.07	9,128.88	68.03	3,636.94	51.85
4/25/2017	70.76	3,600.49	40.01	9,115.21	68.40	3,656.72	51.80
4/26/2017	71.11	3,618.30	39.48	8,994.46	68.62	3,668.48	52.05
4/27/2017	70.78	3,601.51	39.72	9,049.14	68.54	3,664.20	52.10
4/28/2017	69.91	3,557.24	39.32	8,958.01	68.02	3,636.40	51.60
5/1/2017	69.18	3,520.09	39.10	8,907.89	67.39	3,602.79	51.15
5/2/2017	69.13	3,517.55	39.42	8,980.79	67.42	3,604.40	50.85
5/3/2017	68.54	3,487.53	39.29	8,951.18	66.63	3,562.16	51.15
5/4/2017	69.21	3,521.62	39.87	9,083.31	68.36	3,654.65	51.10
5/5/2017	69.79	3,551.13	40.06	9,126.60	69.25	3,702.23	51.75
5/8/2017	69.81	3,552.15	39.79	9,065.09	69.44	3,712.39	51.45
5/9/2017	69.40	3,531.29	39.57	9,014.97	67.84	3,626.85	50.95
5/10/2017	69.39	3,530.78	39.52	9,003.58	68.18	3,645.03	51.20
5/11/2017	69.36	3,529.25	39.40	8,976.24	68.25	3,648.77	51.15
5/12/2017	69.36	3,529.25	39.61	9,024.08	68.53	3,663.74	51.45
5/15/2017	69.48	3,535.36	39.78	9,062.81	68.79	3,677.64	51.65
5/16/2017	68.41	3,480.91	39.38	8,971.68	68.39	3,656.25	51.70
5/17/2017	68.77	3,499.23	39.62	9,026.36	68.41	3,657.32	51.65
5/18/2017	69.17	3,519.59	39.82	9,071.92	67.48	3,607.60	51.80
5/19/2017	69.26	3,524.17	39.75	9,055.98	67.63	3,615.62	52.05
5/22/2017	70.32	3,578.10	40.38	9,199.50	68.14	3,642.89	53.00
5/23/2017	70.90	3,607.61	40.91	9,320.25	68.50	3,662.14	53.05
5/24/2017	72.00	3,663.58	41.12	9,368.09	69.02	3,689.94	53.25
5/25/2017	72.99	3,713.96	41.56	9,468.34	69.44	3,712.39	53.65

5/26/2017	73.15	3,722.10	41.36	9,422.77	69.34	3,707.04	53.40
5/30/2017	72.71	3,699.71	41.47	9,447.83	69.36	3,708.11	53.50
5/31/2017	73.39	3,734.31	41.47	9,447.83	69.54	3,717.74	54.00
6/1/2017	73.58	3,743.98	41.63	9,484.28	70.34	3,760.50	54.60
6/2/2017	74.11	3,770.95	41.83	9,529.85	71.37	3,815.57	55.15
6/5/2017	73.25	3,727.19	41.64	9,486.56	70.43	3,765.32	54.40
6/6/2017	73.16	3,722.61	41.46	9,445.55	70.72	3,780.82	54.20
6/7/2017	74.04	3,767.39	41.61	9,479.73	70.36	3,761.57	54.35
6/8/2017	73.82	3,756.19	41.25	9,410.50	69.70	3,726.29	54.45
6/9/2017	74.27	3,779.09	41.26	9,412.78	68.85	3,680.85	54.50
6/12/2017	73.44	3,736.86	41.17	9,392.25	69.00	3,688.87	54.05
6/13/2017	72.87	3,707.85	41.25	9,410.50	69.98	3,741.26	53.65
6/14/2017	73.25	3,727.19	41.57	9,483.50	70.74	3,781.89	53.25
6/15/2017	73.46	3,737.87	41.67	9,506.31	71.02	3,796.86	53.40
6/16/2017	73.02	3,715.49	42.18	9,622.66	71.88	3,842.84	53.60
6/19/2017	73.18	3,723.63	41.86	9,549.66	71.60	3,827.87	53.25
6/20/2017	73.19	3,724.14	41.84	9,545.10	71.34	3,813.97	53.25
6/21/2017	73.07	3,718.03	41.80	9,535.97	71.03	3,797.39	52.65
6/22/2017	73.24	3,726.68	41.59	9,488.06	70.52	3,770.13	52.35
6/23/2017	73.37	3,733.29	41.45	9,456.12	70.68	3,778.68	52.65
6/26/2017	73.65	3,747.54	41.69	9,510.88	70.50	3,769.06	52.95
6/27/2017	72.61	3,694.62	41.12	9,380.84	69.47	3,713.99	52.20
6/28/2017	72.60	3,694.11	40.87	9,323.81	69.28	3,703.84	51.90
6/29/2017	72.24	3,675.80	40.45	9,227.99	67.84	3,626.85	51.65
6/30/2017	71.68	3,652.59	40.17	9,281.78	67.47	3,607.90	51.70
7/3/2017	71.64	3,650.55	39.89	9,217.08	67.98	3,635.18	51.35
7/5/2017	71.01	3,618.44	39.76	9,187.04	67.77	3,623.95	50.60
7/6/2017	71.20	3,628.13	39.67	9,166.25	67.66	3,618.06	50.60
7/7/2017	71.26	3,631.18	39.71	9,175.49	68.20	3,646.94	51.05
7/10/2017	70.31	3,582.78	39.56	9,140.83	67.89	3,630.36	50.55
7/11/2017	70.38	3,586.34	39.59	9,147.76	67.36	3,602.02	50.50
7/12/2017	70.30	3,582.27	39.88	9,214.77	68.23	3,648.54	50.90
7/13/2017	70.02	3,568.00	39.73	9,180.11	67.47	3,607.90	50.75
7/14/2017	70.29	3,581.76	39.97	9,235.56	67.70	3,620.20	51.05
7/17/2017	70.56	3,595.51	40.13	9,272.53	68.23	3,648.54	51.05
7/18/2017	70.68	3,601.63	40.28	9,307.19	68.46	3,660.84	51.30
7/19/2017	71.43	3,639.85	40.50	9,358.03	69.19	3,699.88	51.85
7/20/2017	72.75	3,707.11	41.01	9,475.87	69.86	3,735.71	52.95
7/21/2017	73.45	3,742.78	41.38	9,561.36	70.47	3,768.33	53.00
7/24/2017	72.34	3,686.22	40.84	9,436.59	69.84	3,734.64	52.20
7/25/2017	71.99	3,668.38	40.55	9,369.58	69.93	3,739.45	51.85
7/26/2017	72.29	3,683.67	40.87	9,443.52	69.78	3,731.43	51.95
7/27/2017	72.66	3,702.52	40.73	9,411.17	69.82	3,733.57	51.95
7/28/2017	72.57	3,697.94	40.47	9,351.10	69.59	3,721.27	51.65
7/31/2017	73.27	3,733.61	40.53	9,364.96	69.66	3,725.08	51.90
8/1/2017	74.01	3,771.32	40.83	9,434.28	70.09	3,748.08	52.55
8/2/2017	73.75	3,758.07	40.95	9,462.01	69.56	3,719.73	52.90
8/3/2017	73.62	3,751.44	41.09	9,494.35	69.68	3,726.19	53.55
8/4/2017	73.98	3,769.79	41.09	9,494.35	69.51	3,717.10	53.35
8/7/2017	74.23	3,782.53	41.28	9,538.26	70.33	3,760.95	53.50
8/8/2017	74.87	3,815.14	41.57	9,605.26	70.79	3,785.54	53.85
8/9/2017	74.35	3,788.64	41.51	9,591.40	70.67	3,779.13	53.50
8/10/2017	74.48	3,795.27	41.63	9,619.13	70.24	3,756.13	53.60
8/11/2017	73.30	3,735.14	41.37	9,559.05	69.52	3,717.63	53.45
8/14/2017	74.22	3,782.02	41.67	9,628.37	70.32	3,760.41	53.90
8/15/2017	73.99	3,770.30	41.91	9,683.83	70.09	3,748.11	53.90
8/16/2017	74.73	3,808.00	42.08	9,723.11	69.91	3,738.49	54.20
8/17/2017	74.49	3,795.77	41.77	9,651.48	68.71	3,674.32	53.25
8/18/2017	75.07	3,825.33	42.24	9,760.08	68.73	3,675.38	53.95
8/21/2017	75.45	3,844.69	42.40	9,797.05	69.15	3,697.84	54.15
8/22/2017	76.39	3,892.59	42.72	9,870.99	69.77	3,731.00	54.90
8/23/2017	76.48	3,897.18	43.01	9,937.99	69.89	3,737.42	54.85
8/24/2017	76.73	3,909.92	42.86	9,903.34	70.34	3,761.48	55.05
8/25/2017	76.81	3,913.99	42.87	9,905.65	70.22	3,755.06	55.35
8/28/2017	77.04	3,925.71	43.08	9,954.17	70.59	3,774.85	55.30
8/29/2017	77.05	3,926.22	43.06	9,949.55	70.49	3,769.50	55.25
8/30/2017	77.03	3,925.21	42.77	9,882.54	70.03	3,744.90	55.05
8/31/2017	77.33	3,940.49	42.74	9,875.61	70.38	3,763.62	55.55
9/1/2017	77.52	3,950.17	42.57	9,836.33	70.42	3,765.76	55.40
9/5/2017	77.83	3,965.97	42.91	9,914.89	70.74	3,782.87	55.65
9/6/2017	77.63	3,955.78	42.60	9,843.26	69.80	3,732.60	55.05
9/7/2017	78.65	4,007.76	42.95	9,924.13	69.93	3,739.56	55.50
9/8/2017	79.14	4,032.72	43.19	9,979.59	70.22	3,755.06	55.95
9/11/2017	79.14	4,032.72	43.60	10,074.32	70.83	3,787.68	56.35
9/12/2017	77.75	3,961.89	42.75	9,877.92	69.50	3,716.56	55.30
9/13/2017	77.56	3,952.21	42.45	9,808.60	69.48	3,715.49	55.00
9/14/2017	78.20	3,984.82	42.92	9,917.20	69.82	3,733.67	55.15
9/15/2017	78.41	3,995.53	42.90	9,912.58	69.63	3,723.51	55.15
9/18/2017	77.65	3,956.80	42.49	9,817.84	68.95	3,687.15	54.80
9/19/2017	77.68	3,958.33	42.53	9,827.08	69.00	3,689.82	54.85
9/20/2017	77.29	3,938.45	42.15	9,739.28	68.51	3,663.62	54.40
9/21/2017	77.15	3,931.32	42.06	9,718.49	68.73	3,675.38	54.90
9/22/2017	76.91	3,919.09	41.73	9,642.23	68.60	3,668.43	54.65
9/25/2017	77.56	3,952.21	42.25	9,762.39	69.23	3,702.12	55.30
9/26/2017	77.42	3,945.08	42.25	9,762.39	68.96	3,687.68	55.20
9/27/2017	77.70	3,959.35	41.58	9,607.58	69.07	3,693.57	55.30
9/28/2017	77.84	3,966.48	41.70	9,635.30	69.33	3,707.47	55.60
9/29/2017	77.29	3,938.45	41.57	9,605.26	68.87	3,682.87	55.25
10/2/2017	77.82	3,971.91	41.60	9,618.10	68.62	3,669.50	56.05
10/3/2017	77.55	3,958.13	41.38	9,567.24	69.08	3,694.10	56.15
10/4/2017	78.49	4,006.10	41.95	9,699.02	69.73	3,728.86	56.70
10/5/2017	78.49	4,006.10	41.90	9,687.46	69.15	3,697.84	56.75
10/6/2017	78.31	3,996.92	41.92	9,692.09	67.08	3,587.15	56.85
10/9/2017	78.08	3,985.18	41.99	9,708.27	67.09	3,587.68	57.05
10/10/2017	78.81	4,022.44	42.34	9,789.19	68.04	3,638.49	57.65
10/11/2017	79.06	4,035.20	42.66	9,863.18	68.00	3,636.35	57.85
10/12/2017	78.81	4,022.44	43.01	9,944.10	68.42	3,658.81	58.20
10/13/2017	78.38	4,000.49	43.05	9,953.35	67.67	3,618.70	58.10
10/16/2017	78.01	3,981.60	43.12	9,969.53	67.69	3,619.77	57.00
10/17/2017	78.78	4,020.90	43.44	10,043.52	67.60	3,614.96	57.15
10/18/2017	79.34	4,049.49	43.38	10,029.65	67.26	3,596.78	57.20



10/19/2017	79.09	4,036.73	43.85	10,138.31	67.30	3,598.91	57.40
10/20/2017	78.93	4,028.56	43.87	10,142.94	66.97	3,581.76	57.25
10/23/2017	78.62	4,012.74	43.77	10,119.81	67.02	3,584.44	57.35
10/24/2017	78.70	4,016.82	43.48	10,052.77	66.31	3,546.46	57.45
10/25/2017	78.80	4,021.93	43.25	9,999.59	64.89	3,470.52	57.80
10/26/2017	79.03	4,033.66	43.38	10,029.65	65.09	3,481.21	58.00
10/27/2017	79.69	4,067.35	43.75	10,115.19	65.08	3,480.68	58.40
10/30/2017	77.64	3,962.72	43.18	9,983.40	65.36	3,495.65	58.00
10/31/2017	78.35	3,998.96	43.26	10,001.90	65.26	3,490.40	57.50
11/1/2017	77.32	3,946.39	43.07	9,957.97	64.45	3,447.08	56.20
11/2/2017	78.07	3,984.67	43.06	9,955.66	63.75	3,409.64	57.85
11/3/2017	76.93	3,926.48	43.83	10,133.69	61.23	3,274.86	57.60
11/6/2017	77.08	3,934.14	43.59	10,078.20	59.74	3,195.17	57.45
11/7/2017	77.25	3,942.81	44.17	10,212.30	58.84	3,147.03	57.95
11/8/2017	77.20	3,940.26	44.07	10,189.18	57.97	3,100.50	58.60
11/9/2017	76.93	3,926.48	44.10	10,196.11	58.20	3,112.80	58.00
11/10/2017	76.34	3,896.37	43.68	10,099.01	57.59	3,080.18	57.75
11/13/2017	77.05	3,932.61	44.30	10,242.35	58.33	3,119.75	58.00
11/14/2017	78.49	4,006.10	45.18	10,445.81	58.80	3,144.89	59.60
11/15/2017	77.39	3,949.96	44.71	10,337.15	58.35	3,120.82	59.85
11/16/2017	78.01	3,981.60	44.63	10,318.65	59.32	3,172.70	60.65
11/17/2017	77.50	3,955.57	44.40	10,265.47	58.93	3,151.85	60.20
11/20/2017	77.44	3,952.51	44.26	10,233.10	58.63	3,135.80	59.90
11/21/2017	78.51	4,007.12	44.15	10,207.67	58.20	3,112.80	60.45
11/22/2017	77.88	3,974.97	44.19	10,216.92	57.97	3,100.50	59.55
11/24/2017	78.18	3,990.28	44.22	10,223.86	58.02	3,103.17	59.65
11/27/2017	79.03	4,033.66	44.61	10,314.03	58.05	3,104.78	59.70
11/28/2017	80.20	4,093.38	44.78	10,353.33	58.24	3,114.94	60.60
11/29/2017	80.10	4,088.28	44.90	10,381.08	58.38	3,122.43	60.55
11/30/2017	80.50	4,108.69	45.11	10,429.63	58.51	3,129.38	60.90
12/1/2017	80.21	4,093.89	44.83	10,364.89	58.24	3,114.94	60.25
12/4/2017	80.39	4,103.08	44.69	10,332.52	58.12	3,108.52	60.05
12/5/2017	78.65	4,014.27	44.34	10,251.60	57.44	3,072.15	58.95
12/6/2017	79.42	4,053.57	44.54	10,297.84	57.92	3,097.83	59.20
12/7/2017	79.34	4,049.49	44.64	10,320.96	58.94	3,152.38	58.80
12/8/2017	79.33	4,048.98	44.94	10,390.32	59.65	3,190.35	58.90
12/11/2017	79.16	4,040.30	45.08	10,422.69	59.97	3,207.47	58.80
12/12/2017	77.37	3,948.94	44.01	10,175.30	59.73	3,194.63	58.10
12/13/2017	77.56	3,958.64	44.29	10,240.04	60.18	3,218.70	58.75
12/14/2017	76.76	3,917.80	43.95	10,161.43	59.47	3,180.73	58.05
12/15/2017	77.90	3,975.99	44.43	10,272.41	60.02	3,210.14	59.10
12/18/2017	76.35	3,896.88	43.60	10,080.51	59.76	3,196.24	58.20
12/19/2017	74.75	3,815.21	42.77	9,888.61	59.07	3,159.33	56.45
12/20/2017	74.13	3,783.57	42.51	9,828.50	58.60	3,134.20	55.80
12/21/2017	73.60	3,756.52	42.32	9,784.57	58.20	3,112.80	55.00
12/22/2017	73.45	3,748.86	42.50	9,826.19	59.02	3,156.66	55.15
12/26/2017	73.04	3,727.94	42.19	9,754.51	58.64	3,136.33	54.60
12/27/2017	73.71	3,762.13	42.42	9,807.69	59.06	3,158.80	55.05
12/28/2017	74.31	3,792.76	42.66	9,863.18	59.91	3,204.26	55.30
12/29/2017	74.36	3,795.31	42.61	9,851.62	60.11	3,214.96	55.35
1/2/2018	73.80	3,771.18	42.11	9,736.02	59.14	3,163.08	54.70
1/3/2018	73.40	3,750.74	41.74	9,650.47	58.62	3,135.26	54.05
1/4/2018	72.92	3,726.21	41.25	9,537.18	58.27	3,116.55	54.00
1/5/2018	73.55	3,758.41	41.08	9,497.88	57.41	3,070.55	54.25
1/8/2018	74.05	3,783.96	41.54	9,604.23	57.85	3,094.08	55.05
1/9/2018	73.38	3,749.72	40.91	9,458.57	54.78	2,929.88	53.30
1/10/2018	72.72	3,715.99	40.19	9,292.10	55.12	2,948.07	51.75
1/11/2018	72.54	3,706.79	39.84	9,211.18	54.99	2,941.12	51.45
1/12/2018	73.00	3,730.30	39.53	9,139.51	54.44	2,911.70	51.05
1/16/2018	73.48	3,754.83	39.56	9,146.44	53.62	2,867.84	51.00
1/17/2018	73.85	3,773.74	40.06	9,262.05	53.46	2,859.28	51.90
1/18/2018	73.22	3,741.54	39.68	9,174.19	53.21	2,845.91	51.30
1/19/2018	71.98	3,678.18	39.41	9,111.76	53.66	2,869.98	51.65
1/22/2018	72.12	3,685.33	39.55	9,144.13	54.75	2,928.28	51.65
1/23/2018	73.06	3,733.37	40.16	9,285.17	55.58	2,972.67	51.75
1/24/2018	72.42	3,700.66	39.85	9,213.49	55.97	2,993.53	51.35
1/25/2018	73.41	3,751.25	40.39	9,338.34	56.12	3,001.55	52.05
1/26/2018	72.84	3,722.12	40.30	9,317.54	57.10	3,053.97	51.60
1/29/2018	71.62	3,659.78	39.61	9,158.00	55.77	2,982.83	51.15
1/30/2018	71.85	3,671.54	39.26	9,077.08	55.52	2,969.46	51.60
1/31/2018	72.44	3,701.68	39.75	9,190.37	55.55	2,971.07	52.20
2/1/2018	70.56	3,608.70	39.08	9,035.47	54.92	2,937.37	51.45
2/2/2018	70.42	3,601.54	38.91	8,996.16	53.90	2,882.82	51.05
2/5/2018	68.70	3,513.57	38.22	8,836.63	52.41	2,803.13	50.25
2/6/2018	68.37	3,496.69	37.51	8,672.48	51.75	2,767.83	49.50
2/7/2018	68.73	3,515.10	37.50	8,670.16	51.78	2,769.43	49.70
2/8/2018	68.56	3,506.41	37.14	8,586.93	50.72	2,712.74	49.50
2/9/2018	69.89	3,574.43	38.42	8,882.87	52.04	2,783.34	50.75
2/12/2018	69.71	3,565.22	38.48	8,896.74	53.17	2,843.77	50.70
2/13/2018	69.45	3,551.93	38.63	8,931.42	52.30	2,797.24	50.80
2/14/2018	68.05	3,480.33	38.11	8,811.20	51.76	2,768.36	50.00
2/15/2018	68.48	3,502.32	39.05	9,028.53	52.19	2,791.36	50.85
2/16/2018	69.34	3,546.30	39.75	9,190.37	52.39	2,802.06	51.30
2/20/2018	68.74	3,515.61	39.14	9,049.34	51.54	2,756.59	50.25
2/21/2018	67.80	3,467.54	38.62	8,934.70	50.66	2,709.53	49.90
2/22/2018	68.19	3,487.49	38.60	8,930.07	50.86	2,720.22	49.80
2/23/2018	69.98	3,579.03	39.42	9,119.78	51.94	2,777.99	50.55
2/26/2018	69.44	3,551.42	39.53	9,145.52	51.98	2,780.13	50.50
2/27/2018	68.25	3,490.55	38.80	8,976.63	51.60	2,762.91	49.05
2/28/2018	68.15	3,485.44	38.65	8,941.92	50.79	2,719.54	48.60



Docket No. EL18-  
Volume 4A  
Section 6

[2] EE-US MARKETCAP	[1] HE-US PRICECLOSE	[2] HE-US MARKETCAP	[1] IDA-US PRICECLOSE	[2] IDA-US MARKETCAP	[1] NWE-US PRICECLOSE	[2] NWE-US MARKETCAP	[1] OGE-US PRICECLOSE	[2] OGE-US MARKETCAP	[1] PNM-US PRICECLOSE	[2] PNM-US MARKETCAP
1,314.47	25.84	2,530.47	44.20	2,216.92	35.78	1,331.78	28.73	5,674.18	21.09	1,679.89
1,304.85	25.88	2,534.39	43.63	2,188.34	35.61	1,325.45	28.66	5,659.36	21.11	1,681.49
1,313.27	26.06	2,552.01	43.62	2,187.83	35.79	1,332.15	28.90	5,707.75	21.23	1,691.05
1,293.61	25.71	2,517.74	43.35	2,174.29	35.28	1,313.17	28.57	5,641.59	20.90	1,664.76
1,279.17	25.70	2,516.76	43.31	2,172.29	35.34	1,315.40	28.32	5,592.21	20.48	1,631.31
1,296.42	25.61	2,507.95	43.49	2,181.31	35.32	1,314.66	28.39	5,607.03	20.28	1,615.38
1,286.80	25.62	2,508.93	43.40	2,176.80	35.60	1,325.08	28.57	5,642.58	20.30	1,616.97
1,301.24	25.76	2,522.64	43.55	2,184.32	35.75	1,330.66	28.63	5,654.43	20.30	1,616.97
1,309.26	25.81	2,527.53	43.42	2,177.80	35.79	1,332.15	28.45	5,618.88	20.49	1,632.10
1,304.85	25.92	2,538.30	43.77	2,195.36	35.82	1,333.27	28.35	5,598.14	20.37	1,622.54
1,292.41	25.65	2,511.86	43.32	2,172.79	35.60	1,325.08	28.16	5,561.60	20.31	1,617.77
1,303.64	25.71	2,517.74	43.54	2,183.82	35.85	1,334.39	28.37	5,602.09	20.36	1,621.75
1,315.68	25.84	2,530.47	43.73	2,193.35	35.87	1,335.13	28.59	5,646.53	20.48	1,631.31
1,340.14	26.06	2,552.01	44.39	2,226.45	36.31	1,351.51	28.90	5,706.76	20.93	1,667.15
1,342.15	25.93	2,539.28	44.24	2,218.93	36.45	1,356.72	28.77	5,681.09	20.85	1,660.78
1,344.16	25.98	2,544.18	45.00	2,257.05	36.58	1,361.56	28.82	5,691.95	20.82	1,658.39
1,346.56	26.26	2,571.60	45.21	2,267.58	36.67	1,364.91	28.99	5,725.53	20.89	1,663.96
1,349.77	26.32	2,577.48	45.80	2,297.18	36.55	1,360.44	29.20	5,766.01	21.10	1,680.69
1,357.79	26.75	2,619.58	46.24	2,319.24	36.81	1,370.12	29.30	5,786.75	21.36	1,701.40
1,354.58	26.74	2,618.61	46.10	2,312.22	36.72	1,366.77	29.34	5,793.66	21.16	1,685.47
1,354.13	26.97	2,641.13	46.41	2,327.77	36.99	1,376.82	29.36	5,800.00	21.36	1,701.40
1,363.38	27.13	2,656.80	46.75	2,344.82	37.58	1,398.78	29.44	5,815.81	21.53	1,714.94
1,366.14	26.89	2,633.29	46.40	2,327.27	37.04	1,378.68	29.31	5,790.12	21.31	1,697.42
1,366.54	26.95	2,639.17	46.41	2,327.77	37.21	1,385.01	29.42	5,812.85	21.28	1,695.03
1,359.36	27.08	2,651.90	46.50	2,332.29	37.31	1,388.73	29.53	5,834.58	21.44	1,707.77
1,359.36	27.39	2,686.99	46.45	2,329.78	37.50	1,395.80	29.55	5,838.53	21.35	1,700.60
1,358.55	27.53	2,700.72	46.64	2,339.31	37.76	1,406.28	29.69	5,866.19	21.15	1,684.67
1,356.14	27.75	2,722.30	46.54	2,334.29	37.99	1,414.84	29.71	5,869.16	21.15	1,684.67
1,350.51	27.70	2,717.40	47.06	2,360.37	38.33	1,427.51	29.74	5,875.08	21.18	1,687.06
1,358.15	27.83	2,730.15	47.15	2,364.89	38.32	1,427.13	29.88	5,902.75	21.29	1,695.83
1,347.30	27.76	2,723.28	46.79	2,346.83	38.48	1,433.09	29.77	5,881.01	21.15	1,684.67
1,348.50	27.83	2,730.15	46.73	2,343.20	38.44	1,431.60	29.70	5,868.17	21.16	1,685.47
1,345.69	27.29	2,677.18	47.71	2,392.34	38.66	1,439.80	29.92	5,910.65	21.97	1,749.99
1,338.46	26.95	2,643.82	46.86	2,349.72	38.35	1,428.25	29.71	5,869.16	22.04	1,755.57
1,329.61	26.71	2,620.28	46.73	2,343.20	38.10	1,418.94	29.57	5,842.48	21.88	1,742.82
1,332.02	26.99	2,647.75	46.75	2,344.20	38.63	1,438.68	29.90	5,907.69	22.10	1,760.35
1,320.77	26.59	2,608.51	46.07	2,310.11	38.39	1,433.02	29.31	5,790.12	21.77	1,734.06
1,323.99	26.78	2,627.15	46.31	2,322.14	38.58	1,440.11	29.31	5,790.12	21.90	1,744.41
1,338.46	26.87	2,635.97	46.64	2,338.69	38.76	1,446.83	29.12	5,752.58	22.28	1,774.68
1,340.47	26.99	2,650.39	46.69	2,341.20	38.98	1,455.04	28.96	5,720.97	22.46	1,789.02
1,352.52	26.66	2,617.98	46.74	2,343.70	39.21	1,463.63	28.91	5,729.75	22.67	1,805.75
1,353.33	27.06	2,657.26	47.19	2,366.27	39.29	1,466.61	29.15	5,778.31	22.89	1,823.27
1,364.18	27.36	2,686.72	47.56	2,384.82	39.35	1,468.85	29.53	5,853.64	23.02	1,833.63
1,362.97	27.33	2,683.77	47.62	2,387.83	39.42	1,471.47	29.76	5,898.24	23.09	1,839.20
1,365.79	27.32	2,682.79	47.43	2,378.30	39.24	1,464.75	29.63	5,872.47	23.21	1,848.76
1,359.76	27.38	2,688.68	47.72	2,392.84	39.45	1,472.59	30.01	5,947.80	23.04	1,835.22
1,361.87	27.53	2,703.41	47.60	2,386.83	39.50	1,474.45	30.19	5,983.48	23.08	1,838.41
1,353.03	27.48	2,698.65	47.48	2,380.81	39.27	1,465.87	30.16	5,978.52	23.19	1,847.17
1,358.26	27.62	2,712.40	47.75	2,394.35	38.93	1,453.18	30.41	6,028.08	23.21	1,848.76
1,359.06	27.65	2,715.35	47.91	2,402.37	39.02	1,456.54	30.68	6,080.61	23.15	1,843.98
1,361.07	27.58	2,715.73	47.76	2,394.85	39.33	1,468.11	33.82	6,703.04	23.00	1,832.03
1,356.65	27.27	2,685.21	47.45	2,379.31	38.90	1,452.06	33.81	6,702.05	22.96	1,828.85
1,357.05	27.01	2,659.62	47.44	2,378.80	38.95	1,453.92	33.45	6,629.70	22.98	1,830.44
1,357.05	27.16	2,674.39	47.75	2,394.35	39.27	1,465.87	33.81	6,702.05	23.07	1,837.61
1,344.18	27.29	2,687.19	47.41	2,377.30	39.26	1,465.49	34.17	6,772.42	23.09	1,839.20
1,343.78	27.29	2,687.19	47.40	2,376.80	39.19	1,462.88	34.23	6,784.32	23.03	1,834.42
1,328.50	27.21	2,679.31	47.43	2,378.30	39.28	1,466.24	34.43	6,823.96	22.85	1,820.09
1,341.37	27.40	2,698.02	47.90	2,401.87	39.43	1,471.84	34.79	6,895.32	23.10	1,840.00
1,340.97	27.57	2,714.76	48.21	2,417.41	39.61	1,478.56	34.77	6,892.35	23.04	1,835.22
1,353.03	27.71	2,728.55	48.27	2,424.74	39.86	1,487.89	34.99	6,935.96	23.29	1,855.13
1,334.93	27.47	2,705.01	47.98	2,410.12	39.91	1,508.81	35.10	6,957.99	23.15	1,843.98
1,328.10	27.41	2,699.10	47.74	2,398.07	39.93	1,509.56	35.30	6,997.63	23.01	1,832.83
1,317.64	27.26	2,684.33	47.19	2,370.44	39.71	1,501.25	34.91	6,920.32	22.90	1,824.07
1,324.48	27.45	2,703.04	47.57	2,389.53	40.24	1,521.28	35.20	6,977.81	23.20	1,847.96
1,335.34	27.38	2,696.15	47.92	2,407.11	40.33	1,524.69	35.20	6,977.81	23.11	1,840.80
1,365.49	27.67	2,724.70	48.38	2,430.22	40.79	1,542.08	35.20	6,976.82	23.41	1,864.69
1,347.80	27.40	2,698.12	48.23	2,422.68	40.43	1,528.47	34.84	6,906.45	23.19	1,847.17
1,366.30	27.39	2,697.13	48.71	2,446.79	41.14	1,555.31	35.15	6,967.90	23.56	1,876.64
1,364.69	27.49	2,706.98	48.59	2,440.76	41.33	1,562.49	35.17	6,971.86	23.66	1,884.60
1,382.28	27.33	2,691.22	48.51	2,436.75	41.77	1,579.12	35.15	6,966.91	23.70	1,887.79
1,322.87	26.68	2,627.22	47.18	2,369.94	40.73	1,539.81	34.47	6,832.11	23.08	1,838.41
1,323.27	26.79	2,638.05	47.75	2,398.57	41.20	1,557.58	34.98	6,934.20	23.31	1,856.73
1,346.19	26.64	2,623.28	47.14	2,367.93	40.93	1,547.37	34.69	6,876.71	22.91	1,824.86
1,365.09	26.74	2,633.13	46.97	2,359.39	41.11	1,554.17	34.96	6,930.23	22.99	1,831.24
1,422.99	27.17	2,675.47	48.03	2,412.63	41.80	1,583.59	35.50	7,036.29	23.48	1,870.27
1,423.80	27.22	2,680.39	47.90	2,406.10	41.50	1,572.22	35.43	7,023.40	23.52	1,873.45
1,437.87	27.37	2,695.16	48.37	2,429.71	42.06	1,593.44	35.70	7,076.93	23.77	1,893.37
1,461.59	27.66	2,723.72	48.35	2,428.71	42.10	1,594.96	35.69	7,073.95	23.83	1,898.15
1,465.61	27.84	2,741.44	48.42	2,432.22	41.96	1,589.65	35.90	7,115.58	23.65	1,883.81
1,460.39	27.86	2,743.41	48.10	2,416.20	41.97	1,590.03	35.58	7,052.15	23.53	1,874.25
1,494.16	28.10	2,769.01	48.35	2,428.76	42.72	1,618.44	35.92	7,119.55	23.78	1,894.16
1,506.33	28.30	2,788.72	49.21	2,471.96	43.02	1,629.81	36.22	7,179.02	24.01	1,912.48
1,500.30	27.74	2,733.54	47.69	2,395.60	41.82	1,584.35	35.50	7,037.28	23.46	1,868.67
1,529.66	27.85	2,744.38	47.73	2,397.61	42.33	1,603.67	35.97	7,130.45	23.47	1,869.47
1,537.70	28.07	2,766.06	48.30	2,426.25	42.82	1,622.23	36.17	7,169.10	23.84	1,898.94
1,532.47	27.99	2,758.17	47.37	2,379.53	42.36	1,604.81	36.00	7,135.40	23.41	1,864.69
1,556.19	28.10	2,769.01	48.30	2,426.25	42.57	1,612.76	36.27	7,189.92	23.64	1,893.01
1,554.18	27.97	2,756.20	48.36	2,429.26	42.31	1,602.91	36.00	7,136.40	23.39	1,863.10
1,521.21	27.46	2,705.95	47.49	2,385.56	41.60	1,576.01	35.24	6,985.74	22.81	1,816.90
1,511.96	27.46	2,705.95	48.01	2,411.68	41.89	1,587.00	35.39	7,014.48	22.86	1,820.88
1,495.07	27.28	2,688.21	48.11	2,416.70	41.74	1,581.32	35.04	6,946.09	22.74</	

Docket No. EL18-  
Volume 4A  
Section 6

1,470.95	26.98	2,658.65	49.02	2,462.41	41.10	1,557.07	35.12	6,960.96	22.60	1,800.17
1,458.08	26.71	2,632.04	48.47	2,434.79	40.99	1,552.90	34.66	6,869.77	22.52	1,793.80
1,457.68	26.78	2,638.94	48.33	2,427.75	40.98	1,552.52	34.65	6,867.79	22.47	1,789.82
1,429.93	26.29	2,590.65	46.97	2,359.44	40.68	1,541.16	34.06	6,750.83	22.11	1,761.14
1,450.44	26.48	2,609.38	47.93	2,407.66	41.05	1,555.18	34.14	6,767.68	22.48	1,790.61
1,439.18	26.17	2,578.83	47.23	2,372.50	41.16	1,559.34	33.94	6,727.04	22.42	1,785.83
1,453.25	26.11	2,572.91	47.78	2,400.13	41.44	1,569.95	33.82	6,704.25	22.34	1,779.46
1,439.98	25.30	2,493.10	47.54	2,388.07	40.87	1,548.36	33.60	6,660.64	21.91	1,745.21
1,426.71	24.86	2,449.74	47.04	2,362.95	40.70	1,541.92	32.99	6,538.72	21.58	1,718.93
1,445.21	25.02	2,465.50	47.94	2,408.16	41.26	1,563.13	33.40	6,620.00	22.01	1,753.18
1,445.61	25.00	2,463.53	48.52	2,437.30	41.37	1,567.30	33.95	6,730.02	22.36	1,781.06
1,460.49	24.81	2,444.81	48.72	2,447.34	41.44	1,569.95	33.93	6,726.05	22.43	1,786.63
1,427.52	24.67	2,431.02	48.30	2,426.25	40.85	1,547.60	33.64	6,668.57	22.24	1,771.50
1,413.85	24.35	2,399.48	47.63	2,392.59	40.22	1,523.73	33.24	6,589.27	21.94	1,747.60
1,437.17	24.75	2,438.90	48.47	2,434.79	40.62	1,538.89	33.74	6,688.39	22.03	1,754.77
1,427.12	24.88	2,451.71	48.16	2,419.21	40.46	1,532.82	34.09	6,757.77	22.21	1,769.11
1,426.31	24.84	2,447.77	48.48	2,435.29	40.46	1,532.82	34.15	6,768.67	22.17	1,765.92
1,450.04	25.01	2,464.52	48.83	2,452.87	41.04	1,554.80	34.52	6,842.02	22.54	1,795.39
1,409.42	24.39	2,403.42	47.50	2,386.06	39.97	1,514.26	33.89	6,717.13	22.00	1,752.38
1,378.46	23.97	2,362.04	46.22	2,321.76	38.47	1,457.43	32.59	6,459.43	21.35	1,700.60
1,436.77	24.46	2,410.32	46.94	2,357.93	38.91	1,474.10	33.12	6,564.49	21.47	1,710.16
1,422.29	24.40	2,404.41	47.01	2,361.45	38.94	1,475.24	32.99	6,539.71	21.53	1,714.94
1,438.78	24.70	2,433.97	47.37	2,379.53	39.10	1,481.30	33.28	6,597.20	21.75	1,732.47
1,425.10	24.91	2,454.67	47.49	2,385.56	39.47	1,495.32	33.69	6,677.49	21.89	1,743.62
1,430.33	25.04	2,467.48	47.93	2,407.66	39.79	1,507.44	33.95	6,730.02	22.11	1,761.14
1,419.88	25.31	2,494.08	47.76	2,399.12	39.90	1,511.61	34.10	6,733.31	22.19	1,767.51
1,424.05	24.99	2,475.11	47.54	2,388.05	39.57	1,521.40	34.03	6,749.95	22.15	1,764.33
1,431.30	25.03	2,479.07	47.69	2,395.58	39.66	1,524.86	34.20	6,783.67	22.12	1,761.94
1,435.73	25.12	2,487.99	48.00	2,411.15	39.70	1,526.40	34.26	6,795.57	21.99	1,751.58
1,436.93	25.14	2,489.97	48.32	2,427.23	39.87	1,532.93	34.35	6,813.43	22.06	1,757.16
1,460.28	25.60	2,535.53	48.91	2,456.86	40.61	1,561.38	34.75	6,892.77	22.38	1,782.65
1,488.05	25.85	2,560.29	49.55	2,489.01	41.08	1,579.45	34.93	6,928.47	22.35	1,780.26
1,515.82	25.85	2,560.29	49.86	2,504.58	41.24	1,585.61	35.06	6,954.26	22.75	1,812.12
1,537.56	26.11	2,586.04	50.88	2,555.82	41.70	1,603.29	35.56	7,053.43	22.91	1,824.86
1,527.50	26.18	2,592.97	50.94	2,558.83	41.81	1,607.52	35.57	7,055.42	23.02	1,833.63
1,547.22	26.67	2,641.50	51.89	2,606.56	42.30	1,626.36	36.08	7,156.61	23.32	1,857.52
1,544.00	26.56	2,630.61	51.68	2,596.01	42.26	1,624.82	35.92	7,124.87	23.29	1,855.13
1,545.61	26.63	2,637.54	51.61	2,592.49	42.66	1,640.20	35.93	7,126.86	23.30	1,855.93
1,564.93	26.82	2,656.36	52.25	2,624.64	43.09	1,656.74	36.27	7,194.30	23.62	1,881.42
1,568.15	26.87	2,661.31	52.57	2,640.71	43.25	1,663.30	36.50	7,239.92	23.96	1,908.50
1,564.12	26.96	2,670.23	52.70	2,647.24	43.24	1,662.92	37.05	7,349.01	23.84	1,898.94
1,563.72	27.00	2,674.19	52.93	2,658.80	43.21	1,661.77	37.32	7,402.57	23.94	1,906.91
1,535.95	26.57	2,631.60	52.08	2,616.10	42.30	1,626.77	36.92	7,323.23	23.34	1,859.12
1,558.89	26.81	2,655.37	52.63	2,643.73	41.99	1,614.85	37.82	7,501.75	23.58	1,878.23
1,550.04	26.77	2,651.41	52.52	2,638.20	42.05	1,617.15	37.58	7,454.14	23.66	1,884.60
1,545.61	26.81	2,655.37	52.67	2,645.74	42.37	1,629.46	37.48	7,434.31	23.64	1,883.01
1,535.14	26.87	2,661.31	52.85	2,654.78	42.40	1,630.62	37.47	7,432.32	23.76	1,892.57
1,520.39	26.66	2,642.76	52.77	2,650.76	42.20	1,622.92	37.40	7,418.44	23.48	1,870.27
1,534.88	27.11	2,687.37	52.87	2,655.78	42.78	1,645.23	38.33	7,602.91	23.76	1,892.57
1,524.81	26.96	2,672.50	52.80	2,652.27	42.91	1,650.23	38.36	7,608.86	24.29	1,934.79
1,526.42	26.66	2,642.76	53.08	2,666.33	42.54	1,636.00	37.85	7,507.70	24.04	1,914.87
1,520.39	26.48	2,624.92	52.72	2,648.25	42.24	1,624.46	37.51	7,440.26	23.79	1,894.96
1,528.03	26.45	2,621.94	53.06	2,665.33	42.20	1,622.92	37.49	7,436.29	23.66	1,884.60
1,526.42	26.81	2,657.63	52.96	2,660.30	42.31	1,627.15	38.31	7,598.94	23.84	1,898.94
1,510.72	26.72	2,648.71	52.49	2,636.70	41.99	1,614.85	38.04	7,545.38	23.63	1,882.22
1,509.11	26.78	2,654.65	52.69	2,646.74	42.00	1,615.23	37.75	7,487.86	23.71	1,888.59
1,499.05	26.62	2,638.79	52.08	2,616.10	41.88	1,610.62	37.66	7,470.01	23.59	1,879.03
1,486.17	26.35	2,612.03	51.53	2,588.47	41.65	1,601.77	37.22	7,382.73	23.50	1,871.86
1,438.67	26.11	2,588.24	50.57	2,540.25	41.20	1,584.47	36.60	7,259.75	22.90	1,824.07
1,412.91	25.96	2,573.37	49.71	2,497.05	40.83	1,570.24	36.05	7,150.66	22.54	1,795.39
1,391.98	25.38	2,515.88	49.24	2,473.44	40.23	1,547.16	35.51	7,043.55	22.50	1,792.21
1,406.87	25.44	2,521.82	49.58	2,490.52	40.72	1,566.01	35.93	7,126.86	22.97	1,829.64
1,381.11	24.96	2,474.24	48.76	2,449.33	40.34	1,551.39	35.71	7,083.22	22.48	1,790.61
1,391.57	25.12	2,490.10	48.52	2,437.27	40.45	1,555.62	35.92	7,124.87	22.58	1,798.58
1,398.82	25.24	2,502.00	48.61	2,441.79	40.95	1,574.85	36.21	7,182.40	22.85	1,820.09
1,387.95	25.01	2,479.20	48.53	2,437.78	40.72	1,566.01	36.04	7,148.68	22.68	1,806.54
1,393.18	24.92	2,470.28	48.34	2,428.23	40.59	1,561.01	35.69	7,079.25	22.36	1,781.06
1,385.54	25.01	2,479.20	48.39	2,430.74	40.56	1,559.85	35.86	7,112.97	22.33	1,778.67
1,395.60	24.89	2,467.30	48.45	2,433.76	40.37	1,552.55	35.62	7,065.37	22.10	1,760.35
1,384.73	25.01	2,479.20	47.87	2,404.62	40.17	1,544.85	35.21	6,984.04	21.91	1,745.21
1,364.20	24.22	2,400.89	46.83	2,352.38	40.01	1,538.70	34.77	6,896.77	21.36	1,701.40
1,361.38	24.37	2,415.76	46.46	2,333.79	40.00	1,538.32	35.16	6,974.12	21.42	1,706.18
1,360.58	24.54	2,432.61	46.09	2,315.21	39.97	1,537.16	34.81	6,904.70	21.27	1,694.23
1,360.58	24.66	2,444.50	46.01	2,311.19	40.36	1,552.16	34.86	6,914.62	21.25	1,692.64
1,336.43	24.89	2,447.48	46.54	2,337.81	40.80	1,569.08	34.86	6,914.62	21.54	1,715.74
1,332.00	25.01	2,479.20	46.94	2,357.91	41.45	1,594.08	35.33	7,007.84	21.65	1,724.50
1,329.18	24.73	2,451.44	46.56	2,338.82	41.27	1,587.16	34.99	6,940.40	21.60	1,720.52
1,312.27	24.64	2,442.52	46.48	2,334.80	41.57	1,598.70	34.83	6,908.67	21.43	1,706.98
1,311.07	24.70	2,448.47	46.79	2,350.37	42.03	1,616.39	34.99	6,940.40	21.61	1,721.31
1,311.87	24.56	2,434.59	46.59	2,340.32	41.99	1,614.85	34.98	6,938.42	21.65	1,724.50
1,308.65	24.81	2,459.37	47.00	2,360.92	42.21	1,623.31	35.85	7,110.99	21.95	1,748.40
1,350.11	25.38	2,515.88	48.58	2,440.29	43.61	1,677.15	36.50	7,239.92	22.63	1,802.56
1,339.65	25.33	2,510.92	48.19	2,420.70	43.91	1,688.69	36.43	7,226.03	22.47	1,789.82
1,342.46	24.99	2,477.22	47.94	2,408.14	43.43	1,670.23	36.11	7,162.56	22.36	1,781.06
1,351.72	25.44	2,521.82	48.80	2,451.34	44.19	1,699.45	36.58	7,255.79	22.68	1,806.54
1,344.88	25.38	2,515.88	48.91	2,456.86	45.00	1,730.61	36.24	7,188.35	22.69	1,807.34
1,332.80	25.12	2,490.10	49.01	2,461.89	43.88	1,687.53	35.92	7,124.87	22.49	1,791.41
1,340.85	25.36	2,513.89	48.87	2,454.85	44.07	1,694.84	36.15	7,170.50	22.47	1,789.82
1,323.95	25.09	2,487.13	48.38	2,430.24	44.94	1,728.30	35.98	7,136.78	22.33	1,778.67
1,344.48	25.10	2,498.49	48.40	2,431.24	44.92	1,727.73	36.09	7,162.18	22.63	1,802.56
1,360.98	25.33	2,521.39	48.98	2,460.38	45.13	1,735.81	36.39	7,221.71	22.89	1,823.27
1,346.89	25.17	2,505.46	48.50	2,436.27	45.28	1,741.58	36.07	7,158.21	22.55	1,796.19
1,327.57	24.91	2,479.58	47.97	2,40						

Docket No. EL18-  
Volume 4A  
Section 6

1,378.29	25.15	2,503.47	49.64	2,493.53	45.05	1,732.73	35.57	7,058.98	23.04	1,835.22
1,407.27	25.77	2,565.18	50.50	2,536.73	46.09	1,772.74	36.16	7,176.07	23.57	1,877.44
1,426.59	25.97	2,585.09	51.37	2,580.43	46.41	1,785.08	36.37	7,217.75	23.81	1,896.55
1,412.10	25.86	2,574.14	51.31	2,577.42	46.23	1,778.16	36.58	7,259.42	23.68	1,886.20
1,419.75	26.34	2,621.92	52.08	2,616.10	46.53	1,789.70	37.02	7,346.74	23.95	1,907.70
1,414.12	26.36	2,623.91	52.02	2,613.09	46.55	1,790.46	37.24	7,390.40	23.95	1,907.70
1,414.12	26.39	2,626.90	51.73	2,598.52	46.41	1,785.08	36.98	7,338.80	23.92	1,905.31
1,427.40	26.65	2,652.78	52.43	2,633.68	46.60	1,792.39	37.09	7,360.63	24.19	1,926.82
1,427.80	26.71	2,658.75	52.26	2,625.14	46.81	1,800.47	37.08	7,358.65	24.16	1,924.43
1,435.85	26.76	2,663.73	52.26	2,625.14	47.01	1,808.16	37.22	7,386.43	24.28	1,933.99
1,431.42	26.63	2,650.79	52.08	2,616.10	46.40	1,784.70	36.97	7,336.82	24.07	1,917.26
1,415.85	26.57	2,646.52	51.60	2,591.99	45.84	1,763.16	36.90	7,322.93	23.92	1,905.31
1,402.56	26.69	2,658.48	51.62	2,593.01	45.98	1,768.54	37.34	7,410.24	23.98	1,910.09
1,414.64	26.93	2,682.38	51.27	2,575.43	46.11	1,773.54	37.37	7,416.20	23.73	1,890.18
1,409.81	26.82	2,671.43	50.47	2,535.25	45.95	1,767.39	36.96	7,334.83	23.44	1,867.08
1,431.55	26.90	2,679.39	51.02	2,562.87	46.33	1,782.00	37.97	7,535.27	23.49	1,871.06
1,409.00	26.43	2,632.58	50.35	2,529.22	45.41	1,746.62	37.82	7,505.50	23.11	1,840.80
1,390.49	26.67	2,656.48	50.54	2,538.76	45.32	1,743.16	37.79	7,499.55	23.28	1,854.34
1,392.50	26.54	2,643.54	50.91	2,557.35	45.24	1,740.08	37.78	7,497.56	23.37	1,861.51
1,401.76	26.35	2,624.61	50.56	2,539.77	44.91	1,727.39	37.74	7,489.63	23.03	1,834.42
1,404.58	26.61	2,650.51	50.12	2,517.67	45.02	1,731.62	37.81	7,503.52	23.03	1,834.42
1,408.60	26.60	2,649.51	50.79	2,551.32	45.14	1,736.23	38.00	7,541.22	23.23	1,850.35
1,406.59	26.63	2,652.50	50.88	2,555.84	45.15	1,736.62	38.35	7,610.68	23.17	1,845.57
1,412.63	26.26	2,615.65	50.97	2,560.36	45.04	1,732.39	38.05	7,551.15	23.16	1,844.78
1,408.20	26.11	2,600.71	51.20	2,571.92	45.00	1,730.85	37.62	7,465.81	23.05	1,836.02
1,400.55	25.93	2,582.78	51.08	2,565.89	44.70	1,719.31	37.32	7,406.28	22.99	1,831.24
1,417.46	25.98	2,587.76	51.51	2,587.49	44.97	1,729.69	37.64	7,469.78	23.28	1,854.34
1,424.30	25.92	2,581.78	51.34	2,578.95	44.80	1,723.15	38.15	7,570.99	23.33	1,858.32
1,411.82	25.74	2,563.85	50.98	2,560.87	44.27	1,702.77	37.92	7,525.35	23.22	1,849.56
1,429.13	25.45	2,534.97	50.94	2,558.86	43.70	1,680.84	35.32	7,009.37	23.11	1,840.80
1,433.56	25.38	2,527.99	51.24	2,573.93	43.87	1,687.38	34.48	6,842.67	23.21	1,848.76
1,450.47	25.31	2,521.02	51.68	2,596.03	43.98	1,691.61	34.42	6,830.76	23.27	1,853.54
1,423.09	25.46	2,535.96	51.59	2,591.51	43.45	1,671.23	34.01	6,749.40	23.16	1,844.78
1,410.21	25.46	2,535.96	51.89	2,606.58	43.44	1,670.84	34.07	6,761.30	22.96	1,828.85
1,402.56	25.48	2,537.95	51.67	2,595.53	43.22	1,662.38	34.21	6,789.09	23.23	1,850.35
1,397.73	25.55	2,544.93	51.92	2,608.08	43.13	1,658.92	33.99	6,745.43	23.09	1,839.20
1,415.85	25.88	2,577.80	52.90	2,657.31	43.42	1,670.07	34.18	6,783.13	23.65	1,883.81
1,414.64	25.81	2,570.82	51.68	2,596.03	43.25	1,663.54	34.35	6,816.87	23.61	1,880.62
1,393.30	25.44	2,533.97	50.92	2,557.85	42.46	1,633.15	34.26	6,799.01	23.13	1,842.39
1,375.99	24.97	2,487.16	50.53	2,538.26	41.62	1,600.84	33.58	6,664.06	22.89	1,823.27
1,398.94	25.15	2,505.08	51.40	2,581.96	42.86	1,648.54	33.61	6,670.01	23.24	1,851.15
1,397.33	25.24	2,514.05	51.48	2,585.98	42.73	1,643.54	33.51	6,650.17	23.37	1,861.51
1,405.78	25.56	2,545.92	53.13	2,668.87	43.00	1,653.92	33.82	6,711.69	23.51	1,872.66
1,396.12	25.60	2,549.91	53.16	2,670.37	43.13	1,658.92	33.55	6,658.11	23.57	1,877.44
1,380.42	25.81	2,570.82	53.88	2,706.54	43.64	1,678.54	33.72	6,691.84	23.89	1,902.93
1,360.70	25.43	2,566.03	52.82	2,653.29	43.20	1,661.61	33.37	6,622.39	23.59	1,879.03
1,383.64	25.92	2,615.48	52.71	2,647.77	43.44	1,670.84	33.78	6,703.75	23.83	1,898.15
1,398.94	26.02	2,625.57	52.55	2,639.73	43.50	1,673.15	33.70	6,687.87	23.93	1,906.11
1,403.77	26.08	2,631.62	52.56	2,640.23	43.58	1,676.23	33.97	6,741.46	24.00	1,911.69
1,398.13	25.87	2,610.43	52.31	2,627.67	43.42	1,670.07	33.76	6,699.78	24.05	1,915.67
1,408.60	25.95	2,618.50	52.13	2,618.63	43.61	1,677.38	33.81	6,709.70	24.22	1,929.21
1,405.78	26.01	2,624.56	52.01	2,612.61	43.53	1,674.31	33.83	6,713.67	24.15	1,923.64
1,413.76	26.06	2,638.83	51.84	2,604.07	43.32	1,678.46	33.90	6,729.15	24.12	1,921.25
1,386.38	25.51	2,583.14	50.84	2,553.83	42.81	1,658.70	33.41	6,631.89	23.71	1,888.59
1,393.63	25.60	2,592.25	51.02	2,562.87	42.88	1,661.41	33.36	6,621.96	23.73	1,890.18
1,390.41	25.43	2,575.04	50.92	2,557.85	42.67	1,653.28	33.59	6,667.62	23.53	1,874.25
1,408.53	25.71	2,603.39	51.58	2,591.00	43.28	1,676.91	33.78	6,705.33	23.85	1,899.74
1,416.99	25.73	2,605.41	51.69	2,596.53	43.03	1,667.22	33.42	6,633.87	23.89	1,902.93
1,421.82	26.01	2,633.77	52.27	2,625.67	43.32	1,678.46	33.67	6,683.50	24.04	1,914.87
1,454.43	26.34	2,667.18	52.98	2,661.33	43.69	1,692.80	34.11	6,770.84	24.58	1,957.89
1,430.27	25.94	2,626.68	52.10	2,617.13	43.25	1,675.75	33.58	6,665.63	24.52	1,953.11
1,421.01	26.11	2,643.89	52.06	2,615.12	43.37	1,680.40	33.80	6,709.30	24.72	1,969.04
1,414.97	26.15	2,647.94	51.82	2,603.06	43.38	1,680.79	33.84	6,717.24	24.63	1,961.87
1,427.86	26.31	2,664.15	51.88	2,606.07	43.55	1,687.37	33.87	6,723.20	24.67	1,965.05
1,438.33	26.38	2,671.23	52.09	2,616.62	44.00	1,704.81	34.11	6,770.84	24.59	1,958.68
1,454.03	26.64	2,697.56	52.33	2,628.68	44.69	1,731.54	34.36	6,820.46	24.71	1,968.24
1,460.88	26.65	2,698.57	52.50	2,637.22	44.78	1,735.03	34.38	6,824.43	24.82	1,977.00
1,471.35	26.66	2,699.59	52.59	2,641.74	44.57	1,726.89	34.22	6,792.67	24.62	1,961.07
1,470.54	26.08	2,640.86	52.18	2,621.14	44.24	1,714.11	33.63	6,675.56	24.30	1,935.58
1,465.71	25.94	2,626.68	51.93	2,608.59	44.01	1,705.19	33.67	6,683.50	24.38	1,941.96
1,457.65	25.93	2,625.67	51.98	2,611.10	44.25	1,714.49	33.69	6,687.47	24.39	1,942.75
1,436.31	25.67	2,599.34	51.64	2,594.02	44.21	1,712.94	33.55	6,659.68	24.32	1,937.18
1,462.89	26.12	2,644.91	52.61	2,642.74	45.03	1,744.72	33.99	6,747.02	24.71	1,968.24
1,467.39	26.02	2,634.78	52.73	2,648.77	45.21	1,751.69	34.07	6,767.00	24.65	1,963.46
1,438.79	25.20	2,551.75	51.24	2,573.93	44.80	1,735.80	33.30	6,614.06	24.01	1,912.48
1,416.24	25.11	2,542.63	50.90	2,556.85	44.68	1,731.15	33.18	6,590.23	23.95	1,907.70
1,399.72	25.19	2,550.73	50.77	2,550.32	44.11	1,709.07	33.32	6,618.04	23.89	1,902.93
1,397.31	25.47	2,579.09	50.82	2,552.83	44.04	1,706.36	33.72	6,697.48	24.06	1,916.47
1,420.67	25.70	2,606.37	50.95	2,559.36	44.45	1,722.24	34.22	6,796.79	24.33	1,937.97
1,415.03	25.74	2,610.43	51.41	2,582.47	44.52	1,724.96	34.36	6,824.60	24.38	1,941.96
1,430.74	25.97	2,633.75	52.55	2,639.73	45.08	1,746.65	34.76	6,904.05	24.77	1,973.02
1,422.68	26.08	2,644.91	52.69	2,646.76	44.95	1,741.62	34.87	6,925.90	24.72	1,969.04
1,449.27	26.46	2,683.45	53.80	2,702.52	46.02	1,783.07	35.17	6,985.48	25.09	1,998.51
1,448.86	26.48	2,685.48	54.23	2,723.43	46.34	1,796.48	35.69	7,088.77	25.33	2,017.63
1,458.53	26.46	2,683.45	54.72	2,748.04	46.47	1,801.52	35.97	7,144.38	25.49	2,030.37
1,448.86	26.01	2,637.81	54.44	2,733.98	45.97	1,782.14	35.58	7,066.92	25.11	2,000.10
1,476.26	25.82	2,618.54	55.12	2,768.13	46.34	1,796.48	36.17	7,184.10	25.53	2,033.56
1,486.73	25.24	2,559.72	55.67	2,795.75	46.43	1,799.97	36.37	7,223.83	25.67	2,044.71
1,456.92	25.17	2,552.62	55.33	2,778.67	46.33	1,798.32	35.97	7,144.38	25.45	2,027.18
1,448.86	25.07	2,542.48	55.34	2,779.18	46.37	1,799.87	36.22	7,194.04	25.50	2,031.17
1,414.63	25.16	2,551.61	55.46	2,785.20	45.78	1,776.97	36.04	7,158.28	25.60	2,039.13
1,408.99	25.42	2,578.84	55.65	2,794.75	45.66	1,772.31	36.00	7,150.34	25.58	2,037.54
1,419.86	25.41	2,577.82	56.19	2,82						

Docket No. EL18-  
Volume 4A  
Section 6

1,392.07	25.23	2,560.06	55.27	2,775.66	45.98	1,784.74	36.11	7,190.65	26.93	2,145.07
1,399.72	24.98	2,534.70	55.40	2,782.19	46.08	1,788.62	36.29	7,226.49	26.91	2,143.48
1,413.42	25.23	2,560.06	55.59	2,791.73	46.20	1,793.27	36.70	7,308.14	27.15	2,162.60
1,404.96	25.33	2,570.21	55.64	2,794.24	46.98	1,823.55	36.58	7,284.24	27.11	2,159.41
1,367.10	24.85	2,521.51	54.40	2,731.97	46.50	1,804.92	36.07	7,182.68	26.60	2,118.79
1,390.46	24.83	2,519.48	54.13	2,718.41	46.51	1,805.31	35.87	7,142.86	26.31	2,095.69
1,401.33	24.88	2,524.55	54.70	2,747.04	46.44	1,802.59	35.98	7,164.76	26.79	2,133.92
1,405.77	25.10	2,546.87	54.90	2,757.08	46.50	1,804.92	36.06	7,180.69	26.70	2,126.75
1,404.15	25.13	2,549.92	55.24	2,774.15	46.96	1,822.77	36.29	7,226.49	26.93	2,145.07
1,403.75	24.75	2,511.36	54.84	2,754.07	46.74	1,814.23	36.03	7,174.72	26.72	2,128.34
1,413.42	24.98	2,534.70	55.14	2,773.96	46.80	1,816.56	36.14	7,196.62	26.78	2,133.12
1,417.04	24.95	2,531.65	54.91	2,762.39	46.92	1,821.22	36.39	7,246.40	26.79	2,133.92
1,440.05	25.42	2,579.56	55.47	2,790.42	47.43	1,856.20	36.76	7,320.35	27.03	2,153.04
1,433.20	25.24	2,561.30	55.21	2,777.34	47.47	1,857.77	36.71	7,310.39	26.97	2,148.26
1,443.28	24.23	2,458.80	55.14	2,773.82	47.60	1,862.86	36.49	7,266.58	27.07	2,156.22
1,437.64	24.29	2,464.89	55.16	2,774.83	47.69	1,866.38	36.43	7,254.63	27.19	2,165.78
1,430.78	24.48	2,484.17	54.79	2,756.21	47.61	1,863.25	36.28	7,224.76	26.83	2,137.11
1,440.46	24.05	2,440.54	54.54	2,743.64	47.26	1,849.55	35.45	7,059.47	26.94	2,145.87
1,448.92	24.43	2,479.10	55.30	2,781.87	47.70	1,866.77	35.98	7,165.02	27.17	2,164.19
1,453.76	24.35	2,470.98	55.18	2,775.83	47.30	1,851.12	36.33	7,234.72	27.05	2,154.63
1,441.26	24.26	2,461.85	54.55	2,744.14	47.28	1,850.33	36.13	7,194.89	26.81	2,135.51
1,446.10	24.37	2,473.01	54.47	2,740.12	46.88	1,834.68	36.32	7,232.73	27.07	2,156.22
1,452.95	24.50	2,486.20	54.87	2,760.24	47.80	1,870.68	36.24	7,216.79	27.53	2,192.86
1,463.03	24.75	2,511.57	55.64	2,798.97	48.39	1,893.77	36.63	7,294.46	27.58	2,196.85
1,477.54	25.00	2,536.94	56.15	2,824.63	48.52	1,898.86	36.76	7,320.35	27.50	2,190.47
1,469.07	24.61	2,497.36	55.38	2,785.89	47.70	1,866.77	36.45	7,258.61	27.22	2,168.17
1,478.75	24.67	2,503.45	55.25	2,779.35	47.65	1,864.83	36.47	7,262.60	27.23	2,168.97
1,474.71	24.72	2,508.53	55.06	2,769.80	47.77	1,869.53	36.90	7,348.23	27.36	2,179.32
1,464.24	24.64	2,500.41	55.18	2,775.83	47.67	1,865.61	36.93	7,354.20	27.44	2,185.70
1,463.03	24.70	2,506.50	55.61	2,797.46	47.93	1,875.79	37.13	7,394.03	27.70	2,206.41
1,475.52	24.84	2,520.70	55.91	2,812.55	48.43	1,895.36	37.12	7,392.04	28.03	2,232.69
1,483.18	24.72	2,508.53	55.89	2,811.55	48.47	1,896.92	37.20	7,407.97	28.21	2,247.03
1,525.50	24.47	2,483.16	55.73	2,803.50	48.45	1,896.14	36.82	7,332.30	27.84	2,217.56
1,524.53	23.99	2,434.45	56.14	2,824.13	48.38	1,893.40	37.33	7,433.86	27.68	2,204.81
1,518.09	23.59	2,393.86	56.30	2,832.17	47.99	1,878.14	36.95	7,358.18	27.77	2,211.98
1,495.91	23.28	2,362.40	54.40	2,736.59	46.94	1,837.04	36.30	7,228.74	26.79	2,133.92
1,505.59	23.34	2,368.49	54.76	2,754.70	47.33	1,852.31	36.56	7,280.52	26.59	2,117.99
1,488.26	23.22	2,356.31	54.64	2,748.67	46.53	1,821.00	36.18	7,204.85	26.28	2,093.30
1,520.10	23.85	2,420.24	55.60	2,796.96	47.25	1,849.18	36.53	7,274.54	28.51	2,270.92
1,503.17	23.74	2,409.08	55.94	2,814.06	46.53	1,821.00	36.70	7,308.40	28.68	2,284.47
1,493.90	23.55	2,389.80	54.89	2,761.24	46.32	1,812.78	36.15	7,198.87	28.53	2,272.52
1,493.09	23.76	2,411.11	54.76	2,754.70	46.75	1,829.61	35.90	7,149.09	27.91	2,223.13
1,481.40	23.91	2,426.33	54.03	2,717.98	46.40	1,815.91	35.91	7,151.08	27.60	2,198.44
1,472.94	23.94	2,429.37	54.31	2,732.07	46.00	1,800.26	36.05	7,178.96	27.68	2,204.81
1,453.99	24.28	2,463.88	54.15	2,724.02	45.63	1,785.77	35.73	7,115.23	27.63	2,200.83
1,466.49	24.30	2,465.91	54.48	2,740.62	46.36	1,814.34	35.64	7,097.31	28.27	2,251.81
1,446.74	23.99	2,434.45	53.81	2,706.91	46.08	1,803.39	35.22	7,013.67	27.94	2,225.52
1,442.70	23.68	2,402.99	53.47	2,689.81	46.14	1,805.73	35.26	7,021.64	27.75	2,210.39
1,459.64	23.66	2,400.96	53.36	2,684.28	45.87	1,795.17	35.35	7,039.56	27.54	2,193.66
1,481.00	23.74	2,409.08	53.82	2,707.42	46.32	1,812.78	36.00	7,169.00	27.69	2,205.61
1,484.22	23.75	2,410.09	54.00	2,716.47	46.82	1,832.35	35.87	7,143.11	27.76	2,211.18
1,507.20	23.93	2,428.36	54.88	2,760.74	47.37	1,853.87	36.17	7,202.85	27.88	2,220.74
1,523.33	24.18	2,453.73	55.03	2,768.29	47.80	1,870.70	36.56	7,280.52	28.13	2,240.66
1,524.13	24.07	2,442.57	54.85	2,759.23	47.39	1,854.65	36.57	7,282.51	28.21	2,247.03
1,536.22	24.05	2,440.54	54.83	2,758.23	48.00	1,878.53	36.73	7,314.37	28.46	2,266.94
1,522.52	23.84	2,419.23	54.28	2,730.56	47.67	1,865.61	36.63	7,294.46	28.38	2,260.57
1,506.40	23.69	2,404.00	54.24	2,728.55	47.58	1,862.09	36.55	7,278.53	28.15	2,242.25
1,508.81	23.86	2,421.26	54.20	2,726.53	47.89	1,874.22	36.58	7,284.50	28.10	2,238.27
1,551.14	24.56	2,492.29	55.40	2,786.90	48.77	1,908.66	36.90	7,348.23	28.80	2,294.02
1,554.36	24.55	2,491.28	55.61	2,797.46	48.69	1,905.53	36.93	7,354.20	28.86	2,298.80
1,543.48	24.44	2,480.11	55.25	2,779.35	48.26	1,888.70	36.74	7,316.36	28.84	2,297.21
1,534.21	24.51	2,487.22	55.29	2,781.37	48.49	1,897.70	36.54	7,276.54	28.74	2,289.25
1,502.36	24.17	2,452.71	54.47	2,740.12	48.00	1,878.53	36.24	7,216.79	28.21	2,247.03
1,497.93	24.30	2,465.91	54.29	2,731.06	48.35	1,892.22	36.27	7,222.77	28.10	2,238.27
1,500.75	24.41	2,477.07	54.58	2,745.65	48.53	1,899.27	36.31	7,230.73	28.37	2,259.77
1,521.31	24.72	2,508.53	54.91	2,762.25	49.02	1,918.45	36.80	7,328.31	28.67	2,283.67
1,522.12	24.42	2,478.08	55.31	2,782.37	49.35	1,931.36	36.58	7,284.50	28.44	2,265.35
1,553.56	24.82	2,518.67	56.22	2,828.15	50.30	1,968.54	37.05	7,378.10	28.82	2,295.62
1,564.04	25.16	2,553.18	56.92	2,863.36	50.78	1,987.33	37.49	7,465.72	28.96	2,306.77
1,565.25	25.49	2,586.66	57.43	2,889.02	50.99	1,995.54	37.42	7,451.78	28.78	2,292.43
1,587.42	25.29	2,566.37	57.11	2,872.92	50.90	1,992.02	37.56	7,479.66	28.78	2,292.43
1,596.29	25.32	2,569.41	57.17	2,875.94	51.21	2,004.15	37.83	7,533.43	28.90	2,301.99
1,582.58	25.52	2,589.71	57.49	2,892.04	51.59	2,019.03	38.01	7,569.27	29.01	2,310.75
1,588.23	24.96	2,532.88	57.13	2,873.93	51.68	2,022.55	38.36	7,638.97	29.01	2,310.75
1,608.38	25.41	2,578.55	57.00	2,867.39	51.77	2,026.07	38.67	7,700.70	28.90	2,301.99
1,622.55	25.32	2,571.50	57.83	2,907.04	52.19	2,042.68	39.08	7,785.87	29.33	2,336.24
1,615.29	25.14	2,553.22	57.92	2,911.57	51.94	2,032.90	39.08	7,785.87	29.80	2,373.68
1,583.82	24.81	2,519.71	56.69	2,849.74	51.10	2,000.02	38.31	7,632.46	28.97	2,307.57
1,572.92	24.61	2,499.40	56.24	2,827.11	50.88	1,991.41	38.06	7,582.65	29.02	2,311.55
1,573.73	24.68	2,506.51	56.05	2,817.56	51.09	1,999.63	37.99	7,568.71	28.85	2,298.01
1,573.73	24.89	2,527.83	56.24	2,827.11	51.41	2,012.15	37.65	7,500.97	29.16	2,322.70
1,573.73	24.72	2,510.57	56.01	2,815.55	50.67	1,983.19	37.46	7,463.12	29.02	2,311.55
1,580.19	24.82	2,520.72	56.01	2,815.55	50.56	1,978.89	37.67	7,504.95	29.14	2,321.11
1,575.75	24.62	2,500.41	55.59	2,794.44	50.11	1,961.27	37.42	7,455.15	28.89	2,301.19
1,569.69	24.31	2,468.93	55.30	2,779.86	49.70	1,945.23	37.31	7,433.23	28.64	2,301.28
1,576.15	24.61	2,499.40	55.20	2,774.83	49.59	1,940.92	37.47	7,465.11	28.24	2,249.42
1,578.17	24.62	2,500.41	55.22	2,775.84	49.80	1,949.14	37.37	7,445.19	28.05	2,234.28
1,557.18	24.18	2,455.73	54.66	2,747.69	49.25	1,927.61	37.15	7,401.36	27.69	2,205.61
1,578.57	24.33	2,470.96	55.26	2,777.85	49.88	1,952.29	37.73	7,516.91	28.12	2,239.86
1,570.90	24.43	2,481.12	55.21	2,775.34	49.73	1,946.42	37.64	7,498.98	28.02	2,231.89
1,571.31	24.57	2,495.33	55.07	2,768.30	49.57	1,940.16	37.65	7,500.97	27.73	2,208.79
1,572.11	24.37	2,475.02	55.09	2,769.31	49.34	1,931.15	37.51	7,473.08	27.59	2,197.64
1,569.69	24.65	2,503.46	55.14	2,77						

Docket No. EL18-  
Volume 4A  
Section 6

1,433.27	23.40	2,399.91	51.79	2,603.42	45.30	1,773.03	35.13	6,998.91	24.27	1,933.19
1,447.80	23.55	2,415.29	52.35	2,631.57	45.83	1,793.77	34.99	6,971.02	24.73	1,969.83
1,483.31	23.63	2,423.50	53.41	2,684.85	46.65	1,825.87	35.30	7,032.78	25.31	2,016.03
1,478.47	24.00	2,461.44	53.43	2,685.86	46.73	1,829.00	35.48	7,068.64	25.07	1,996.92
1,476.85	24.00	2,461.44	53.34	2,681.34	46.50	1,820.00	35.53	7,078.60	24.92	1,984.97
1,476.45	23.85	2,446.06	53.88	2,708.48	46.87	1,834.48	35.81	7,134.39	25.11	2,000.10
1,490.17	24.00	2,461.44	54.40	2,734.62	47.27	1,850.13	35.81	7,134.39	25.37	2,020.81
1,492.99	24.04	2,465.55	54.63	2,746.18	47.40	1,855.22	36.08	7,188.18	25.56	2,035.95
1,497.43	24.28	2,490.16	54.70	2,749.70	47.55	1,861.09	35.91	7,154.31	25.55	2,035.15
1,514.78	24.48	2,510.67	55.51	2,790.42	48.08	1,881.84	36.46	7,263.89	25.94	2,066.22
1,509.13	24.33	2,495.29	55.60	2,794.94	47.95	1,876.75	36.72	7,315.69	25.82	2,056.66
1,547.47	24.44	2,506.57	55.91	2,810.53	48.36	1,892.80	36.75	7,321.66	25.89	2,062.23
1,544.24	24.50	2,512.72	55.62	2,795.95	48.06	1,881.06	36.72	7,315.69	25.89	2,062.23
1,545.45	24.56	2,518.88	55.90	2,810.02	48.26	1,888.88	36.88	7,347.56	25.97	2,068.60
1,545.45	24.48	2,510.67	55.64	2,796.95	47.71	1,867.36	36.56	7,283.81	25.79	2,054.27
1,565.22	25.17	2,581.44	56.15	2,822.59	47.99	1,878.32	37.02	7,375.46	25.91	2,063.83
1,566.84	25.37	2,601.95	56.48	2,839.18	48.05	1,880.66	37.21	7,413.31	26.05	2,074.98
1,587.42	25.39	2,604.00	56.72	2,851.24	48.28	1,889.67	37.52	7,475.07	26.21	2,087.72
1,567.24	25.44	2,609.13	56.08	2,819.07	47.90	1,874.79	37.03	7,377.45	26.34	2,098.08
1,575.71	25.33	2,597.85	56.10	2,820.08	48.09	1,882.23	37.28	7,427.26	26.51	2,111.62
1,565.63	25.31	2,595.80	55.82	2,806.00	48.34	1,892.01	37.48	7,467.10	26.56	2,115.60
1,577.73	25.75	2,640.92	56.78	2,854.26	49.34	1,931.15	37.69	7,508.94	26.76	2,131.53
1,564.01	25.67	2,632.72	56.71	2,850.74	49.28	1,928.81	37.32	7,435.22	26.65	2,122.77
1,543.43	25.38	2,602.98	56.10	2,820.08	48.75	1,908.06	36.93	7,357.52	26.56	2,115.60
1,534.96	25.16	2,580.41	56.05	2,817.56	48.32	1,891.23	36.74	7,319.67	26.52	2,112.41
1,531.33	25.41	2,606.05	56.53	2,841.69	48.24	1,888.10	36.99	7,369.48	26.93	2,145.07
1,493.40	25.03	2,567.08	55.13	2,771.32	47.23	1,848.57	36.22	7,216.07	26.08	2,077.37
1,476.85	24.93	2,556.83	54.90	2,759.75	47.09	1,843.09	36.30	7,232.01	25.73	2,049.49
1,482.10	25.31	2,595.80	55.65	2,797.46	47.47	1,857.96	36.47	7,265.88	26.35	2,098.87
1,480.49	25.41	2,606.05	55.22	2,775.84	47.14	1,845.05	36.26	7,224.04	26.26	2,091.70
1,474.43	25.76	2,641.95	54.87	2,758.25	46.83	1,832.91	35.95	7,162.28	25.95	2,067.01
1,487.34	25.99	2,665.54	55.16	2,772.82	46.96	1,838.00	36.26	7,224.04	25.93	2,065.42
1,486.13	26.56	2,724.00	54.72	2,750.71	46.53	1,821.17	35.78	7,128.41	25.53	2,033.56
1,470.40	26.49	2,716.82	54.08	2,718.53	46.30	1,812.17	35.50	7,072.63	25.16	2,004.09
1,470.40	26.69	2,737.33	54.21	2,725.07	46.25	1,810.21	36.36	7,243.96	25.51	2,031.96
1,465.56	26.64	2,732.20	53.62	2,695.41	45.81	1,792.99	36.83	7,337.60	25.22	2,008.86
1,472.82	26.56	2,724.00	53.90	2,709.49	45.70	1,788.69	36.95	7,361.51	25.27	2,012.85
1,480.89	26.63	2,731.18	53.96	2,712.50	45.88	1,795.73	37.10	7,391.39	25.22	2,008.86
1,475.08	26.55	2,723.03	53.61	2,694.91	45.36	1,775.55	37.11	7,396.73	24.91	1,984.17
1,470.24	26.46	2,713.80	53.65	2,696.92	46.16	1,806.87	36.85	7,344.91	25.18	2,005.68
1,466.21	26.56	2,724.06	53.82	2,705.46	46.42	1,817.04	36.79	7,332.95	25.23	2,009.66
1,455.31	26.49	2,716.88	54.11	2,720.04	46.81	1,832.31	37.13	7,400.72	25.49	2,030.37
1,459.34	26.41	2,708.67	54.01	2,715.02	47.05	1,841.70	37.20	7,414.67	25.53	2,033.56
1,444.41	26.39	2,706.62	54.03	2,716.02	47.16	1,846.01	36.97	7,368.83	25.67	2,044.71
1,458.13	27.10	2,779.44	55.91	2,810.53	48.64	1,903.94	37.13	7,400.72	26.34	2,098.08
1,433.11	26.62	2,730.21	54.64	2,746.68	47.50	1,859.32	36.05	7,185.45	25.78	2,053.47
1,433.11	26.89	2,757.90	55.26	2,777.85	47.79	1,870.67	35.82	7,139.61	25.84	2,058.25
1,445.62	27.47	2,817.39	55.89	2,809.52	48.20	1,886.72	35.20	7,016.03	26.31	2,095.69
1,465.40	27.29	2,798.93	57.42	2,886.43	49.18	1,925.08	34.78	6,932.32	26.84	2,137.90
1,469.43	26.61	2,729.19	56.94	2,862.30	49.90	1,953.26	33.93	6,762.90	26.42	2,104.45
1,445.22	26.76	2,744.57	56.93	2,861.80	49.60	1,941.52	34.45	6,866.54	26.53	2,113.21
1,441.59	26.93	2,762.01	57.02	2,866.32	49.59	1,941.14	35.60	7,095.76	26.68	2,125.16
1,471.45	27.22	2,791.75	58.13	2,922.12	49.90	1,953.27	36.22	7,219.34	27.21	2,167.38
1,483.16	27.26	2,795.85	58.66	2,948.76	50.32	1,969.71	36.63	7,301.06	27.59	2,197.64
1,513.42	27.33	2,803.03	59.14	2,972.89	50.56	1,979.11	36.60	7,295.08	27.70	2,206.41
1,510.60	27.25	2,794.83	59.57	2,994.51	50.77	1,987.33	36.89	7,352.88	27.68	2,204.81
1,507.37	27.51	2,821.49	59.93	3,012.61	51.12	2,001.03	36.82	7,338.93	27.97	2,227.91
1,507.37	27.46	2,816.37	60.30	3,031.21	51.42	2,012.77	36.95	7,364.84	27.83	2,216.76
1,524.72	27.81	2,852.26	61.65	3,099.07	51.37	2,010.81	37.03	7,380.79	28.35	2,258.18
1,521.50	27.59	2,829.70	61.58	3,095.55	51.64	2,021.38	36.74	7,322.98	28.04	2,233.49
1,527.55	28.03	2,874.83	63.19	3,176.48	52.75	2,064.83	37.22	7,418.66	28.69	2,285.26
1,527.15	28.16	2,888.16	63.23	3,178.49	52.84	2,068.39	37.29	7,432.61	28.85	2,298.01
1,571.94	28.26	2,898.42	63.20	3,176.98	52.56	2,057.49	37.33	7,440.58	29.21	2,326.68
1,571.94	27.68	2,838.93	61.83	3,108.12	51.74	2,427.25	37.06	7,386.77	29.06	2,314.73
1,588.49	28.12	2,884.06	62.77	3,155.37	54.35	2,549.69	37.42	7,458.52	29.45	2,345.80
1,561.85	27.48	2,818.42	61.94	3,113.65	54.05	2,535.62	37.33	7,440.58	28.94	2,305.18
1,582.03	28.30	2,902.52	62.55	3,144.31	54.19	2,542.19	37.72	7,518.32	29.22	2,327.48
1,593.33	28.20	2,892.26	63.10	3,171.96	53.96	2,531.40	37.83	7,540.24	29.33	2,336.24
1,575.58	28.27	2,899.44	62.91	3,162.41	53.57	2,513.10	37.77	7,528.28	29.23	2,328.28
1,549.75	27.56	2,826.62	62.07	3,120.18	53.08	2,490.12	37.43	7,460.51	28.74	2,289.25
1,522.71	27.18	2,787.65	61.18	3,075.44	52.10	2,444.14	36.43	7,261.19	28.44	2,265.35
1,515.44	27.21	2,790.72	60.86	3,059.36	52.00	2,439.45	36.35	7,245.25	28.42	2,263.76
1,540.06	27.44	2,814.31	61.68	3,100.58	52.10	2,444.14	36.69	7,313.02	28.58	2,276.50
1,550.55	27.71	2,842.01	62.15	3,124.20	52.05	2,441.80	36.96	7,366.83	28.74	2,289.25
1,539.25	27.28	2,797.90	61.68	3,100.58	51.89	2,434.29	37.01	7,376.80	28.56	2,274.91
1,527.55	27.34	2,804.06	61.70	3,101.58	51.98	2,438.51	36.80	7,334.94	28.48	2,268.54
1,537.64	27.51	2,821.49	61.78	3,105.60	52.55	2,465.25	36.93	7,360.85	28.64	2,281.28
1,529.16	27.31	2,800.98	61.13	3,072.93	52.50	2,462.91	36.60	7,295.08	28.62	2,279.69
1,525.53	27.48	2,818.42	61.40	3,086.50	52.60	2,467.60	36.52	7,279.13	28.64	2,281.28
1,532.80	27.63	2,833.80	61.90	3,111.64	52.76	2,475.10	36.18	7,211.36	28.88	2,300.40
1,526.74	28.19	2,891.31	62.11	3,122.19	53.23	2,497.15	35.69	7,113.70	28.96	2,306.77
1,517.46	27.73	2,844.13	62.34	3,133.75	52.70	2,472.29	35.13	7,002.08	29.04	2,313.14
1,536.02	28.20	2,892.34	62.77	3,155.37	53.43	2,506.54	35.62	7,099.75	29.45	2,345.80
1,538.04	28.19	2,891.31	63.00	3,166.93	53.57	2,513.10	35.61	7,097.75	29.65	2,361.73
1,535.62	32.22	3,304.65	62.91	3,162.41	53.59	2,514.04	35.42	7,059.88	29.41	2,342.61
1,529.97	32.78	3,362.09	62.70	3,151.85	53.49	2,509.35	35.53	7,081.81	29.36	2,338.63
1,532.80	33.10	3,394.91	63.33	3,183.52	53.39	2,504.66	35.58	7,091.77	29.32	2,335.44
1,538.45	33.13	3,397.99	63.96	3,215.19	54.71	2,566.58	35.82	7,139.61	29.55	2,353.76
1,518.67	32.90	3,374.40	62.87	3,160.40	53.60	2,514.51	34.82	6,940.29	29.39	2,341.02
1,523.11	33.18	3,403.12	63.42	3,188.04	53.63	2,515.92	34.84	6,944.28	29.10	2,317.92
1,513.02	32.98	3,382.60	62.45	3,139.28	53.25	2,498.09	34.32	6,840.63	28.58	2,276.50
1,500.11	32.89	3,373.37	62.29	3,131.24	52.99	2,485.89	33.22	6,821.38	27.64	2,201.63
1,514.64	32.62	3,345.68	63.17	3,17						



Docket No. EL18-  
Volume 4A  
Section 6

1,649.43	34.10	3,497.48	67.78	3,407.22	57.26	2,686.21	35.83	7,141.60	30.44	2,424.66
1,616.69	33.48	3,433.89	66.19	3,327.37	56.58	2,654.44	35.48	7,074.71	29.63	2,360.14
1,619.51	33.61	3,447.22	66.31	3,333.40	56.94	2,671.33	35.63	7,104.62	29.69	2,364.92
1,587.23	33.37	3,422.60	65.61	3,298.21	55.92	2,623.48	35.20	7,018.88	29.61	2,358.54
1,580.77	33.25	3,410.30	65.48	3,291.68	55.68	2,612.22	34.71	6,921.17	29.48	2,348.19
1,603.37	33.79	3,465.68	66.03	3,319.32	56.10	2,631.92	34.95	6,969.03	30.35	2,417.49
1,599.33	33.55	3,441.06	66.75	3,355.52	57.05	2,676.49	35.40	7,058.76	30.45	2,425.45
1,585.21	33.48	3,433.89	65.86	3,310.78	56.43	2,647.40	34.43	6,865.34	29.68	2,364.12
1,584.00	33.64	3,450.30	65.88	3,311.78	55.90	2,622.54	34.01	6,781.59	29.67	2,363.32
1,604.18	33.77	3,463.63	66.50	3,342.95	56.40	2,646.00	33.89	6,757.67	29.78	2,372.08
1,615.48	33.85	3,471.83	67.36	3,386.18	56.98	2,673.21	33.97	6,773.62	30.05	2,393.59
1,611.84	33.70	3,456.45	67.43	3,389.70	57.08	2,677.90	34.40	6,859.36	29.85	2,377.66
1,624.76	34.11	3,498.50	68.12	3,424.39	57.63	2,703.70	35.03	6,984.98	30.53	2,431.83
1,625.56	34.14	3,501.58	68.20	3,428.41	58.02	2,722.00	35.10	6,998.94	30.59	2,436.60
1,636.06	34.34	3,522.09	68.00	3,418.36	58.33	2,736.54	35.48	7,074.71	30.51	2,430.23
1,651.39	34.35	3,523.12	69.04	3,470.64	58.56	2,747.33	35.69	7,116.59	30.77	2,450.94
1,655.43	34.09	3,496.45	69.55	3,496.27	59.10	2,772.67	35.70	7,118.58	30.63	2,439.79
1,653.41	34.13	3,500.55	69.45	3,491.25	58.86	2,761.41	35.86	7,150.48	30.41	2,422.27
1,642.11	34.32	3,520.04	69.41	3,489.24	58.85	2,760.94	36.20	7,218.28	30.64	2,440.59
1,625.97	34.08	3,495.42	68.79	3,458.07	57.79	2,711.21	35.85	7,148.49	30.46	2,426.25
1,647.36	34.83	3,572.35	70.34	3,535.99	58.87	2,761.87	35.97	7,172.42	31.17	2,482.80
1,616.69	34.30	3,517.99	67.91	3,413.83	57.76	2,709.80	35.18	7,017.78	30.50	2,429.44
1,616.52	34.32	3,520.04	68.01	3,418.86	57.72	2,707.92	35.43	7,067.65	30.56	2,434.21
1,631.45	34.63	3,551.84	68.17	3,426.90	58.08	2,724.81	35.55	7,091.58	30.85	2,457.31
1,616.52	34.41	3,529.27	67.09	3,372.61	57.06	2,676.96	34.92	6,965.91	30.33	2,415.89
1,637.50	34.49	3,537.48	67.83	3,409.81	58.00	2,721.06	35.07	6,995.83	30.66	2,442.18
1,566.48	33.74	3,460.55	64.64	3,249.45	55.52	2,605.77	33.64	6,710.57	29.22	2,327.48
1,545.10	33.36	3,421.58	63.22	3,178.07	54.51	2,558.37	33.34	6,650.73	28.68	2,284.47
1,570.92	33.86	3,472.86	64.08	3,221.30	55.60	2,609.53	33.78	6,738.50	29.53	2,352.17
1,534.60	33.24	3,409.27	62.89	3,161.48	54.64	2,564.47	33.25	6,632.78	28.80	2,294.02
1,543.08	33.36	3,421.58	62.94	3,163.99	54.46	2,556.02	33.75	6,732.52	28.66	2,282.87
1,513.62	33.14	3,403.84	61.55	3,093.46	53.61	2,516.13	33.34	6,650.73	28.16	2,243.05
1,501.52	33.10	3,399.73	61.73	3,102.51	53.04	2,489.38	33.33	6,648.73	27.86	2,219.15
1,539.04	33.80	3,471.63	62.85	3,158.80	54.45	2,555.55	33.89	6,760.44	28.42	2,263.76
1,534.20	33.66	3,457.25	63.22	3,177.39	54.36	2,551.33	33.92	6,766.43	28.40	2,262.16
1,528.96	33.31	3,421.30	63.56	3,194.48	54.28	2,547.57	34.05	6,792.36	28.42	2,263.76
1,534.20	33.31	3,421.30	64.28	3,230.67	54.70	2,572.93	33.86	6,754.46	28.95	2,305.97
1,564.06	33.77	3,468.55	64.21	3,227.15	54.74	2,574.81	34.08	6,798.35	28.89	2,301.19
1,537.03	33.34	3,424.38	63.28	3,180.41	53.97	2,538.59	33.81	6,744.49	28.45	2,266.15
1,509.59	33.22	3,412.06	62.84	3,158.29	54.03	2,541.41	32.73	6,529.04	28.32	2,255.79
1,526.13	33.05	3,394.59	62.62	3,147.24	54.19	2,548.94	32.51	6,485.16	28.55	2,274.11
1,489.81	32.60	3,348.37	60.79	3,055.26	53.46	2,514.60	31.80	6,343.66	27.95	2,226.32
1,492.64	32.63	3,351.46	61.60	3,095.97	54.14	2,546.59	32.42	6,467.34	28.13	2,240.66
1,478.92	32.54	3,342.21	61.02	3,066.82	53.50	2,516.48	31.72	6,327.70	27.85	2,218.35
1,483.76	32.83	3,372.00	61.46	3,088.94	53.61	2,521.66	32.22	6,427.44	28.30	2,254.20
1,436.95	31.85	3,271.34	59.96	3,013.55	51.71	2,432.29	31.66	6,315.73	27.34	2,177.73
1,453.50	32.01	3,287.77	60.33	3,032.14	52.06	2,448.75	31.67	6,317.72	27.48	2,188.88
1,448.65	31.99	3,285.72	60.35	3,033.15	51.76	2,434.64	31.38	6,259.87	27.41	2,183.31
1,442.20	32.01	3,287.77	59.91	3,011.03	50.97	2,397.48	31.19	6,221.97	27.37	2,180.12
1,478.51	32.53	3,341.18	61.13	3,072.35	52.30	2,460.04	31.49	6,281.81	28.11	2,239.06
1,460.76	32.16	3,303.18	60.15	3,023.10	51.94	2,443.11	31.24	6,231.94	27.64	2,201.63
1,481.74	32.75	3,363.78	61.48	3,089.94	52.15	2,452.98	31.50	6,283.81	28.18	2,244.64
1,491.43	32.92	3,381.24	61.40	3,085.92	52.34	2,461.92	31.43	6,269.85	28.11	2,239.06
1,541.87	33.57	3,448.00	62.55	3,143.72	53.66	2,524.01	32.29	6,441.40	28.97	2,307.57
1,533.39	32.92	3,381.24	62.22	3,127.13	53.47	2,515.07	31.76	6,335.68	28.57	2,275.70
1,551.15	32.93	3,537.04	62.86	3,159.30	54.57	2,566.81	32.45	6,473.32	28.73	2,288.45
1,543.08	33.03	3,547.96	62.69	3,150.76	54.71	2,573.40	32.29	6,441.40	28.70	2,286.06
1,550.75	32.79	3,522.18	62.26	3,129.14	54.32	2,555.05	31.91	6,365.60	28.56	2,274.91
1,524.92	32.33	3,472.77	61.34	3,082.90	53.48	2,515.54	31.50	6,283.81	28.45	2,266.15
1,512.01	32.14	3,452.36	61.02	3,072.23	52.86	2,486.38	31.31	6,245.91	27.98	2,228.71
1,513.22	32.34	3,473.84	61.27	3,084.82	52.92	2,489.20	31.52	6,287.80	28.05	2,234.28
1,527.14	32.33	3,472.77	62.23	3,133.15	53.49	2,516.01	31.85	6,353.63	28.47	2,267.74
1,560.77	32.12	3,450.25	62.87	3,165.34	53.79	2,530.18	31.61	6,308.54	29.20	2,325.89
1,566.43	32.02	3,439.51	63.29	3,186.48	53.87	2,533.94	31.83	6,352.44	29.40	2,341.82
1,559.15	31.93	3,429.85	63.16	3,179.94	53.89	2,534.88	32.01	6,388.37	29.37	2,339.43
1,571.68	32.00	3,437.36	63.96	3,220.22	54.19	2,548.99	32.34	6,454.23	29.62	2,359.34
1,552.69	31.67	3,401.92	62.84	3,163.83	53.58	2,520.30	31.91	6,368.41	29.08	2,316.33
1,558.75	31.62	3,396.55	62.48	3,145.70	53.24	2,504.31	31.62	6,310.53	28.65	2,282.08
1,530.07	31.42	3,375.06	61.87	3,114.99	52.86	2,486.43	31.62	6,310.53	28.13	2,240.66
1,544.61	31.74	3,409.44	62.80	3,161.81	53.20	2,502.42	32.07	6,400.34	28.59	2,277.30
1,526.03	31.51	3,384.73	61.98	3,120.53	52.86	2,486.43	31.95	6,376.39	27.89	2,221.54
1,528.46	31.75	3,410.51	62.29	3,136.14	53.11	2,498.19	32.21	6,428.28	28.09	2,237.47
1,527.24	31.73	3,408.36	62.33	3,138.15	52.93	2,489.72	32.48	6,482.17	27.85	2,218.35
1,524.42	31.88	3,424.47	62.09	3,126.07	52.68	2,477.96	32.21	6,428.28	27.59	2,197.64
1,522.80	31.58	3,392.25	61.89	3,116.00	52.36	2,462.99	32.67	6,520.09	27.63	2,200.83
1,547.04	31.96	3,433.07	62.84	3,163.83	53.28	2,506.27	32.86	6,558.00	27.83	2,216.76
1,531.69	31.63	3,397.62	62.28	3,135.63	52.88	2,487.45	32.41	6,468.20	27.45	2,186.49
1,537.34	31.80	3,415.88	62.22	3,132.61	52.73	2,480.39	32.32	6,450.23	27.89	2,221.54
1,546.63	32.22	3,461.00	62.36	3,139.66	52.72	2,479.92	32.43	6,472.19	28.21	2,247.03
1,558.75	32.36	3,476.03	62.69	3,156.27	53.12	2,498.74	32.45	6,476.18	28.57	2,275.70
1,535.73	32.08	3,445.96	61.74	3,108.44	53.06	2,495.92	32.06	6,398.34	28.09	2,237.47
1,562.79	32.51	3,492.15	62.55	3,149.23	53.52	2,517.55	32.42	6,470.19	28.49	2,269.33
1,544.21	32.26	3,465.29	61.84	3,113.48	53.04	2,494.98	32.81	6,548.03	28.21	2,247.03
1,503.00	31.30	3,362.17	60.33	3,037.45	52.09	2,450.29	32.68	6,522.08	27.78	2,212.78
1,505.02	31.44	3,377.21	59.86	3,013.79	51.76	2,434.77	32.37	6,460.21	27.68	2,204.81
1,523.19	31.62	3,396.55	60.88	3,065.15	52.30	2,460.17	32.60	6,506.11	27.94	2,225.52
1,486.03	31.19	3,350.36	59.35	2,988.11	51.36	2,415.95	32.01	6,388.37	26.98	2,149.05
1,443.62	31.10	3,340.69	59.24	2,982.58	51.40	2,417.83	32.00	6,386.37	26.74	2,129.94
1,437.97	30.67	3,294.50	59.13	2,977.04	51.32	2,414.07	31.96	6,378.39	26.73	2,129.14
1,435.14	30.87	3,315.98	59.12	2,976.53	51.39	2,417.36	31.96	6,378.39	26.84	2,137.90
1,421.00	30.66	3,293.42	58.96	2,968.48	51.07	2,402.31	31.82	6,350.45	26.89	2,141.89
1,408.48	30.85	3,313.83	58.76	2,958.41	51.11	2,404.19	31.24	6,234.69	26.94	2,145.87
1,406.06	30.59	3,285.91	58.33	2,93						

Docket No. EL18-  
Volume 4A  
Section 6

1,471.49	30.89	3,318.13	59.76	3,008.76	52.67	2,477.57	31.45	6,276.60	26.57	2,116.40
1,469.88	30.91	3,320.28	59.85	3,013.29	52.56	2,472.40	31.53	6,292.57	26.75	2,130.73
1,469.07	30.54	3,280.53	59.47	2,994.16	52.02	2,447.00	31.50	6,286.58	26.59	2,117.99
1,477.15	30.82	3,310.61	59.33	2,987.11	52.03	2,447.47	31.30	6,246.67	26.46	2,107.63
1,460.59	30.88	3,317.06	58.48	2,944.31	51.13	2,405.13	30.55	6,096.99	25.89	2,062.23
1,444.83	30.80	3,308.46	57.89	2,914.61	50.56	2,378.32	30.31	6,049.09	25.62	2,040.73
1,434.74	30.67	3,294.50	57.39	2,889.43	50.46	2,373.61	29.96	5,979.24	25.74	2,050.28
1,408.48	30.90	3,319.21	56.51	2,845.13	49.58	2,332.22	30.04	5,995.21	25.32	2,016.83
1,394.75	30.67	3,294.50	56.55	2,847.14	49.59	2,332.69	29.77	5,941.32	25.22	2,008.86
1,376.57	30.48	3,274.09	55.77	2,807.87	49.41	2,324.22	29.15	5,817.58	24.88	1,981.78
1,392.32	30.32	3,256.90	56.41	2,840.09	51.56	2,425.36	29.25	5,837.54	24.94	1,986.56
1,399.59	30.81	3,309.54	56.94	2,866.78	51.00	2,399.02	29.45	5,877.46	25.09	1,998.51
1,382.23	30.47	3,273.02	56.04	2,821.46	49.89	2,346.80	29.15	5,817.58	24.82	1,977.00
1,373.34	30.32	3,256.90	56.06	2,822.47	49.51	2,328.93	28.96	5,779.67	24.81	1,976.21
1,389.50	30.43	3,268.72	56.51	2,845.13	49.62	2,334.10	29.11	5,809.60	25.08	1,997.71
1,413.73	30.57	3,283.76	56.82	2,860.74	50.32	2,367.03	29.30	5,847.52	25.20	2,007.27
1,427.06	30.95	3,324.60	58.00	2,920.15	50.94	2,396.19	29.50	5,887.44	25.67	2,044.71
1,416.96	30.92	3,321.37	57.45	2,892.45	50.82	2,381.14	29.28	5,843.53	25.44	2,026.39
1,414.54	30.72	3,299.89	57.33	2,886.41	50.32	2,367.03	29.45	5,877.46	25.41	2,024.00
1,414.14	30.33	3,258.00	56.68	2,853.69	49.87	2,345.86	29.24	5,835.55	25.23	2,009.66
1,414.54	30.10	3,233.29	56.53	2,846.14	49.63	2,334.57	29.08	5,803.61	25.17	2,004.88
1,410.90	29.78	3,198.92	56.26	2,832.54	49.47	2,327.04	28.65	5,717.80	24.74	1,970.63
1,425.04	30.03	3,225.77	56.78	2,858.72	49.59	2,332.69	28.95	5,777.67	25.00	1,991.34
1,413.73	29.70	3,190.32	56.41	2,840.09	49.03	2,306.35	28.69	5,725.78	24.67	1,965.05
1,401.16	29.73	3,194.39	56.14	2,826.17	48.75	2,294.28	28.57	5,705.01	24.60	1,959.48
1,409.25	29.80	3,201.91	56.59	2,848.82	48.98	2,305.11	28.68	5,726.97	24.74	1,970.63
1,441.99	30.16	3,240.59	57.34	2,886.58	50.06	2,355.93	29.25	5,840.79	25.22	2,008.86
1,444.82	30.20	3,244.89	57.83	2,911.24	50.47	2,375.23	29.12	5,814.83	25.41	2,024.00
1,465.84	30.81	3,310.43	59.21	2,980.71	51.58	2,427.47	29.60	5,910.68	25.91	2,063.83
1,454.52	30.69	3,297.53	58.94	2,967.12	51.22	2,410.53	28.99	5,788.87	25.69	2,046.30
1,446.44	30.36	3,262.08	57.55	2,897.15	50.38	2,370.99	28.65	5,720.98	25.25	2,011.25
1,473.52	30.45	3,271.75	58.07	2,923.33	50.66	2,384.17	28.76	5,742.95	25.47	2,028.78
1,467.46	30.75	3,303.98	58.14	2,926.85	50.81	2,391.23	28.85	5,760.92	25.74	2,050.28
1,458.97	30.71	3,299.68	57.99	2,919.30	50.57	2,379.94	28.73	5,736.95	25.81	2,055.86
1,456.95	30.86	3,315.80	58.20	2,929.87	50.53	2,378.05	28.92	5,774.89	25.71	2,047.89
1,481.61	31.18	3,350.18	59.00	2,970.14	51.54	2,425.59	29.28	5,846.78	26.24	2,090.11
1,458.57	30.95	3,325.47	58.50	2,944.97	50.99	2,399.77	28.62	5,714.99	26.02	2,072.59
1,439.16	30.91	3,321.17	58.13	2,926.35	50.72	2,387.06	28.41	5,673.06	25.82	2,056.66
1,422.59	29.88	3,210.50	57.88	2,913.76	50.51	2,377.18	28.10	5,611.15	25.30	2,015.24
1,414.91	28.80	3,094.46	58.63	2,951.52	50.67	2,384.71	28.09	5,609.16	25.41	2,024.00
1,405.61	29.05	3,121.32	58.13	2,926.35	50.55	2,379.06	27.81	5,553.24	25.19	2,006.47
1,403.59	28.80	3,094.46	58.08	2,923.83	51.44	2,420.95	27.83	5,557.24	25.21	2,008.07
1,429.05	29.06	3,122.40	59.18	2,979.20	52.57	2,474.13	28.39	5,669.06	25.70	2,047.10
1,439.57	29.47	3,166.45	59.68	3,004.37	52.69	2,479.78	28.81	5,752.93	25.80	2,055.06
1,441.18	29.68	3,189.01	60.46	3,043.64	53.05	2,496.72	29.10	5,810.84	26.00	2,070.99
1,456.14	29.80	3,201.91	61.32	3,086.93	53.40	2,513.19	29.45	5,880.73	26.08	2,077.37
1,472.67	29.95	3,218.33	62.11	3,126.70	53.84	2,533.90	29.76	5,942.63	26.38	2,101.26
1,474.28	30.22	3,247.34	61.75	3,108.58	53.99	2,540.96	29.73	5,936.64	26.55	2,114.80
1,452.86	30.19	3,244.12	60.61	3,051.19	53.25	2,506.14	29.35	5,860.76	26.07	2,076.57
1,469.43	30.72	3,301.07	60.98	3,069.82	53.79	2,531.55	29.50	5,890.71	26.20	2,086.92
1,467.01	30.85	3,315.04	61.02	3,071.83	53.85	2,534.37	29.43	5,876.73	26.47	2,108.43
1,480.35	30.99	3,330.08	61.90	3,116.13	54.50	2,564.96	29.94	5,978.57	26.85	2,138.70
1,471.45	30.74	3,303.22	61.92	3,117.14	54.31	2,556.02	30.27	6,044.47	26.75	2,130.73
1,490.05	30.62	3,290.32	62.46	3,144.32	54.70	2,574.38	30.38	6,066.44	26.98	2,149.05
1,505.01	30.84	3,313.96	63.07	3,175.03	55.42	2,608.26	30.80	6,150.30	27.41	2,183.31
1,508.24	31.14	3,346.20	63.33	3,188.12	55.42	2,608.26	30.70	6,130.33	27.42	2,184.10
1,528.86	30.60	3,288.17	63.69	3,206.24	56.14	2,642.15	31.01	6,192.24	27.75	2,210.39
1,537.34	30.87	3,317.19	64.37	3,240.48	56.32	2,650.62	31.45	6,280.10	28.08	2,236.67
1,526.03	30.63	3,291.40	63.89	3,216.31	55.73	2,622.85	31.07	6,204.22	27.71	2,207.20
1,525.62	30.51	3,278.50	63.96	3,219.84	55.54	2,613.91	30.95	6,180.26	27.75	2,210.39
1,526.43	29.91	3,214.03	63.71	3,207.25	55.27	2,601.20	30.45	6,080.41	27.56	2,195.25
1,507.83	29.56	3,176.42	63.17	3,180.07	54.73	2,575.79	29.92	5,974.58	27.17	2,164.19
1,447.60	28.91	3,106.57	60.58	3,049.68	53.17	2,502.37	28.45	5,681.04	25.88	2,061.44
1,403.14	28.60	3,073.26	58.84	2,962.09	51.49	2,423.30	27.45	5,481.36	25.24	2,010.46
1,422.54	29.00	3,116.24	59.80	3,010.42	52.33	2,462.84	27.63	5,517.30	25.62	2,040.73
1,439.52	28.92	3,107.65	60.47	3,044.14	52.50	2,470.84	28.54	5,699.01	25.96	2,067.81
1,454.88	28.69	3,082.93	60.19	3,030.05	52.33	2,462.84	28.43	5,677.05	25.97	2,068.60
1,431.03	28.27	3,037.80	59.37	2,988.77	51.84	2,430.36	28.04	5,599.17	25.61	2,039.93
1,392.62	27.31	2,934.64	57.61	2,900.17	50.33	2,368.71	27.19	5,429.44	24.96	1,988.15
1,388.99	27.30	2,933.57	57.78	2,908.73	50.15	2,360.24	26.78	5,347.57	24.99	1,990.54
1,397.07	27.25	2,928.19	58.05	2,922.32	50.39	2,371.53	27.20	5,431.44	25.19	2,006.47
1,382.52	27.23	2,926.04	57.60	2,899.66	50.00	2,353.18	26.70	5,331.59	24.80	1,975.41
1,417.69	27.79	2,986.22	58.79	2,959.57	50.76	2,388.95	27.31	5,453.40	25.37	2,020.81
1,401.11	27.88	2,995.89	58.28	2,933.90	50.26	2,365.42	26.90	5,371.53	25.16	2,004.09
1,389.39	27.49	2,953.98	57.99	2,919.30	49.31	2,320.70	26.69	5,329.60	24.98	1,989.75
1,403.54	27.66	2,972.25	58.70	2,955.04	49.72	2,340.00	26.91	5,373.53	25.41	2,024.00
1,382.11	27.43	2,947.54	59.00	2,970.14	49.88	2,347.53	26.85	5,361.55	25.56	2,035.95
1,401.92	27.80	2,987.29	58.75	2,957.56	50.01	2,353.65	27.07	5,405.48	25.56	2,035.95
1,413.24	28.19	3,029.20	60.01	3,020.99	50.40	2,372.00	27.50	5,491.34	25.72	2,048.69
1,441.13	28.32	3,043.17	60.75	3,058.24	51.09	2,404.48	27.64	5,519.30	26.12	2,080.55
1,431.43	27.59	2,964.73	61.35	3,088.44	50.80	2,390.83	27.22	5,435.43	26.03	2,073.38
1,447.60	27.69	2,975.47	61.42	3,091.97	51.40	2,419.07	27.34	5,459.39	26.21	2,087.72
1,434.26	27.62	2,967.95	61.23	3,082.40	51.08	2,404.01	26.80	5,351.56	26.00	2,070.99
1,435.88	27.75	2,981.92	61.70	3,106.06	51.23	2,411.07	26.77	5,345.57	26.25	2,090.91
1,459.73	27.66	2,972.25	63.25	3,184.09	52.26	2,459.54	27.03	5,397.49	26.72	2,128.34
1,466.60	28.25	3,035.65	63.63	3,203.22	53.00	2,494.55	27.07	5,405.48	26.92	2,144.28
1,477.52	28.35	3,046.40	63.62	3,202.72	53.25	2,506.31	26.73	5,337.58	27.24	2,169.76
1,474.69	28.55	3,067.89	63.71	3,207.25	53.14	2,559.59	26.54	5,299.64	27.65	2,202.42
1,488.51	28.69	3,082.99	64.71	3,257.55	53.83	2,533.67	27.36	5,463.86	28.05	2,234.28
1,466.68	28.15	3,024.96	63.77	3,210.23	53.73	2,528.96	27.06	5,403.95	27.47	2,188.09
1,484.06	28.59	3,072.24	64.63	3,253.52	54.20	2,551.08	27.73	5,537.75	27.73	2,208.79
1,506.70	29.26	3,144.24	65.15	3,279.70	54.66	2,572.73	28.02	5,595.67	28.11	2,239.06
1,488.11	29.04	3,120.60	64.58	3,25						



Docket No. EL18-  
Volume 4A  
Section 6

1,550.36	29.64	3,185.07	68.77	3,461.93	56.36	2,714.75	28.88	5,767.41	28.47	2,267.74
1,570.17	29.58	3,178.63	69.00	3,473.51	56.86	2,738.83	28.92	5,775.40	28.53	2,272.52
1,546.32	29.24	3,142.09	69.05	3,476.02	56.27	2,710.41	28.82	5,755.43	28.47	2,267.74
1,575.02	29.52	3,172.18	70.00	3,523.85	55.99	2,696.92	29.24	5,839.30	28.76	2,290.84
1,554.81	29.26	3,144.24	68.93	3,469.98	55.72	2,683.92	28.79	5,749.44	28.20	2,246.23
1,554.00	29.05	3,121.67	69.89	3,518.31	55.89	2,692.11	28.71	5,733.46	28.67	2,283.67
1,564.51	29.04	3,120.60	69.71	3,509.25	55.63	2,679.58	28.41	5,673.55	28.74	2,289.25
1,568.55	29.40	3,159.28	68.12	3,429.21	54.97	2,647.79	28.43	5,677.54	28.40	2,262.16
1,548.75	29.07	3,123.82	66.44	3,344.64	54.11	2,606.37	28.48	5,687.53	27.62	2,200.03
1,563.30	29.26	3,144.24	66.85	3,365.27	54.19	2,610.22	28.51	5,693.52	28.12	2,239.86
1,570.58	29.12	3,129.20	67.04	3,374.84	53.93	2,597.70	28.20	5,631.61	27.96	2,227.12
1,584.32	29.27	3,145.31	66.75	3,360.24	54.50	2,625.15	28.41	5,673.55	28.09	2,237.47
1,604.13	29.30	3,148.54	66.94	3,369.81	54.84	2,641.53	28.41	5,673.55	28.37	2,259.77
1,614.24	29.27	3,145.31	67.16	3,380.88	54.55	2,627.56	27.48	5,487.83	28.17	2,243.84
1,570.17	28.24	3,034.63	65.11	3,277.68	52.40	2,524.00	26.07	5,206.25	26.89	2,141.89
1,585.53	28.13	3,022.81	65.61	3,302.85	52.94	2,550.01	26.13	5,218.23	27.32	2,176.14
1,612.62	28.59	3,072.24	66.17	3,331.04	53.83	2,592.88	26.41	5,274.14	28.02	2,231.89
1,617.47	28.92	3,107.70	67.15	3,380.38	54.42	2,621.30	26.61	5,314.09	28.45	2,266.15
1,587.96	28.80	3,094.81	65.89	3,316.95	53.03	2,554.35	26.11	5,214.23	27.86	2,219.15
1,572.60	28.84	3,099.11	65.08	3,276.17	52.65	2,536.04	25.78	5,148.33	27.76	2,211.18
1,592.81	29.12	3,129.20	66.28	3,336.58	53.63	2,583.25	26.56	5,304.10	28.14	2,241.45
1,556.43	28.59	3,072.24	64.93	3,268.62	52.73	2,539.90	25.89	5,170.30	27.92	2,223.93
1,571.79	28.72	3,086.21	65.48	3,296.31	52.94	2,550.01	26.03	5,198.26	28.39	2,261.37
1,593.62	28.25	3,035.71	66.93	3,369.30	53.50	2,576.99	26.28	5,248.18	28.71	2,286.86
1,565.32	28.31	3,042.15	67.39	3,392.46	53.99	2,600.59	26.06	5,204.25	28.94	2,305.18
1,558.45	28.40	3,051.83	66.71	3,358.23	54.07	2,604.44	25.91	5,174.29	28.70	2,286.06
1,562.89	28.16	3,026.04	66.77	3,361.25	54.12	2,606.85	25.78	5,148.33	28.64	2,281.28
1,554.81	27.92	3,000.25	66.82	3,363.76	54.13	2,607.33	25.87	5,166.31	28.59	2,277.30
1,548.75	28.40	3,051.83	67.39	3,392.46	54.35	2,617.93	25.94	5,180.28	28.67	2,283.67
1,562.49	28.58	3,071.17	68.04	3,425.18	54.53	2,626.60	26.11	5,214.23	29.00	2,309.96
1,553.19	28.72	3,086.21	68.22	3,434.24	54.77	2,638.16	25.94	5,180.28	29.33	2,336.24
1,520.04	28.12	3,021.74	67.81	3,413.60	54.10	2,605.89	25.11	5,014.53	28.85	2,298.01
1,488.11	27.77	2,984.13	67.00	3,372.83	53.41	2,572.65	24.57	4,906.69	28.44	2,265.35
1,495.79	28.10	3,019.59	68.33	3,439.78	54.60	2,629.97	24.75	4,942.64	28.96	2,306.77
1,511.55	28.49	3,061.50	68.66	3,456.39	55.05	2,651.65	24.76	4,944.64	29.05	2,313.94
1,507.51	28.40	3,051.83	68.58	3,452.36	54.51	2,625.64	24.62	4,916.68	28.97	2,307.57
1,505.08	28.49	3,061.50	67.79	3,412.60	54.35	2,617.93	24.75	4,942.64	28.67	2,283.67
1,466.68	28.43	3,055.05	66.35	3,340.10	53.25	2,564.94	24.37	4,866.75	28.31	2,254.99
1,456.57	28.02	3,010.99	66.15	3,330.04	52.68	2,537.49	24.89	4,970.60	28.47	2,267.74
1,468.30	27.89	2,997.02	66.83	3,364.27	52.80	2,543.27	24.75	4,942.64	28.48	2,268.54
1,479.21	28.31	3,042.15	67.55	3,400.51	53.49	2,576.50	24.90	4,972.59	28.94	2,305.18
1,507.11	29.11	3,128.12	68.97	3,472.00	54.88	2,643.46	25.48	5,088.42	29.56	2,354.56
1,518.02	29.01	3,117.38	69.01	3,474.01	54.89	2,643.94	25.52	5,096.41	29.64	2,360.93
1,513.98	28.48	3,060.42	68.45	3,445.82	54.23	2,612.15	25.47	5,086.42	29.54	2,352.97
1,513.17	28.37	3,048.60	67.48	3,396.99	53.46	2,575.06	25.96	5,184.28	29.71	2,366.51
1,543.09	28.39	3,050.75	68.00	3,423.17	54.01	2,601.55	26.37	5,266.16	29.94	2,384.83
1,566.94	28.51	3,063.65	68.82	3,464.45	54.61	2,630.45	26.83	5,358.02	30.58	2,435.81
1,566.13	28.64	3,077.62	68.81	3,463.94	54.52	2,626.12	26.70	5,332.06	30.67	2,442.98
1,578.26	28.78	3,092.66	69.55	3,501.19	54.91	2,644.90	26.78	5,348.03	30.86	2,458.11
1,586.34	29.09	3,125.97	69.67	3,507.24	55.30	2,663.69	26.81	5,354.03	31.12	2,478.82
1,586.75	29.16	3,133.49	69.50	3,498.68	55.21	2,659.35	26.66	5,324.07	31.09	2,476.43
1,557.09	28.95	3,110.98	68.00	3,423.18	54.25	2,613.34	26.29	5,250.11	30.57	2,435.01
1,533.23	28.85	3,100.23	67.29	3,387.43	53.25	2,565.17	26.49	5,290.05	30.17	2,403.15
1,551.42	28.78	3,092.71	67.41	3,393.48	53.93	2,597.92	26.25	5,242.13	30.57	2,435.01
1,565.58	28.95	3,110.98	67.52	3,399.01	54.18	2,609.97	25.75	5,142.28	30.69	2,444.57
1,542.53	28.61	3,074.44	67.52	3,399.01	53.50	2,577.21	25.23	5,038.43	30.75	2,449.35
1,545.76	28.78	3,092.71	67.28	3,386.93	52.81	2,543.97	25.51	5,094.35	30.79	2,452.54
1,560.73	28.90	3,105.61	67.96	3,421.16	53.31	2,568.06	25.43	5,078.37	30.93	2,463.69
1,554.66	28.45	3,057.25	67.33	3,389.45	53.50	2,577.21	25.06	5,004.48	30.43	2,423.86
1,558.70	27.74	2,980.95	66.81	3,363.27	53.69	2,586.36	24.58	4,908.63	30.05	2,393.59
1,584.59	28.41	3,052.95	67.68	3,407.07	54.55	2,627.79	25.13	5,018.46	30.66	2,442.18
1,554.66	28.00	3,008.89	66.49	3,347.16	53.73	2,588.29	25.01	4,994.50	30.20	2,405.54
1,565.18	28.51	3,063.70	67.59	3,402.54	54.57	2,628.75	24.79	4,950.56	30.55	2,433.42
1,536.06	28.13	3,022.86	66.50	3,347.67	53.20	2,562.76	24.02	4,796.79	30.09	2,396.78
1,508.96	27.90	2,998.15	65.73	3,308.90	52.47	2,527.59	23.86	4,764.84	29.35	2,337.83
1,561.13	28.49	3,061.55	67.47	3,396.50	53.56	2,580.10	24.78	4,948.57	30.12	2,399.17
1,527.97	27.95	3,003.52	66.14	3,329.54	52.85	2,545.90	24.54	4,900.64	29.64	2,360.93
1,548.59	27.94	3,002.44	66.92	3,368.81	53.24	2,564.69	25.09	5,010.47	30.05	2,393.59
1,544.55	28.02	3,011.04	66.86	3,365.79	53.43	2,573.84	24.84	4,960.55	30.14	2,400.76
1,595.10	28.55	3,067.99	68.46	3,446.33	54.39	2,620.08	25.18	5,028.45	30.78	2,451.74
1,655.37	29.92	3,215.22	69.59	3,503.22	55.84	2,689.93	26.23	5,238.20	31.41	2,501.92
1,722.15	30.09	3,233.48	69.64	3,505.74	56.18	2,706.31	26.69	5,330.07	31.56	2,513.87
1,731.46	30.15	3,239.93	69.75	3,511.27	56.52	2,722.69	26.63	5,318.08	31.79	2,532.19
1,726.20	30.60	3,288.29	69.87	3,517.31	57.53	2,771.34	27.28	5,447.89	31.96	2,545.73
1,690.17	30.10	3,234.56	69.42	3,494.66	57.39	2,764.60	27.25	5,441.90	31.79	2,532.19
1,671.54	29.90	3,213.07	69.35	3,491.14	57.41	2,765.93	26.93	5,378.00	32.14	2,560.07
1,665.47	29.77	3,199.10	69.68	3,507.75	58.08	2,798.21	26.55	5,302.11	32.23	2,567.24
1,668.71	29.68	3,189.42	70.48	3,548.02	58.19	2,803.51	26.28	5,248.19	32.30	2,572.81
1,650.90	29.52	3,172.23	70.25	3,536.44	58.16	2,802.07	26.24	5,240.20	32.16	2,561.66
1,624.18	28.85	3,100.23	70.28	3,537.95	57.19	2,755.33	25.75	5,142.35	31.91	2,541.75
1,631.87	29.60	3,185.69	69.59	3,500.21	57.00	2,746.18	25.91	5,174.30	31.71	2,525.82
1,626.20	29.58	3,183.54	69.84	3,512.78	57.78	2,783.76	26.21	5,234.21	31.86	2,537.76
1,621.75	29.30	3,153.40	69.61	3,501.21	57.22	2,756.78	26.23	5,238.20	31.55	2,513.07
1,656.16	29.56	3,181.39	71.32	3,587.22	58.19	2,803.51	26.82	5,356.03	32.36	2,577.59
1,648.06	29.91	3,219.06	71.78	3,610.36	58.53	2,819.89	26.45	5,282.11	32.24	2,568.03
1,650.09	30.07	3,236.28	72.19	3,630.98	59.08	2,847.38	26.80	5,352.01	32.63	2,599.10
1,651.30	30.00	3,228.74	72.16	3,629.47	59.29	2,857.50	26.53	5,298.09	32.68	2,603.08
1,731.05	30.10	3,239.50	73.02	3,672.73	59.94	2,888.83	26.73	5,338.03	32.93	2,622.99
1,696.24	29.92	3,220.51	73.44	3,693.85	60.40	2,911.00	26.96	5,383.96	33.26	2,649.28
1,641.59	29.15	3,137.63	71.29	3,585.71	59.08	2,847.38	25.07	5,006.53	31.82	2,534.58
1,653.73	29.36	3,160.24	70.96	3,569.12	59.37	2,861.35	24.88	4,968.58	31.92	2,542.54
1,631.46	29.52	3,177.46	70.51	3,546.48	59.46	2,865.69	25.28	5,048.46	32.06	2,553.70
1,650.09	29.67	3,193.60	71.15	3,57						

Docket No. EL18-  
Volume 4A  
Section 6

1,736.32	31.21	3,359.37	73.55	3,699.39	60.08	2,895.57	27.47	5,485.81	33.37	2,658.04
1,744.01	31.56	3,397.04	73.75	3,709.45	60.53	2,917.26	27.74	5,539.73	33.48	2,666.80
1,784.49	31.81	3,423.95	74.15	3,729.57	60.92	2,936.06	28.30	5,651.56	33.75	2,688.31
1,788.94	32.42	3,489.61	73.29	3,686.31	60.45	2,913.40	28.16	5,623.60	33.48	2,666.80
1,785.30	32.38	3,485.30	74.17	3,730.57	60.65	2,923.04	28.17	5,625.60	33.35	2,656.45
1,779.23	32.30	3,476.69	74.03	3,723.53	60.49	2,915.33	27.93	5,577.67	33.12	2,638.13
1,780.44	31.89	3,432.56	74.03	3,723.53	60.43	2,912.44	28.09	5,609.63	33.26	2,649.28
1,811.21	32.36	3,483.15	74.11	3,727.55	60.85	2,932.68	28.09	5,609.63	33.30	2,652.47
1,801.49	32.06	3,450.86	74.00	3,731.08	60.76	2,928.35	28.13	5,617.61	33.29	2,651.67
1,863.84	32.64	3,513.29	74.83	3,772.93	61.79	2,977.99	28.65	5,721.46	33.86	2,697.07
1,854.53	32.30	3,476.69	74.65	3,763.85	61.45	2,961.60	28.59	5,709.48	33.71	2,685.12
1,857.44	32.40	3,495.18	74.59	3,760.49	61.75	2,982.95	28.63	5,717.46	33.72	2,685.92
1,882.54	32.84	3,542.64	74.79	3,770.57	62.05	2,997.44	28.95	5,781.37	33.77	2,689.90
1,872.83	32.90	3,549.11	74.49	3,755.45	62.44	3,016.28	28.72	5,735.44	33.56	2,673.18
1,822.63	32.13	3,466.05	72.62	3,661.17	60.89	2,941.41	28.14	5,619.61	32.68	2,603.08
1,816.96	31.66	3,415.35	72.35	3,647.56	60.62	2,928.36	27.76	5,543.72	32.40	2,580.78
1,814.12	31.73	3,422.90	72.82	3,671.25	60.88	2,940.92	27.65	5,521.76	32.45	2,584.76
1,823.44	32.02	3,454.18	73.09	3,684.86	61.11	2,952.03	28.22	5,635.59	32.79	2,611.84
1,823.84	31.78	3,428.29	73.01	3,680.83	60.74	2,934.16	27.81	5,553.71	32.52	2,590.34
1,839.23	32.07	3,459.58	73.48	3,704.53	60.93	2,943.34	28.08	5,607.63	32.62	2,598.30
1,821.01	32.19	3,472.52	73.51	3,706.04	60.45	2,920.15	28.08	5,607.63	32.35	2,576.79
1,817.36	32.14	3,467.13	73.33	3,696.96	60.23	2,909.52	28.00	5,591.65	32.31	2,573.61
1,825.87	32.70	3,527.54	74.00	3,730.74	60.48	2,921.60	28.34	5,659.55	32.53	2,591.13
1,831.53	32.77	3,535.09	74.08	3,734.77	60.94	2,943.82	28.40	5,671.53	32.67	2,602.28
1,838.42	32.69	3,526.46	74.00	3,730.74	60.74	2,934.16	28.69	5,729.45	32.48	2,587.15
1,801.57	32.10	3,462.81	72.82	3,671.25	58.01	2,802.28	28.17	5,625.60	31.74	2,528.21
1,771.62	31.71	3,420.74	71.14	3,586.55	56.41	2,724.99	27.30	5,451.86	30.63	2,439.79
1,793.88	31.99	3,450.95	71.08	3,583.53	56.48	2,728.37	27.67	5,525.75	30.85	2,457.31
1,790.24	31.92	3,443.39	71.77	3,618.32	56.36	2,722.58	27.90	5,571.68	30.96	2,466.08
1,793.07	32.24	3,477.92	71.76	3,617.81	56.28	2,718.71	28.35	5,661.55	30.91	2,462.09
1,811.70	32.56	3,512.44	72.71	3,665.71	56.65	2,736.59	29.06	5,803.34	31.39	2,500.33
1,814.93	32.42	3,497.80	72.80	3,670.24	56.84	2,745.76	29.35	5,861.25	31.36	2,497.94
1,825.87	32.69	3,526.93	72.73	3,666.71	56.84	2,745.76	29.59	5,909.18	31.68	2,523.43
1,841.23	32.82	3,540.96	73.41	3,701.00	57.45	2,775.23	29.79	5,949.12	32.28	2,571.22
1,857.42	32.74	3,532.33	72.77	3,668.73	57.77	2,790.69	29.34	5,859.25	32.40	2,580.78
1,869.97	33.16	3,577.64	73.79	3,720.15	58.79	2,839.96	29.92	5,975.08	32.88	2,619.01
1,844.87	33.01	3,561.46	73.36	3,698.48	58.29	2,815.81	30.28	6,046.97	32.67	2,602.28
1,844.47	32.91	3,550.67	72.97	3,678.81	58.01	2,802.28	29.94	5,979.07	32.66	2,601.49
1,858.23	33.67	3,632.67	73.91	3,726.20	58.17	2,810.01	30.09	6,009.03	32.86	2,617.42
1,843.66	33.73	3,639.14	73.95	3,728.22	58.26	2,814.36	30.52	6,094.90	32.91	2,621.40
1,843.25	33.77	3,643.45	73.58	3,709.57	58.20	2,811.46	30.79	6,148.82	33.06	2,633.35
1,844.06	33.98	3,666.11	73.91	3,726.20	58.43	2,822.57	30.99	6,188.76	33.27	2,650.08
1,837.18	33.80	3,646.69	73.91	3,726.20	58.30	2,816.29	30.79	6,148.82	33.01	2,629.37
1,836.37	33.36	3,599.22	73.94	3,727.72	58.23	2,812.91	30.76	6,142.83	32.94	2,623.79
1,781.31	32.86	3,545.27	71.56	3,607.73	56.74	2,740.93	30.76	6,142.83	32.06	2,553.70
1,739.61	32.29	3,483.78	70.17	3,537.65	55.88	2,699.39	29.85	5,961.10	31.46	2,505.90
1,740.83	32.20	3,474.07	71.07	3,583.02	56.46	2,727.41	30.34	6,058.95	31.93	2,543.34
1,739.21	32.30	3,484.86	70.93	3,575.97	56.52	2,730.31	30.56	6,102.89	31.90	2,540.95
1,725.85	32.41	3,496.72	70.56	3,557.31	55.92	2,701.32	30.21	6,032.99	31.58	2,515.46
1,754.59	32.85	3,544.20	71.75	3,617.31	56.96	2,751.56	30.45	6,080.92	32.24	2,568.03
1,745.28	32.67	3,524.78	71.32	3,595.63	56.71	2,739.48	30.31	6,052.96	31.87	2,538.56
1,782.52	32.53	3,509.67	72.31	3,645.54	57.38	2,771.85	30.49	6,088.91	32.25	2,568.83
1,805.60	32.59	3,516.14	72.89	3,674.78	57.57	2,781.03	30.30	6,050.97	32.43	2,583.17
1,808.03	32.83	3,542.04	73.21	3,690.91	57.96	2,799.87	30.19	6,029.00	32.84	2,615.83
1,821.39	32.64	3,521.54	73.51	3,706.04	58.31	2,816.77	30.45	6,080.92	33.00	2,628.57
1,822.20	32.94	3,553.91	73.87	3,724.19	58.57	2,829.33	30.63	6,116.87	33.24	2,647.69
1,854.18	33.31	3,593.83	74.23	3,742.34	59.35	2,867.01	30.96	6,182.77	33.85	2,696.28
1,854.99	33.15	3,576.56	73.99	3,730.24	59.41	2,869.91	31.29	6,248.67	33.85	2,696.28
1,865.52	33.03	3,563.62	74.00	3,730.74	59.23	2,861.22	31.19	6,228.70	33.79	2,691.50
1,880.50	33.19	3,580.88	74.46	3,753.93	59.84	2,890.68	31.16	6,222.71	34.27	2,729.73
1,893.05	33.48	3,612.17	74.98	3,780.15	60.58	2,926.43	31.48	6,286.61	34.57	2,753.63
1,874.42	33.42	3,605.69	75.38	3,800.31	60.65	2,929.81	30.94	6,178.78	34.44	2,743.27
1,862.68	33.46	3,610.01	74.96	3,779.14	60.49	2,922.08	31.02	6,194.75	34.29	2,731.32
1,874.83	33.77	3,643.45	75.50	3,806.36	61.02	2,947.69	30.80	6,150.82	34.43	2,742.47
1,848.51	33.71	3,636.98	74.64	3,763.01	60.60	2,927.40	30.68	6,126.85	33.99	2,707.43
1,847.70	33.78	3,644.53	75.10	3,786.20	61.08	2,950.58	30.93	6,176.78	33.91	2,701.05
1,850.54	33.95	3,662.87	75.00	3,781.16	61.28	2,960.25	31.02	6,194.75	33.67	2,681.94
1,846.49	33.89	3,656.40	75.02	3,782.17	61.07	2,950.10	30.99	6,188.76	33.62	2,677.95
1,842.85	33.74	3,640.22	75.26	3,794.27	61.39	2,965.56	31.15	6,220.71	33.70	2,684.33
1,829.89	33.76	3,642.38	74.46	3,753.93	60.70	2,932.23	30.79	6,148.82	33.36	2,657.24
1,851.35	34.22	3,692.01	75.27	3,794.77	60.93	2,943.34	31.24	6,238.69	33.63	2,678.75
1,854.18	34.15	3,684.45	75.61	3,811.91	61.40	2,966.04	31.46	6,282.62	33.73	2,686.72
1,872.80	34.10	3,679.06	77.09	3,886.53	61.98	2,994.06	31.07	6,204.74	34.18	2,722.56
1,877.66	34.40	3,711.43	78.13	3,938.96	61.93	2,991.65	31.55	6,300.59	34.22	2,725.75
1,874.83	34.48	3,720.06	79.10	3,987.86	62.10	2,999.86	32.04	6,398.45	34.41	2,740.88
1,915.42	32.79	3,547.45	81.35	4,100.27	63.07	3,046.98	32.75	6,540.24	35.44	2,822.92
1,926.36	32.21	3,484.71	81.44	4,104.81	62.80	3,033.94	32.61	6,512.28	35.24	2,806.99
1,942.98	33.11	3,582.07	81.87	4,126.48	63.33	3,059.54	32.56	6,502.30	35.90	2,859.57
1,926.77	33.08	3,578.83	81.87	4,126.48	63.03	3,045.05	32.33	6,456.37	36.05	2,871.51
1,882.60	32.01	3,463.07	80.54	4,059.45	61.23	2,958.09	31.81	6,352.52	35.17	2,801.42
1,892.32	32.34	3,498.77	81.31	4,098.26	61.68	2,979.83	32.26	6,442.39	35.28	2,810.18
1,892.32	32.42	3,507.42	81.30	4,097.75	62.24	3,006.88	32.39	6,468.35	35.10	2,795.84
1,874.50	32.10	3,472.80	80.89	4,077.09	61.12	2,952.77	32.13	6,416.43	34.53	2,750.44
1,897.59	32.15	3,478.21	81.37	4,101.28	61.52	2,972.10	32.10	6,410.44	34.70	2,763.98
1,925.15	32.20	3,483.62	80.57	4,060.96	61.07	2,950.36	32.06	6,402.45	34.13	2,718.58
1,925.55	32.48	3,513.92	80.49	4,056.93	61.23	2,958.10	32.06	6,402.45	34.26	2,728.93
1,906.10	30.10	3,256.43	80.26	4,045.33	61.24	2,958.58	32.12	6,414.43	34.07	2,713.80
1,905.70	30.53	3,302.95	80.39	4,051.89	61.20	2,956.65	32.00	6,390.46	34.11	2,716.99
1,906.51	30.33	3,281.31	79.89	4,026.69	61.03	2,948.43	32.00	6,390.46	33.78	2,690.70
1,912.59	30.73	3,324.59	80.42	4,053.40	61.29	2,960.99	31.96	6,382.48	34.00	2,708.22
1,953.11	31.38	3,394.91	81.59	4,112.37	62.30	3,009.79	32.67	6,524.27	34.40	2,740.08
1,948.65	31.20	3,375.44	81.35	4,100.27	61.59	2,975.49	32.21	6,432.40	34.37	2,737.70
1,930.82	31.18	3,373.27	80.86	4,07						

Docket No. EL18-  
Volume 4A  
Section 6

1,894.76	30.69	3,320.53	78.57	3,960.15	59.39	2,869.20	31.04	6,198.75	32.89	2,619.81
1,896.78	30.57	3,307.54	78.65	3,964.19	59.70	2,884.18	31.07	6,204.74	33.18	2,642.91
1,900.83	30.63	3,314.04	78.69	3,966.20	59.29	2,864.37	31.13	6,216.72	33.40	2,660.43
1,903.67	31.00	3,354.07	78.55	3,959.15	59.52	2,875.48	31.51	6,292.61	33.45	2,664.41
1,898.00	30.94	3,347.58	78.50	3,956.63	59.57	2,877.90	31.30	6,250.67	33.65	2,680.34
1,861.12	30.47	3,296.72	77.46	3,904.21	58.50	2,826.21	30.81	6,152.82	32.76	2,609.45
1,830.33	30.11	3,257.77	76.13	3,837.17	57.58	2,781.76	30.12	6,015.02	32.15	2,560.86
1,870.44	30.31	3,279.41	76.81	3,871.44	58.56	2,829.11	30.43	6,076.93	32.63	2,599.10
1,878.95	30.83	3,335.67	77.97	3,929.91	59.44	2,871.62	30.95	6,180.78	33.37	2,658.04
1,847.35	30.74	3,325.94	76.78	3,869.93	58.72	2,836.84	31.20	6,230.70	32.99	2,627.77
1,855.05	30.08	3,254.53	77.61	3,911.77	59.32	2,865.82	31.59	6,308.59	33.26	2,649.28
1,844.10	30.07	3,253.45	77.30	3,896.14	59.19	2,859.54	31.29	6,248.68	33.11	2,637.33
1,855.05	30.23	3,270.76	77.15	3,888.58	58.97	2,848.91	31.26	6,242.69	32.93	2,622.99
1,857.88	30.16	3,263.18	77.43	3,902.69	59.02	2,851.33	31.14	6,218.72	32.83	2,615.03
1,830.73	29.64	3,206.92	75.50	3,805.42	57.76	2,790.46	30.49	6,088.91	31.89	2,540.15
1,848.97	30.00	3,245.87	76.21	3,841.20	58.20	2,811.71	30.96	6,182.77	32.21	2,565.64
1,843.29	29.83	3,227.48	75.82	3,821.55	57.45	2,775.48	30.90	6,170.79	31.69	2,524.22
1,851.40	30.01	3,246.95	76.07	3,834.15	57.82	2,793.35	31.13	6,216.72	31.79	2,532.19
1,832.76	29.49	3,190.69	75.81	3,821.04	57.77	2,790.94	30.78	6,146.83	31.56	2,513.87
1,876.12	29.90	3,235.05	77.18	3,890.09	58.23	2,813.16	31.36	6,262.66	32.10	2,556.88
1,884.63	30.00	3,245.87	77.51	3,906.73	58.72	2,836.84	31.90	6,370.49	32.42	2,582.37
1,887.87	30.30	3,278.33	78.17	3,939.99	59.34	2,866.79	32.13	6,416.43	32.55	2,592.73
1,893.14	30.35	3,283.74	77.86	3,924.37	59.64	2,881.28	32.47	6,484.32	32.72	2,606.27
1,813.31	29.25	3,164.73	75.49	3,804.91	56.93	2,750.36	31.20	6,230.70	31.49	2,508.29
1,828.30	29.56	3,198.27	76.56	3,858.84	57.81	2,792.87	31.53	6,296.60	31.92	2,542.54
1,798.32	29.43	3,184.20	75.45	3,802.90	56.60	2,734.42	30.68	6,126.86	31.52	2,510.68
1,804.39	29.72	3,215.58	75.54	3,807.43	56.43	2,726.20	30.85	6,160.81	31.31	2,493.95
1,818.98	29.71	3,214.50	76.62	3,861.87	56.95	2,751.32	31.10	6,210.73	31.92	2,542.54
1,859.50	30.02	3,248.04	77.58	3,910.25	57.83	2,793.84	31.44	6,278.63	32.43	2,583.17
1,887.46	30.51	3,301.05	78.39	3,951.08	58.58	2,830.07	31.85	6,360.51	33.01	2,629.37
1,901.24	30.25	3,272.92	78.43	3,953.10	58.59	2,830.55	32.01	6,392.46	33.50	2,668.40
1,944.19	30.87	3,340.00	80.20	4,042.31	59.94	2,895.77	32.82	6,554.22	34.21	2,724.95
1,970.12	31.34	3,390.85	81.30	4,097.75	60.10	2,903.50	32.97	6,584.18	34.71	2,764.78
1,962.43	31.19	3,374.63	81.28	4,096.75	59.91	2,894.33	32.68	6,526.26	34.51	2,748.85
1,958.78	31.26	3,382.20	80.81	4,073.06	59.80	2,889.01	32.81	6,552.22	34.56	2,752.83
1,934.47	30.69	3,320.53	79.94	4,029.21	59.16	2,858.09	32.48	6,486.32	33.98	2,706.63
1,927.58	30.65	3,316.20	79.86	4,025.17	59.06	2,853.26	32.72	6,534.25	33.69	2,683.53
1,911.77	30.44	3,293.48	78.64	3,963.68	58.09	2,806.40	32.11	6,412.43	33.24	2,647.69
1,895.23	29.85	3,238.82	78.28	3,945.45	57.53	2,780.29	31.62	6,314.61	32.72	2,606.27
1,867.67	29.47	3,197.59	76.94	3,877.91	56.54	2,732.44	31.34	6,258.69	32.28	2,571.22
1,805.27	28.94	3,140.08	74.51	3,755.44	55.03	2,659.47	30.48	6,086.95	31.60	2,517.05
1,793.92	28.76	3,120.55	73.98	3,728.72	54.56	2,636.76	30.37	6,064.98	31.45	2,505.11
1,782.17	28.66	3,109.70	74.30	3,744.85	54.47	2,632.41	29.99	5,989.09	31.43	2,503.51
1,762.72	28.45	3,086.92	73.37	3,697.98	54.09	2,614.04	29.62	5,915.20	31.16	2,482.01
1,766.77	28.78	3,122.72	74.51	3,755.44	54.99	2,657.54	30.35	6,060.98	31.72	2,526.61
1,725.03	28.40	3,081.49	73.49	3,704.03	54.09	2,614.04	29.89	5,969.12	31.23	2,487.58
1,730.71	28.74	3,118.38	74.09	3,734.27	54.63	2,640.14	30.08	6,007.07	31.55	2,513.07
1,744.48	28.90	3,135.74	74.90	3,775.09	55.39	2,676.87	30.35	6,060.98	31.99	2,548.12
1,740.43	28.83	3,128.15	74.86	3,773.08	55.11	2,663.34	30.29	6,049.00	31.81	2,533.78
1,759.07	28.90	3,135.74	75.21	3,790.72	55.79	2,696.20	30.45	6,080.96	32.10	2,556.88
1,772.44	28.95	3,141.17	75.79	3,819.95	56.10	2,711.18	30.68	6,126.89	32.30	2,572.81
1,772.04	29.09	3,156.36	75.98	3,829.53	56.03	2,707.80	30.74	6,138.87	32.45	2,584.76
1,773.66	29.00	3,146.59	75.99	3,830.03	55.83	2,698.13	30.82	6,154.85	32.20	2,564.85
1,769.61	28.69	3,112.96	75.26	3,793.24	56.09	2,710.70	30.55	6,100.93	31.90	2,540.95
1,785.82	28.80	3,124.89	75.53	3,806.85	56.37	2,724.23	30.62	6,114.90	31.95	2,544.93
1,809.32	28.89	3,134.66	75.75	3,817.93	56.83	2,746.46	30.69	6,128.88	31.90	2,540.95
1,819.04	28.96	3,142.25	75.98	3,829.53	56.57	2,733.89	30.71	6,132.88	31.90	2,540.95
1,818.23	29.03	3,149.85	75.83	3,821.97	56.31	2,721.33	30.64	6,118.90	31.70	2,525.02
1,835.66	29.08	3,155.89	76.67	3,864.30	56.39	2,725.20	30.69	6,128.88	31.95	2,544.93
1,872.13	29.50	3,201.47	78.39	3,950.99	57.55	2,781.26	31.04	6,198.78	32.85	2,616.62
1,831.61	28.99	3,146.13	76.57	3,859.26	56.70	2,740.18	30.25	6,041.01	32.40	2,580.78
1,801.21	28.57	3,100.54	76.00	3,830.53	56.09	2,710.70	29.73	5,937.17	31.95	2,544.93
1,823.50	28.63	3,107.06	75.55	3,807.85	56.10	2,711.18	29.86	5,963.13	32.05	2,552.90
1,817.42	28.78	3,123.33	75.37	3,798.78	56.11	2,711.66	30.40	6,070.97	31.90	2,540.95
1,870.10	29.82	3,236.20	77.34	3,898.07	57.64	2,785.61	31.26	6,242.71	32.75	2,608.66
1,890.36	30.01	3,256.82	77.85	3,923.78	58.14	2,809.77	31.59	6,308.62	33.20	2,644.50
1,876.18	29.34	3,184.11	76.06	3,833.56	57.23	2,765.79	31.23	6,236.72	32.40	2,580.78
1,827.55	28.95	3,141.78	75.29	3,794.75	55.59	2,686.53	30.40	6,070.97	31.85	2,536.97
1,851.87	29.41	3,191.71	76.49	3,855.23	55.89	2,701.03	30.44	6,078.96	32.25	2,568.83
1,823.50	29.37	3,187.36	75.09	3,784.67	55.56	2,685.08	30.44	6,078.96	31.60	2,517.05
1,819.45	29.74	3,227.52	75.43	3,801.81	56.10	2,711.18	31.20	6,230.73	32.35	2,576.79
1,807.29	29.98	3,253.56	74.95	3,777.61	55.72	2,692.82	30.98	6,186.80	32.15	2,560.86
1,791.08	29.89	3,243.80	75.09	3,784.67	55.55	2,684.60	30.63	6,116.90	32.25	2,568.83
1,797.16	29.70	3,223.18	75.41	3,800.80	55.53	2,683.63	30.85	6,160.84	32.20	2,564.85
1,825.53	30.35	3,293.72	76.08	3,834.57	56.16	2,714.08	31.33	6,256.69	32.40	2,580.78
1,862.00	30.65	3,326.28	77.42	3,902.10	56.90	2,749.84	31.28	6,246.71	32.55	2,592.73
1,853.89	30.56	3,316.51	76.66	3,863.80	56.27	2,719.40	31.20	6,230.73	32.45	2,584.76
1,872.13	30.71	3,332.79	77.99	3,930.83	57.22	2,765.31	31.73	6,336.57	32.95	2,624.59
1,910.62	31.37	3,404.41	78.72	3,967.63	58.78	2,840.70	32.07	6,404.47	33.30	2,652.47
1,898.47	31.70	3,440.23	79.03	3,983.25	58.34	2,819.43	32.26	6,442.42	33.10	2,636.53
1,825.53	30.80	3,342.55	76.15	3,838.09	56.10	2,711.18	31.65	6,320.60	31.60	2,517.05
1,807.29	30.72	3,333.87	75.80	3,820.45	54.95	2,655.60	31.84	6,358.54	31.25	2,489.18
1,823.50	31.39	3,406.58	76.64	3,862.79	54.90	2,653.19	32.34	6,458.39	31.45	2,505.11
1,829.58	31.44	3,412.01	76.63	3,862.29	54.59	2,638.21	32.41	6,472.37	31.60	2,517.05
1,839.71	30.93	3,356.66	76.80	3,870.86	54.82	2,649.32	32.04	6,398.48	31.60	2,517.05
1,866.05	31.31	3,397.90	77.97	3,929.83	55.70	2,691.85	32.41	6,472.37	32.05	2,552.90
1,884.28	32.36	3,511.85	79.08	3,985.77	56.57	2,733.89	32.70	6,530.29	32.60	2,596.71
1,918.73	32.42	3,518.36	79.92	4,028.11	56.79	2,744.53	33.18	6,626.14	33.00	2,628.57
1,908.60	32.93	3,573.71	80.31	4,047.77	57.53	2,780.29	33.67	6,724.00	33.20	2,644.50
1,932.91	33.05	3,586.73	81.14	4,089.60	57.29	2,768.69	33.89	6,767.93	33.35	2,656.45
1,864.02	32.45	3,521.62	78.80	3,971.66	56.29	2,720.36	33.25	6,640.12	32.55	2,592.73
1,896.44	32.98	3,579.14	79.71	4,017.52	56.66	2,738.24	33.59	6,708.02	32.80	2,612.64
1,900.49	33.37	3,621.46	80.27	4						

Docket No. EL18-  
Volume 4A  
Section 6

1,884.28	33.07	3,588.90	80.55	4,059.86	56.87	2,748.39	33.45	6,680.06	34.30	2,732.12
1,890.15	32.88	3,570.22	80.06	4,034.77	56.66	2,738.47	33.51	6,691.95	33.99	2,707.43
1,902.31	33.01	3,584.34	80.51	4,057.44	57.00	2,754.91	33.90	6,769.83	34.40	2,740.08
1,902.31	32.89	3,571.31	80.06	4,034.77	57.24	2,766.51	33.79	6,747.86	34.20	2,724.15
1,898.26	33.33	3,619.09	79.83	4,023.17	57.51	2,779.55	33.82	6,753.85	34.45	2,744.07
1,851.66	32.82	3,563.71	77.98	3,929.94	56.41	2,726.39	33.14	6,618.06	34.05	2,712.21
1,867.87	33.06	3,589.77	78.31	3,946.57	56.77	2,743.79	33.06	6,602.08	34.35	2,736.10
1,896.23	33.52	3,639.72	79.09	3,985.88	57.41	2,774.72	33.47	6,683.96	34.65	2,760.00
1,884.07	33.49	3,636.46	79.09	3,985.88	57.22	2,765.54	33.70	6,729.89	34.40	2,740.08
1,884.07	33.40	3,626.69	78.97	3,979.83	57.16	2,762.64	33.75	6,739.88	34.25	2,728.14
1,875.97	33.60	3,648.40	79.28	3,995.46	57.34	2,771.34	33.78	6,745.87	34.50	2,748.05
1,886.10	33.54	3,641.89	79.41	4,002.01	57.45	2,776.65	33.70	6,729.89	34.50	2,748.05
1,855.71	33.08	3,591.94	78.70	3,966.23	56.87	2,748.62	33.22	6,634.03	33.45	2,664.41
1,863.82	33.19	3,603.88	78.96	3,979.33	57.15	2,762.16	33.40	6,669.98	33.90	2,700.26
1,849.63	33.02	3,585.42	79.02	3,982.35	57.09	2,759.26	33.38	6,665.99	33.65	2,680.34
1,843.56	33.13	3,597.37	79.33	3,997.98	57.38	2,773.27	33.62	6,713.91	33.60	2,676.36
1,833.43	33.08	3,591.94	79.03	3,982.86	57.02	2,755.87	33.80	6,749.86	33.50	2,668.40
1,831.40	32.94	3,576.74	79.02	3,982.35	57.16	2,762.64	33.66	6,721.90	33.60	2,676.36
1,823.30	32.72	3,552.85	79.22	3,992.43	57.12	2,760.71	33.42	6,673.97	33.85	2,696.28
1,819.25	32.90	3,572.39	79.04	3,983.36	56.45	2,728.32	33.24	6,638.03	33.60	2,676.36
1,861.60	33.48	3,635.37	80.02	4,032.75	57.11	2,760.22	33.54	6,698.07	34.40	2,740.08
1,837.26	33.10	3,594.11	78.49	3,955.64	56.09	2,710.92	33.19	6,628.17	34.05	2,712.21
1,861.60	33.34	3,620.17	79.05	3,983.86	56.57	2,734.12	33.52	6,694.08	34.75	2,767.96
1,875.79	33.55	3,642.97	79.38	4,000.50	56.92	2,751.04	33.87	6,763.97	35.05	2,791.86
1,855.51	33.73	3,662.52	79.12	3,987.39	56.61	2,736.06	33.89	6,767.97	34.90	2,779.91
1,863.63	33.68	3,657.09	79.07	3,984.87	56.56	2,733.64	33.90	6,769.96	35.05	2,791.86
1,875.79	33.69	3,658.18	79.67	4,015.11	56.75	2,742.82	33.90	6,769.96	35.15	2,799.82
1,875.79	33.75	3,664.69	79.43	4,003.02	56.49	2,730.26	34.06	6,801.92	34.75	2,767.96
1,892.02	33.78	3,667.95	80.02	4,032.75	56.50	2,732.01	34.27	6,843.85	35.00	2,787.88
1,892.02	33.68	3,662.54	79.85	4,024.18	56.36	2,725.24	34.54	6,897.77	35.00	2,787.88
1,881.88	33.10	3,599.47	79.55	4,009.06	56.46	2,730.08	34.31	6,851.84	34.90	2,779.91
1,875.79	32.51	3,535.31	78.96	3,979.33	56.54	2,733.95	34.19	6,827.88	34.60	2,756.02
1,896.07	32.75	3,561.41	79.80	4,021.66	57.40	2,775.53	34.62	6,913.75	35.15	2,799.82
1,889.99	32.69	3,554.88	80.00	4,031.74	57.62	2,786.17	34.62	6,913.75	35.10	2,795.84
1,916.35	32.80	3,566.84	80.86	4,075.08	57.94	2,801.64	34.95	6,979.65	35.35	2,815.76
1,916.35	32.65	3,550.53	80.79	4,071.56	57.49	2,779.88	34.95	6,979.65	35.10	2,795.84
1,960.96	32.85	3,572.28	82.21	4,143.12	57.50	2,780.37	35.75	7,139.42	35.30	2,811.77
1,969.08	33.14	3,603.84	82.77	4,171.34	57.85	2,797.29	36.11	7,211.31	35.65	2,839.65
1,975.16	33.25	3,615.81	82.94	4,179.91	57.98	2,802.48	36.27	7,243.26	36.05	2,871.51
1,981.24	33.28	3,619.07	82.93	4,179.40	58.50	2,827.61	36.83	7,355.10	36.30	2,891.43
1,997.47	33.44	3,636.47	83.13	4,189.48	58.66	2,835.35	37.02	7,393.05	36.25	2,887.44
2,011.66	33.36	3,627.77	83.11	4,188.48	58.99	2,851.30	36.98	7,385.06	36.30	2,891.43
2,007.61	33.33	3,624.51	82.96	4,180.92	58.78	2,841.15	36.74	7,337.13	36.30	2,891.43
1,981.24	32.88	3,575.57	82.18	4,141.61	58.48	2,826.65	36.70	7,329.14	36.50	2,907.36
1,981.24	32.97	3,585.36	82.03	4,134.05	58.13	2,809.73	36.80	7,349.11	36.40	2,899.39
1,934.60	32.43	3,526.63	80.25	4,044.34	56.69	2,740.13	35.88	7,165.38	35.85	2,855.58
1,932.57	32.49	3,533.16	80.20	4,041.82	56.51	2,731.42	36.05	7,199.33	35.75	2,847.62
1,946.77	32.53	3,537.51	80.26	4,044.85	56.60	2,735.77	36.22	7,233.28	36.10	2,875.50
1,954.88	32.89	3,576.66	80.43	4,053.41	56.97	2,753.66	36.39	7,267.23	36.25	2,887.44
1,948.80	32.67	3,552.73	80.09	4,036.28	56.99	2,754.63	36.25	7,239.27	36.20	2,883.46
1,981.24	33.29	3,620.16	81.76	4,120.44	58.14	2,810.21	36.91	7,371.08	36.70	2,923.29
1,962.99	32.95	3,583.18	81.12	4,088.19	57.58	2,783.14	36.62	7,313.16	36.30	2,891.43
1,991.38	33.30	3,621.24	82.31	4,148.16	57.75	2,791.36	36.79	7,347.11	37.30	2,971.08
1,960.96	33.15	3,604.93	81.26	4,095.24	57.46	2,777.34	36.49	7,287.20	36.75	2,927.27
1,983.27	33.30	3,621.24	81.93	4,129.01	58.14	2,810.21	35.71	7,131.43	37.25	2,967.10
1,987.33	33.58	3,651.69	82.53	4,159.25	58.49	2,827.13	35.63	7,115.46	37.30	2,971.08
1,995.44	33.48	3,640.82	82.82	4,173.86	58.51	2,828.10	35.55	7,099.48	37.30	2,971.08
2,009.63	33.68	3,662.57	83.04	4,184.95	58.79	2,841.63	35.69	7,127.44	37.60	2,994.98
2,015.72	33.46	3,638.64	83.29	4,197.55	58.82	2,843.08	35.41	7,071.52	37.55	2,990.99
2,019.77	33.55	3,648.43	83.51	4,210.58	59.01	2,852.26	35.61	7,111.46	37.55	2,990.99
2,011.66	33.40	3,632.12	83.26	4,197.97	58.84	2,844.05	35.40	7,069.53	37.15	2,959.13
2,019.77	33.46	3,638.64	82.95	4,182.34	58.84	2,844.05	35.17	7,023.59	37.00	2,947.18
2,048.21	33.31	3,622.30	82.96	4,180.41	58.70	2,843.68	34.98	6,985.65	37.00	2,947.18
2,036.04	33.16	3,605.99	82.58	4,161.26	58.56	2,836.90	34.90	6,969.67	37.10	2,955.15
2,044.15	33.42	3,634.27	83.21	4,193.01	58.85	2,850.95	35.18	7,025.59	37.30	2,971.08
2,064.43	33.80	3,675.59	83.48	4,206.61	59.15	2,865.48	35.28	7,045.56	37.55	2,990.99
2,068.48	33.70	3,664.72	83.39	4,202.08	59.41	2,878.07	35.01	6,991.64	37.75	3,006.92
2,064.43	33.64	3,658.19	82.82	4,173.36	58.98	2,857.24	34.81	6,951.70	37.55	2,990.99
2,066.46	33.63	3,657.10	83.10	4,187.47	59.13	2,864.51	34.66	6,921.74	37.65	2,988.96
2,084.71	33.76	3,671.24	83.96	4,230.80	59.62	2,888.25	34.89	6,967.68	37.75	3,006.92
2,084.71	33.82	3,677.76	84.84	4,275.15	59.66	2,890.19	34.76	6,941.71	38.10	3,034.80
2,072.54	33.60	3,653.84	84.71	4,268.59	59.78	2,896.00	34.53	6,895.78	37.40	2,979.05
2,082.68	33.83	3,678.85	85.36	4,301.35	60.41	2,926.52	34.65	6,919.75	38.00	3,026.84
2,086.74	33.76	3,671.24	85.36	4,301.35	60.40	2,926.03	34.89	6,967.68	38.05	3,030.82
2,076.60	33.62	3,656.02	84.74	4,270.11	59.67	2,890.67	34.82	6,953.70	37.50	2,987.01
2,070.51	33.46	3,638.62	84.53	4,259.52	59.35	2,875.17	34.74	6,937.72	37.55	2,990.99
2,094.85	33.68	3,662.54	85.24	4,295.30	59.54	2,884.42	35.16	7,021.60	37.75	3,006.92
2,102.96	33.96	3,692.99	85.51	4,308.91	60.02	2,907.67	35.27	7,043.56	38.05	3,030.82
2,100.93	33.73	3,667.98	85.48	4,307.40	60.15	2,913.97	35.02	6,993.64	38.00	3,026.84
2,111.07	33.66	3,660.37	85.66	4,316.47	59.92	2,902.83	34.97	6,983.65	38.05	3,030.82
2,113.10	33.86	3,682.29	85.77	4,322.01	60.42	2,920.42	34.96	6,981.66	37.75	3,006.92
2,092.82	33.52	3,645.32	84.52	4,259.02	59.78	2,889.48	34.78	6,945.71	37.25	2,967.10
2,074.53	33.51	3,644.23	83.79	4,222.24	60.00	2,900.11	34.52	6,893.79	37.00	2,947.18
2,062.36	33.58	3,651.84	83.85	4,225.26	59.97	2,898.66	34.56	6,901.77	36.85	2,935.24
2,074.53	33.38	3,630.09	83.01	4,182.93	59.75	2,888.03	34.73	6,935.72	36.80	2,931.25
2,072.50	33.52	3,645.32	84.16	4,240.88	60.27	2,913.17	34.33	6,855.84	36.90	2,939.22
2,098.87	33.62	3,656.19	84.50	4,258.01	60.80	2,938.78	34.29	6,847.85	37.65	2,988.96
2,086.70	33.12	3,601.82	83.98	4,231.81	60.63	2,930.57	34.05	6,799.92	37.45	2,983.03
2,066.42	32.70	3,556.14	83.13	4,188.98	60.02	2,901.08	33.61	6,712.05	36.75	2,927.27
2,076.56	32.70	3,556.14	83.21	4,193.01	60.28	2,913.65	33.93	6,775.96	36.75	2,927.27
2,074.53	32.68	3,553.96	83.26	4,195.53	60.35	2,917.03	33.81	6,752.00	36.80	2,931.25
2,086.70	32.58	3,543.09	83.55	4,210.14	60.68	2,932.98	34.14	6,817.90	36.95	2,943.20
2,094.81	32.58	3,543.09	83.84	4,22						

Docket No. EL18-  
Volume 4A  
Section 6

2,165.79	32.86	3,573.54	86.46	4,356.78	61.41	2,968.27	35.15	7,019.60	37.70	3,002.94
2,169.84	33.00	3,588.77	86.64	4,365.85	61.40	2,967.78	35.34	7,057.54	38.05	3,030.82
2,190.12	33.14	3,603.99	87.30	4,399.11	61.96	2,994.85	35.63	7,115.46	38.50	3,066.66
2,214.45	33.72	3,667.07	88.28	4,448.49	62.44	3,018.05	35.92	7,173.37	38.75	3,086.58
2,236.76	33.63	3,657.28	89.39	4,504.42	63.02	3,046.09	35.79	7,147.41	39.35	3,134.37
2,206.34	33.31	3,622.48	88.78	4,473.68	62.69	3,030.14	35.72	7,133.43	38.90	3,098.53
2,198.23	33.31	3,622.48	88.68	4,468.65	62.73	3,032.07	35.80	7,149.41	38.85	3,094.54
2,204.32	33.70	3,664.89	89.17	4,493.34	62.37	3,014.67	35.58	7,105.47	39.40	3,138.35
2,208.37	33.49	3,642.05	89.03	4,486.28	62.05	2,999.20	35.57	7,103.47	39.15	3,118.44
2,210.40	33.73	3,668.15	89.40	4,504.93	62.55	3,023.37	35.37	7,063.53	39.30	3,130.39
2,192.15	33.46	3,638.79	88.96	4,482.75	62.26	3,009.35	35.53	7,095.49	39.15	3,118.44
2,175.93	33.67	3,661.63	89.27	4,498.38	62.52	3,021.92	35.53	7,095.49	39.20	3,122.42
2,159.70	33.54	3,647.49	89.23	4,496.36	62.84	3,037.39	35.64	7,117.45	39.40	3,138.35
2,165.79	33.51	3,644.23	89.97	4,533.65	62.95	3,042.70	35.99	7,187.35	39.40	3,138.35
2,173.90	33.59	3,652.93	89.53	4,511.48	63.78	3,082.82	36.47	7,283.21	39.85	3,174.20
2,159.70	33.48	3,640.97	88.88	4,478.72	63.44	3,066.39	35.81	7,151.40	39.95	3,182.16
2,159.70	33.57	3,650.75	88.61	4,465.12	63.25	3,057.20	35.43	7,075.52	40.00	3,186.14
2,135.37	33.54	3,647.49	88.36	4,452.52	63.06	3,048.02	35.32	7,053.55	39.80	3,170.21
2,123.20	33.25	3,615.95	87.88	4,428.33	63.20	3,054.79	35.49	7,087.50	39.80	3,170.21
2,135.37	33.00	3,588.77	87.59	4,413.72	63.14	3,051.89	35.47	7,083.50	39.45	3,142.34
2,147.53	33.06	3,595.29	87.79	4,423.80	63.25	3,057.20	35.80	7,149.41	39.55	3,150.30
2,117.12	32.68	3,553.96	86.72	4,369.88	62.24	3,008.39	35.41	7,071.52	39.25	3,126.40
2,104.95	32.47	3,531.13	86.66	4,366.86	62.04	2,998.72	35.10	7,009.61	39.30	3,130.39
2,094.81	32.27	3,509.38	85.59	4,312.94	61.27	2,961.50	34.90	6,969.67	38.50	3,066.66
2,098.85	32.38	3,522.47	85.35	4,301.09	61.02	2,957.69	34.79	6,947.71	38.25	3,046.75
2,084.64	32.43	3,527.91	84.91	4,278.92	61.05	2,959.14	34.83	6,955.70	37.85	3,014.89
2,054.19	32.27	3,510.51	84.23	4,244.65	60.42	2,928.60	34.64	6,917.76	37.55	2,990.99
2,054.19	32.06	3,487.66	84.06	4,236.08	60.01	2,908.73	34.23	6,835.88	37.40	2,979.05
2,072.46	32.31	3,514.86	84.64	4,265.31	60.30	2,922.79	34.22	6,833.88	37.60	2,994.98
2,052.16	32.05	3,486.57	84.19	4,242.64	59.71	2,894.19	34.21	6,831.88	37.45	2,983.03
2,050.13	32.20	3,502.89	84.08	4,237.09	59.35	2,876.74	34.14	6,817.90	37.70	3,002.94
2,066.37	32.27	3,510.51	84.85	4,275.90	60.07	2,911.64	34.64	6,917.76	37.80	3,010.91
2,060.28	32.04	3,485.49	84.00	4,233.06	59.45	2,881.59	34.44	6,877.82	37.35	2,975.06
2,072.46	32.06	3,487.66	84.07	4,236.59	59.68	2,892.73	34.57	6,903.78	37.40	2,979.05
2,072.46	32.02	3,483.31	84.18	4,242.13	59.32	2,875.29	34.69	6,927.74	37.40	2,979.05
2,082.61	31.83	3,462.64	84.17	4,241.63	59.51	2,884.49	34.82	6,953.70	37.55	2,990.99
2,104.94	31.97	3,477.87	84.87	4,276.90	59.74	2,895.64	34.99	6,987.65	37.80	3,010.91
2,149.59	32.37	3,521.39	86.21	4,344.43	60.78	2,946.05	35.20	7,029.59	38.50	3,066.66
2,151.62	32.76	3,563.81	87.84	4,426.57	61.77	2,994.08	35.42	7,073.53	39.20	3,122.42
2,119.15	32.59	3,545.32	86.79	4,373.66	60.43	2,929.13	35.58	7,105.48	38.85	3,094.54
2,104.94	32.79	3,567.08	86.65	4,366.60	60.27	2,921.37	35.65	7,119.46	38.75	3,086.58
2,109.00	32.86	3,574.69	86.61	4,364.59	59.29	2,873.87	35.62	7,113.47	39.10	3,114.46
2,109.00	32.98	3,587.75	86.94	4,381.22	59.08	2,863.69	35.81	7,151.41	39.45	3,142.34
2,096.82	32.74	3,561.64	86.00	4,333.85	58.54	2,837.52	35.80	7,149.41	39.25	3,126.40
2,106.71	32.99	3,588.83	86.36	4,351.99	57.79	2,801.16	35.86	7,161.40	39.85	3,174.20
2,133.09	33.12	3,602.98	87.02	4,385.25	58.92	2,855.94	35.90	7,169.38	40.40	3,218.01
2,147.30	33.06	3,596.45	86.70	4,369.12	59.13	2,866.12	35.74	7,137.43	40.35	3,214.02
2,173.69	32.98	3,587.75	86.67	4,367.61	59.82	2,899.56	36.01	7,191.35	40.95	3,261.82
2,165.57	32.98	3,587.75	86.56	4,362.07	60.28	2,921.86	35.91	7,171.38	41.20	3,478.58
2,171.66	33.29	3,621.47	87.45	4,406.92	60.93	2,953.37	36.22	7,233.29	41.60	3,512.36
2,185.86	33.38	3,631.26	87.91	4,430.10	61.26	2,969.36	36.24	7,237.28	41.82	3,530.93
2,171.66	32.91	3,580.13	87.16	4,392.30	60.73	2,943.67	36.03	7,195.35	41.40	3,495.47
2,175.72	33.01	3,591.01	87.34	4,401.38	60.60	2,937.37	35.70	7,129.44	41.40	3,495.47
2,169.63	33.02	3,592.10	86.78	4,373.16	60.18	2,917.01	35.42	7,073.53	41.20	3,478.58
2,187.89	33.13	3,604.06	87.60	4,414.48	60.52	2,933.49	35.47	7,083.51	41.50	3,503.91
2,187.89	33.17	3,608.41	87.42	4,405.41	60.48	2,931.55	35.51	7,091.50	41.65	3,516.58
2,200.07	33.27	3,619.29	87.67	4,418.01	60.26	2,920.89	35.65	7,119.46	42.00	3,546.13
2,161.51	33.06	3,596.45	86.83	4,375.67	59.41	2,879.69	35.39	7,067.53	41.70	3,520.80
2,189.92	33.18	3,609.50	87.15	4,391.80	59.24	2,871.45	35.59	7,107.48	41.50	3,503.91
2,198.04	32.97	3,586.66	87.24	4,396.34	59.47	2,882.60	35.76	7,141.43	41.80	3,529.24
2,228.48	33.19	3,610.59	88.25	4,447.23	60.37	2,926.22	36.12	7,213.32	42.55	3,592.57
2,226.45	33.23	3,614.94	88.36	4,452.78	60.36	2,925.74	36.29	7,247.27	42.50	3,588.34
2,234.57	33.34	3,626.91	88.85	4,477.47	60.46	2,930.58	36.26	7,241.28	42.40	3,579.90
2,246.75	33.58	3,653.02	89.54	4,512.24	60.78	2,946.09	36.22	7,233.29	42.80	3,613.67
2,244.72	33.56	3,650.84	89.46	4,508.21	60.77	2,945.61	36.41	7,271.23	42.65	3,601.01
2,242.69	33.38	3,631.26	88.81	4,475.45	60.32	2,923.80	36.18	7,225.30	42.50	3,588.34
2,234.57	33.34	3,626.91	88.50	4,459.83	59.83	2,900.05	36.11	7,211.32	42.30	3,571.46
2,254.87	33.42	3,635.61	88.98	4,484.02	60.32	2,923.80	35.72	7,133.44	42.40	3,579.90
2,248.78	33.51	3,645.40	89.32	4,501.15	60.23	2,919.44	35.76	7,141.43	42.55	3,592.57
2,258.93	33.48	3,642.14	89.83	4,526.86	60.16	2,916.04	35.58	7,105.48	42.40	3,579.90
2,234.57	33.48	3,642.14	89.72	4,521.31	59.70	2,893.75	35.70	7,129.44	42.30	3,571.46
2,252.84	33.60	3,655.19	90.83	4,577.25	59.99	2,907.80	36.02	7,193.35	42.55	3,592.57
2,271.11	34.13	3,712.85	91.40	4,605.97	60.24	2,919.92	36.15	7,219.31	42.55	3,592.57
2,287.34	34.42	3,744.40	91.88	4,630.16	60.65	2,939.79	36.59	7,307.18	42.95	3,626.34
2,244.72	33.86	3,683.48	89.87	4,528.87	59.35	2,876.78	36.16	7,221.31	42.00	3,546.13
2,232.54	33.74	3,670.42	89.50	4,510.23	59.22	2,870.48	35.95	7,179.37	41.80	3,529.24
2,238.63	33.82	3,679.13	89.96	4,533.41	59.23	2,870.96	36.27	7,243.27	42.30	3,571.46
2,238.63	33.72	3,668.25	90.06	4,538.45	58.96	2,857.88	36.31	7,251.26	42.50	3,588.34
2,224.43	33.49	3,643.23	89.18	4,494.10	58.41	2,831.22	36.22	7,233.29	41.58	3,510.67
2,226.45	33.37	3,630.17	89.11	4,490.57	58.47	2,834.13	36.25	7,239.28	41.70	3,520.80
2,208.19	33.37	3,630.17	88.60	4,464.87	58.34	2,827.82	36.11	7,211.32	41.60	3,512.36
2,228.48	33.56	3,650.84	88.52	4,460.84	58.64	2,842.37	35.88	7,165.39	41.60	3,512.36
2,218.34	33.48	3,642.14	87.75	4,422.04	57.75	2,799.23	35.84	7,157.40	41.30	3,487.03
2,244.72	33.80	3,676.95	88.67	4,468.40	57.87	2,805.04	36.27	7,243.27	41.65	3,516.58
2,240.66	33.70	3,666.07	88.41	4,455.30	57.78	2,800.68	36.18	7,225.30	41.20	3,478.58
2,244.72	33.55	3,649.75	88.35	4,452.27	57.42	2,783.23	36.02	7,193.35	41.20	3,478.58
2,256.90	33.67	3,662.81	88.58	4,463.86	57.50	2,787.11	36.18	7,225.30	41.00	3,461.70
2,242.69	33.37	3,630.17	87.93	4,431.11	56.94	2,759.96	36.03	7,195.35	40.30	3,402.59
2,275.17	33.64	3,659.56	88.78	4,473.94	57.27	2,781.24	36.17	7,223.34	40.80	3,444.81
2,279.23	33.64	3,659.56	88.42	4,455.80	57.30	2,782.69	36.16	7,221.34	40.20	3,394.15
2,301.55	33.82	3,679.14	89.15	4,492.59	57.66	2,800.17	36.15	7,219.34	40.65	3,432.15
2,303.58	33.78	3,674.79	88.69	4,469.41	57.73	2,803.57	36.32	7,253.29	40.75	3,440.59
2,307.64	33.90	3,687.84	88.44	4,45						



2,329.97	35.43	3,854.29	91.38	4,604.97	58.75	2,853.11	36.92	7,373.12	41.90	3,537.69
2,323.88	35.45	3,856.46	91.68	4,620.03	58.70	2,850.68	37.09	7,407.07	42.15	3,558.79
2,327.94	35.73	3,886.92	91.60	4,616.00	58.87	2,858.94	37.23	7,435.03	42.20	3,563.01
2,332.00	35.77	3,891.27	91.35	4,603.40	58.60	2,845.82	37.00	7,389.09	42.25	3,567.24
2,346.21	35.50	3,861.90	91.33	4,602.40	58.13	2,823.00	36.73	7,335.17	42.30	3,571.46
2,354.32	35.63	3,876.04	91.64	4,618.02	58.31	2,831.74	36.82	7,353.15	42.15	3,558.79
2,370.56	36.25	3,943.49	93.18	4,695.62	59.22	2,877.77	37.08	7,405.07	43.25	3,651.67
2,354.32	36.18	3,935.88	91.75	4,623.56	59.20	2,876.80	36.90	7,369.12	42.90	3,622.12
2,334.03	36.46	3,966.34	92.03	4,637.67	59.28	2,880.68	36.84	7,357.14	43.40	3,664.33
2,281.26	36.13	3,930.44	91.32	4,601.89	58.87	2,860.76	36.60	7,309.21	42.50	3,588.34
2,348.24	36.31	3,950.02	92.60	4,666.40	59.35	2,884.08	36.06	7,201.37	42.75	3,609.45
2,338.09	36.46	3,966.34	92.71	4,671.94	59.78	2,904.98	35.63	7,115.50	42.40	3,579.90
2,332.00	36.25	3,943.49	93.37	4,705.20	60.14	2,922.47	35.38	7,065.57	42.40	3,579.90
2,352.29	36.55	3,976.13	94.61	4,767.69	60.71	2,950.17	35.84	7,157.44	43.30	3,655.89
2,378.68	36.50	3,970.69	95.10	4,792.38	60.87	2,957.95	35.73	7,135.47	43.40	3,664.33
2,354.32	36.40	3,959.81	95.29	4,801.95	60.73	2,951.14	35.53	7,095.53	43.50	3,672.78
2,344.18	36.23	3,941.32	95.17	4,795.91	60.34	2,932.19	35.01	6,991.68	43.40	3,664.33
2,354.32	36.84	4,007.68	95.93	4,834.20	62.08	2,952.60	35.12	7,013.65	43.80	3,698.11
2,419.27	37.35	4,063.16	97.87	4,931.97	60.76	3,016.75	35.85	7,159.43	44.85	3,786.76
2,429.42	37.02	4,027.26	96.95	4,885.61	61.50	2,988.56	35.55	7,099.52	44.50	3,757.21
2,461.89	36.84	4,007.68	97.43	4,909.79	61.75	3,000.71	35.44	7,077.55	45.15	3,812.09
2,443.63	37.05	4,030.52	97.23	4,899.72	61.60	2,993.42	35.20	7,029.62	44.75	3,778.32
2,431.45	37.04	4,029.43	97.60	4,918.36	61.56	2,991.48	34.94	6,977.70	44.80	3,782.54
2,453.77	36.86	4,009.85	97.64	4,920.38	62.13	3,019.18	34.82	6,953.74	45.05	3,803.64
2,417.24	36.67	3,989.18	96.36	4,855.87	62.00	3,012.86	34.91	6,971.71	44.45	3,752.99
2,421.30	36.87	4,010.94	96.55	4,865.45	62.22	3,023.55	34.90	6,969.71	44.50	3,757.21
2,423.33	37.14	4,040.31	96.60	4,867.97	62.59	3,041.53	35.13	7,015.65	44.90	3,790.98
2,459.86	37.72	4,103.41	97.59	4,917.86	63.17	3,069.72	35.40	7,069.57	45.15	3,812.09
2,457.83	38.13	4,148.01	97.94	4,935.49	63.46	3,083.81	35.28	7,045.60	45.10	3,807.87
2,472.04	38.35	4,171.94	98.81	4,979.34	64.26	3,122.68	35.76	7,141.46	45.50	3,841.64
2,445.66	38.10	4,144.75	98.23	4,950.11	63.76	3,098.39	35.23	7,035.62	45.50	3,841.64
2,437.54	38.25	4,161.06	97.86	4,931.46	63.50	3,085.75	35.05	6,999.67	45.40	3,833.20
2,392.89	37.89	4,121.90	96.28	4,851.84	62.50	3,037.16	34.27	6,843.90	44.75	3,778.32
2,403.03	37.67	4,097.97	96.90	4,883.09	63.15	3,068.74	34.13	6,815.94	44.85	3,786.76
2,386.80	37.55	4,084.91	97.23	4,899.72	63.12	3,067.29	34.65	6,919.79	44.80	3,782.54
2,390.86	37.89	4,121.90	97.16	4,896.19	63.28	3,075.06	34.46	6,881.84	45.10	3,807.87
2,386.80	37.85	4,117.55	96.75	4,875.53	62.95	3,059.02	34.55	6,899.82	45.20	3,816.31
2,358.38	37.33	4,060.98	95.00	4,787.34	62.12	3,018.69	34.05	6,799.96	43.85	3,702.33
2,384.77	37.22	4,049.01	95.22	4,798.43	61.94	3,009.94	33.89	6,768.01	43.60	3,681.22
2,356.35	36.71	3,993.53	94.54	4,764.16	60.91	2,959.89	33.85	6,760.02	43.35	3,660.11
2,398.98	36.93	4,017.47	95.51	4,813.04	61.60	2,993.42	34.15	6,819.93	43.95	3,710.77
2,362.44	36.72	3,994.62	94.57	4,765.67	60.89	2,958.92	33.81	6,752.03	43.35	3,660.11
2,291.41	36.32	3,951.11	92.65	4,668.91	59.92	2,911.78	33.34	6,658.17	42.50	3,588.34
2,265.02	36.00	3,916.30	91.11	4,591.31	59.47	2,889.92	32.97	6,584.28	42.10	3,554.57
2,232.55	35.88	3,903.24	90.42	4,556.54	58.52	2,843.75	32.66	6,522.37	41.25	3,482.80
2,238.64	36.32	3,951.11	90.66	4,568.63	59.27	2,880.20	33.01	6,592.27	40.90	3,453.25
2,216.31	35.99	3,915.21	89.86	4,528.32	58.82	2,858.33	32.83	6,556.32	40.20	3,394.15
2,234.58	36.05	3,921.73	90.72	4,571.66	58.99	2,866.59	32.75	6,540.35	40.32	3,404.28
2,244.73	36.31	3,950.02	91.59	4,615.50	59.61	2,896.72	33.00	6,590.27	40.60	3,427.92
2,246.76	36.15	3,932.61	91.36	4,603.91	59.70	2,901.09	32.91	6,572.30	40.45	3,415.26
2,220.37	35.57	3,869.52	89.84	4,527.31	58.30	2,878.41	32.67	6,524.37	39.95	3,373.04
2,193.99	35.29	3,839.06	88.98	4,483.97	57.81	2,854.22	32.66	6,522.37	39.65	3,347.71
2,191.96	34.98	3,805.33	88.31	4,450.21	57.45	2,836.45	32.60	6,510.39	39.50	3,335.05
2,202.10	34.97	3,804.25	87.69	4,418.97	57.41	2,834.47	32.50	6,490.42	39.40	3,326.61
2,234.58	35.34	3,844.50	88.10	4,439.63	57.80	2,853.73	32.75	6,540.35	39.90	3,368.82
2,163.54	35.16	3,824.91	85.42	4,304.57	57.42	2,834.97	32.10	6,410.54	39.00	3,292.83
2,100.63	34.60	3,763.99	84.04	4,235.03	56.21	2,775.23	30.89	6,168.90	37.75	3,187.29
2,088.45	34.49	3,752.03	83.29	4,197.24	56.08	2,768.81	31.25	6,240.79	36.55	3,085.98
2,072.21	34.41	3,743.33	83.32	4,198.75	55.40	2,735.23	30.74	6,138.94	35.70	3,014.21
2,070.18	34.21	3,721.57	83.25	4,195.22	53.91	2,661.67	30.98	6,186.87	35.55	3,001.54
2,106.71	34.62	3,766.17	84.33	4,249.64	53.87	2,659.69	31.40	6,270.74	36.15	3,052.20
2,082.36	34.46	3,748.76	83.71	4,218.40	53.25	2,629.08	31.33	6,256.77	36.20	3,056.42
2,096.57	34.45	3,747.68	83.86	4,225.96	53.21	2,627.11	31.42	6,274.74	37.00	3,123.97
2,096.57	34.38	3,740.06	83.94	4,229.99	53.35	2,634.02	31.57	6,304.69	37.05	3,128.19
2,100.63	34.58	3,761.82	85.20	4,293.49	53.47	2,639.95	31.86	6,362.61	37.65	3,178.85
2,084.39	34.41	3,743.33	84.90	4,278.37	53.30	2,631.55	32.13	6,416.53	37.65	3,178.85
2,112.80	34.75	3,780.31	86.65	4,366.56	54.44	2,687.84	32.30	6,450.48	37.95	3,204.18
2,094.54	34.50	3,753.12	86.07	4,337.33	54.36	2,683.89	32.14	6,418.53	38.10	3,216.84
2,076.27	34.16	3,716.13	84.89	4,277.86	53.72	2,652.29	31.71	6,332.65	37.60	3,174.63
2,094.54	33.95	3,693.28	85.33	4,300.04	53.80	2,656.24	31.71	6,332.65	37.70	3,183.07
2,118.89	34.11	3,710.69	86.28	4,347.91	54.34	2,682.90	32.20	6,430.51	38.10	3,216.84
2,088.45	33.86	3,683.49	84.93	4,279.88	53.44	2,638.46	31.93	6,376.59	36.85	3,111.31
2,072.21	33.58	3,653.03	83.39	4,202.28	52.86	2,609.83	31.35	6,260.76	36.50	3,081.75
2,039.74	32.76	3,563.83	82.29	4,146.84	51.65	2,550.09	30.69	6,128.95	35.40	2,988.88
2,009.29	32.14	3,496.38	81.75	4,119.63	50.89	2,512.56	30.28	6,047.08	34.65	2,925.56
2,017.41	32.06	3,487.68	82.25	4,144.83	50.81	2,508.61	30.28	6,047.08	34.45	2,908.67
2,009.29	31.73	3,451.78	82.03	4,133.74	50.33	2,484.92	29.60	5,911.28	33.80	2,853.79
2,060.03	32.58	3,544.25	83.57	4,211.35	52.13	2,575.08	30.39	6,069.04	35.00	2,955.11
2,058.00	32.86	3,574.71	83.33	4,199.25	52.22	2,579.52	30.87	6,164.90	35.20	2,971.99
2,062.06	32.76	3,563.83	83.47	4,206.31	51.82	2,559.76	30.96	6,182.87	34.95	2,950.89
2,029.59	32.62	3,548.60	82.80	4,172.54	50.92	2,515.31	30.78	6,146.93	34.60	2,921.33
2,064.09	33.77	3,673.70	84.72	4,269.30	51.59	2,548.40	31.34	6,258.76	35.60	3,005.77
2,082.36	33.70	3,666.09	85.27	4,297.01	52.27	2,581.99	31.56	6,302.70	35.75	3,018.43
2,039.74	33.35	3,628.01	83.70	4,217.90	51.32	2,535.06	31.21	6,232.80	35.30	2,980.44
2,025.53	33.20	3,611.69	82.61	4,162.97	51.15	2,526.67	30.82	6,154.92	35.45	2,993.10
2,021.47	33.15	3,606.26	82.90	4,177.58	51.19	2,528.64	31.47	6,284.75	35.45	2,993.10
2,051.92	33.80	3,676.97	84.98	4,282.40	52.50	2,593.35	32.95	6,580.32	36.50	3,081.75
2,049.89	33.68	3,663.91	83.91	4,228.42	51.74	2,555.81	32.28	6,446.51	36.30	3,064.87
1,990.66	33.21	3,612.78	82.45	4,154.85	51.11	2,524.69	31.58	6,306.72	35.50	2,997.32
1,972.40	32.96	3,585.59	81.05	4,084.30	51.08	2,523.21	31.34	6,258.79	35.20	2,971.99







































































Docket No. EL18-\_\_\_\_  
**Volume 4A**  
**Section 6**

Start Date	End Date	MDU-US	XEL-US	Average		MDU-US	XEL-US	
1/1/2013	2/28/2018	919,144	3,064,562	1,991,853		0.47%	0.61%	
1/1/2014	2/28/2018	982,236	3,013,519	1,997,877		0.50%	0.60%	
1/1/2015	2/28/2018	1,052,522	3,099,747	2,076,134		0.54%	0.61%	
1/1/2016	2/28/2018	969,459	3,005,325	1,987,392		0.50%	0.59%	
1/1/2017	2/28/2018	859,553	2,778,386	1,818,969		0.44%	0.55%	
		[1]	[1]			[2]	[2]	
		MDU-US	XEL-US			MDU-US	XEL-US	
		VOLUME	VOLUME			Shares	Shares	
1/2/2013		657,362	2,702,053		188,830,529	487,959,516	0.35%	0.55%
1/3/2013		613,580	2,403,510		188,830,529	487,959,516	0.32%	0.49%
1/4/2013		906,456	1,750,161		188,830,529	487,959,516	0.48%	0.36%
1/7/2013		643,232	2,857,001		188,830,529	487,959,516	0.34%	0.59%
1/8/2013		809,363	3,765,030		188,830,529	487,959,516	0.43%	0.77%
1/9/2013		632,171	1,994,328		188,830,529	487,959,516	0.33%	0.41%
1/10/2013		638,492	2,254,831		188,830,529	487,959,516	0.34%	0.46%
1/11/2013		701,935	1,832,179		188,830,529	487,959,516	0.37%	0.38%
1/14/2013		440,182	2,082,986		188,830,529	487,959,516	0.23%	0.43%
1/15/2013		493,204	2,087,464		188,830,529	487,959,516	0.26%	0.43%
1/16/2013		419,392	2,599,847		188,830,529	487,959,516	0.22%	0.53%
1/17/2013		490,330	2,509,561		188,830,529	487,959,516	0.26%	0.51%
1/18/2013		1,056,119	3,742,012		188,830,529	487,959,516	0.56%	0.77%
1/22/2013		813,089	3,546,246		188,830,529	487,959,516	0.43%	0.73%
1/23/2013		600,805	3,125,149		188,830,529	487,959,516	0.32%	0.64%
1/24/2013		555,037	2,700,401		188,830,529	487,959,516	0.29%	0.55%
1/25/2013		417,785	2,213,041		188,830,529	487,959,516	0.22%	0.45%
1/28/2013		646,351	1,647,018		188,830,529	487,959,516	0.34%	0.34%
1/29/2013		764,928	1,837,636		188,830,529	487,959,516	0.41%	0.38%
1/30/2013		673,856	4,304,019		188,830,529	487,959,516	0.36%	0.88%
1/31/2013		1,275,776	3,063,219		188,830,529	487,959,516	0.68%	0.63%
2/1/2013		837,541	2,478,549		188,830,529	487,959,516	0.44%	0.51%
2/4/2013		651,078	2,119,484		188,830,529	487,959,516	0.34%	0.43%
2/5/2013		1,362,059	2,887,399		188,830,529	487,959,516	0.72%	0.59%
2/6/2013		873,881	1,717,642		188,830,529	487,959,516	0.46%	0.35%
2/7/2013		789,023	1,978,237		188,830,529	487,959,516	0.42%	0.41%
2/8/2013		707,546	2,356,071		188,830,529	487,959,516	0.37%	0.48%
2/11/2013		684,256	1,601,511		188,830,529	487,959,516	0.36%	0.33%
2/12/2013		579,060	1,239,648		188,830,529	487,959,516	0.31%	0.25%
2/13/2013		834,726	2,955,199		188,830,529	487,959,516	0.44%	0.61%
2/14/2013		736,060	3,335,853		188,830,529	488,284,020	0.39%	0.68%
2/15/2013		708,757	2,180,338		188,830,529	488,284,020	0.38%	0.45%
2/19/2013		717,222	2,149,284		188,830,529	488,284,020	0.38%	0.44%
2/20/2013		737,775	1,942,200		188,830,529	488,284,020	0.39%	0.40%
2/21/2013		589,352	3,173,178		188,830,529	488,284,020	0.31%	0.65%
2/22/2013		563,187	1,978,499		188,830,529	488,284,020	0.30%	0.41%
2/25/2013		662,209	3,413,279		188,830,529	488,284,020	0.35%	0.70%
2/26/2013		958,435	4,289,377		188,830,529	488,284,020	0.51%	0.88%
2/27/2013		637,377	3,121,085		188,830,529	488,284,020	0.34%	0.64%
2/28/2013		908,711	3,616,756		188,830,529	488,284,020	0.48%	0.74%
3/1/2013		1,183,179	2,007,768		188,830,529	488,284,020	0.63%	0.41%
3/4/2013		630,941	2,385,362		188,830,529	488,284,020	0.33%	0.49%
3/5/2013		584,204	3,095,378		188,830,529	488,284,020	0.31%	0.63%
3/6/2013		467,055	2,253,600		188,830,529	488,284,020	0.25%	0.46%
3/7/2013		794,931	2,105,249		188,830,529	488,284,020	0.42%	0.43%
3/8/2013		626,088	7,043,445		188,830,529	488,284,020	0.33%	1.44%
3/11/2013		632,077	9,600,361		188,830,529	488,284,020	0.33%	1.97%
3/12/2013		895,318	11,937,649		188,830,529	488,284,020	0.47%	2.44%
3/13/2013		525,269	2,618,462		188,830,529	488,284,020	0.28%	0.54%
3/14/2013		600,990	2,941,210		188,830,529	488,284,020	0.32%	0.60%
3/15/2013		887,905	4,187,613		188,830,529	488,284,020	0.47%	0.86%
3/18/2013		459,871	2,719,445		188,830,529	488,284,020	0.24%	0.56%

3/19/2013	445,800	4,534,776	188,830,529	488,284,020	0.24%	0.93%
3/20/2013	627,501	4,759,257	188,830,529	488,284,020	0.33%	0.97%
3/21/2013	357,188	3,066,565	188,830,529	488,284,020	0.19%	0.63%
3/22/2013	1,366,872	2,375,202	188,830,529	488,284,020	0.72%	0.49%
3/25/2013	890,739	2,211,901	188,830,529	488,284,020	0.47%	0.45%
3/26/2013	472,876	2,756,460	188,830,529	494,282,518	0.25%	0.56%
3/27/2013	555,335	4,444,711	188,830,529	494,282,518	0.29%	0.90%
3/28/2013	961,533	4,727,932	188,830,529	494,282,518	0.51%	0.96%
4/1/2013	530,043	1,677,602	188,830,529	494,755,061	0.28%	0.34%
4/2/2013	996,979	1,726,062	188,830,529	494,755,061	0.53%	0.35%
4/3/2013	1,570,714	3,067,779	188,830,529	494,755,061	0.83%	0.62%
4/4/2013	1,082,257	2,526,071	188,830,529	494,755,061	0.57%	0.51%
4/5/2013	816,883	2,129,333	188,830,529	494,755,061	0.43%	0.43%
4/8/2013	634,387	1,461,673	188,830,529	494,755,061	0.34%	0.30%
4/9/2013	444,995	2,174,643	188,830,529	494,755,061	0.24%	0.44%
4/10/2013	707,490	1,858,389	188,830,529	494,755,061	0.37%	0.38%
4/11/2013	624,549	1,655,666	188,830,529	494,755,061	0.33%	0.33%
4/12/2013	815,852	2,728,493	188,830,529	494,755,061	0.43%	0.55%
4/15/2013	1,171,686	2,439,588	188,830,529	494,755,061	0.62%	0.49%
4/16/2013	740,584	2,874,268	188,830,529	494,755,061	0.39%	0.58%
4/17/2013	844,742	2,132,851	188,830,529	494,755,061	0.45%	0.43%
4/18/2013	736,034	2,451,179	188,830,529	494,755,061	0.39%	0.50%
4/19/2013	1,611,650	2,374,034	188,830,529	494,755,061	0.85%	0.48%
4/22/2013	390,095	2,060,849	188,830,529	494,755,061	0.21%	0.42%
4/23/2013	567,719	2,827,932	188,830,529	494,755,061	0.30%	0.57%
4/24/2013	584,438	2,080,086	188,830,529	494,755,061	0.31%	0.42%
4/25/2013	432,966	1,502,990	188,830,529	494,755,061	0.23%	0.30%
4/26/2013	466,508	1,974,910	188,830,529	497,239,284	0.25%	0.40%
4/29/2013	551,982	2,129,034	188,830,529	497,239,284	0.29%	0.43%
4/30/2013	956,859	2,331,295	188,830,529	497,239,284	0.51%	0.47%
5/1/2013	1,408,235	1,830,035	188,830,529	497,239,284	0.75%	0.37%
5/2/2013	1,611,302	2,528,578	188,830,529	497,239,284	0.85%	0.51%
5/3/2013	1,164,823	3,681,044	188,830,529	497,239,284	0.62%	0.74%
5/6/2013	853,938	3,272,055	188,830,529	497,239,284	0.45%	0.66%
5/7/2013	1,495,630	2,376,067	188,830,529	497,239,284	0.79%	0.48%
5/8/2013	1,050,025	1,502,540	188,830,529	497,239,284	0.56%	0.30%
5/9/2013	968,178	2,137,369	188,830,529	497,239,284	0.51%	0.43%
5/10/2013	511,990	2,118,051	188,830,529	497,239,284	0.27%	0.43%
5/13/2013	686,187	3,107,635	188,830,529	497,239,284	0.36%	0.62%
5/14/2013	760,213	3,900,694	188,830,529	497,239,284	0.40%	0.78%
5/15/2013	527,595	2,794,879	188,830,529	497,239,284	0.28%	0.56%
5/16/2013	746,882	1,862,467	188,830,529	497,239,284	0.40%	0.37%
5/17/2013	501,613	2,436,954	188,830,529	497,239,284	0.27%	0.49%
5/20/2013	672,241	2,543,561	188,830,529	497,239,284	0.36%	0.51%
5/21/2013	755,162	2,668,284	188,830,529	497,239,284	0.40%	0.54%
5/22/2013	716,711	4,028,391	188,830,529	497,239,284	0.38%	0.81%
5/23/2013	642,994	3,391,232	188,830,529	497,239,284	0.34%	0.68%
5/24/2013	594,661	2,039,475	188,830,529	497,239,284	0.31%	0.41%
5/28/2013	799,004	2,687,483	188,830,529	497,239,284	0.42%	0.54%
5/29/2013	1,097,089	4,731,730	188,830,529	497,239,284	0.58%	0.95%
5/30/2013	654,609	3,473,393	188,830,529	497,239,284	0.35%	0.70%
5/31/2013	815,188	4,264,290	188,830,529	497,239,284	0.43%	0.86%
6/3/2013	947,880	4,412,142	188,830,529	497,239,284	0.50%	0.89%
6/4/2013	792,731	4,388,394	188,830,529	497,239,284	0.42%	0.88%
6/5/2013	510,278	3,098,263	188,830,529	497,239,284	0.27%	0.62%
6/6/2013	756,801	2,981,234	188,830,529	497,239,284	0.40%	0.60%
6/7/2013	584,406	7,962,078	188,830,529	497,239,284	0.31%	1.60%
6/10/2013	592,755	9,735,668	188,830,529	497,239,284	0.31%	1.96%
6/11/2013	796,331	3,535,865	188,830,529	497,239,284	0.42%	0.71%
6/12/2013	565,885	3,410,648	188,830,529	497,239,284	0.30%	0.69%
6/13/2013	850,576	5,761,855	188,830,529	497,239,284	0.45%	1.16%
6/14/2013	398,756	4,518,354	188,830,529	497,239,284	0.21%	0.91%
6/17/2013	585,383	6,811,042	188,830,529	497,239,284	0.31%	1.37%

6/18/2013	490,576	3,892,358	188,830,529	497,239,284	0.26%	0.78%
6/19/2013	455,477	4,023,720	188,830,529	497,239,284	0.24%	0.81%
6/20/2013	776,855	5,558,003	188,830,529	497,239,284	0.41%	1.12%
6/21/2013	922,602	6,433,016	188,830,529	497,239,284	0.49%	1.29%
6/24/2013	846,539	3,921,398	188,830,529	497,239,284	0.45%	0.79%
6/25/2013	732,803	2,819,403	188,830,529	497,239,284	0.39%	0.57%
6/26/2013	679,808	2,912,571	188,830,529	497,239,284	0.36%	0.59%
6/27/2013	677,155	2,986,268	188,830,529	497,239,284	0.36%	0.60%
6/28/2013	826,011	9,455,519	188,830,529	497,239,284	0.44%	1.90%
7/1/2013	789,894	5,134,095	188,830,529	497,295,719	0.42%	1.03%
7/2/2013	736,879	3,405,281	188,830,529	497,295,719	0.39%	0.68%
7/3/2013	266,988	2,471,277	188,830,529	497,295,719	0.14%	0.50%
7/5/2013	384,296	2,784,094	188,830,529	497,295,719	0.20%	0.56%
7/8/2013	620,545	2,994,214	188,830,529	497,295,719	0.33%	0.60%
7/9/2013	790,288	2,547,595	188,830,529	497,295,719	0.42%	0.51%
7/10/2013	617,046	2,074,949	188,830,529	497,295,719	0.33%	0.42%
7/11/2013	776,759	1,813,012	188,830,529	497,295,719	0.41%	0.36%
7/12/2013	473,243	1,420,148	188,830,529	497,295,719	0.25%	0.29%
7/15/2013	716,279	2,330,649	188,830,529	497,295,719	0.38%	0.47%
7/16/2013	671,039	1,943,187	188,830,529	497,295,719	0.36%	0.39%
7/17/2013	560,384	1,790,857	188,830,529	497,295,719	0.30%	0.36%
7/18/2013	602,050	2,353,269	188,830,529	497,295,719	0.32%	0.47%
7/19/2013	1,263,246	2,104,843	188,830,529	497,295,719	0.67%	0.42%
7/22/2013	297,597	1,436,822	188,830,529	497,295,719	0.16%	0.29%
7/23/2013	384,426	1,216,383	188,830,529	497,295,719	0.20%	0.24%
7/24/2013	466,974	1,478,581	188,830,529	497,295,719	0.25%	0.30%
7/25/2013	431,411	1,370,435	188,830,529	497,295,719	0.23%	0.28%
7/26/2013	440,978	4,587,428	188,830,529	497,570,936	0.23%	0.92%
7/29/2013	378,430	3,278,332	188,830,529	497,570,936	0.20%	0.66%
7/30/2013	838,544	2,751,573	188,830,529	497,570,936	0.44%	0.55%
7/31/2013	707,703	2,705,458	188,830,529	497,570,936	0.37%	0.54%
8/1/2013	1,961,743	2,575,692	188,830,529	497,570,936	1.04%	0.52%
8/2/2013	746,486	1,815,252	188,830,529	497,570,936	0.40%	0.36%
8/5/2013	902,362	1,630,407	188,830,529	497,570,936	0.48%	0.33%
8/6/2013	471,277	1,760,494	188,830,529	497,570,936	0.25%	0.35%
8/7/2013	628,429	2,610,818	188,830,529	497,570,936	0.33%	0.52%
8/8/2013	505,569	2,288,816	188,830,529	497,570,936	0.27%	0.46%
8/9/2013	373,040	3,951,823	188,830,529	497,570,936	0.20%	0.79%
8/12/2013	280,207	2,745,288	188,830,529	497,570,936	0.15%	0.55%
8/13/2013	231,307	2,290,959	188,830,529	497,570,936	0.12%	0.46%
8/14/2013	279,709	1,740,818	188,830,529	497,570,936	0.15%	0.35%
8/15/2013	419,189	2,930,386	188,830,529	497,570,936	0.22%	0.59%
8/16/2013	631,800	3,684,949	188,830,529	497,570,936	0.33%	0.74%
8/19/2013	381,406	2,886,852	188,830,529	497,570,936	0.20%	0.58%
8/20/2013	477,373	4,203,726	188,830,529	497,570,936	0.25%	0.84%
8/21/2013	536,965	4,154,460	188,830,529	497,570,936	0.28%	0.83%
8/22/2013	305,904	2,594,964	188,830,529	497,570,936	0.16%	0.52%
8/23/2013	299,403	2,591,470	188,830,529	497,570,936	0.16%	0.52%
8/26/2013	307,313	2,200,488	188,830,529	497,570,936	0.16%	0.44%
8/27/2013	421,794	2,647,002	188,830,529	497,570,936	0.22%	0.53%
8/28/2013	343,574	2,999,083	188,830,529	497,570,936	0.18%	0.60%
8/29/2013	243,912	4,353,222	188,830,529	497,570,936	0.13%	0.87%
8/30/2013	991,205	3,114,096	188,830,529	497,570,936	0.52%	0.63%
9/3/2013	1,634,839	2,905,993	188,830,529	497,570,936	0.87%	0.58%
9/4/2013	983,403	4,690,790	188,830,529	497,570,936	0.52%	0.94%
9/5/2013	399,278	2,903,754	188,830,529	497,570,936	0.21%	0.58%
9/6/2013	660,759	8,580,407	188,830,529	497,570,936	0.35%	1.72%
9/9/2013	377,440	8,429,804	188,830,529	497,570,936	0.20%	1.69%
9/10/2013	346,377	9,954,411	188,830,529	497,570,936	0.18%	2.00%
9/11/2013	276,036	6,417,678	188,830,529	497,570,936	0.15%	1.29%
9/12/2013	487,712	4,024,513	188,830,529	497,570,936	0.26%	0.81%
9/13/2013	231,807	3,220,460	188,830,529	497,570,936	0.12%	0.65%
9/16/2013	386,396	6,194,804	188,830,529	497,570,936	0.20%	1.25%



9/17/2013	658,772	6,013,512	188,830,529	497,570,936	0.35%	1.21%
9/18/2013	707,083	9,375,996	188,830,529	497,570,936	0.37%	1.88%
9/19/2013	540,400	3,384,088	188,830,529	497,570,936	0.29%	0.68%
9/20/2013	947,442	7,055,069	188,830,529	497,570,936	0.50%	1.42%
9/23/2013	430,496	4,369,901	188,830,529	497,570,936	0.23%	0.88%
9/24/2013	518,582	3,279,229	188,830,529	497,570,936	0.27%	0.66%
9/25/2013	634,985	2,559,893	188,830,529	497,570,936	0.34%	0.51%
9/26/2013	622,394	1,680,853	188,830,529	497,570,936	0.33%	0.34%
9/27/2013	442,680	2,071,005	188,830,529	497,570,936	0.23%	0.42%
9/30/2013	812,705	3,242,873	188,830,529	497,625,709	0.43%	0.65%
10/1/2013	1,411,193	2,260,030	188,830,529	497,625,709	0.75%	0.45%
10/2/2013	601,689	2,663,571	188,830,529	497,625,709	0.32%	0.54%
10/3/2013	731,411	3,251,895	188,830,529	497,625,709	0.39%	0.65%
10/4/2013	453,964	1,063,499	188,830,529	497,625,709	0.24%	0.21%
10/7/2013	617,725	1,345,023	188,830,529	497,625,709	0.33%	0.27%
10/8/2013	547,011	4,724,249	188,830,529	497,625,709	0.29%	0.95%
10/9/2013	682,707	3,293,485	188,830,529	497,625,709	0.36%	0.66%
10/10/2013	645,706	2,434,279	188,830,529	497,625,709	0.34%	0.49%
10/11/2013	567,735	1,737,691	188,830,529	497,625,709	0.30%	0.35%
10/14/2013	788,316	2,098,215	188,830,529	497,625,709	0.42%	0.42%
10/15/2013	585,820	1,993,433	188,830,529	497,625,709	0.31%	0.40%
10/16/2013	413,741	2,183,603	188,830,529	497,625,709	0.22%	0.44%
10/17/2013	754,614	2,077,552	188,830,529	497,625,709	0.40%	0.42%
10/18/2013	1,982,823	3,653,565	188,830,529	497,639,485	1.05%	0.73%
10/21/2013	593,991	2,338,227	188,830,529	497,639,485	0.31%	0.47%
10/22/2013	673,793	3,338,188	188,830,529	497,639,485	0.36%	0.67%
10/23/2013	932,391	3,900,742	188,830,529	497,639,485	0.49%	0.78%
10/24/2013	869,035	3,235,410	188,830,529	497,639,485	0.46%	0.65%
10/25/2013	499,113	2,552,743	188,830,529	497,639,485	0.26%	0.51%
10/28/2013	522,772	2,977,178	188,830,529	497,639,485	0.28%	0.60%
10/29/2013	490,515	2,412,877	188,830,529	497,639,485	0.26%	0.48%
10/30/2013	680,559	2,927,164	188,830,529	497,639,485	0.36%	0.59%
10/31/2013	653,036	3,095,865	188,830,529	497,639,485	0.35%	0.62%
11/1/2013	508,765	2,164,066	188,830,529	497,639,485	0.27%	0.43%
11/4/2013	578,831	1,634,586	188,830,529	497,639,485	0.31%	0.33%
11/5/2013	695,372	3,009,618	188,830,529	497,639,485	0.37%	0.60%
11/6/2013	584,248	3,025,896	188,830,529	497,639,485	0.31%	0.61%
11/7/2013	532,342	2,557,351	188,830,529	497,639,485	0.28%	0.51%
11/8/2013	780,138	2,787,277	188,830,529	497,639,485	0.41%	0.56%
11/11/2013	398,416	1,481,241	188,830,529	497,639,485	0.21%	0.30%
11/12/2013	481,096	2,737,174	188,830,529	497,639,485	0.25%	0.55%
11/13/2013	387,649	2,292,190	188,830,529	497,639,485	0.21%	0.46%
11/14/2013	333,049	3,515,208	188,830,529	497,639,485	0.18%	0.71%
11/15/2013	279,428	4,316,660	188,830,529	497,639,485	0.15%	0.87%
11/18/2013	355,785	3,427,763	188,830,529	497,639,485	0.19%	0.69%
11/19/2013	262,228	3,315,017	188,830,529	497,639,485	0.14%	0.67%
11/20/2013	366,924	5,832,397	188,830,529	497,639,485	0.19%	1.17%
11/21/2013	425,727	3,950,639	188,830,529	497,639,485	0.23%	0.79%
11/22/2013	664,885	3,876,501	188,830,529	497,639,485	0.35%	0.78%
11/25/2013	326,194	4,379,411	188,830,529	497,639,485	0.17%	0.88%
11/26/2013	587,942	5,529,221	188,830,529	497,639,485	0.31%	1.11%
11/27/2013	400,296	3,885,466	188,830,529	497,639,485	0.21%	0.78%
11/29/2013	190,599	1,719,596	188,830,529	497,639,485	0.10%	0.35%
12/2/2013	435,507	4,130,474	188,830,529	497,639,485	0.23%	0.83%
12/3/2013	310,435	7,811,157	188,830,529	497,639,485	0.16%	1.57%
12/4/2013	466,909	7,294,508	188,830,529	497,639,485	0.25%	1.47%
12/5/2013	575,675	5,642,824	188,830,529	497,639,485	0.30%	1.13%
12/6/2013	473,958	4,334,039	188,830,529	497,639,485	0.25%	0.87%
12/9/2013	396,050	4,420,833	188,830,529	497,639,485	0.21%	0.89%
12/10/2013	383,474	4,315,006	188,830,529	497,639,485	0.20%	0.87%
12/11/2013	456,577	3,788,389	188,830,529	497,639,485	0.24%	0.76%
12/12/2013	565,338	3,651,831	188,830,529	497,639,485	0.30%	0.73%
12/13/2013	635,141	4,139,054	188,830,529	497,639,485	0.34%	0.83%

12/16/2013	719,619	4,958,825	188,830,529	497,639,485	0.38%	1.00%
12/17/2013	436,847	3,615,976	188,830,529	497,639,485	0.23%	0.73%
12/18/2013	513,726	5,701,803	188,830,529	497,639,485	0.27%	1.15%
12/19/2013	563,287	3,457,053	188,830,529	497,639,485	0.30%	0.69%
12/20/2013	941,545	8,058,364	188,830,529	497,639,485	0.50%	1.62%
12/23/2013	473,686	2,624,377	188,830,529	497,639,485	0.25%	0.53%
12/24/2013	180,243	1,457,368	188,830,529	497,639,485	0.10%	0.29%
12/26/2013	293,373	1,838,034	188,830,529	497,639,485	0.16%	0.37%
12/27/2013	353,118	2,235,298	188,830,529	497,639,485	0.19%	0.45%
12/30/2013	342,231	1,867,094	188,830,529	497,639,485	0.18%	0.38%
12/31/2013	299,556	1,752,814	189,329,859	497,971,508	0.16%	0.35%
1/2/2014	553,798	3,192,314	189,329,859	497,971,508	0.29%	0.64%
1/3/2014	340,480	2,939,378	189,329,859	497,971,508	0.18%	0.59%
1/6/2014	695,253	3,382,267	189,329,859	497,971,508	0.37%	0.68%
1/7/2014	609,123	3,481,465	189,329,859	497,971,508	0.32%	0.70%
1/8/2014	458,436	3,563,670	189,329,859	497,971,508	0.24%	0.72%
1/9/2014	508,615	2,647,369	189,329,859	497,971,508	0.27%	0.53%
1/10/2014	506,841	3,203,766	189,329,859	497,971,508	0.27%	0.64%
1/13/2014	397,613	2,738,788	189,329,859	497,971,508	0.21%	0.55%
1/14/2014	491,918	3,436,513	189,329,859	497,971,508	0.26%	0.69%
1/15/2014	459,179	2,104,160	189,329,859	497,971,508	0.24%	0.42%
1/16/2014	457,084	2,887,761	189,329,859	497,971,508	0.24%	0.58%
1/17/2014	406,386	2,902,115	189,329,859	497,971,508	0.21%	0.58%
1/21/2014	508,914	2,437,632	189,329,859	497,971,508	0.27%	0.49%
1/22/2014	374,329	1,518,430	189,329,859	497,971,508	0.20%	0.30%
1/23/2014	639,871	2,175,419	189,329,859	497,971,508	0.34%	0.44%
1/24/2014	746,242	3,721,186	189,329,859	497,971,508	0.39%	0.75%
1/27/2014	789,678	2,905,034	189,329,859	497,971,508	0.42%	0.58%
1/28/2014	636,548	2,763,884	189,329,859	497,971,508	0.34%	0.56%
1/29/2014	563,395	3,524,846	189,329,859	497,971,508	0.30%	0.71%
1/30/2014	721,330	2,803,722	189,329,859	497,971,508	0.38%	0.56%
1/31/2014	861,277	3,546,359	189,329,859	497,971,508	0.45%	0.71%
2/3/2014	1,799,417	3,712,055	189,329,859	497,971,508	0.95%	0.75%
2/4/2014	1,421,908	3,340,055	189,329,859	497,971,508	0.75%	0.67%
2/5/2014	758,108	2,351,494	189,329,859	497,971,508	0.40%	0.47%
2/6/2014	440,830	1,773,086	189,329,859	497,971,508	0.23%	0.36%
2/7/2014	508,274	1,650,462	189,329,859	497,971,508	0.27%	0.33%
2/10/2014	699,666	1,348,436	189,329,859	497,971,508	0.37%	0.27%
2/11/2014	396,530	1,784,380	189,329,859	497,971,508	0.21%	0.36%
2/12/2014	494,424	2,259,319	189,329,859	497,971,508	0.26%	0.45%
2/13/2014	469,310	1,962,690	189,329,859	497,971,508	0.25%	0.39%
2/14/2014	476,202	1,823,975	189,370,016	497,971,508	0.25%	0.37%
2/18/2014	649,633	1,996,854	189,370,016	498,288,164	0.34%	0.40%
2/19/2014	735,478	1,922,700	189,370,016	498,288,164	0.39%	0.39%
2/20/2014	527,336	1,607,210	189,370,016	498,288,164	0.28%	0.32%
2/21/2014	697,472	3,159,682	189,370,016	498,288,164	0.37%	0.63%
2/24/2014	576,078	3,588,900	189,370,016	498,288,164	0.30%	0.72%
2/25/2014	419,627	2,464,880	189,789,192	498,288,164	0.22%	0.49%
2/26/2014	622,413	2,084,672	189,789,192	498,288,164	0.33%	0.42%
2/27/2014	668,417	2,242,779	189,789,192	498,288,164	0.35%	0.45%
2/28/2014	1,053,013	3,065,939	189,789,192	498,288,164	0.55%	0.62%
3/3/2014	674,151	3,592,791	189,789,192	498,288,164	0.36%	0.72%
3/4/2014	633,969	3,187,160	189,789,192	498,288,164	0.33%	0.64%
3/5/2014	574,527	2,934,146	189,789,192	498,288,164	0.30%	0.59%
3/6/2014	471,578	2,559,723	189,789,192	498,288,164	0.25%	0.51%
3/7/2014	463,981	3,481,164	189,789,192	498,288,164	0.24%	0.70%
3/10/2014	463,741	2,167,005	189,789,192	498,288,164	0.24%	0.43%
3/11/2014	647,870	1,910,159	189,789,192	498,288,164	0.34%	0.38%
3/12/2014	770,272	2,502,799	189,789,192	498,288,164	0.41%	0.50%
3/13/2014	601,146	3,346,209	189,789,192	498,288,164	0.32%	0.67%
3/14/2014	595,603	2,829,218	189,789,192	498,288,164	0.31%	0.57%
3/17/2014	632,393	3,080,715	189,789,192	498,288,164	0.33%	0.62%
3/18/2014	659,493	2,848,702	189,789,192	498,288,164	0.35%	0.57%



3/19/2014	944,546	3,344,242	189,789,192	498,288,164	0.50%	0.67%
3/20/2014	664,079	3,230,739	189,789,192	498,288,164	0.35%	0.65%
3/21/2014	2,084,307	4,527,088	189,789,192	498,288,164	1.10%	0.91%
3/24/2014	537,505	4,128,260	189,789,192	498,288,164	0.28%	0.83%
3/25/2014	613,915	2,629,916	189,789,192	500,882,139	0.32%	0.53%
3/26/2014	573,092	2,012,499	189,789,192	500,882,139	0.30%	0.40%
3/27/2014	524,537	3,122,313	189,789,192	500,882,139	0.28%	0.62%
3/28/2014	403,927	2,175,387	189,789,192	500,882,139	0.21%	0.43%
3/31/2014	519,599	2,750,812	191,299,799	501,151,619	0.27%	0.55%
4/1/2014	820,660	1,918,455	191,299,799	501,151,619	0.43%	0.38%
4/2/2014	711,075	2,173,481	191,299,799	501,151,619	0.37%	0.43%
4/3/2014	591,623	1,706,133	191,299,799	501,151,619	0.31%	0.34%
4/4/2014	955,386	3,467,411	191,299,799	501,151,619	0.50%	0.69%
4/7/2014	687,922	2,659,024	191,299,799	501,151,619	0.36%	0.53%
4/8/2014	482,194	3,542,073	191,299,799	501,151,619	0.25%	0.71%
4/9/2014	560,821	3,105,909	191,299,799	501,151,619	0.29%	0.62%
4/10/2014	545,930	2,398,538	191,299,799	501,151,619	0.29%	0.48%
4/11/2014	821,568	2,219,218	191,299,799	501,151,619	0.43%	0.44%
4/14/2014	847,013	3,061,200	191,299,799	501,151,619	0.44%	0.61%
4/15/2014	524,302	3,369,304	191,299,799	501,151,619	0.27%	0.67%
4/16/2014	410,377	2,160,229	191,299,799	501,151,619	0.21%	0.43%
4/17/2014	697,127	3,012,208	191,299,799	501,151,619	0.36%	0.60%
4/21/2014	273,612	2,216,461	191,299,799	501,151,619	0.14%	0.44%
4/22/2014	573,198	2,431,569	191,299,799	501,151,619	0.30%	0.49%
4/23/2014	581,755	3,931,669	191,299,799	501,151,619	0.30%	0.78%
4/24/2014	648,990	2,486,979	191,299,799	501,151,619	0.34%	0.50%
4/25/2014	388,878	3,304,064	191,299,799	501,151,619	0.20%	0.66%
4/28/2014	402,342	3,087,580	191,299,799	501,969,728	0.21%	0.62%
4/29/2014	345,217	2,513,129	191,299,799	501,969,728	0.18%	0.50%
4/30/2014	997,546	3,026,079	191,604,704	501,969,728	0.52%	0.60%
5/1/2014	534,737	2,069,752	191,604,704	501,969,728	0.28%	0.41%
5/2/2014	798,868	3,008,355	191,604,704	501,969,728	0.42%	0.60%
5/5/2014	531,360	2,355,382	191,604,704	501,969,728	0.28%	0.47%
5/6/2014	389,411	1,832,938	191,604,704	501,969,728	0.20%	0.37%
5/7/2014	505,485	3,458,283	191,604,704	501,969,728	0.26%	0.69%
5/8/2014	550,220	2,741,095	191,604,704	501,969,728	0.29%	0.55%
5/9/2014	387,253	2,635,170	191,604,704	501,969,728	0.20%	0.52%
5/12/2014	587,408	2,907,004	191,604,704	501,969,728	0.31%	0.58%
5/13/2014	537,481	3,464,535	191,604,704	501,969,728	0.28%	0.69%
5/14/2014	474,399	2,540,114	191,604,704	501,969,728	0.25%	0.51%
5/15/2014	583,611	3,943,798	191,641,156	501,969,728	0.30%	0.79%
5/16/2014	554,439	6,093,984	191,641,156	501,969,728	0.29%	1.21%
5/19/2014	743,223	4,310,446	191,641,156	501,969,728	0.39%	0.86%
5/20/2014	611,225	2,410,534	191,641,156	501,969,728	0.32%	0.48%
5/21/2014	713,025	1,779,721	191,641,156	501,969,728	0.37%	0.35%
5/22/2014	563,915	1,255,944	191,641,156	501,969,728	0.29%	0.25%
5/23/2014	786,118	1,252,011	191,641,156	501,969,728	0.41%	0.25%
5/27/2014	505,217	2,847,625	191,641,156	501,969,728	0.26%	0.57%
5/28/2014	683,649	2,304,769	191,641,156	501,969,728	0.36%	0.46%
5/29/2014	459,414	2,251,500	191,641,156	501,969,728	0.24%	0.45%
5/30/2014	625,797	2,176,543	191,641,156	501,969,728	0.33%	0.43%
6/2/2014	404,951	1,769,288	191,641,156	501,969,728	0.21%	0.35%
6/3/2014	443,708	1,311,438	191,641,156	501,969,728	0.23%	0.26%
6/4/2014	503,944	1,757,262	191,641,156	501,969,728	0.26%	0.35%
6/5/2014	391,338	1,525,223	191,641,156	501,969,728	0.20%	0.30%
6/6/2014	297,596	3,398,358	191,641,156	501,969,728	0.16%	0.68%
6/9/2014	452,034	2,185,850	191,641,156	501,969,728	0.24%	0.44%
6/10/2014	432,555	1,734,859	191,641,156	501,969,728	0.23%	0.35%
6/11/2014	531,403	2,027,226	191,641,156	501,969,728	0.28%	0.40%
6/12/2014	468,532	2,858,726	191,641,156	501,969,728	0.24%	0.57%
6/13/2014	471,955	1,382,645	191,641,156	501,969,728	0.25%	0.28%
6/16/2014	508,294	2,692,727	191,641,156	501,969,728	0.27%	0.54%
6/17/2014	803,780	2,760,159	191,641,156	501,969,728	0.42%	0.55%

6/18/2014	449,314	3,264,340	191,641,156	501,969,728	0.23%	0.65%
6/19/2014	559,864	3,959,040	191,641,156	501,969,728	0.29%	0.79%
6/20/2014	2,120,117	3,755,884	191,641,156	501,969,728	1.11%	0.75%
6/23/2014	524,837	1,541,427	191,641,156	501,969,728	0.27%	0.31%
6/24/2014	678,972	2,472,968	191,641,156	501,969,728	0.35%	0.49%
6/25/2014	447,235	2,132,936	191,641,156	501,969,728	0.23%	0.42%
6/26/2014	591,970	1,772,059	191,641,156	501,969,728	0.31%	0.35%
6/27/2014	743,708	2,520,747	191,641,156	501,969,728	0.39%	0.50%
6/30/2014	988,834	3,023,729	193,599,733	505,105,562	0.51%	0.60%
7/1/2014	1,000,618	2,735,652	193,599,733	505,105,562	0.52%	0.54%
7/2/2014	395,731	3,807,493	193,599,733	505,105,562	0.20%	0.75%
7/3/2014	258,891	3,036,941	193,599,733	505,105,562	0.13%	0.60%
7/7/2014	427,880	2,338,314	193,599,733	505,105,562	0.22%	0.46%
7/8/2014	561,660	2,990,479	193,599,733	505,105,562	0.29%	0.59%
7/9/2014	385,633	1,673,094	193,599,733	505,105,562	0.20%	0.33%
7/10/2014	625,482	1,610,544	193,599,733	505,105,562	0.32%	0.32%
7/11/2014	425,077	1,595,223	193,599,733	505,105,562	0.22%	0.32%
7/14/2014	379,462	1,885,311	193,599,733	505,105,562	0.20%	0.37%
7/15/2014	448,731	2,084,945	193,599,733	505,105,562	0.23%	0.41%
7/16/2014	709,340	1,939,827	193,599,733	505,105,562	0.37%	0.38%
7/17/2014	738,454	2,361,927	193,599,733	505,105,562	0.38%	0.47%
7/18/2014	1,067,312	1,814,903	193,599,733	505,105,562	0.55%	0.36%
7/21/2014	531,963	2,102,203	193,599,733	505,105,562	0.27%	0.42%
7/22/2014	378,668	1,029,662	193,599,733	505,105,562	0.20%	0.20%
7/23/2014	344,403	1,294,226	193,599,733	505,105,562	0.18%	0.26%
7/24/2014	460,870	1,719,156	193,599,733	505,105,562	0.24%	0.34%
7/25/2014	323,817	1,238,575	193,599,733	505,370,152	0.17%	0.25%
7/28/2014	388,873	1,956,349	193,599,733	505,370,152	0.20%	0.39%
7/29/2014	593,551	1,644,131	193,599,733	505,370,152	0.31%	0.33%
7/30/2014	367,472	2,209,134	193,599,733	505,370,152	0.19%	0.44%
7/31/2014	612,189	3,496,114	193,599,733	505,370,152	0.32%	0.69%
8/1/2014	920,154	2,601,098	193,946,489	505,370,152	0.47%	0.51%
8/4/2014	802,960	3,899,470	193,946,489	505,370,152	0.41%	0.77%
8/5/2014	1,134,676	3,427,958	193,946,489	505,370,152	0.59%	0.68%
8/6/2014	759,598	6,111,736	193,946,489	505,370,152	0.39%	1.21%
8/7/2014	412,480	2,398,533	193,946,489	505,370,152	0.21%	0.47%
8/8/2014	577,808	1,530,204	193,946,489	505,370,152	0.30%	0.30%
8/11/2014	649,780	2,350,884	193,946,489	505,370,152	0.34%	0.47%
8/12/2014	453,479	1,763,241	193,946,489	505,370,152	0.23%	0.35%
8/13/2014	259,785	2,172,387	193,946,489	505,370,152	0.13%	0.43%
8/14/2014	412,939	1,477,401	193,946,489	505,370,152	0.21%	0.29%
8/15/2014	374,181	2,274,250	193,946,489	505,370,152	0.19%	0.45%
8/18/2014	288,507	2,199,201	193,946,489	505,370,152	0.15%	0.44%
8/19/2014	495,713	1,569,225	193,946,489	505,370,152	0.26%	0.31%
8/20/2014	426,063	1,460,810	193,946,489	505,370,152	0.22%	0.29%
8/21/2014	363,708	1,291,170	193,946,489	505,370,152	0.19%	0.26%
8/22/2014	287,711	1,258,918	193,946,489	505,370,152	0.15%	0.25%
8/25/2014	354,066	1,239,578	193,946,489	505,370,152	0.18%	0.25%
8/26/2014	421,178	1,350,905	193,946,489	505,370,152	0.22%	0.27%
8/27/2014	534,948	1,959,387	193,946,489	505,370,152	0.28%	0.39%
8/28/2014	396,610	1,111,137	193,946,489	505,370,152	0.20%	0.22%
8/29/2014	538,211	1,334,228	193,946,489	505,370,152	0.28%	0.26%
9/2/2014	752,230	1,940,579	193,946,489	505,370,152	0.39%	0.38%
9/3/2014	450,007	1,599,827	193,946,489	505,370,152	0.23%	0.32%
9/4/2014	524,239	1,189,782	193,946,489	505,370,152	0.27%	0.24%
9/5/2014	325,543	2,122,923	193,946,489	505,370,152	0.17%	0.42%
9/8/2014	386,282	1,377,624	193,946,489	505,370,152	0.20%	0.27%
9/9/2014	357,153	2,199,976	193,946,489	505,370,152	0.18%	0.44%
9/10/2014	784,627	1,493,840	193,946,489	505,370,152	0.40%	0.30%
9/11/2014	397,753	1,576,165	193,946,489	505,370,152	0.21%	0.31%
9/12/2014	529,449	2,039,098	193,946,489	505,370,152	0.27%	0.40%
9/15/2014	2,187,615	1,787,019	193,946,489	505,370,152	1.13%	0.35%
9/16/2014	1,153,465	2,200,809	193,946,489	505,370,152	0.59%	0.44%

9/17/2014	818,648	1,822,141	193,946,489	505,370,152	0.42%	0.36%
9/18/2014	698,559	1,674,692	193,946,489	505,370,152	0.36%	0.33%
9/19/2014	1,756,576	2,604,102	193,946,489	505,370,152	0.91%	0.52%
9/22/2014	943,867	1,409,083	193,946,489	505,370,152	0.49%	0.28%
9/23/2014	1,214,296	2,589,382	193,946,489	505,370,152	0.63%	0.51%
9/24/2014	1,174,036	1,564,219	193,946,489	505,370,152	0.61%	0.31%
9/25/2014	818,063	3,040,745	193,946,489	505,370,152	0.42%	0.60%
9/26/2014	979,860	4,479,529	193,946,489	505,370,152	0.51%	0.89%
9/29/2014	1,074,302	3,893,052	193,946,489	505,370,152	0.55%	0.77%
9/30/2014	1,165,778	5,630,975	194,009,468	505,424,067	0.60%	1.11%
10/1/2014	1,368,953	3,063,761	194,009,468	505,424,067	0.71%	0.61%
10/2/2014	971,598	2,570,846	194,009,468	505,424,067	0.50%	0.51%
10/3/2014	1,239,801	1,918,170	194,009,468	505,424,067	0.64%	0.38%
10/6/2014	897,799	1,140,292	194,009,468	505,424,067	0.46%	0.23%
10/7/2014	850,350	3,357,927	194,009,468	505,424,067	0.44%	0.66%
10/8/2014	851,531	3,210,046	194,009,468	505,424,067	0.44%	0.64%
10/9/2014	969,868	5,174,532	194,009,468	505,424,067	0.50%	1.02%
10/10/2014	1,377,038	4,346,738	194,009,468	505,424,067	0.71%	0.86%
10/13/2014	1,524,940	4,460,015	194,009,468	505,424,067	0.79%	0.88%
10/14/2014	1,445,484	9,447,835	194,009,468	505,424,067	0.75%	1.87%
10/15/2014	2,179,785	6,606,607	194,009,468	505,424,067	1.12%	1.31%
10/16/2014	1,551,999	6,766,364	194,009,468	505,424,067	0.80%	1.34%
10/17/2014	2,847,899	5,540,580	194,009,468	505,424,067	1.47%	1.10%
10/20/2014	1,426,920	4,269,604	194,009,468	505,424,067	0.74%	0.84%
10/21/2014	885,244	4,560,226	194,009,468	505,424,067	0.46%	0.90%
10/22/2014	800,395	3,592,602	194,009,468	505,424,067	0.41%	0.71%
10/23/2014	1,239,742	2,508,487	194,009,468	505,424,067	0.64%	0.50%
10/24/2014	587,353	2,862,879	194,009,468	505,685,923	0.30%	0.57%
10/27/2014	1,044,220	2,921,088	194,009,468	505,685,923	0.54%	0.58%
10/28/2014	702,314	2,931,239	194,009,468	505,685,923	0.36%	0.58%
10/29/2014	1,139,512	2,950,065	194,009,468	505,685,923	0.59%	0.58%
10/30/2014	733,352	5,013,142	194,009,468	505,685,923	0.38%	0.99%
10/31/2014	1,115,993	3,632,905	194,106,937	505,685,923	0.57%	0.72%
11/3/2014	1,219,922	3,243,804	194,106,937	505,685,923	0.63%	0.64%
11/4/2014	2,035,389	3,709,830	194,106,937	505,685,923	1.05%	0.73%
11/5/2014	1,417,562	4,556,003	194,106,937	505,685,923	0.73%	0.90%
11/6/2014	1,171,804	8,182,494	194,106,937	505,685,923	0.60%	1.62%
11/7/2014	961,274	4,070,047	194,106,937	505,685,923	0.50%	0.80%
11/10/2014	907,089	3,284,138	194,106,937	505,685,923	0.47%	0.65%
11/11/2014	1,028,077	2,469,721	194,106,937	505,685,923	0.53%	0.49%
11/12/2014	926,553	3,203,136	194,106,937	505,685,923	0.48%	0.63%
11/13/2014	1,210,153	2,690,875	194,106,937	505,685,923	0.62%	0.53%
11/14/2014	1,067,969	2,794,090	194,106,937	505,685,923	0.55%	0.55%
11/17/2014	1,145,415	2,533,444	194,106,937	505,685,923	0.59%	0.50%
11/18/2014	1,296,349	2,847,555	194,106,937	505,685,923	0.67%	0.56%
11/19/2014	1,036,236	1,972,218	194,106,937	505,685,923	0.53%	0.39%
11/20/2014	1,052,082	2,138,563	194,106,937	505,685,923	0.54%	0.42%
11/21/2014	941,093	2,650,022	194,106,937	505,685,923	0.48%	0.52%
11/24/2014	955,157	2,225,076	194,106,937	505,685,923	0.49%	0.44%
11/25/2014	1,003,474	2,332,571	194,106,937	505,685,923	0.52%	0.46%
11/26/2014	1,377,083	1,256,014	194,106,937	505,685,923	0.71%	0.25%
11/28/2014	875,082	1,210,079	194,106,937	505,685,923	0.45%	0.24%
12/1/2014	1,285,562	5,969,004	194,106,937	505,685,923	0.66%	1.18%
12/2/2014	1,500,147	3,751,995	194,106,937	505,685,923	0.77%	0.74%
12/3/2014	1,660,728	3,330,964	194,106,937	505,685,923	0.86%	0.66%
12/4/2014	1,231,927	2,614,210	194,106,937	505,685,923	0.63%	0.52%
12/5/2014	737,356	2,330,569	194,106,937	505,685,923	0.38%	0.46%
12/8/2014	1,789,019	3,159,876	194,106,937	505,685,923	0.92%	0.62%
12/9/2014	1,186,858	3,249,038	194,106,937	505,685,923	0.61%	0.64%
12/10/2014	932,345	2,761,523	194,106,937	505,685,923	0.48%	0.55%
12/11/2014	610,323	2,116,953	194,106,937	505,685,923	0.31%	0.42%
12/12/2014	988,155	2,194,511	194,106,937	505,685,923	0.51%	0.43%
12/15/2014	1,184,249	3,172,326	194,106,937	505,685,923	0.61%	0.63%

12/16/2014	1,809,429	2,964,296	194,106,937	505,685,923	0.93%	0.59%
12/17/2014	879,836	3,357,456	194,106,937	505,685,923	0.45%	0.66%
12/18/2014	977,357	3,062,842	194,106,937	505,685,923	0.50%	0.61%
12/19/2014	2,005,256	4,525,090	194,106,937	505,685,923	1.03%	0.89%
12/22/2014	806,298	2,095,004	194,106,937	505,685,923	0.42%	0.41%
12/23/2014	873,181	2,220,244	194,106,937	505,685,923	0.45%	0.44%
12/24/2014	575,292	3,164,508	194,106,937	505,685,923	0.30%	0.63%
12/26/2014	432,822	2,546,323	194,106,937	505,685,923	0.22%	0.50%
12/29/2014	1,255,671	3,903,388	194,106,937	505,685,923	0.65%	0.77%
12/30/2014	819,354	2,459,775	194,106,937	505,685,923	0.42%	0.49%
12/31/2014	938,852	2,454,622	194,215,891	505,733,267	0.48%	0.49%
1/2/2015	1,003,004	2,535,289	194,215,891	505,733,267	0.52%	0.50%
1/5/2015	1,553,422	3,107,187	194,215,891	505,733,267	0.80%	0.61%
1/6/2015	2,165,478	4,749,648	194,215,891	505,733,267	1.11%	0.94%
1/7/2015	1,271,390	2,833,770	194,215,891	505,733,267	0.65%	0.56%
1/8/2015	1,414,978	2,516,764	194,215,891	505,733,267	0.73%	0.50%
1/9/2015	1,455,621	2,328,171	194,215,891	505,733,267	0.75%	0.46%
1/12/2015	1,203,092	2,734,295	194,215,891	505,733,267	0.62%	0.54%
1/13/2015	1,115,150	2,612,770	194,215,891	505,733,267	0.57%	0.52%
1/14/2015	1,095,086	2,633,267	194,215,891	505,733,267	0.56%	0.52%
1/15/2015	855,777	2,701,327	194,215,891	505,733,267	0.44%	0.53%
1/16/2015	937,958	2,673,726	194,215,891	505,733,267	0.48%	0.53%
1/20/2015	1,287,809	2,873,201	194,215,891	505,733,267	0.66%	0.57%
1/21/2015	580,245	2,213,393	194,215,891	505,733,267	0.30%	0.44%
1/22/2015	950,195	1,692,496	194,215,891	505,733,267	0.49%	0.33%
1/23/2015	1,174,496	2,021,921	194,215,891	505,733,267	0.60%	0.40%
1/26/2015	1,669,694	1,380,609	194,215,891	505,733,267	0.86%	0.27%
1/27/2015	1,170,346	1,584,284	194,215,891	505,733,267	0.60%	0.31%
1/28/2015	1,466,730	2,561,369	194,215,891	505,733,267	0.76%	0.51%
1/29/2015	3,387,154	2,856,374	194,215,891	505,733,267	1.74%	0.56%
1/30/2015	7,430,417	3,869,381	194,215,891	505,733,267	3.83%	0.77%
2/2/2015	2,386,859	4,280,597	194,215,891	505,733,267	1.23%	0.85%
2/3/2015	2,309,208	3,616,363	194,215,891	505,733,267	1.19%	0.72%
2/4/2015	3,090,131	3,178,787	194,215,891	505,733,267	1.59%	0.63%
2/5/2015	1,739,675	1,954,407	194,215,891	505,733,267	0.90%	0.39%
2/6/2015	1,457,187	5,278,530	194,215,891	505,733,267	0.75%	1.04%
2/9/2015	963,446	3,545,653	194,215,891	505,733,267	0.50%	0.70%
2/10/2015	1,560,666	5,768,557	194,215,891	505,733,267	0.80%	1.14%
2/11/2015	1,004,774	3,636,919	194,215,891	505,733,267	0.52%	0.72%
2/12/2015	1,350,037	4,162,012	194,215,891	505,733,267	0.70%	0.82%
2/13/2015	983,587	5,590,868	194,420,095	505,733,267	0.51%	1.11%
2/17/2015	1,645,058	8,705,383	194,420,095	505,984,840	0.85%	1.72%
2/18/2015	2,050,817	4,253,962	194,420,095	505,984,840	1.05%	0.84%
2/19/2015	1,630,686	5,010,581	194,420,095	505,984,840	0.84%	0.99%
2/20/2015	1,145,659	3,242,308	194,420,095	505,984,840	0.59%	0.64%
2/23/2015	1,026,384	3,245,828	194,420,095	505,984,840	0.53%	0.64%
2/24/2015	946,946	3,374,356	194,420,095	505,984,840	0.49%	0.67%
2/25/2015	1,005,775	2,637,661	194,420,095	505,984,840	0.52%	0.52%
2/26/2015	993,935	2,557,706	194,420,095	505,984,840	0.51%	0.51%
2/27/2015	800,694	2,398,214	194,420,095	505,984,840	0.41%	0.47%
3/2/2015	1,012,545	3,735,811	194,597,172	505,984,840	0.52%	0.74%
3/3/2015	1,191,713	3,546,690	194,597,172	505,984,840	0.61%	0.70%
3/4/2015	1,137,551	2,383,467	194,597,172	505,984,840	0.58%	0.47%
3/5/2015	891,347	3,362,059	194,597,172	505,984,840	0.46%	0.66%
3/6/2015	1,317,228	5,799,467	194,597,172	505,984,840	0.68%	1.15%
3/9/2015	1,083,653	5,106,510	194,597,172	505,984,840	0.56%	1.01%
3/10/2015	1,116,084	4,259,064	194,597,172	505,984,840	0.57%	0.84%
3/11/2015	1,626,539	3,392,791	194,597,172	505,984,840	0.84%	0.67%
3/12/2015	778,744	2,536,894	194,597,172	505,984,840	0.40%	0.50%
3/13/2015	985,511	3,921,736	194,597,172	505,984,840	0.51%	0.78%
3/16/2015	1,134,478	3,308,481	194,597,172	505,984,840	0.58%	0.65%
3/17/2015	1,109,601	2,415,373	194,597,172	505,984,840	0.57%	0.48%
3/18/2015	1,067,337	4,264,604	194,597,172	505,984,840	0.55%	0.84%



3/19/2015	614,093	3,405,814	194,597,172	505,984,840	0.32%	0.67%
3/20/2015	2,825,965	5,561,511	194,597,172	505,984,840	1.45%	1.10%
3/23/2015	827,738	2,746,584	194,597,172	505,984,840	0.43%	0.54%
3/24/2015	687,392	4,964,090	194,597,172	506,659,988	0.35%	0.98%
3/25/2015	780,605	3,633,466	194,597,172	506,659,988	0.40%	0.72%
3/26/2015	1,118,162	3,747,687	194,597,172	506,659,988	0.57%	0.74%
3/27/2015	722,756	5,961,978	194,597,172	506,659,988	0.37%	1.18%
3/30/2015	771,505	2,879,041	194,597,172	506,659,988	0.40%	0.57%
3/31/2015	908,213	4,321,537	194,652,208	506,663,770	0.47%	0.85%
4/1/2015	925,734	1,972,196	194,652,208	506,663,770	0.48%	0.39%
4/2/2015	1,102,382	2,558,106	194,652,208	506,663,770	0.57%	0.50%
4/6/2015	1,129,466	1,714,696	194,652,208	506,663,770	0.58%	0.34%
4/7/2015	1,025,808	2,033,983	194,652,208	506,663,770	0.53%	0.40%
4/8/2015	1,068,420	1,761,230	194,652,208	506,663,770	0.55%	0.35%
4/9/2015	1,081,094	2,195,422	194,652,208	506,663,770	0.56%	0.43%
4/10/2015	796,502	1,609,452	194,652,208	506,663,770	0.41%	0.32%
4/13/2015	1,013,295	1,881,754	194,652,208	506,663,770	0.52%	0.37%
4/14/2015	680,054	1,668,365	194,652,208	506,663,770	0.35%	0.33%
4/15/2015	818,062	1,867,313	194,652,208	506,663,770	0.42%	0.37%
4/16/2015	722,435	2,339,128	194,652,208	506,663,770	0.37%	0.46%
4/17/2015	626,676	2,963,694	194,652,208	506,663,770	0.32%	0.58%
4/20/2015	615,064	2,446,676	194,652,208	506,663,770	0.32%	0.48%
4/21/2015	692,429	2,518,489	194,652,208	506,663,770	0.36%	0.50%
4/22/2015	651,754	2,132,249	194,652,208	506,663,770	0.33%	0.42%
4/23/2015	566,285	2,029,055	194,652,208	506,663,770	0.29%	0.40%
4/24/2015	822,767	2,172,559	194,652,208	506,663,770	0.42%	0.43%
4/27/2015	1,008,381	2,234,878	194,652,208	506,914,489	0.52%	0.44%
4/28/2015	748,083	1,983,020	194,652,208	506,914,489	0.38%	0.39%
4/29/2015	841,277	3,585,581	194,652,208	506,914,489	0.43%	0.71%
4/30/2015	2,345,058	4,739,871	194,652,208	506,914,489	1.20%	0.94%
5/1/2015	681,454	3,403,764	194,770,955	506,914,489	0.35%	0.67%
5/4/2015	1,484,460	3,386,199	194,770,955	506,914,489	0.76%	0.67%
5/5/2015	1,799,235	3,824,859	194,770,955	506,914,489	0.92%	0.75%
5/6/2015	1,673,521	2,701,829	194,770,955	506,914,489	0.86%	0.53%
5/7/2015	1,170,528	3,473,063	194,770,955	506,914,489	0.60%	0.69%
5/8/2015	1,053,879	2,629,275	194,770,955	506,914,489	0.54%	0.52%
5/11/2015	843,212	2,801,594	194,770,955	506,914,489	0.43%	0.55%
5/12/2015	898,932	3,132,400	194,770,955	506,914,489	0.46%	0.62%
5/13/2015	1,078,338	3,395,762	194,770,955	506,914,489	0.55%	0.67%
5/14/2015	808,902	4,315,769	194,770,955	506,914,489	0.42%	0.85%
5/15/2015	767,451	4,337,860	194,770,955	506,914,489	0.39%	0.86%
5/18/2015	543,102	3,799,094	194,770,955	506,914,489	0.28%	0.75%
5/19/2015	1,191,940	4,438,659	194,770,955	506,914,489	0.61%	0.88%
5/20/2015	1,183,571	3,416,137	194,770,955	506,914,489	0.61%	0.67%
5/21/2015	552,018	2,101,139	194,770,955	506,914,489	0.28%	0.41%
5/22/2015	692,251	1,729,669	194,770,955	506,914,489	0.36%	0.34%
5/26/2015	719,922	4,066,364	194,770,955	506,914,489	0.37%	0.80%
5/27/2015	895,698	2,451,777	194,770,955	506,914,489	0.46%	0.48%
5/28/2015	653,539	2,491,947	194,770,955	506,914,489	0.34%	0.49%
5/29/2015	981,230	2,535,839	194,770,955	506,914,489	0.50%	0.50%
6/1/2015	1,064,282	2,274,441	194,770,955	506,914,489	0.55%	0.45%
6/2/2015	1,092,422	4,439,520	194,770,955	506,914,489	0.56%	0.88%
6/3/2015	806,519	5,414,274	194,770,955	506,914,489	0.41%	1.07%
6/4/2015	1,164,608	3,200,413	194,770,955	506,914,489	0.60%	0.63%
6/5/2015	903,186	4,661,992	194,770,955	506,914,489	0.46%	0.92%
6/8/2015	1,461,859	2,412,704	194,770,955	506,914,489	0.75%	0.48%
6/9/2015	800,930	2,957,684	194,770,955	506,914,489	0.41%	0.58%
6/10/2015	760,711	3,624,423	194,770,955	506,914,489	0.39%	0.71%
6/11/2015	1,036,932	3,348,901	194,770,955	506,914,489	0.53%	0.66%
6/12/2015	770,662	4,900,212	194,770,955	506,914,489	0.40%	0.97%
6/15/2015	950,317	2,619,220	194,770,955	506,914,489	0.49%	0.52%
6/16/2015	841,202	2,370,417	194,770,955	506,914,489	0.43%	0.47%
6/17/2015	1,182,348	2,880,189	194,770,955	506,914,489	0.61%	0.57%

6/18/2015	896,169	2,501,949	194,770,955	506,914,489	0.46%	0.49%
6/19/2015	1,929,977	2,887,293	194,770,955	506,914,489	0.99%	0.57%
6/22/2015	699,806	1,671,346	194,770,955	506,914,489	0.36%	0.33%
6/23/2015	891,037	3,014,804	194,770,955	506,914,489	0.46%	0.59%
6/24/2015	1,150,710	3,481,769	194,770,955	506,914,489	0.59%	0.69%
6/25/2015	1,143,684	3,032,734	194,770,955	506,914,489	0.59%	0.60%
6/26/2015	1,101,722	2,654,765	194,770,955	506,914,489	0.57%	0.52%
6/29/2015	1,268,117	3,643,655	194,770,955	506,914,489	0.65%	0.72%
6/30/2015	1,927,408	4,141,910	194,872,380	506,959,395	0.99%	0.82%
7/1/2015	1,395,385	3,625,871	194,872,380	506,959,395	0.72%	0.72%
7/2/2015	1,125,650	2,794,681	194,872,380	506,959,395	0.58%	0.55%
7/6/2015	1,746,216	2,641,703	194,872,380	506,959,395	0.90%	0.52%
7/7/2015	953,899	3,592,242	194,872,380	506,959,395	0.49%	0.71%
7/8/2015	2,074,501	2,893,319	194,872,380	506,959,395	1.06%	0.57%
7/9/2015	1,501,826	2,072,583	194,872,380	506,959,395	0.77%	0.41%
7/10/2015	1,237,023	2,825,050	194,872,380	506,959,395	0.63%	0.56%
7/13/2015	795,883	2,386,618	194,872,380	506,959,395	0.41%	0.47%
7/14/2015	616,634	1,421,686	194,872,380	506,959,395	0.32%	0.28%
7/15/2015	810,937	1,663,568	194,872,380	506,959,395	0.42%	0.33%
7/16/2015	969,349	2,154,148	194,872,380	506,959,395	0.50%	0.42%
7/17/2015	1,055,987	2,355,983	194,872,380	506,959,395	0.54%	0.46%
7/20/2015	917,358	2,645,098	194,872,380	506,959,395	0.47%	0.52%
7/21/2015	1,108,777	2,352,481	194,872,380	506,959,395	0.57%	0.46%
7/22/2015	656,210	2,511,864	194,872,380	506,959,395	0.34%	0.50%
7/23/2015	1,281,030	2,959,417	194,872,380	506,959,395	0.66%	0.58%
7/24/2015	1,183,748	2,329,119	194,872,380	506,959,395	0.61%	0.46%
7/27/2015	967,699	3,091,837	194,872,380	507,211,342	0.50%	0.61%
7/28/2015	1,211,303	2,364,378	195,063,757	507,211,342	0.62%	0.47%
7/29/2015	1,062,746	2,424,704	195,063,757	507,211,342	0.54%	0.48%
7/30/2015	1,442,009	4,738,107	195,063,757	507,211,342	0.74%	0.93%
7/31/2015	3,671,741	5,335,849	195,063,757	507,211,342	1.88%	1.05%
8/3/2015	1,117,284	2,849,899	195,063,757	507,211,342	0.57%	0.56%
8/4/2015	2,786,284	1,963,137	195,063,757	507,211,342	1.43%	0.39%
8/5/2015	1,911,146	3,175,972	195,063,757	507,211,342	0.98%	0.63%
8/6/2015	1,720,223	3,942,841	195,063,757	507,211,342	0.88%	0.78%
8/7/2015	1,371,374	2,568,333	195,063,757	507,211,342	0.70%	0.51%
8/10/2015	1,830,918	2,813,733	195,063,757	507,211,342	0.94%	0.55%
8/11/2015	1,321,575	3,270,889	195,063,757	507,211,342	0.68%	0.64%
8/12/2015	1,035,186	3,905,036	195,063,757	507,211,342	0.53%	0.77%
8/13/2015	1,106,799	2,410,690	195,063,757	507,211,342	0.57%	0.48%
8/14/2015	735,739	1,568,932	195,063,757	507,211,342	0.38%	0.31%
8/17/2015	932,651	2,788,594	195,063,757	507,211,342	0.48%	0.55%
8/18/2015	409,410	2,413,251	195,063,757	507,211,342	0.21%	0.48%
8/19/2015	645,553	3,832,069	195,063,757	507,211,342	0.33%	0.76%
8/20/2015	649,591	2,438,788	195,063,757	507,211,342	0.33%	0.48%
8/21/2015	758,243	3,716,682	195,063,757	507,211,342	0.39%	0.73%
8/24/2015	1,801,631	6,026,559	195,063,757	507,211,342	0.92%	1.19%
8/25/2015	1,788,970	5,174,561	195,063,757	507,211,342	0.92%	1.02%
8/26/2015	1,328,249	4,839,740	195,063,757	507,211,342	0.68%	0.95%
8/27/2015	1,228,369	4,082,350	195,063,757	507,211,342	0.63%	0.80%
8/28/2015	1,280,926	2,366,200	195,063,757	507,211,342	0.66%	0.47%
8/31/2015	1,868,194	5,646,210	195,063,757	507,211,342	0.96%	1.11%
9/1/2015	1,250,615	5,510,377	195,063,757	507,211,342	0.64%	1.09%
9/2/2015	1,016,672	4,570,032	195,063,757	507,211,342	0.52%	0.90%
9/3/2015	1,009,485	4,303,263	195,063,757	507,211,342	0.52%	0.85%
9/4/2015	945,362	3,989,332	195,063,757	507,211,342	0.48%	0.79%
9/8/2015	1,644,232	3,181,907	195,063,757	507,211,342	0.84%	0.63%
9/9/2015	1,107,577	4,514,078	195,063,757	507,211,342	0.57%	0.89%
9/10/2015	1,261,284	4,989,136	195,063,757	507,211,342	0.65%	0.98%
9/11/2015	664,611	2,792,518	195,063,757	507,211,342	0.34%	0.55%
9/14/2015	541,888	2,842,028	195,063,757	507,211,342	0.28%	0.56%
9/15/2015	811,643	4,569,218	195,063,757	507,211,342	0.42%	0.90%
9/16/2015	989,831	2,625,087	195,063,757	507,211,342	0.51%	0.52%



9/17/2015	1,058,081	3,335,278	195,063,757	507,211,342	0.54%	0.66%
9/18/2015	1,999,077	3,772,636	195,063,757	507,211,342	1.02%	0.74%
9/21/2015	779,451	4,013,791	195,063,757	507,211,342	0.40%	0.79%
9/22/2015	587,197	4,282,341	195,063,757	507,211,342	0.30%	0.84%
9/23/2015	769,373	3,759,633	195,063,757	507,211,342	0.39%	0.74%
9/24/2015	709,887	3,556,774	195,063,757	507,211,342	0.36%	0.70%
9/25/2015	767,342	2,837,111	195,063,757	507,211,342	0.39%	0.56%
9/28/2015	837,421	3,112,391	195,063,757	507,211,342	0.43%	0.61%
9/29/2015	1,018,632	3,361,696	195,063,757	507,211,342	0.52%	0.66%
9/30/2015	1,281,848	2,721,974	195,265,744	507,267,264	0.66%	0.54%
10/1/2015	1,330,873	2,875,160	195,265,744	507,267,264	0.68%	0.57%
10/2/2015	1,035,061	3,299,454	195,265,744	507,267,264	0.53%	0.65%
10/5/2015	1,939,468	5,369,432	195,265,744	507,267,264	0.99%	1.06%
10/6/2015	1,500,364	3,881,629	195,265,744	507,267,264	0.77%	0.77%
10/7/2015	1,588,072	4,451,673	195,265,744	507,267,264	0.81%	0.88%
10/8/2015	764,140	2,013,906	195,265,744	507,267,264	0.39%	0.40%
10/9/2015	981,335	3,074,042	195,265,744	507,267,264	0.50%	0.61%
10/12/2015	728,402	2,087,378	195,265,744	507,267,264	0.37%	0.41%
10/13/2015	756,352	2,925,897	195,265,744	507,267,264	0.39%	0.58%
10/14/2015	655,168	2,429,007	195,265,744	507,267,264	0.34%	0.48%
10/15/2015	727,531	2,588,674	195,265,744	507,267,264	0.37%	0.51%
10/16/2015	931,266	2,948,207	195,265,744	507,267,264	0.48%	0.58%
10/19/2015	669,817	4,411,896	195,265,744	507,267,264	0.34%	0.87%
10/20/2015	1,059,514	3,477,271	195,265,744	507,267,264	0.54%	0.69%
10/21/2015	578,050	1,709,874	195,265,744	507,267,264	0.30%	0.34%
10/22/2015	669,889	2,684,056	195,265,744	507,267,264	0.34%	0.53%
10/23/2015	615,880	3,624,624	195,265,744	507,267,264	0.32%	0.71%
10/26/2015	647,121	2,959,885	195,265,744	507,496,978	0.33%	0.58%
10/27/2015	716,540	2,603,571	195,265,744	507,496,978	0.37%	0.51%
10/28/2015	1,077,708	3,256,374	195,265,744	507,496,978	0.55%	0.64%
10/29/2015	784,561	4,433,307	195,265,744	507,496,978	0.40%	0.87%
10/30/2015	1,187,653	3,160,339	195,265,744	507,496,978	0.61%	0.62%
11/2/2015	1,003,751	2,499,205	195,265,744	507,496,978	0.51%	0.49%
11/3/2015	2,102,753	1,817,786	195,265,744	507,496,978	1.08%	0.36%
11/4/2015	977,302	1,925,749	195,265,744	507,496,978	0.50%	0.38%
11/5/2015	841,623	2,228,824	195,265,744	507,496,978	0.43%	0.44%
11/6/2015	996,711	5,854,600	195,265,744	507,496,978	0.51%	1.15%
11/9/2015	1,066,347	3,674,434	195,265,744	507,496,978	0.55%	0.72%
11/10/2015	945,627	4,266,917	195,265,744	507,496,978	0.48%	0.84%
11/11/2015	648,568	3,611,090	195,265,744	507,496,978	0.33%	0.71%
11/12/2015	851,212	4,105,154	195,265,744	507,496,978	0.44%	0.81%
11/13/2015	1,615,541	3,446,732	195,265,744	507,496,978	0.83%	0.68%
11/16/2015	858,060	3,515,828	195,265,744	507,496,978	0.44%	0.69%
11/17/2015	1,164,342	4,005,287	195,265,744	507,496,978	0.60%	0.79%
11/18/2015	1,006,001	3,612,795	195,265,744	507,496,978	0.52%	0.71%
11/19/2015	1,055,750	3,494,169	195,265,744	507,496,978	0.54%	0.69%
11/20/2015	1,113,642	3,884,520	195,265,744	507,496,978	0.57%	0.77%
11/23/2015	1,224,804	2,342,099	195,265,744	507,496,978	0.63%	0.46%
11/24/2015	2,735,450	4,416,285	195,265,744	507,496,978	1.40%	0.87%
11/25/2015	1,739,097	2,200,068	195,265,744	507,496,978	0.89%	0.43%
11/27/2015	1,601,849	1,468,035	195,265,744	507,496,978	0.82%	0.29%
11/30/2015	#####	3,597,077	195,265,744	507,496,978	5.57%	0.71%
12/1/2015	2,152,166	4,161,478	195,265,744	507,496,978	1.10%	0.82%
12/2/2015	1,730,879	3,471,061	195,265,744	507,496,978	0.89%	0.68%
12/3/2015	1,863,304	7,790,774	195,265,744	507,496,978	0.95%	1.54%
12/4/2015	1,779,518	5,090,697	195,265,744	507,496,978	0.91%	1.00%
12/7/2015	1,435,424	4,847,799	195,265,744	507,496,978	0.74%	0.96%
12/8/2015	1,584,509	4,830,860	195,265,744	507,496,978	0.81%	0.95%
12/9/2015	1,605,222	3,295,321	195,265,744	507,496,978	0.82%	0.65%
12/10/2015	1,459,842	5,652,183	195,265,744	507,496,978	0.75%	1.11%
12/11/2015	1,445,164	4,247,295	195,265,744	507,496,978	0.74%	0.84%
12/14/2015	1,635,791	3,822,255	195,265,744	507,496,978	0.84%	0.75%
12/15/2015	1,093,818	3,306,839	195,265,744	507,496,978	0.56%	0.65%

12/16/2015	1,320,838	4,072,440	195,265,744	507,496,978	0.68%	0.80%
12/17/2015	1,177,649	2,868,963	195,265,744	507,496,978	0.60%	0.57%
12/18/2015	2,921,497	6,339,827	195,265,744	507,496,978	1.50%	1.25%
12/21/2015	1,421,060	4,141,744	195,265,744	507,496,978	0.73%	0.82%
12/22/2015	1,390,589	3,459,542	195,265,744	507,496,978	0.71%	0.68%
12/23/2015	1,135,708	3,101,784	195,265,744	507,496,978	0.58%	0.61%
12/24/2015	346,924	1,577,344	195,265,744	507,496,978	0.18%	0.31%
12/28/2015	819,312	3,689,755	195,265,744	507,496,978	0.42%	0.73%
12/29/2015	834,752	1,921,136	195,265,744	507,496,978	0.43%	0.38%
12/30/2015	726,376	1,392,167	195,265,744	507,496,978	0.37%	0.27%
12/31/2015	828,366	2,330,406	195,265,744	507,535,523	0.42%	0.46%
1/4/2016	1,539,393	2,819,292	195,265,744	507,535,523	0.79%	0.56%
1/5/2016	1,170,760	2,141,174	195,265,744	507,535,523	0.60%	0.42%
1/6/2016	1,282,430	5,191,872	195,265,744	507,535,523	0.66%	1.02%
1/7/2016	1,012,610	5,212,230	195,265,744	507,535,523	0.52%	1.03%
1/8/2016	1,211,476	3,005,505	195,265,744	507,535,523	0.62%	0.59%
1/11/2016	702,930	3,885,497	195,265,744	507,535,523	0.36%	0.77%
1/12/2016	922,509	3,354,193	195,265,744	507,535,523	0.47%	0.66%
1/13/2016	1,557,106	4,818,019	195,265,744	507,535,523	0.80%	0.95%
1/14/2016	1,451,573	3,671,440	195,265,744	507,535,523	0.74%	0.72%
1/15/2016	1,881,333	3,878,549	195,265,744	507,535,523	0.96%	0.76%
1/19/2016	1,245,579	5,422,532	195,265,744	507,535,523	0.64%	1.07%
1/20/2016	1,436,787	5,464,385	195,265,744	507,535,523	0.74%	1.08%
1/21/2016	1,376,165	5,359,249	195,265,744	507,535,523	0.70%	1.06%
1/22/2016	1,234,319	4,530,973	195,265,744	507,535,523	0.63%	0.89%
1/25/2016	1,225,836	2,343,133	195,265,744	507,535,523	0.63%	0.46%
1/26/2016	2,128,950	2,709,050	195,265,744	507,535,523	1.09%	0.53%
1/27/2016	1,554,966	3,760,169	195,265,744	507,535,523	0.80%	0.74%
1/28/2016	4,106,701	3,168,006	195,265,744	507,535,523	2.10%	0.62%
1/29/2016	4,427,202	5,407,345	195,265,744	507,535,523	2.27%	1.07%
2/1/2016	1,937,806	6,105,036	195,265,744	507,535,523	0.99%	1.20%
2/2/2016	1,926,913	5,094,618	195,265,744	507,535,523	0.99%	1.00%
2/3/2016	2,779,518	8,312,260	195,265,744	507,535,523	1.42%	1.64%
2/4/2016	2,437,249	5,492,676	195,265,744	507,535,523	1.25%	1.08%
2/5/2016	2,610,705	5,090,738	195,265,744	507,535,523	1.34%	1.00%
2/8/2016	2,016,266	7,091,229	195,265,744	507,535,523	1.03%	1.40%
2/9/2016	1,680,785	4,267,762	195,265,744	507,535,523	0.86%	0.84%
2/10/2016	1,507,668	4,688,783	195,265,744	507,535,523	0.77%	0.92%
2/11/2016	1,176,411	4,570,967	195,265,744	507,535,523	0.60%	0.90%
2/12/2016	926,908	4,062,011	195,265,744	507,535,523	0.47%	0.80%
2/16/2016	971,075	3,158,875	195,265,744	507,553,673	0.50%	0.62%
2/17/2016	862,311	4,160,120	195,265,744	507,553,673	0.44%	0.82%
2/18/2016	1,021,079	3,784,971	195,265,744	507,553,673	0.52%	0.75%
2/19/2016	574,842	4,361,583	195,265,744	507,553,673	0.29%	0.86%
2/22/2016	691,134	2,395,782	195,265,744	507,553,673	0.35%	0.47%
2/23/2016	690,321	2,925,474	195,265,744	507,553,673	0.35%	0.58%
2/24/2016	1,432,901	2,831,971	195,265,744	507,553,673	0.73%	0.56%
2/25/2016	787,013	2,922,511	195,265,744	507,553,673	0.40%	0.58%
2/26/2016	1,068,757	5,065,164	195,265,744	507,553,673	0.55%	1.00%
2/29/2016	1,098,902	5,545,005	195,265,744	507,553,673	0.56%	1.09%
3/1/2016	1,218,105	4,788,686	195,304,376	507,553,673	0.62%	0.94%
3/2/2016	1,509,631	5,011,039	195,304,376	507,553,673	0.77%	0.99%
3/3/2016	1,300,662	3,127,794	195,304,376	507,553,673	0.67%	0.62%
3/4/2016	1,563,950	5,117,575	195,304,376	507,553,673	0.80%	1.01%
3/7/2016	1,442,839	4,124,243	195,304,376	507,553,673	0.74%	0.81%
3/8/2016	983,111	4,230,941	195,304,376	507,553,673	0.50%	0.83%
3/9/2016	951,682	3,557,762	195,304,376	507,553,673	0.49%	0.70%
3/10/2016	1,012,679	3,408,249	195,304,376	507,553,673	0.52%	0.67%
3/11/2016	1,024,422	3,199,701	195,304,376	507,553,673	0.52%	0.63%
3/14/2016	656,719	3,367,908	195,304,376	507,553,673	0.34%	0.66%
3/15/2016	635,925	2,464,908	195,304,376	507,553,673	0.33%	0.49%
3/16/2016	1,027,915	2,344,377	195,304,376	507,553,673	0.53%	0.46%
3/17/2016	623,191	3,099,067	195,304,376	507,553,673	0.32%	0.61%

Docket No. EL18-\_\_\_\_  
**Volume 4A**  
**Section 6**

3/18/2016	1,735,326	4,840,992	195,304,376	507,553,673	0.89%	0.95%
3/21/2016	629,934	2,337,376	195,304,376	507,553,673	0.32%	0.46%
3/22/2016	1,017,974	2,426,005	195,304,376	507,952,795	0.52%	0.48%
3/23/2016	859,564	2,566,302	195,304,376	507,952,795	0.44%	0.51%
3/24/2016	837,627	2,178,269	195,304,376	507,952,795	0.43%	0.43%
3/28/2016	559,791	1,512,926	195,304,376	507,952,795	0.29%	0.30%
3/29/2016	1,193,337	2,830,437	195,304,376	507,952,795	0.61%	0.56%
3/30/2016	779,575	2,078,179	195,304,376	507,952,795	0.40%	0.41%
3/31/2016	1,097,802	3,219,233	195,304,376	507,952,795	0.56%	0.63%
4/1/2016	1,163,940	2,832,173	195,304,376	507,952,795	0.60%	0.56%
4/4/2016	1,200,310	2,278,297	195,304,376	507,952,795	0.61%	0.45%
4/5/2016	2,018,388	4,397,790	195,304,376	507,952,795	1.03%	0.87%
4/6/2016	721,959	3,211,611	195,304,376	507,952,795	0.37%	0.63%
4/7/2016	999,794	3,338,646	195,304,376	507,952,795	0.51%	0.66%
4/8/2016	492,728	2,103,895	195,304,376	507,952,795	0.25%	0.41%
4/11/2016	1,126,738	2,266,128	195,304,376	507,952,795	0.58%	0.45%
4/12/2016	721,161	3,158,671	195,304,376	507,952,795	0.37%	0.62%
4/13/2016	666,717	2,578,489	195,304,376	507,952,795	0.34%	0.51%
4/14/2016	390,576	2,091,802	195,304,376	507,952,795	0.20%	0.41%
4/15/2016	625,238	2,820,011	195,304,376	507,952,795	0.32%	0.56%
4/18/2016	677,738	2,090,695	195,304,376	507,952,795	0.35%	0.41%
4/19/2016	573,307	2,767,842	195,304,376	507,952,795	0.29%	0.54%
4/20/2016	588,812	5,000,821	195,304,376	507,952,795	0.30%	0.98%
4/21/2016	727,191	8,397,663	195,304,376	507,952,795	0.37%	1.65%
4/22/2016	614,489	5,038,916	195,304,376	507,952,795	0.31%	0.99%
4/25/2016	651,674	3,237,260	195,304,376	507,952,795	0.33%	0.64%
4/26/2016	807,481	3,357,558	195,304,376	507,952,795	0.41%	0.66%
4/27/2016	690,718	4,432,137	195,304,376	507,952,795	0.35%	0.87%
4/28/2016	830,849	3,163,173	195,304,376	507,952,795	0.43%	0.62%
4/29/2016	1,303,129	3,865,674	195,304,376	507,952,795	0.67%	0.76%
5/2/2016	711,133	2,990,552	195,304,376	507,952,795	0.36%	0.59%
5/3/2016	829,553	2,500,822	195,304,376	507,952,795	0.42%	0.49%
5/4/2016	1,184,447	3,372,141	195,304,376	507,952,795	0.61%	0.66%
5/5/2016	771,528	3,005,216	195,304,376	507,952,795	0.40%	0.59%
5/6/2016	920,532	3,652,432	195,304,376	507,952,795	0.47%	0.72%
5/9/2016	798,674	4,033,529	195,304,376	507,952,795	0.41%	0.79%
5/10/2016	801,604	3,160,188	195,304,376	507,952,795	0.41%	0.62%
5/11/2016	946,213	2,399,600	195,304,376	507,952,795	0.48%	0.47%
5/12/2016	1,534,815	3,815,231	195,304,376	507,952,795	0.79%	0.75%
5/13/2016	1,037,495	2,721,252	195,304,376	507,952,795	0.53%	0.54%
5/16/2016	887,844	2,724,113	195,304,376	507,952,795	0.45%	0.54%
5/17/2016	925,099	3,252,254	195,304,376	507,952,795	0.47%	0.64%
5/18/2016	828,706	3,696,289	195,304,376	507,952,795	0.42%	0.73%
5/19/2016	622,046	2,560,169	195,304,376	507,952,795	0.32%	0.50%
5/20/2016	644,221	2,967,494	195,304,376	507,952,795	0.33%	0.58%
5/23/2016	503,460	2,247,647	195,304,376	507,952,795	0.26%	0.44%
5/24/2016	531,746	2,358,249	195,304,376	507,952,795	0.27%	0.46%
5/25/2016	780,719	2,779,655	195,304,376	507,952,795	0.40%	0.55%
5/26/2016	544,180	2,465,550	195,304,376	507,952,795	0.28%	0.49%
5/27/2016	535,234	2,136,464	195,304,376	507,952,795	0.27%	0.42%
5/31/2016	1,362,744	4,784,379	195,304,376	507,952,795	0.70%	0.94%
6/1/2016	745,123	2,542,326	195,304,376	507,952,795	0.38%	0.50%
6/2/2016	853,145	2,222,718	195,304,376	507,952,795	0.44%	0.44%
6/3/2016	776,654	2,656,754	195,304,376	507,952,795	0.40%	0.52%
6/6/2016	813,962	2,238,913	195,304,376	507,952,795	0.42%	0.44%
6/7/2016	862,560	2,169,386	195,304,376	507,952,795	0.44%	0.43%
6/8/2016	793,427	2,247,632	195,304,376	507,952,795	0.41%	0.44%
6/9/2016	659,937	3,039,348	195,304,376	507,952,795	0.34%	0.60%
6/10/2016	738,988	2,901,010	195,304,376	507,952,795	0.38%	0.57%
6/13/2016	760,298	3,137,457	195,304,376	507,952,795	0.39%	0.62%
6/14/2016	704,490	3,141,384	195,304,376	507,952,795	0.36%	0.62%
6/15/2016	904,209	3,083,906	195,304,376	507,952,795	0.46%	0.61%
6/16/2016	679,932	4,006,575	195,304,376	507,952,795	0.35%	0.79%

6/17/2016	1,451,590	3,972,622	195,304,376	507,952,795	0.74%	0.78%
6/20/2016	787,995	3,008,956	195,304,376	507,952,795	0.40%	0.59%
6/21/2016	773,918	2,302,112	195,304,376	507,952,795	0.40%	0.45%
6/22/2016	598,775	2,360,981	195,304,376	507,952,795	0.31%	0.46%
6/23/2016	583,013	2,629,631	195,304,376	507,952,795	0.30%	0.52%
6/24/2016	1,453,078	7,305,992	195,304,376	507,952,795	0.74%	1.44%
6/27/2016	1,264,633	5,578,895	195,304,376	507,952,795	0.65%	1.10%
6/28/2016	1,828,447	2,744,750	195,304,376	507,952,795	0.94%	0.54%
6/29/2016	1,342,206	2,583,720	195,304,376	507,952,795	0.69%	0.51%
6/30/2016	1,669,506	3,544,769	195,304,376	507,952,795	0.85%	0.70%
7/1/2016	1,424,987	2,224,978	195,304,376	507,952,795	0.73%	0.44%
7/5/2016	1,901,084	3,443,832	195,304,376	507,952,795	0.97%	0.68%
7/6/2016	2,497,182	3,545,121	195,304,376	507,952,795	1.28%	0.70%
7/7/2016	1,176,391	4,183,846	195,304,376	507,952,795	0.60%	0.82%
7/8/2016	809,748	4,825,907	195,304,376	507,952,795	0.41%	0.95%
7/11/2016	1,136,056	3,224,942	195,304,376	507,952,795	0.58%	0.63%
7/12/2016	1,002,529	4,200,933	195,304,376	507,952,795	0.51%	0.83%
7/13/2016	871,919	3,601,622	195,304,376	507,952,795	0.45%	0.71%
7/14/2016	873,847	3,825,393	195,304,376	507,952,795	0.45%	0.75%
7/15/2016	892,120	3,380,609	195,304,376	507,952,795	0.46%	0.67%
7/18/2016	1,033,865	2,836,503	195,304,376	507,952,795	0.53%	0.56%
7/19/2016	1,078,199	2,378,104	195,304,376	507,952,795	0.55%	0.47%
7/20/2016	1,054,078	2,532,116	195,304,376	507,952,795	0.54%	0.50%
7/21/2016	717,013	3,168,748	195,304,376	507,952,795	0.37%	0.62%
7/22/2016	776,609	3,188,523	195,304,376	507,952,795	0.40%	0.63%
7/25/2016	886,834	1,873,345	195,304,376	507,952,795	0.45%	0.37%
7/26/2016	890,360	2,785,189	195,304,376	507,952,795	0.46%	0.55%
7/27/2016	971,573	2,855,475	195,304,376	507,952,795	0.50%	0.56%
7/28/2016	920,431	2,179,848	195,304,376	507,952,795	0.47%	0.43%
7/29/2016	5,244,838	2,878,767	195,304,376	507,952,795	2.69%	0.57%
8/1/2016	1,165,271	3,177,785	195,304,376	507,952,795	0.60%	0.63%
8/2/2016	1,086,764	3,651,722	195,304,376	507,952,795	0.56%	0.72%
8/3/2016	1,691,361	3,286,674	195,304,376	507,952,795	0.87%	0.65%
8/4/2016	1,041,208	2,909,989	195,304,376	507,952,795	0.53%	0.57%
8/5/2016	1,058,255	3,237,964	195,304,376	507,952,795	0.54%	0.64%
8/8/2016	747,963	2,566,908	195,304,376	507,952,795	0.38%	0.51%
8/9/2016	1,174,739	2,920,849	195,304,376	507,952,795	0.60%	0.58%
8/10/2016	532,471	1,531,939	195,304,376	507,952,795	0.27%	0.30%
8/11/2016	931,587	2,961,259	195,304,376	507,952,795	0.48%	0.58%
8/12/2016	614,491	1,907,294	195,304,376	507,952,795	0.31%	0.38%
8/15/2016	996,778	2,156,160	195,304,376	507,952,795	0.51%	0.42%
8/16/2016	783,000	3,580,696	195,304,376	507,952,795	0.40%	0.70%
8/17/2016	974,886	5,176,596	195,304,376	507,952,795	0.50%	1.02%
8/18/2016	921,209	3,466,162	195,304,376	507,952,795	0.47%	0.68%
8/19/2016	635,125	2,610,764	195,304,376	507,952,795	0.33%	0.51%
8/22/2016	616,552	1,812,561	195,304,376	507,952,795	0.32%	0.36%
8/23/2016	670,882	2,587,560	195,304,376	507,952,795	0.34%	0.51%
8/24/2016	661,934	2,079,729	195,304,376	507,952,795	0.34%	0.41%
8/25/2016	1,053,317	1,808,018	195,304,376	507,952,795	0.54%	0.36%
8/26/2016	994,701	2,924,662	195,304,376	507,952,795	0.51%	0.58%
8/29/2016	554,632	2,026,116	195,304,376	507,952,795	0.28%	0.40%
8/30/2016	634,496	2,684,441	195,304,376	507,952,795	0.32%	0.53%
8/31/2016	1,584,198	2,706,936	195,304,376	507,952,795	0.81%	0.53%
9/1/2016	732,534	2,721,379	195,304,376	507,952,795	0.38%	0.54%
9/2/2016	767,724	2,625,193	195,304,376	507,952,795	0.39%	0.52%
9/6/2016	732,840	2,576,641	195,304,376	507,952,795	0.38%	0.51%
9/7/2016	805,411	3,510,288	195,304,376	507,952,795	0.41%	0.69%
9/8/2016	639,487	2,908,225	195,304,376	507,952,795	0.33%	0.57%
9/9/2016	1,023,834	4,166,600	195,304,376	507,952,795	0.52%	0.82%
9/12/2016	770,656	3,603,526	195,304,376	507,952,795	0.39%	0.71%
9/13/2016	1,693,786	3,460,040	195,304,376	507,952,795	0.87%	0.68%
9/14/2016	977,352	2,606,493	195,304,376	507,952,795	0.50%	0.51%
9/15/2016	525,565	2,943,758	195,304,376	507,952,795	0.27%	0.58%



9/16/2016	784,282	3,577,796	195,304,376	507,952,795	0.40%	0.70%
9/19/2016	555,297	3,765,999	195,304,376	507,952,795	0.28%	0.74%
9/20/2016	749,191	3,090,371	195,304,376	507,952,795	0.38%	0.61%
9/21/2016	1,283,909	3,526,070	195,304,376	507,952,795	0.66%	0.69%
9/22/2016	1,575,280	2,822,121	195,304,376	507,952,795	0.81%	0.56%
9/23/2016	756,240	4,346,625	195,304,376	507,952,795	0.39%	0.86%
9/26/2016	859,148	4,269,519	195,304,376	507,952,795	0.44%	0.84%
9/27/2016	690,145	3,301,714	195,304,376	507,952,795	0.35%	0.65%
9/28/2016	1,030,745	2,453,675	195,304,376	507,952,795	0.53%	0.48%
9/29/2016	909,146	4,214,844	195,304,376	507,952,795	0.47%	0.83%
9/30/2016	978,895	4,039,061	195,304,376	507,952,795	0.50%	0.80%
10/3/2016	1,174,631	3,110,741	195,304,376	507,952,795	0.60%	0.61%
10/4/2016	1,111,743	4,653,044	195,304,376	507,952,795	0.57%	0.92%
10/5/2016	1,088,998	3,977,673	195,304,376	507,952,795	0.56%	0.78%
10/6/2016	618,345	3,740,686	195,304,376	507,952,795	0.32%	0.74%
10/7/2016	855,596	4,627,973	195,304,376	507,952,795	0.44%	0.91%
10/10/2016	482,752	1,952,505	195,304,376	507,952,795	0.25%	0.38%
10/11/2016	792,576	3,964,968	195,304,376	507,952,795	0.41%	0.78%
10/12/2016	803,841	3,236,225	195,304,376	507,952,795	0.41%	0.64%
10/13/2016	804,634	4,197,320	195,304,376	507,952,795	0.41%	0.83%
10/14/2016	668,708	2,539,331	195,304,376	507,952,795	0.34%	0.50%
10/17/2016	734,919	2,808,971	195,304,376	507,952,795	0.38%	0.55%
10/18/2016	896,948	2,721,311	195,304,376	507,952,795	0.46%	0.54%
10/19/2016	633,196	2,500,757	195,304,376	507,952,795	0.32%	0.49%
10/20/2016	503,813	2,771,403	195,304,376	507,952,795	0.26%	0.55%
10/21/2016	713,237	2,367,796	195,304,376	507,952,795	0.37%	0.47%
10/24/2016	752,974	1,740,189	195,304,376	507,952,795	0.39%	0.34%
10/25/2016	892,387	2,790,677	195,304,376	507,952,795	0.46%	0.55%
10/26/2016	798,080	2,583,730	195,304,376	507,952,795	0.41%	0.51%
10/27/2016	884,227	2,414,835	195,304,376	507,952,795	0.45%	0.48%
10/28/2016	1,607,355	2,775,516	195,304,376	507,952,795	0.82%	0.55%
10/31/2016	2,935,843	2,874,216	195,304,376	507,952,795	1.50%	0.57%
11/1/2016	1,142,791	2,680,120	195,304,376	507,952,795	0.59%	0.53%
11/2/2016	1,351,660	4,097,178	195,304,376	507,952,795	0.69%	0.81%
11/3/2016	978,160	2,299,904	195,304,376	507,952,795	0.50%	0.45%
11/4/2016	1,522,178	2,344,706	195,304,376	507,952,795	0.78%	0.46%
11/7/2016	1,472,865	1,938,904	195,304,376	507,952,795	0.75%	0.38%
11/8/2016	1,671,421	2,555,274	195,304,376	507,952,795	0.86%	0.50%
11/9/2016	1,876,189	6,679,403	195,304,376	507,952,795	0.96%	1.31%
11/10/2016	1,825,759	8,051,142	195,304,376	507,952,795	0.93%	1.59%
11/11/2016	1,493,177	3,143,301	195,304,376	507,952,795	0.76%	0.62%
11/14/2016	1,383,402	5,151,391	195,304,376	507,952,795	0.71%	1.01%
11/15/2016	1,170,406	3,435,998	195,304,376	507,952,795	0.60%	0.68%
11/16/2016	1,122,271	2,037,132	195,304,376	507,952,795	0.57%	0.40%
11/17/2016	1,239,625	2,358,529	195,304,376	507,952,795	0.63%	0.46%
11/18/2016	1,155,975	2,279,538	195,304,376	507,952,795	0.59%	0.45%
11/21/2016	1,356,756	2,453,541	195,304,376	507,952,795	0.69%	0.48%
11/22/2016	1,484,706	3,967,158	195,304,376	507,952,795	0.76%	0.78%
11/23/2016	1,731,598	2,759,558	195,304,376	507,952,795	0.89%	0.54%
11/25/2016	773,248	1,282,777	195,304,376	507,952,795	0.40%	0.25%
11/28/2016	833,782	2,311,631	195,304,376	507,952,795	0.43%	0.46%
11/29/2016	1,338,988	2,601,435	195,304,376	507,952,795	0.69%	0.51%
11/30/2016	1,420,987	3,443,414	195,304,376	507,952,795	0.73%	0.68%
12/1/2016	1,325,701	2,285,465	195,304,376	507,952,795	0.68%	0.45%
12/2/2016	853,304	2,692,549	195,304,376	507,952,795	0.44%	0.53%
12/5/2016	1,053,740	1,846,041	195,304,376	507,952,795	0.54%	0.36%
12/6/2016	1,215,421	2,103,925	195,304,376	507,952,795	0.62%	0.41%
12/7/2016	1,312,641	3,076,294	195,304,376	507,952,795	0.67%	0.61%
12/8/2016	1,603,212	2,994,151	195,304,376	507,952,795	0.82%	0.59%
12/9/2016	1,123,149	2,717,659	195,304,376	507,952,795	0.58%	0.54%
12/12/2016	985,732	2,993,111	195,304,376	507,952,795	0.50%	0.59%
12/13/2016	1,085,818	3,062,535	195,304,376	507,952,795	0.56%	0.60%
12/14/2016	1,025,383	3,656,600	195,304,376	507,952,795	0.53%	0.72%

12/15/2016	995,846	2,510,478	195,304,376	507,952,795	0.51%	0.49%
12/16/2016	4,296,627	3,779,793	195,304,376	507,952,795	2.20%	0.74%
12/19/2016	1,344,856	2,074,014	195,304,376	507,952,795	0.69%	0.41%
12/20/2016	1,065,153	2,763,289	195,304,376	507,952,795	0.55%	0.54%
12/21/2016	825,220	2,057,158	195,304,376	507,952,795	0.42%	0.40%
12/22/2016	602,235	1,517,119	195,304,376	507,952,795	0.31%	0.30%
12/23/2016	416,555	898,884	195,304,376	507,952,795	0.21%	0.18%
12/27/2016	382,779	914,142	195,304,376	507,952,795	0.20%	0.18%
12/28/2016	575,087	1,060,834	195,304,376	507,952,795	0.29%	0.21%
12/29/2016	589,579	1,451,066	195,304,376	507,952,795	0.30%	0.29%
12/30/2016	710,754	1,893,146	195,304,376	507,952,795	0.36%	0.37%
1/3/2017	1,352,153	2,065,117	195,304,376	507,222,795	0.69%	0.41%
1/4/2017	1,228,047	2,542,594	195,304,376	507,222,795	0.63%	0.50%
1/5/2017	1,354,616	2,611,884	195,304,376	507,222,795	0.69%	0.51%
1/6/2017	771,931	1,707,393	195,304,376	507,222,795	0.40%	0.34%
1/9/2017	1,256,603	1,840,817	195,304,376	507,222,795	0.64%	0.36%
1/10/2017	1,110,196	1,761,342	195,304,376	507,222,795	0.57%	0.35%
1/11/2017	901,821	1,870,548	195,304,376	507,222,795	0.46%	0.37%
1/12/2017	746,296	2,614,017	195,304,376	507,222,795	0.38%	0.52%
1/13/2017	599,516	2,067,953	195,304,376	507,222,795	0.31%	0.41%
1/17/2017	860,384	1,898,273	195,304,376	507,222,795	0.44%	0.37%
1/18/2017	698,412	2,539,635	195,304,376	507,222,795	0.36%	0.50%
1/19/2017	695,895	2,494,578	195,304,376	507,222,795	0.36%	0.49%
1/20/2017	762,523	2,222,266	195,304,376	507,222,795	0.39%	0.44%
1/23/2017	525,475	2,675,115	195,304,376	507,222,795	0.27%	0.53%
1/24/2017	924,796	2,093,610	195,304,376	507,222,795	0.47%	0.41%
1/25/2017	940,644	2,137,653	195,304,376	507,222,795	0.48%	0.42%
1/26/2017	944,609	2,902,667	195,304,376	507,222,795	0.48%	0.57%
1/27/2017	684,583	2,673,074	195,304,376	507,222,795	0.35%	0.53%
1/30/2017	1,039,706	2,252,581	195,304,376	507,222,795	0.53%	0.44%
1/31/2017	3,312,729	3,268,536	195,304,376	507,222,795	1.70%	0.64%
2/1/2017	1,615,784	2,721,490	195,304,376	507,222,795	0.83%	0.54%
2/2/2017	3,334,347	3,451,439	195,304,376	507,222,795	1.71%	0.68%
2/3/2017	2,601,463	2,127,396	195,304,376	507,222,795	1.33%	0.42%
2/6/2017	1,232,719	2,626,749	195,304,376	507,222,795	0.63%	0.52%
2/7/2017	1,176,815	2,972,149	195,304,376	507,222,795	0.60%	0.59%
2/8/2017	1,533,335	2,678,285	195,304,376	507,222,795	0.79%	0.53%
2/9/2017	1,418,889	2,631,077	195,304,376	507,222,795	0.73%	0.52%
2/10/2017	1,857,962	1,897,396	195,304,376	507,222,795	0.95%	0.37%
2/13/2017	1,135,080	2,351,971	195,304,376	507,222,795	0.58%	0.46%
2/14/2017	1,274,158	2,110,946	195,304,376	507,222,795	0.65%	0.42%
2/15/2017	898,964	1,918,452	195,304,376	507,222,795	0.46%	0.38%
2/16/2017	1,602,628	2,008,565	195,304,376	507,222,795	0.82%	0.40%
2/17/2017	1,537,509	2,294,991	195,304,376	507,222,795	0.79%	0.45%
2/21/2017	667,812	1,813,488	195,304,376	507,222,795	0.34%	0.36%
2/22/2017	1,379,757	2,783,253	195,304,376	507,222,795	0.71%	0.55%
2/23/2017	2,133,358	3,600,606	195,304,376	507,222,795	1.09%	0.71%
2/24/2017	1,007,259	3,090,433	195,304,376	507,222,795	0.52%	0.61%
2/27/2017	1,100,441	2,334,698	195,304,376	507,222,795	0.56%	0.46%
2/28/2017	1,733,611	2,512,817	195,304,376	507,222,795	0.89%	0.50%
3/1/2017	1,152,486	3,383,097	195,304,376	507,222,795	0.59%	0.67%
3/2/2017	1,257,410	2,551,219	195,304,376	507,222,795	0.64%	0.50%
3/3/2017	1,041,850	2,174,244	195,304,376	507,222,795	0.53%	0.43%
3/6/2017	1,096,606	2,126,467	195,304,376	507,222,795	0.56%	0.42%
3/7/2017	1,086,277	3,237,893	195,304,376	507,222,795	0.56%	0.64%
3/8/2017	985,803	2,237,631	195,304,376	507,222,795	0.50%	0.44%
3/9/2017	1,250,479	1,845,807	195,304,376	507,222,795	0.64%	0.36%
3/10/2017	1,224,268	3,112,163	195,304,376	507,222,795	0.63%	0.61%
3/13/2017	807,865	2,595,306	195,304,376	507,222,795	0.41%	0.51%
3/14/2017	633,392	2,243,047	195,304,376	507,222,795	0.32%	0.44%
3/15/2017	939,849	3,073,473	195,304,376	507,222,795	0.48%	0.61%
3/16/2017	756,908	2,736,179	195,304,376	507,222,795	0.39%	0.54%
3/17/2017	3,147,364	3,230,529	195,304,376	507,222,795	1.61%	0.64%



3/20/2017	818,629	1,613,437	195,304,376	507,222,795	0.42%	0.32%
3/21/2017	921,351	3,388,802	195,304,376	507,762,881	0.47%	0.67%
3/22/2017	944,193	4,052,936	195,304,376	507,762,881	0.48%	0.80%
3/23/2017	838,124	3,270,527	195,304,376	507,762,881	0.43%	0.64%
3/24/2017	495,023	2,178,353	195,304,376	507,762,881	0.25%	0.43%
3/27/2017	611,651	2,433,795	195,304,376	507,762,881	0.31%	0.48%
3/28/2017	1,130,951	4,144,455	195,304,376	507,762,881	0.58%	0.82%
3/29/2017	1,174,093	2,646,724	195,304,376	507,762,881	0.60%	0.52%
3/30/2017	568,443	2,131,476	195,304,376	507,762,881	0.29%	0.42%
3/31/2017	1,033,213	2,384,701	195,304,376	507,762,881	0.53%	0.47%
4/3/2017	864,714	2,352,536	195,304,376	507,762,881	0.44%	0.46%
4/4/2017	807,549	1,777,048	195,304,376	507,762,881	0.41%	0.35%
4/5/2017	1,780,773	2,760,068	195,304,376	507,762,881	0.91%	0.54%
4/6/2017	518,034	2,389,542	195,304,376	507,762,881	0.27%	0.47%
4/7/2017	739,464	3,309,465	195,304,376	507,762,881	0.38%	0.65%
4/10/2017	446,110	1,655,447	195,304,376	507,762,881	0.23%	0.33%
4/11/2017	756,068	1,965,820	195,304,376	507,762,881	0.39%	0.39%
4/12/2017	517,512	2,450,648	195,304,376	507,762,881	0.26%	0.48%
4/13/2017	687,337	2,345,868	195,304,376	507,762,881	0.35%	0.46%
4/17/2017	666,469	1,791,053	195,304,376	507,762,881	0.34%	0.35%
4/18/2017	642,698	2,284,464	195,304,376	507,762,881	0.33%	0.45%
4/19/2017	870,701	2,194,785	195,304,376	507,762,881	0.45%	0.43%
4/20/2017	710,912	2,920,134	195,304,376	507,762,881	0.36%	0.58%
4/21/2017	618,621	1,937,679	195,304,376	507,762,881	0.32%	0.38%
4/24/2017	985,961	2,264,849	195,304,376	507,762,881	0.50%	0.45%
4/25/2017	973,012	2,027,521	195,304,376	507,762,881	0.50%	0.40%
4/26/2017	827,232	2,135,592	195,304,376	507,762,881	0.42%	0.42%
4/27/2017	857,265	2,074,265	195,304,376	507,762,881	0.44%	0.41%
4/28/2017	2,306,271	2,944,242	195,304,376	507,762,881	1.18%	0.58%
5/1/2017	955,256	2,033,002	195,304,376	507,762,881	0.49%	0.40%
5/2/2017	692,354	2,243,337	195,304,376	507,762,881	0.35%	0.44%
5/3/2017	885,660	1,826,087	195,304,376	507,762,881	0.45%	0.36%
5/4/2017	786,330	3,354,247	195,304,376	507,762,881	0.40%	0.66%
5/5/2017	661,493	2,050,974	195,304,376	507,762,881	0.34%	0.40%
5/8/2017	511,697	1,339,793	195,304,376	507,762,881	0.26%	0.26%
5/9/2017	685,741	1,888,814	195,304,376	507,762,881	0.35%	0.37%
5/10/2017	681,023	1,949,797	195,304,376	507,762,881	0.35%	0.38%
5/11/2017	819,389	3,586,242	195,304,376	507,762,881	0.42%	0.71%
5/12/2017	611,586	3,460,054	195,304,376	507,762,881	0.31%	0.68%
5/15/2017	614,063	2,721,801	195,304,376	507,762,881	0.31%	0.54%
5/16/2017	737,109	2,601,757	195,304,376	507,762,881	0.38%	0.51%
5/17/2017	890,955	2,096,552	195,304,376	507,762,881	0.46%	0.41%
5/18/2017	645,980	2,498,736	195,304,376	507,762,881	0.33%	0.49%
5/19/2017	478,218	2,601,107	195,304,376	507,762,881	0.24%	0.51%
5/22/2017	564,913	1,937,546	195,304,376	507,762,881	0.29%	0.38%
5/23/2017	570,136	1,823,201	195,304,376	507,762,881	0.29%	0.36%
5/24/2017	563,516	2,334,064	195,304,376	507,762,881	0.29%	0.46%
5/25/2017	505,614	1,819,497	195,304,376	507,762,881	0.26%	0.36%
5/26/2017	384,227	1,588,616	195,304,376	507,762,881	0.20%	0.31%
5/30/2017	413,663	1,739,756	195,304,376	507,762,881	0.21%	0.34%
5/31/2017	829,256	3,893,292	195,304,376	507,762,881	0.42%	0.77%
6/1/2017	771,586	3,201,703	195,304,376	507,762,881	0.40%	0.63%
6/2/2017	425,671	1,662,550	195,304,376	507,762,881	0.22%	0.33%
6/5/2017	596,886	2,805,986	195,304,376	507,762,881	0.31%	0.55%
6/6/2017	559,664	3,325,819	195,304,376	507,762,881	0.29%	0.65%
6/7/2017	1,040,128	2,367,419	195,304,376	507,762,881	0.53%	0.47%
6/8/2017	743,653	3,152,828	195,304,376	507,762,881	0.38%	0.62%
6/9/2017	611,008	2,641,876	195,304,376	507,762,881	0.31%	0.52%
6/12/2017	465,445	2,809,988	195,304,376	507,762,881	0.24%	0.55%
6/13/2017	512,947	2,179,519	195,304,376	507,762,881	0.26%	0.43%
6/14/2017	451,320	2,403,199	195,304,376	507,762,881	0.23%	0.47%
6/15/2017	392,832	1,887,759	195,304,376	507,762,881	0.20%	0.37%
6/16/2017	1,570,112	3,892,368	195,304,376	507,762,881	0.80%	0.77%

6/19/2017	992,446	2,525,953	195,304,376	507,762,881	0.51%	0.50%
6/20/2017	695,907	1,913,587	195,304,376	507,762,881	0.36%	0.38%
6/21/2017	474,182	3,299,085	195,304,376	507,762,881	0.24%	0.65%
6/22/2017	537,883	1,558,380	195,304,376	507,762,881	0.28%	0.31%
6/23/2017	891,333	2,201,978	195,304,376	507,762,881	0.46%	0.43%
6/26/2017	409,732	1,889,925	195,304,376	507,762,881	0.21%	0.37%
6/27/2017	687,007	3,474,002	195,304,376	507,762,881	0.35%	0.68%
6/28/2017	648,504	2,880,144	195,304,376	507,762,881	0.33%	0.57%
6/29/2017	576,813	4,966,695	195,304,376	507,762,881	0.30%	0.98%
6/30/2017	649,450	3,300,297	195,304,376	507,762,881	0.33%	0.65%
7/3/2017	414,979	1,305,171	195,304,376	507,762,881	0.21%	0.26%
7/5/2017	869,860	3,187,816	195,304,376	507,762,881	0.45%	0.63%
7/6/2017	1,668,557	3,091,059	195,304,376	507,762,881	0.85%	0.61%
7/7/2017	994,547	3,622,210	195,304,376	507,762,881	0.51%	0.71%
7/10/2017	546,594	2,621,495	195,304,376	507,762,881	0.28%	0.52%
7/11/2017	679,131	2,178,910	195,304,376	507,762,881	0.35%	0.43%
7/12/2017	582,907	2,549,916	195,304,376	507,762,881	0.30%	0.50%
7/13/2017	852,679	3,467,919	195,304,376	507,762,881	0.44%	0.68%
7/14/2017	577,882	2,366,109	195,304,376	507,762,881	0.30%	0.47%
7/17/2017	517,676	3,945,753	195,304,376	507,762,881	0.27%	0.78%
7/18/2017	718,164	2,953,550	195,304,376	507,762,881	0.37%	0.58%
7/19/2017	703,806	3,843,569	195,304,376	507,762,881	0.36%	0.76%
7/20/2017	784,135	3,895,749	195,304,376	507,762,881	0.40%	0.77%
7/21/2017	526,232	2,787,748	195,304,376	507,762,881	0.27%	0.55%
7/24/2017	491,800	2,135,651	195,304,376	507,762,881	0.25%	0.42%
7/25/2017	1,499,136	1,249,338	195,304,376	507,762,881	0.77%	0.25%
7/26/2017	801,671	2,420,568	195,304,376	507,762,881	0.41%	0.48%
7/27/2017	861,615	4,247,942	195,304,376	507,762,881	0.44%	0.84%
7/28/2017	951,512	2,956,067	195,304,376	507,762,881	0.49%	0.58%
7/31/2017	1,306,612	3,007,092	195,304,376	507,762,881	0.67%	0.59%
8/1/2017	732,115	2,704,840	195,304,376	507,762,881	0.37%	0.53%
8/2/2017	1,363,524	1,447,615	195,304,376	507,762,881	0.70%	0.29%
8/3/2017	781,177	2,263,043	195,304,376	507,762,881	0.40%	0.45%
8/4/2017	605,143	2,225,512	195,304,376	507,762,881	0.31%	0.44%
8/7/2017	725,421	1,856,730	195,304,376	507,762,881	0.37%	0.37%
8/8/2017	465,086	1,632,913	195,304,376	507,762,881	0.24%	0.32%
8/9/2017	666,748	2,584,603	195,304,376	507,762,881	0.34%	0.51%
8/10/2017	745,832	3,213,406	195,304,376	507,762,881	0.38%	0.63%
8/11/2017	720,926	1,761,919	195,304,376	507,762,881	0.37%	0.35%
8/14/2017	694,485	1,848,907	195,304,376	507,762,881	0.36%	0.36%
8/15/2017	752,189	1,425,770	195,304,376	507,762,881	0.39%	0.28%
8/16/2017	658,035	1,344,021	195,304,376	507,762,881	0.34%	0.26%
8/17/2017	663,254	1,760,826	195,304,376	507,762,881	0.34%	0.35%
8/18/2017	510,754	2,236,647	195,304,376	507,762,881	0.26%	0.44%
8/21/2017	555,344	1,903,323	195,304,376	507,762,881	0.28%	0.37%
8/22/2017	494,472	2,257,380	195,304,376	507,762,881	0.25%	0.44%
8/23/2017	563,860	1,729,172	195,304,376	507,762,881	0.29%	0.34%
8/24/2017	510,003	1,977,054	195,304,376	507,762,881	0.26%	0.39%
8/25/2017	399,678	2,099,752	195,304,376	507,762,881	0.20%	0.41%
8/28/2017	611,103	1,474,159	195,304,376	507,762,881	0.31%	0.29%
8/29/2017	494,367	1,991,329	195,304,376	507,762,881	0.25%	0.39%
8/30/2017	562,716	1,988,064	195,304,376	507,762,881	0.29%	0.39%
8/31/2017	517,756	3,020,798	195,304,376	507,762,881	0.27%	0.59%
9/1/2017	425,856	1,855,142	195,304,376	507,762,881	0.22%	0.37%
9/5/2017	732,610	2,429,565	195,304,376	507,762,881	0.38%	0.48%
9/6/2017	809,849	1,914,733	195,304,376	507,762,881	0.41%	0.38%
9/7/2017	435,728	2,933,639	195,304,376	507,762,881	0.22%	0.58%
9/8/2017	642,173	1,647,567	195,304,376	507,762,881	0.33%	0.32%
9/11/2017	482,785	2,275,944	195,304,376	507,762,881	0.25%	0.45%
9/12/2017	597,848	3,324,115	195,304,376	507,762,881	0.31%	0.65%
9/13/2017	849,186	3,153,283	195,304,376	507,762,881	0.43%	0.62%
9/14/2017	520,132	3,236,133	195,304,376	507,762,881	0.27%	0.64%
9/15/2017	1,359,717	3,426,744	195,304,376	507,762,881	0.70%	0.67%

9/18/2017	639,944	2,843,624	195,304,376	507,762,881	0.33%	0.56%
9/19/2017	625,849	3,326,246	195,304,376	507,762,881	0.32%	0.66%
9/20/2017	806,531	2,932,258	195,304,376	507,762,881	0.41%	0.58%
9/21/2017	559,973	2,516,408	195,304,376	507,762,881	0.29%	0.50%
9/22/2017	665,072	3,669,737	195,304,376	507,762,881	0.34%	0.72%
9/25/2017	823,217	3,477,596	195,304,376	507,762,881	0.42%	0.68%
9/26/2017	581,351	2,570,357	195,304,376	507,762,881	0.30%	0.51%
9/27/2017	1,144,028	3,270,128	195,304,376	507,762,881	0.59%	0.64%
9/28/2017	873,474	3,099,353	195,304,376	507,762,881	0.45%	0.61%
9/29/2017	740,014	2,821,018	195,304,376	507,762,881	0.38%	0.56%
10/2/2017	779,789	1,946,920	195,304,376	507,762,881	0.40%	0.38%
10/3/2017	986,677	1,991,274	195,304,376	507,762,881	0.51%	0.39%
10/4/2017	854,519	2,513,591	195,304,376	507,762,881	0.44%	0.50%
10/5/2017	487,447	2,058,482	195,304,376	507,762,881	0.25%	0.41%
10/6/2017	477,244	2,997,148	195,304,376	507,762,881	0.24%	0.59%
10/9/2017	378,215	3,548,285	195,304,376	507,762,881	0.19%	0.70%
10/10/2017	606,597	2,484,356	195,304,376	507,762,881	0.31%	0.49%
10/11/2017	483,458	2,801,754	195,304,376	507,762,881	0.25%	0.55%
10/12/2017	571,829	2,701,631	195,304,376	507,762,881	0.29%	0.53%
10/13/2017	345,660	3,646,220	195,304,376	507,762,881	0.18%	0.72%
10/16/2017	344,548	3,228,452	195,304,376	507,762,881	0.18%	0.64%
10/17/2017	426,486	2,711,046	195,304,376	507,762,881	0.22%	0.53%
10/18/2017	303,822	1,619,711	195,304,376	507,762,881	0.16%	0.32%
10/19/2017	528,321	2,330,902	195,304,376	507,762,881	0.27%	0.46%
10/20/2017	339,196	2,369,991	195,304,376	507,762,881	0.17%	0.47%
10/23/2017	402,827	1,869,897	195,304,376	507,762,881	0.21%	0.37%
10/24/2017	564,424	3,176,769	195,304,376	507,762,881	0.29%	0.63%
10/25/2017	760,363	3,084,866	195,304,376	507,762,881	0.39%	0.61%
10/26/2017	556,244	4,390,930	195,304,376	507,762,881	0.28%	0.86%
10/27/2017	661,058	3,338,623	195,304,376	507,762,881	0.34%	0.66%
10/30/2017	647,744	2,687,217	195,304,376	507,762,881	0.33%	0.53%
10/31/2017	1,028,741	2,824,515	195,304,376	507,762,881	0.53%	0.56%
11/1/2017	585,334	2,640,088	195,304,376	507,762,881	0.30%	0.52%
11/2/2017	1,475,882	5,558,636	195,304,376	507,762,881	0.76%	1.09%
11/3/2017	701,453	4,203,563	195,304,376	507,762,881	0.36%	0.83%
11/6/2017	1,183,557	2,734,608	195,304,376	507,762,881	0.61%	0.54%
11/7/2017	1,463,588	2,895,611	195,304,376	507,762,881	0.75%	0.57%
11/8/2017	967,589	4,340,365	195,304,376	507,762,881	0.50%	0.85%
11/9/2017	957,125	3,693,774	195,304,376	507,762,881	0.49%	0.73%
11/10/2017	1,023,470	3,296,476	195,304,376	507,762,881	0.52%	0.65%
11/13/2017	569,939	3,419,279	195,304,376	507,762,881	0.29%	0.67%
11/14/2017	694,351	4,215,979	195,304,376	507,762,881	0.36%	0.83%
11/15/2017	966,346	3,878,514	195,304,376	507,762,881	0.49%	0.76%
11/16/2017	874,423	2,390,047	195,304,376	507,762,881	0.45%	0.47%
11/17/2017	1,172,121	2,182,816	195,304,376	507,762,881	0.60%	0.43%
11/20/2017	457,082	2,176,011	195,304,376	507,762,881	0.23%	0.43%
11/21/2017	702,492	2,740,514	195,304,376	507,762,881	0.36%	0.54%
11/22/2017	684,483	1,928,081	195,304,376	507,762,881	0.35%	0.38%
11/24/2017	237,544	955,966	195,304,376	507,762,881	0.12%	0.19%
11/27/2017	723,048	2,375,079	195,304,376	507,762,881	0.37%	0.47%
11/28/2017	637,662	2,409,559	195,304,376	507,762,881	0.33%	0.47%
11/29/2017	971,678	2,311,537	195,304,376	507,762,881	0.50%	0.46%
11/30/2017	928,263	4,422,519	195,304,376	507,762,881	0.48%	0.87%
12/1/2017	583,336	3,021,896	195,304,376	507,762,881	0.30%	0.60%
12/4/2017	476,991	2,013,760	195,304,376	507,762,881	0.24%	0.40%
12/5/2017	895,871	2,762,364	195,304,376	507,762,881	0.46%	0.54%
12/6/2017	561,154	2,071,012	195,304,376	507,762,881	0.29%	0.41%
12/7/2017	1,139,565	2,685,848	195,304,376	507,762,881	0.58%	0.53%
12/8/2017	668,723	2,731,613	195,304,376	507,762,881	0.34%	0.54%
12/11/2017	1,375,385	3,368,299	195,304,376	507,762,881	0.70%	0.66%
12/12/2017	559,860	3,308,280	195,304,376	507,762,881	0.29%	0.65%
12/13/2017	822,808	2,857,554	195,304,376	507,762,881	0.42%	0.56%
12/14/2017	1,102,272	3,269,297	195,304,376	507,762,881	0.56%	0.64%

12/15/2017	3,429,170	4,461,100	195,304,376	507,762,881	1.76%	0.88%
12/18/2017	1,258,667	2,944,099	195,304,376	507,762,881	0.64%	0.58%
12/19/2017	697,377	4,071,144	195,304,376	507,762,881	0.36%	0.80%
12/20/2017	906,479	5,021,081	195,304,376	507,762,881	0.46%	0.99%
12/21/2017	800,183	4,490,330	195,304,376	507,762,881	0.41%	0.88%
12/22/2017	413,034	3,095,467	195,304,376	507,762,881	0.21%	0.61%
12/26/2017	536,807	2,496,146	195,304,376	507,762,881	0.27%	0.49%
12/27/2017	400,179	2,048,431	195,304,376	507,762,881	0.20%	0.40%
12/28/2017	922,636	2,405,218	195,304,376	507,762,881	0.47%	0.47%
12/29/2017	721,458	2,770,633	195,304,376	507,762,881	0.37%	0.55%
1/2/2018	1,002,095	2,443,383	195,304,376	507,762,881	0.51%	0.48%
1/3/2018	873,716	4,114,899	195,304,376	507,762,881	0.45%	0.81%
1/4/2018	553,472	2,807,020	195,304,376	507,762,881	0.28%	0.55%
1/5/2018	611,435	3,727,994	195,304,376	507,762,881	0.31%	0.73%
1/8/2018	546,991	3,837,603	195,304,376	507,762,881	0.28%	0.76%
1/9/2018	854,008	3,006,275	195,304,376	507,762,881	0.44%	0.59%
1/10/2018	658,157	2,690,027	195,304,376	507,762,881	0.34%	0.53%
1/11/2018	844,891	3,020,875	195,304,376	507,762,881	0.43%	0.59%
1/12/2018	468,209	3,422,567	195,304,376	507,762,881	0.24%	0.67%
1/16/2018	971,493	4,762,002	195,304,376	507,762,881	0.50%	0.94%
1/17/2018	927,218	3,650,474	195,304,376	507,762,881	0.47%	0.72%
1/18/2018	766,491	4,854,476	195,304,376	507,762,881	0.39%	0.96%
1/19/2018	640,960	2,820,402	195,304,376	507,762,881	0.33%	0.56%
1/22/2018	624,399	3,106,653	195,304,376	507,762,881	0.32%	0.61%
1/23/2018	820,906	3,072,310	195,304,376	507,762,881	0.42%	0.61%
1/24/2018	922,763	2,346,490	195,304,376	507,762,881	0.47%	0.46%
1/25/2018	880,669	3,688,725	195,304,376	507,762,881	0.45%	0.73%
1/26/2018	549,000	2,447,525	195,304,376	507,762,881	0.28%	0.48%
1/29/2018	803,595	3,438,339	195,304,376	507,762,881	0.41%	0.68%
1/30/2018	906,030	3,167,304	195,304,376	507,762,881	0.46%	0.62%
1/31/2018	3,611,097	3,526,878	195,304,376	507,762,881	1.85%	0.69%
2/1/2018	804,761	4,498,227	195,304,376	507,762,881	0.41%	0.89%
2/2/2018	987,603	2,924,433	195,304,376	507,762,881	0.51%	0.58%
2/5/2018	1,052,365	3,978,799	195,304,376	507,762,881	0.54%	0.78%
2/6/2018	1,367,170	6,022,734	195,304,376	507,762,881	0.70%	1.19%
2/7/2018	1,443,252	3,961,146	195,304,376	507,762,881	0.74%	0.78%
2/8/2018	1,288,136	5,260,879	195,304,376	507,762,881	0.66%	1.04%
2/9/2018	1,510,222	5,456,053	195,304,376	507,762,881	0.77%	1.07%
2/12/2018	1,093,435	4,518,281	195,304,376	507,762,881	0.56%	0.89%
2/13/2018	717,894	3,409,886	195,304,376	507,762,881	0.37%	0.67%
2/14/2018	763,653	4,261,519	195,304,376	507,762,881	0.39%	0.84%
2/15/2018	587,110	3,736,291	195,304,376	507,762,881	0.30%	0.74%
2/16/2018	1,001,468	3,592,637	195,304,376	507,762,881	0.51%	0.71%
2/20/2018	606,361	3,454,742	195,304,376	507,762,881	0.31%	0.68%
2/21/2018	597,512	4,722,952	195,304,376	507,762,881	0.31%	0.93%
2/22/2018	677,218	3,440,326	195,304,376	507,762,881	0.35%	0.68%
2/23/2018	537,116	3,326,700	195,304,376	507,762,881	0.28%	0.66%
2/26/2018	684,098	3,079,413	195,304,376	508,064,983	0.35%	0.61%
2/27/2018	829,849	4,395,746	195,304,376	508,064,983	0.42%	0.87%
2/28/2018	861,111	3,958,668	195,304,376	508,064,983	0.44%	0.78%



Docket No. EL18-  
Volume 4A  
Section 6

	[1] MDU-US PRICECLOSE	[2] MDU-US MARKETCAP	[1] XEL-US PRICECLOSE	[2] XEL-US MARKETCAP	[3] MDU-US SHARES MM	[3] XEL-US SHARES MM	[4] MDU-US Shares Outstanding	[4] XEL-US Shares Outstanding
1/2/2013	21.72	4,101.40	27.38	13,360.33	188.830529	487.959516	188830529	487959516
1/3/2013	21.66	4,090.07	27.30	13,321.29	188.830529	487.959516	188830529	487959516
1/4/2013	21.77	4,110.84	27.40	13,370.09	188.830529	487.959516	188830529	487959516
1/7/2013	21.57	4,073.07	27.11	13,228.58	188.830529	487.959516	188830529	487959516
1/8/2013	21.77	4,110.84	27.16	13,252.98	188.830529	487.959516	188830529	487959516
1/9/2013	21.75	4,107.06	27.20	13,272.50	188.830529	487.959516	188830529	487959516
1/10/2013	21.94	4,142.94	27.20	13,272.50	188.830529	487.959516	188830529	487959516
1/11/2013	22.00	4,154.27	27.17	13,257.86	188.830529	487.959516	188830529	487959516
1/14/2013	21.88	4,131.61	27.08	13,213.94	188.830529	487.959516	188830529	487959516
1/15/2013	22.06	4,165.60	27.05	13,199.30	188.830529	487.959516	188830529	487959516
1/16/2013	21.92	4,139.17	26.91	13,130.99	188.830529	487.959516	188830529	487959516
1/17/2013	21.88	4,131.61	26.97	13,160.27	188.830529	487.959516	188830529	487959516
1/18/2013	22.20	4,192.04	27.01	13,179.79	188.830529	487.959516	188830529	487959516
1/22/2013	22.59	4,265.68	27.41	13,374.97	188.830529	487.959516	188830529	487959516
1/23/2013	22.59	4,265.68	27.31	13,326.17	188.830529	487.959516	188830529	487959516
1/24/2013	22.61	4,269.46	27.42	13,379.85	188.830529	487.959516	188830529	487959516
1/25/2013	22.70	4,286.45	27.55	13,443.28	188.830529	487.959516	188830529	487959516
1/28/2013	22.79	4,303.45	27.40	13,370.09	188.830529	487.959516	188830529	487959516
1/29/2013	23.05	4,352.54	27.59	13,462.80	188.830529	487.959516	188830529	487959516
1/30/2013	23.17	4,375.20	27.47	13,404.25	188.830529	487.959516	188830529	487959516
1/31/2013	23.32	4,403.53	27.78	13,555.52	188.830529	487.959516	188830529	487959516
2/1/2013	23.48	4,433.74	28.01	13,667.75	188.830529	487.959516	188830529	487959516
2/4/2013	23.06	4,354.43	27.74	13,536.00	188.830529	487.959516	188830529	487959516
2/5/2013	23.37	4,412.97	27.78	13,555.52	188.830529	487.959516	188830529	487959516
2/6/2013	23.37	4,412.97	27.83	13,579.91	188.830529	487.959516	188830529	487959516
2/7/2013	23.31	4,401.64	27.76	13,545.76	188.830529	487.959516	188830529	487959516
2/8/2013	23.30	4,399.75	27.84	13,584.79	188.830529	487.959516	188830529	487959516
2/11/2013	23.28	4,395.97	27.94	13,633.59	188.830529	487.959516	188830529	487959516
2/12/2013	23.50	4,437.52	28.00	13,662.87	188.830529	487.959516	188830529	487959516
2/13/2013	23.82	4,497.94	27.92	13,623.83	188.830529	487.959516	188830529	487959516
2/14/2013	23.72	4,479.06	27.89	13,618.24	188.830529	488.28402	188830529	488284020
2/15/2013	23.95	4,522.49	28.11	13,725.66	188.830529	488.28402	188830529	488284020
2/19/2013	24.26	4,581.03	28.30	13,818.44	188.830529	488.28402	188830529	488284020
2/20/2013	24.06	4,543.26	28.20	13,769.61	188.830529	488.28402	188830529	488284020
2/21/2013	23.83	4,499.83	28.05	13,696.37	188.830529	488.28402	188830529	488284020
2/22/2013	24.25	4,579.14	28.23	13,784.26	188.830529	488.28402	188830529	488284020
2/25/2013	23.69	4,473.40	28.04	13,691.48	188.830529	488.28402	188830529	488284020
2/26/2013	23.61	4,458.29	28.36	13,847.73	188.830529	488.28402	188830529	488284020
2/27/2013	23.97	4,526.27	28.55	13,940.51	188.830529	488.28402	188830529	488284020
2/28/2013	24.16	4,562.15	28.70	14,013.75	188.830529	488.28402	188830529	488284020
3/1/2013	24.20	4,569.70	28.71	14,018.63	188.830529	488.28402	188830529	488284020
3/4/2013	24.43	4,613.13	29.10	14,209.06	188.830529	488.28402	188830529	488284020
3/5/2013	24.67	4,658.45	29.23	14,272.54	188.830529	488.28402	188830529	488284020
3/6/2013	24.60	4,645.23	29.10	14,209.06	188.830529	488.28402	188830529	488284020
3/7/2013	24.65	4,654.67	28.96	14,140.71	188.830529	488.28402	188830529	488284020
3/8/2013	24.81	4,684.89	28.97	14,145.59	188.830529	488.28402	188830529	488284020
3/11/2013	24.85	4,692.44	29.00	14,160.24	188.830529	488.28402	188830529	488284020
3/12/2013	24.40	4,607.46	28.96	14,140.71	188.830529	488.28402	188830529	488284020
3/13/2013	24.54	4,633.90	29.04	14,179.77	188.830529	488.28402	188830529	488284020
3/14/2013	24.64	4,652.78	29.02	14,170.00	188.830529	488.28402	188830529	488284020
3/15/2013	24.61	4,647.12	29.14	14,228.60	188.830529	488.28402	188830529	488284020
3/18/2013	24.52	4,630.12	28.90	14,111.41	188.830529	488.28402	188830529	488284020
3/19/2013	24.46	4,618.79	28.55	13,940.51	188.830529	488.28402	188830529	488284020
3/20/2013	24.84	4,690.55	28.75	14,038.17	188.830529	488.28402	188830529	488284020
3/21/2013	24.66	4,656.56	28.60	13,964.92	188.830529	488.28402	188830529	488284020
3/22/2013	24.30	4,588.58	28.67	13,999.10	188.830529	488.28402	188830529	488284020
3/25/2013	24.21	4,571.59	28.64	13,984.45	188.830529	488.28402	188830529	488284020
3/26/2013	24.51	4,628.24	28.98	14,324.31	188.830529	494.282518	188830529	494282518
3/27/2013	24.54	4,633.90	29.28	14,472.59	188.830529	494.282518	188830529	494282518
3/28/2013	24.99	4,718.87	29.70	14,680.19	188.830529	494.282518	188830529	494282518
4/1/2013	24.81	4,684.89	29.58	14,634.85	188.830529	494.755061	188830529	494755061
4/2/2013	24.51	4,628.24	29.65	14,669.49	188.830529	494.755061	188830529	494755061
4/3/2013	23.68	4,471.51	29.83	14,758.54	188.830529	494.755061	188830529	494755061
4/4/2013	23.68	4,471.51	30.14	14,911.92	188.830529	494.755061	188830529	494755061
4/5/2013	23.92	4,516.83	30.18	14,931.71	188.830529	494.755061	188830529	494755061
4/8/2013	24.43	4,613.13	30.40	15,040.55	188.830529	494.755061	188830529	494755061
4/9/2013	24.48	4,622.57	30.28	14,981.18	188.830529	494.755061	188830529	494755061
4/10/2013	24.66	4,656.56	30.56	15,119.71	188.830529	494.755061	188830529	494755061
4/11/2013	24.86	4,694.33	30.62	15,149.40	188.830529	494.755061	188830529	494755061
4/12/2013	24.90	4,701.88	30.92	15,297.83	188.830529	494.755061	188830529	494755061
4/15/2013	23.87	4,507.38	30.25	14,966.34	188.830529	494.755061	188830529	494755061
4/16/2013	24.13	4,556.48	30.50	15,090.03	188.830529	494.755061	188830529	494755061
4/17/2013	23.62	4,460.18	30.33	15,005.92	188.830529	494.755061	188830529	494755061
4/18/2013	23.67	4,469.62	30.48	15,080.13	188.830529	494.755061	188830529	494755061
4/19/2013	24.11	4,552.70	31.08	15,376.99	188.830529	494.755061	188830529	494755061
4/22/2013	24.06	4,543.26	30.98	15,327.51	188.830529	494.755061	188830529	494755061
4/23/2013	24.17	4,564.03	30.93	15,302.77	188.830529	494.755061	188830529	494755061
4/24/2013	24.26	4,581.03	31.19	15,431.41	188.830529	494.755061	188830529	494755061
4/25/2013	24.36	4,599.91	31.32	15,495.73	188.830529	494.755061	188830529	494755061
4/26/2013	24.13	4,556.48	31.22	15,523.81	188.830529	497.239284	188830529	497239284
4/29/2013	24.40	4,607.46	31.58	15,702.82	188.830529	497.239284	188830529	497239284
4/30/2013	24.95	4,711.32	31.79	15,807.24	188.830529	497.239284	188830529	497239284
5/1/2013	25.21	4,760.42	31.44	15,633.20	188.830529	497.239284	188830529	497239284

Docket No. EL18-  
Volume 4A  
Section 6

5/2/2013	26.31	4,968.13	31.35	15,588.45	188.830529	497.239284	188830529	497239284
5/3/2013	26.51	5,005.90	31.19	15,508.89	188.830529	497.239284	188830529	497239284
5/6/2013	26.40	4,985.13	30.68	15,255.30	188.830529	497.239284	188830529	497239284
5/7/2013	26.71	5,043.66	31.17	15,498.95	188.830529	497.239284	188830529	497239284
5/8/2013	26.80	5,060.66	30.85	15,339.83	188.830529	497.239284	188830529	497239284
5/9/2013	26.41	4,987.01	30.23	15,031.54	188.830529	497.239284	188830529	497239284
5/10/2013	26.44	4,992.68	30.25	15,041.49	188.830529	497.239284	188830529	497239284
5/13/2013	26.51	5,005.90	30.03	14,932.10	188.830529	497.239284	188830529	497239284
5/14/2013	26.67	5,036.11	30.03	14,932.10	188.830529	497.239284	188830529	497239284
5/15/2013	26.97	5,092.76	30.33	15,081.27	188.830529	497.239284	188830529	497239284
5/16/2013	26.88	5,075.76	30.14	14,986.79	188.830529	497.239284	188830529	497239284
5/17/2013	27.09	5,115.42	30.42	15,126.02	188.830529	497.239284	188830529	497239284
5/20/2013	26.88	5,075.76	30.25	15,041.49	188.830529	497.239284	188830529	497239284
5/21/2013	26.74	5,049.33	30.27	15,051.43	188.830529	497.239284	188830529	497239284
5/22/2013	26.25	4,956.80	29.95	14,892.32	188.830529	497.239284	188830529	497239284
5/23/2013	26.04	4,917.15	29.81	14,822.70	188.830529	497.239284	188830529	497239284
5/24/2013	25.69	4,851.06	29.57	14,703.37	188.830529	497.239284	188830529	497239284
5/28/2013	26.07	4,922.81	29.37	14,603.92	188.830529	497.239284	188830529	497239284
5/29/2013	25.91	4,892.60	28.65	14,245.91	188.830529	497.239284	188830529	497239284
5/30/2013	25.85	4,881.27	28.88	14,360.27	188.830529	497.239284	188830529	497239284
5/31/2013	25.86	4,883.16	28.72	14,280.71	188.830529	497.239284	188830529	497239284
6/3/2013	25.53	4,820.84	28.87	14,355.30	188.830529	497.239284	188830529	497239284
6/4/2013	25.43	4,801.96	28.86	14,350.33	188.830529	497.239284	188830529	497239284
6/5/2013	25.13	4,745.31	28.48	14,161.37	188.830529	497.239284	188830529	497239284
6/6/2013	25.32	4,781.19	28.91	14,375.19	188.830529	497.239284	188830529	497239284
6/7/2013	25.49	4,813.29	29.15	14,494.53	188.830529	497.239284	188830529	497239284
6/10/2013	25.61	4,835.95	29.14	14,489.55	188.830529	497.239284	188830529	497239284
6/11/2013	25.31	4,779.30	28.98	14,409.99	188.830529	497.239284	188830529	497239284
6/12/2013	25.02	4,724.54	28.77	14,305.57	188.830529	497.239284	188830529	497239284
6/13/2013	25.06	4,732.09	29.28	14,559.17	188.830529	497.239284	188830529	497239284
6/14/2013	25.10	4,739.65	29.42	14,628.78	188.830529	497.239284	188830529	497239284
6/17/2013	25.19	4,756.64	29.48	14,658.61	188.830529	497.239284	188830529	497239284
6/18/2013	25.56	4,826.51	29.36	14,598.95	188.830529	497.239284	188830529	497239284
6/19/2013	25.11	4,741.53	28.55	14,196.18	188.830529	497.239284	188830529	497239284
6/20/2013	24.39	4,605.58	27.71	13,778.50	188.830529	497.239284	188830529	497239284
6/21/2013	24.59	4,643.34	28.01	13,927.67	188.830529	497.239284	188830529	497239284
6/24/2013	24.75	4,673.56	28.02	13,932.64	188.830529	497.239284	188830529	497239284
6/25/2013	25.16	4,750.98	28.38	14,111.65	188.830529	497.239284	188830529	497239284
6/26/2013	25.72	4,856.72	28.66	14,250.88	188.830529	497.239284	188830529	497239284
6/27/2013	26.12	4,932.25	28.70	14,270.77	188.830529	497.239284	188830529	497239284
6/28/2013	25.91	4,892.60	28.34	14,091.76	188.830529	497.239284	188830529	497239284
7/1/2013	26.30	4,966.24	28.06	13,954.12	188.830529	497.295719	188830529	497295719
7/2/2013	26.23	4,953.02	28.13	13,988.93	188.830529	497.295719	188830529	497295719
7/3/2013	26.31	4,968.13	28.26	14,053.58	188.830529	497.295719	188830529	497295719
7/5/2013	26.57	5,017.23	28.10	13,974.01	188.830529	497.295719	188830529	497295719
7/8/2013	26.96	5,090.87	28.56	14,202.77	188.830529	497.295719	188830529	497295719
7/9/2013	27.43	5,179.62	28.85	14,346.98	188.830529	497.295719	188830529	497295719
7/10/2013	27.53	5,198.50	28.94	14,391.74	188.830529	497.295719	188830529	497295719
7/11/2013	27.79	5,247.60	29.27	14,555.85	188.830529	497.295719	188830529	497295719
7/12/2013	27.86	5,260.82	29.31	14,575.74	188.830529	497.295719	188830529	497295719
7/15/2013	28.01	5,289.14	29.86	14,849.25	188.830529	497.295719	188830529	497295719
7/16/2013	27.67	5,224.94	29.79	14,814.44	188.830529	497.295719	188830529	497295719
7/17/2013	27.87	5,262.71	29.73	14,784.60	188.830529	497.295719	188830529	497295719
7/18/2013	28.10	5,306.14	29.99	14,913.90	188.830529	497.295719	188830529	497295719
7/19/2013	28.22	5,328.80	30.09	14,963.63	188.830529	497.295719	188830529	497295719
7/22/2013	28.40	5,362.79	30.06	14,948.71	188.830529	497.295719	188830529	497295719
7/23/2013	28.56	5,393.00	30.12	14,978.55	188.830529	497.295719	188830529	497295719
7/24/2013	28.14	5,313.69	29.68	14,759.74	188.830529	497.295719	188830529	497295719
7/25/2013	28.20	5,325.02	29.80	14,819.41	188.830529	497.295719	188830529	497295719
7/26/2013	28.17	5,319.36	29.75	14,802.74	188.830529	497.570936	188830529	497570936
7/29/2013	28.00	5,287.25	29.87	14,862.44	188.830529	497.570936	188830529	497570936
7/30/2013	28.08	5,302.36	30.18	15,016.69	188.830529	497.570936	188830529	497570936
7/31/2013	28.04	5,294.81	29.95	14,902.25	188.830529	497.570936	188830529	497570936
8/1/2013	29.93	5,651.70	30.34	15,096.30	188.830529	497.570936	188830529	497570936
8/2/2013	30.20	5,702.68	30.36	15,106.25	188.830529	497.570936	188830529	497570936
8/5/2013	29.70	5,608.27	30.07	14,961.96	188.830529	497.570936	188830529	497570936
8/6/2013	29.37	5,545.95	29.82	14,837.57	188.830529	497.570936	188830529	497570936
8/7/2013	29.09	5,493.08	29.75	14,802.74	188.830529	497.570936	188830529	497570936
8/8/2013	28.94	5,464.76	30.00	14,927.13	188.830529	497.570936	188830529	497570936
8/9/2013	28.93	5,462.87	29.45	14,653.46	188.830529	497.570936	188830529	497570936
8/12/2013	29.04	5,483.64	29.24	14,548.97	188.830529	497.570936	188830529	497570936
8/13/2013	28.83	5,443.98	29.02	14,439.51	188.830529	497.570936	188830529	497570936
8/14/2013	28.72	5,423.21	28.80	14,330.04	188.830529	497.570936	188830529	497570936
8/15/2013	28.10	5,306.14	28.30	14,081.26	188.830529	497.570936	188830529	497570936
8/16/2013	28.11	5,308.03	27.95	13,907.11	188.830529	497.570936	188830529	497570936
8/19/2013	27.55	5,202.28	27.70	13,782.71	188.830529	497.570936	188830529	497570936
8/20/2013	27.67	5,224.94	27.82	13,842.42	188.830529	497.570936	188830529	497570936
8/21/2013	27.23	5,141.86	27.44	13,653.35	188.830529	497.570936	188830529	497570936
8/22/2013	27.49	5,190.95	27.70	13,782.71	188.830529	497.570936	188830529	497570936
8/23/2013	27.58	5,207.95	27.92	13,892.18	188.830529	497.570936	188830529	497570936
8/26/2013	27.37	5,168.29	27.71	13,787.69	188.830529	497.570936	188830529	497570936
8/27/2013	27.13	5,122.97	27.71	13,787.69	188.830529	497.570936	188830529	497570936
8/28/2013	27.43	5,179.62	27.88	13,872.28	188.830529	497.570936	188830529	497570936
8/29/2013	27.13	5,122.97	27.80	13,832.47	188.830529	497.570936	188830529	497570936
8/30/2013	26.70	5,041.78	27.92	13,892.18	188.830529	497.570936	188830529	497570936
9/3/2013	26.24	4,954.91	27.49	13,678.23	188.830529	497.570936	188830529	497570936



Docket No. EL18-  
Volume 4A  
Section 6

9/4/2013	26.60	5,022.89	27.34	13,603.59	188.830529	497.570936	188830529	497570936
9/5/2013	26.39	4,983.24	27.27	13,568.76	188.830529	497.570936	188830529	497570936
9/6/2013	26.35	4,975.68	27.37	13,618.52	188.830529	497.570936	188830529	497570936
9/9/2013	26.79	5,058.77	27.46	13,663.30	188.830529	497.570936	188830529	497570936
9/10/2013	26.76	5,053.10	27.72	13,792.67	188.830529	497.570936	188830529	497570936
9/11/2013	26.63	5,028.56	27.64	13,752.86	188.830529	497.570936	188830529	497570936
9/12/2013	26.57	5,017.23	27.56	13,713.05	188.830529	497.570936	188830529	497570936
9/13/2013	26.80	5,060.66	27.64	13,752.86	188.830529	497.570936	188830529	497570936
9/16/2013	26.85	5,070.10	27.40	13,633.44	188.830529	497.570936	188830529	497570936
9/17/2013	27.39	5,172.07	27.10	13,484.17	188.830529	497.570936	188830529	497570936
9/18/2013	27.89	5,266.48	27.94	13,902.13	188.830529	497.570936	188830529	497570936
9/19/2013	27.77	5,243.82	27.83	13,847.40	188.830529	497.570936	188830529	497570936
9/20/2013	27.48	5,189.06	27.75	13,807.59	188.830529	497.570936	188830529	497570936
9/23/2013	27.60	5,211.72	28.20	14,031.50	188.830529	497.570936	188830529	497570936
9/24/2013	27.71	5,232.49	28.14	14,001.65	188.830529	497.570936	188830529	497570936
9/25/2013	27.72	5,234.38	27.86	13,862.33	188.830529	497.570936	188830529	497570936
9/26/2013	27.97	5,281.59	27.88	13,872.28	188.830529	497.570936	188830529	497570936
9/27/2013	27.79	5,247.60	27.69	13,777.74	188.830529	497.570936	188830529	497570936
9/30/2013	27.97	5,281.59	27.61	13,739.45	188.830529	497.625709	188830529	497625709
10/1/2013	28.37	5,357.12	27.79	13,829.02	188.830529	497.625709	188830529	497625709
10/2/2013	27.92	5,272.15	27.76	13,814.09	188.830529	497.625709	188830529	497625709
10/3/2013	28.09	5,304.25	27.26	13,565.28	188.830529	497.625709	188830529	497625709
10/4/2013	27.99	5,285.37	27.30	13,585.18	188.830529	497.625709	188830529	497625709
10/7/2013	27.69	5,228.72	27.17	13,520.49	188.830529	497.625709	188830529	497625709
10/8/2013	27.53	5,198.50	27.58	13,724.52	188.830529	497.625709	188830529	497625709
10/9/2013	27.58	5,207.95	27.77	13,819.07	188.830529	497.625709	188830529	497625709
10/10/2013	28.32	5,347.68	28.15	14,008.16	188.830529	497.625709	188830529	497625709
10/11/2013	28.41	5,364.68	28.27	14,067.88	188.830529	497.625709	188830529	497625709
10/14/2013	28.46	5,374.12	28.04	13,953.42	188.830529	497.625709	188830529	497625709
10/15/2013	27.86	5,260.82	27.69	13,779.26	188.830529	497.625709	188830529	497625709
10/16/2013	28.24	5,332.57	28.01	13,938.50	188.830529	497.625709	188830529	497625709
10/17/2013	29.22	5,517.63	28.49	14,177.36	188.830529	497.625709	188830529	497625709
10/18/2013	29.65	5,598.83	28.60	14,232.49	188.830529	497.639485	188830529	497639485
10/21/2013	29.89	5,644.14	28.57	14,217.56	188.830529	497.639485	188830529	497639485
10/22/2013	30.38	5,736.67	29.07	14,466.38	188.830529	497.639485	188830529	497639485
10/23/2013	30.06	5,676.25	29.07	14,466.38	188.830529	497.639485	188830529	497639485
10/24/2013	29.77	5,621.48	28.88	14,371.83	188.830529	497.639485	188830529	497639485
10/25/2013	30.26	5,714.01	29.10	14,481.31	188.830529	497.639485	188830529	497639485
10/28/2013	30.32	5,725.34	29.08	14,471.36	188.830529	497.639485	188830529	497639485
10/29/2013	30.41	5,742.34	29.14	14,501.21	188.830529	497.639485	188830529	497639485
10/30/2013	29.83	5,632.81	28.90	14,381.78	188.830529	497.639485	188830529	497639485
10/31/2013	29.78	5,623.37	28.86	14,361.88	188.830529	497.639485	188830529	497639485
11/1/2013	30.26	5,714.01	28.92	14,391.73	188.830529	497.639485	188830529	497639485
11/4/2013	30.75	5,806.54	28.98	14,421.59	188.830529	497.639485	188830529	497639485
11/5/2013	30.27	5,715.90	28.72	14,292.21	188.830529	497.639485	188830529	497639485
11/6/2013	30.40	5,740.45	28.95	14,406.66	188.830529	497.639485	188830529	497639485
11/7/2013	29.69	5,606.38	28.63	14,247.42	188.830529	497.639485	188830529	497639485
11/8/2013	30.16	5,695.13	28.52	14,192.68	188.830529	497.639485	188830529	497639485
11/11/2013	30.37	5,734.78	28.60	14,232.49	188.830529	497.639485	188830529	497639485
11/12/2013	30.06	5,676.25	28.37	14,118.03	188.830529	497.639485	188830529	497639485
11/13/2013	30.55	5,768.77	28.51	14,187.70	188.830529	497.639485	188830529	497639485
11/14/2013	30.66	5,789.54	28.59	14,227.51	188.830529	497.639485	188830529	497639485
11/15/2013	30.87	5,829.20	28.60	14,232.49	188.830529	497.639485	188830529	497639485
11/18/2013	30.68	5,793.32	28.62	14,242.44	188.830529	497.639485	188830529	497639485
11/19/2013	30.54	5,766.88	28.49	14,177.75	188.830529	497.639485	188830529	497639485
11/20/2013	30.28	5,717.79	28.10	13,983.67	188.830529	497.639485	188830529	497639485
11/21/2013	30.36	5,732.89	28.20	14,033.43	188.830529	497.639485	188830529	497639485
11/22/2013	30.47	5,753.67	28.35	14,108.08	188.830529	497.639485	188830529	497639485
11/25/2013	30.23	5,708.35	28.21	14,038.41	188.830529	497.639485	188830529	497639485
11/26/2013	29.82	5,630.93	28.10	13,983.67	188.830529	497.639485	188830529	497639485
11/27/2013	29.72	5,612.04	28.05	13,958.79	188.830529	497.639485	188830529	497639485
11/29/2013	29.67	5,602.60	28.02	13,943.86	188.830529	497.639485	188830529	497639485
12/2/2013	29.58	5,585.61	27.92	13,894.09	188.830529	497.639485	188830529	497639485
12/3/2013	29.61	5,591.27	27.88	13,874.19	188.830529	497.639485	188830529	497639485
12/4/2013	29.43	5,557.28	27.98	13,923.95	188.830529	497.639485	188830529	497639485
12/5/2013	29.61	5,591.27	28.05	13,958.79	188.830529	497.639485	188830529	497639485
12/6/2013	29.82	5,630.93	28.45	14,157.84	188.830529	497.639485	188830529	497639485
12/9/2013	29.60	5,589.38	28.18	14,023.48	188.830529	497.639485	188830529	497639485
12/10/2013	29.04	5,483.64	27.90	13,884.14	188.830529	497.639485	188830529	497639485
12/11/2013	28.55	5,391.11	27.60	13,734.85	188.830529	497.639485	188830529	497639485
12/12/2013	28.85	5,447.76	27.78	13,824.42	188.830529	497.639485	188830529	497639485
12/13/2013	29.41	5,553.51	27.74	13,804.52	188.830529	497.639485	188830529	497639485
12/16/2013	29.65	5,598.83	27.99	13,928.93	188.830529	497.639485	188830529	497639485
12/17/2013	29.35	5,542.18	27.87	13,869.21	188.830529	497.639485	188830529	497639485
12/18/2013	29.59	5,587.50	28.38	14,123.01	188.830529	497.639485	188830529	497639485
12/19/2013	29.49	5,568.61	28.15	14,008.55	188.830529	497.639485	188830529	497639485
12/20/2013	30.28	5,717.79	28.21	14,038.41	188.830529	497.639485	188830529	497639485
12/23/2013	30.32	5,725.34	28.14	14,003.58	188.830529	497.639485	188830529	497639485
12/24/2013	30.45	5,749.89	27.98	13,923.95	188.830529	497.639485	188830529	497639485
12/26/2013	30.19	5,700.79	27.83	13,849.31	188.830529	497.639485	188830529	497639485
12/27/2013	30.45	5,749.89	27.86	13,864.24	188.830529	497.639485	188830529	497639485
12/30/2013	30.36	5,732.89	27.92	13,894.09	188.830529	497.639485	188830529	497639485
12/31/2013	30.55	5,784.03	27.94	13,913.32	189.329859	497.971508	189329859	497971508
1/2/2014	29.99	5,678.00	27.51	13,699.20	189.329859	497.971508	189329859	497971508
1/3/2014	30.04	5,687.47	27.50	13,694.22	189.329859	497.971508	189329859	497971508
1/6/2014	29.83	5,647.71	27.35	13,619.52	189.329859	497.971508	189329859	497971508

Docket No. EL18-  
Volume 4A  
Section 6

1/7/2014	30.14	5,706.40	27.82	13,853.57	189.329859	497.971508	189329859	497971508
1/8/2014	30.14	5,706.40	27.71	13,798.79	189.329859	497.971508	189329859	497971508
1/9/2014	30.47	5,768.88	27.82	13,853.57	189.329859	497.971508	189329859	497971508
1/10/2014	30.81	5,833.25	28.25	14,067.70	189.329859	497.971508	189329859	497971508
1/13/2014	30.47	5,768.88	28.04	13,963.12	189.329859	497.971508	189329859	497971508
1/14/2014	30.62	5,797.28	28.12	14,002.96	189.329859	497.971508	189329859	497971508
1/15/2014	30.58	5,789.71	28.02	13,953.16	189.329859	497.971508	189329859	497971508
1/16/2014	30.71	5,814.32	28.20	14,042.80	189.329859	497.971508	189329859	497971508
1/17/2014	30.61	5,795.39	28.20	14,042.80	189.329859	497.971508	189329859	497971508
1/21/2014	31.24	5,914.66	28.45	14,167.29	189.329859	497.971508	189329859	497971508
1/22/2014	31.43	5,950.64	28.55	14,217.09	189.329859	497.971508	189329859	497971508
1/23/2014	31.37	5,939.28	28.48	14,182.23	189.329859	497.971508	189329859	497971508
1/24/2014	31.06	5,880.59	28.06	13,973.08	189.329859	497.971508	189329859	497971508
1/27/2014	31.13	5,893.84	28.18	14,032.84	189.329859	497.971508	189329859	497971508
1/28/2014	31.59	5,980.93	28.20	14,042.80	189.329859	497.971508	189329859	497971508
1/29/2014	31.45	5,954.42	28.16	14,022.88	189.329859	497.971508	189329859	497971508
1/30/2014	32.07	6,071.81	28.73	14,306.72	189.329859	497.971508	189329859	497971508
1/31/2014	32.04	6,066.13	28.91	14,396.36	189.329859	497.971508	189329859	497971508
2/3/2014	31.11	5,890.05	28.61	14,246.96	189.329859	497.971508	189329859	497971508
2/4/2014	32.12	6,081.28	28.42	14,152.35	189.329859	497.971508	189329859	497971508
2/5/2014	31.88	6,035.84	28.27	14,077.65	189.329859	497.971508	189329859	497971508
2/6/2014	32.03	6,064.24	28.46	14,172.27	189.329859	497.971508	189329859	497971508
2/7/2014	32.63	6,177.83	28.63	14,256.92	189.329859	497.971508	189329859	497971508
2/10/2014	32.77	6,204.34	28.75	14,316.68	189.329859	497.971508	189329859	497971508
2/11/2014	33.14	6,274.39	29.01	14,446.15	189.329859	497.971508	189329859	497971508
2/12/2014	33.18	6,281.96	29.12	14,500.93	189.329859	497.971508	189329859	497971508
2/13/2014	33.70	6,380.42	29.43	14,655.30	189.329859	497.971508	189329859	497971508
2/14/2014	33.98	6,434.79	29.65	14,764.86	189.370016	497.971508	189370016	497971508
2/18/2014	34.50	6,533.27	29.69	14,794.18	189.370016	498.288164	189370016	498288164
2/19/2014	34.47	6,527.58	29.54	14,719.43	189.370016	498.288164	189370016	498288164
2/20/2014	34.83	6,595.76	29.83	14,863.94	189.370016	498.288164	189370016	498288164
2/21/2014	34.55	6,542.73	30.05	14,973.56	189.370016	498.288164	189370016	498288164
2/24/2014	34.78	6,586.29	29.98	14,938.68	189.370016	498.288164	189370016	498288164
2/25/2014	34.72	6,589.48	30.00	14,948.64	189.789192	498.288164	189789192	498288164
2/26/2014	34.40	6,528.75	29.91	14,903.80	189.789192	498.288164	189789192	498288164
2/27/2014	34.10	6,471.81	29.93	14,913.76	189.789192	498.288164	189789192	498288164
2/28/2014	33.96	6,445.24	30.29	15,093.15	189.789192	498.288164	189789192	498288164
3/3/2014	33.55	6,367.43	30.01	14,953.63	189.789192	498.288164	189789192	498288164
3/4/2014	33.90	6,433.85	30.27	15,083.18	189.789192	498.288164	189789192	498288164
3/5/2014	33.58	6,373.12	30.03	14,963.59	189.789192	498.288164	189789192	498288164
3/6/2014	33.39	6,337.06	29.87	14,883.87	189.789192	498.288164	189789192	498288164
3/7/2014	33.11	6,283.92	29.89	14,893.83	189.789192	498.288164	189789192	498288164
3/10/2014	33.01	6,264.94	29.75	14,824.07	189.789192	498.288164	189789192	498288164
3/11/2014	32.97	6,257.35	29.59	14,744.35	189.789192	498.288164	189789192	498288164
3/12/2014	33.49	6,356.04	29.92	14,908.78	189.789192	498.288164	189789192	498288164
3/13/2014	33.57	6,371.22	30.38	15,137.99	189.789192	498.288164	189789192	498288164
3/14/2014	34.06	6,464.22	30.52	15,207.75	189.789192	498.288164	189789192	498288164
3/17/2014	34.25	6,500.28	30.73	15,312.40	189.789192	498.288164	189789192	498288164
3/18/2014	34.35	6,519.26	30.39	15,142.98	189.789192	498.288164	189789192	498288164
3/19/2014	33.83	6,420.57	29.85	14,873.90	189.789192	498.288164	189789192	498288164
3/20/2014	33.59	6,375.02	29.68	14,789.19	189.789192	498.288164	189789192	498288164
3/21/2014	33.75	6,405.39	29.69	14,794.18	189.789192	498.288164	189789192	498288164
3/24/2014	33.55	6,367.43	29.73	14,814.11	189.789192	498.288164	189789192	498288164
3/25/2014	33.71	6,397.79	30.02	15,036.48	189.789192	500.882139	189789192	500882139
3/26/2014	33.80	6,414.87	29.84	14,946.32	189.789192	500.882139	189789192	500882139
3/27/2014	33.78	6,411.08	30.08	15,066.53	189.789192	500.882139	189789192	500882139
3/28/2014	33.87	6,428.16	30.08	15,066.53	189.789192	500.882139	189789192	500882139
3/31/2014	34.31	6,563.50	30.36	15,214.96	191.299799	501.151619	191299799	501151619
4/1/2014	34.18	6,538.63	30.27	15,169.86	191.299799	501.151619	191299799	501151619
4/2/2014	34.74	6,645.76	30.22	15,144.80	191.299799	501.151619	191299799	501151619
4/3/2014	34.82	6,661.06	30.28	15,174.87	191.299799	501.151619	191299799	501151619
4/4/2014	35.06	6,706.97	30.66	15,365.31	191.299799	501.151619	191299799	501151619
4/7/2014	34.66	6,630.45	30.53	15,300.16	191.299799	501.151619	191299799	501151619
4/8/2014	34.66	6,630.45	30.90	15,485.59	191.299799	501.151619	191299799	501151619
4/9/2014	34.98	6,691.67	30.71	15,390.37	191.299799	501.151619	191299799	501151619
4/10/2014	34.22	6,546.28	30.57	15,320.20	191.299799	501.151619	191299799	501151619
4/11/2014	33.88	6,481.24	30.59	15,330.23	191.299799	501.151619	191299799	501151619
4/14/2014	34.52	6,603.67	30.82	15,445.49	191.299799	501.151619	191299799	501151619
4/15/2014	34.89	6,674.45	31.43	15,751.20	191.299799	501.151619	191299799	501151619
4/16/2014	35.32	6,756.71	31.62	15,846.41	191.299799	501.151619	191299799	501151619
4/17/2014	35.08	6,710.80	31.33	15,701.08	191.299799	501.151619	191299799	501151619
4/21/2014	34.93	6,682.10	31.30	15,686.05	191.299799	501.151619	191299799	501151619
4/22/2014	35.58	6,806.45	31.32	15,696.07	191.299799	501.151619	191299799	501151619
4/23/2014	35.45	6,781.58	31.32	15,696.07	191.299799	501.151619	191299799	501151619
4/24/2014	35.93	6,873.40	31.50	15,786.28	191.299799	501.151619	191299799	501151619
4/25/2014	35.75	6,838.97	31.95	16,011.79	191.299799	501.151619	191299799	501151619
4/28/2014	35.75	6,838.97	32.00	16,063.03	191.299799	501.969728	191299799	501969728
4/29/2014	35.51	6,793.06	31.81	15,967.66	191.299799	501.969728	191299799	501969728
4/30/2014	35.42	6,786.64	31.87	15,997.78	191.604704	501.969728	191604704	501969728
5/1/2014	35.57	6,815.38	31.92	16,022.87	191.604704	501.969728	191604704	501969728
5/2/2014	35.67	6,834.54	31.19	15,656.44	191.604704	501.969728	191604704	501969728
5/5/2014	35.52	6,805.80	31.24	15,681.53	191.604704	501.969728	191604704	501969728
5/6/2014	35.34	6,771.31	31.18	15,651.42	191.604704	501.969728	191604704	501969728
5/7/2014	35.77	6,853.70	31.64	15,882.32	191.604704	501.969728	191604704	501969728
5/8/2014	35.07	6,719.58	31.19	15,656.44	191.604704	501.969728	191604704	501969728
5/9/2014	34.63	6,635.27	30.75	15,435.57	191.604704	501.969728	191604704	501969728

Docket No. EL18-  
Volume 4A  
Section 6

5/12/2014	34.49	6,608.45	30.47	15,295.02	191.604704	501.969728	191604704	501969728
5/13/2014	34.23	6,558.63	30.57	15,345.21	191.604704	501.969728	191604704	501969728
5/14/2014	34.20	6,552.88	30.85	15,485.77	191.604704	501.969728	191604704	501969728
5/15/2014	33.75	6,467.89	30.58	15,350.23	191.641156	501.969728	191641156	501969728
5/16/2014	33.84	6,485.14	30.50	15,310.08	191.641156	501.969728	191641156	501969728
5/19/2014	33.48	6,416.15	30.06	15,089.21	191.641156	501.969728	191641156	501969728
5/20/2014	33.24	6,370.15	30.09	15,104.27	191.641156	501.969728	191641156	501969728
5/21/2014	33.11	6,345.24	30.04	15,079.17	191.641156	501.969728	191641156	501969728
5/22/2014	33.25	6,372.07	30.30	15,209.68	191.641156	501.969728	191641156	501969728
5/23/2014	34.07	6,529.21	30.24	15,179.56	191.641156	501.969728	191641156	501969728
5/27/2014	33.82	6,481.30	30.37	15,244.82	191.641156	501.969728	191641156	501969728
5/28/2014	33.99	6,513.88	30.50	15,310.08	191.641156	501.969728	191641156	501969728
5/29/2014	33.55	6,429.56	30.57	15,345.21	191.641156	501.969728	191641156	501969728
5/30/2014	33.88	6,492.80	30.76	15,440.59	191.641156	501.969728	191641156	501969728
6/2/2014	33.68	6,454.47	30.67	15,395.41	191.641156	501.969728	191641156	501969728
6/3/2014	33.41	6,402.73	30.68	15,400.43	191.641156	501.969728	191641156	501969728
6/4/2014	33.64	6,446.81	30.74	15,430.55	191.641156	501.969728	191641156	501969728
6/5/2014	34.23	6,559.88	30.99	15,556.04	191.641156	501.969728	191641156	501969728
6/6/2014	33.93	6,502.38	31.17	15,646.40	191.641156	501.969728	191641156	501969728
6/9/2014	33.56	6,431.48	31.00	15,561.06	191.641156	501.969728	191641156	501969728
6/10/2014	33.27	6,375.90	30.75	15,435.57	191.641156	501.969728	191641156	501969728
6/11/2014	32.84	6,293.50	30.43	15,274.94	191.641156	501.969728	191641156	501969728
6/12/2014	32.75	6,276.25	30.65	15,385.37	191.641156	501.969728	191641156	501969728
6/13/2014	33.11	6,345.24	30.69	15,405.45	191.641156	501.969728	191641156	501969728
6/16/2014	33.40	6,400.81	30.91	15,515.88	191.641156	501.969728	191641156	501969728
6/17/2014	33.62	6,442.98	30.63	15,375.33	191.641156	501.969728	191641156	501969728
6/18/2014	33.96	6,508.13	31.44	15,781.93	191.641156	501.969728	191641156	501969728
6/19/2014	34.20	6,554.13	31.66	15,892.36	191.641156	501.969728	191641156	501969728
6/20/2014	33.67	6,452.56	31.59	15,857.22	191.641156	501.969728	191641156	501969728
6/23/2014	33.62	6,442.98	31.44	15,781.93	191.641156	501.969728	191641156	501969728
6/24/2014	33.79	6,475.55	31.46	15,791.97	191.641156	501.969728	191641156	501969728
6/25/2014	33.98	6,511.97	31.61	15,867.26	191.641156	501.969728	191641156	501969728
6/26/2014	34.16	6,546.46	31.73	15,927.50	191.641156	501.969728	191641156	501969728
6/27/2014	34.62	6,634.62	31.87	15,997.78	191.641156	501.969728	191641156	501969728
6/30/2014	35.10	6,795.35	32.23	16,279.55	193.599733	505.105562	193599733	505105562
7/1/2014	34.92	6,760.50	32.04	16,183.58	193.599733	505.105562	193599733	505105562
7/2/2014	34.17	6,615.30	31.51	15,915.88	193.599733	505.105562	193599733	505105562
7/3/2014	33.81	6,545.61	31.53	15,925.98	193.599733	505.105562	193599733	505105562
7/7/2014	33.86	6,555.29	31.65	15,986.59	193.599733	505.105562	193599733	505105562
7/8/2014	34.06	6,594.01	31.61	15,966.39	193.599733	505.105562	193599733	505105562
7/9/2014	34.06	6,594.01	31.64	15,981.54	193.599733	505.105562	193599733	505105562
7/10/2014	34.19	6,619.17	31.80	16,062.36	193.599733	505.105562	193599733	505105562
7/11/2014	33.79	6,541.73	31.59	15,956.28	193.599733	505.105562	193599733	505105562
7/14/2014	33.41	6,468.17	31.34	15,830.01	193.599733	505.105562	193599733	505105562
7/15/2014	33.39	6,464.30	31.54	15,931.03	193.599733	505.105562	193599733	505105562
7/16/2014	33.26	6,439.13	31.71	16,016.90	193.599733	505.105562	193599733	505105562
7/17/2014	32.45	6,282.31	31.51	15,915.88	193.599733	505.105562	193599733	505105562
7/18/2014	33.23	6,433.32	31.81	16,067.41	193.599733	505.105562	193599733	505105562
7/21/2014	33.34	6,454.62	31.69	16,006.80	193.599733	505.105562	193599733	505105562
7/22/2014	33.28	6,443.00	31.70	16,011.85	193.599733	505.105562	193599733	505105562
7/23/2014	33.19	6,425.58	31.54	15,931.03	193.599733	505.105562	193599733	505105562
7/24/2014	33.36	6,458.49	31.74	16,032.05	193.599733	505.105562	193599733	505105562
7/25/2014	32.96	6,381.05	31.53	15,934.32	193.599733	505.370152	193599733	505370152
7/28/2014	33.15	6,417.83	32.07	16,207.22	193.599733	505.370152	193599733	505370152
7/29/2014	32.65	6,321.03	31.71	16,025.29	193.599733	505.370152	193599733	505370152
7/30/2014	32.33	6,259.08	31.12	15,727.12	193.599733	505.370152	193599733	505370152
7/31/2014	31.51	6,100.33	30.80	15,565.40	193.599733	505.370152	193599733	505370152
8/1/2014	31.34	6,078.28	30.98	15,656.37	193.946489	505.370152	193946489	505370152
8/4/2014	31.42	6,093.80	30.73	15,530.02	193.946489	505.370152	193946489	505370152
8/5/2014	30.11	5,839.73	30.23	15,277.34	193.946489	505.370152	193946489	505370152
8/6/2014	30.01	5,820.33	29.64	14,979.17	193.946489	505.370152	193946489	505370152
8/7/2014	29.94	5,806.76	29.98	15,151.00	193.946489	505.370152	193946489	505370152
8/8/2014	30.53	5,921.19	30.56	15,444.11	193.946489	505.370152	193946489	505370152
8/11/2014	30.58	5,930.88	30.45	15,388.52	193.946489	505.370152	193946489	505370152
8/12/2014	30.40	5,895.97	30.50	15,413.79	193.946489	505.370152	193946489	505370152
8/13/2014	30.68	5,950.28	30.66	15,494.65	193.946489	505.370152	193946489	505370152
8/14/2014	30.79	5,971.61	30.89	15,610.88	193.946489	505.370152	193946489	505370152
8/15/2014	30.90	5,992.95	31.02	15,676.58	193.946489	505.370152	193946489	505370152
8/18/2014	30.99	6,010.40	30.89	15,610.88	193.946489	505.370152	193946489	505370152
8/19/2014	31.04	6,020.10	31.36	15,848.41	193.946489	505.370152	193946489	505370152
8/20/2014	31.35	6,080.22	31.37	15,853.46	193.946489	505.370152	193946489	505370152
8/21/2014	31.23	6,056.95	31.42	15,878.73	193.946489	505.370152	193946489	505370152
8/22/2014	31.32	6,074.40	31.39	15,863.57	193.946489	505.370152	193946489	505370152
8/25/2014	31.37	6,084.10	31.57	15,954.54	193.946489	505.370152	193946489	505370152
8/26/2014	31.14	6,039.49	31.25	15,792.82	193.946489	505.370152	193946489	505370152
8/27/2014	31.23	6,056.95	31.62	15,979.80	193.946489	505.370152	193946489	505370152
8/28/2014	31.17	6,045.31	31.84	16,090.99	193.946489	505.370152	193946489	505370152
8/29/2014	31.31	6,072.46	32.05	16,197.11	193.946489	505.370152	193946489	505370152
9/2/2014	31.42	6,093.80	31.69	16,015.18	193.946489	505.370152	193946489	505370152
9/3/2014	31.25	6,060.83	31.93	16,136.47	193.946489	505.370152	193946489	505370152
9/4/2014	31.25	6,060.83	31.86	16,101.09	193.946489	505.370152	193946489	505370152
9/5/2014	31.65	6,138.41	32.48	16,414.42	193.946489	505.370152	193946489	505370152
9/8/2014	31.33	6,076.34	32.18	16,262.81	193.946489	505.370152	193946489	505370152
9/9/2014	30.84	5,981.31	31.72	16,030.34	193.946489	505.370152	193946489	505370152
9/10/2014	30.50	5,915.37	31.57	15,954.54	193.946489	505.370152	193946489	505370152
9/11/2014	30.81	5,975.49	31.89	16,116.25	193.946489	505.370152	193946489	505370152

Docket No. EL18-  
Volume 4A  
Section 6

9/12/2014	30.17	5,851.37	31.27	15,802.92	193.946489	505.370152	193946489	505370152
9/15/2014	28.96	5,616.69	31.33	15,833.25	193.946489	505.370152	193946489	505370152
9/16/2014	29.38	5,698.15	31.38	15,858.52	193.946489	505.370152	193946489	505370152
9/17/2014	29.11	5,645.78	31.25	15,792.82	193.946489	505.370152	193946489	505370152
9/18/2014	28.95	5,614.75	30.96	15,646.26	193.946489	505.370152	193946489	505370152
9/19/2014	28.77	5,579.84	31.19	15,762.50	193.946489	505.370152	193946489	505370152
9/22/2014	28.32	5,492.56	30.90	15,615.94	193.946489	505.370152	193946489	505370152
9/23/2014	28.05	5,440.20	30.84	15,585.62	193.946489	505.370152	193946489	505370152
9/24/2014	28.00	5,430.50	30.76	15,545.19	193.946489	505.370152	193946489	505370152
9/25/2014	27.60	5,352.92	30.46	15,393.57	193.946489	505.370152	193946489	505370152
9/26/2014	27.72	5,376.20	30.39	15,358.20	193.946489	505.370152	193946489	505370152
9/29/2014	27.76	5,383.95	30.30	15,312.72	193.946489	505.370152	193946489	505370152
9/30/2014	27.81	5,395.40	30.40	15,364.89	194.009468	505.424067	194009468	505424067
10/1/2014	27.43	5,321.68	30.47	15,400.27	194.009468	505.424067	194009468	505424067
10/2/2014	27.36	5,308.10	30.38	15,354.78	194.009468	505.424067	194009468	505424067
10/3/2014	27.30	5,296.46	30.61	15,471.03	194.009468	505.424067	194009468	505424067
10/6/2014	27.46	5,327.50	30.61	15,471.03	194.009468	505.424067	194009468	505424067
10/7/2014	27.41	5,317.80	30.83	15,582.22	194.009468	505.424067	194009468	505424067
10/8/2014	27.78	5,389.58	31.64	15,991.62	194.009468	505.424067	194009468	505424067
10/9/2014	26.89	5,216.91	31.27	15,804.61	194.009468	505.424067	194009468	505424067
10/10/2014	26.46	5,133.49	31.58	15,961.29	194.009468	505.424067	194009468	505424067
10/13/2014	26.35	5,112.15	31.76	16,052.27	194.009468	505.424067	194009468	505424067
10/14/2014	25.92	5,028.73	32.70	16,527.37	194.009468	505.424067	194009468	505424067
10/15/2014	25.93	5,030.67	32.22	16,284.76	194.009468	505.424067	194009468	505424067
10/16/2014	26.15	5,073.35	31.89	16,117.97	194.009468	505.424067	194009468	505424067
10/17/2014	26.09	5,061.71	31.89	16,117.97	194.009468	505.424067	194009468	505424067
10/20/2014	26.53	5,147.07	32.28	16,315.09	194.009468	505.424067	194009468	505424067
10/21/2014	27.30	5,296.46	32.45	16,401.01	194.009468	505.424067	194009468	505424067
10/22/2014	27.00	5,238.26	32.70	16,527.37	194.009468	505.424067	194009468	505424067
10/23/2014	27.48	5,331.38	32.70	16,527.37	194.009468	505.424067	194009468	505424067
10/24/2014	27.72	5,377.94	32.90	16,637.07	194.009468	505.685923	194009468	505685923
10/27/2014	27.56	5,346.90	32.83	16,601.67	194.009468	505.685923	194009468	505685923
10/28/2014	28.18	5,467.19	33.08	16,728.09	194.009468	505.685923	194009468	505685923
10/29/2014	28.26	5,482.71	32.85	16,611.78	194.009468	505.685923	194009468	505685923
10/30/2014	28.21	5,473.01	33.52	16,950.59	194.009468	505.685923	194009468	505685923
10/31/2014	28.18	5,469.93	33.47	16,925.31	194.106937	505.685923	194106937	505685923
11/3/2014	28.13	5,460.23	33.75	17,066.90	194.106937	505.685923	194106937	505685923
11/4/2014	26.00	5,046.78	33.47	16,925.31	194.106937	505.685923	194106937	505685923
11/5/2014	26.49	5,141.89	34.09	17,238.83	194.106937	505.685923	194106937	505685923
11/6/2014	25.99	5,044.84	33.05	16,712.92	194.106937	505.685923	194106937	505685923
11/7/2014	26.36	5,116.66	33.60	16,991.05	194.106937	505.685923	194106937	505685923
11/10/2014	25.95	5,037.08	33.99	17,188.26	194.106937	505.685923	194106937	505685923
11/11/2014	25.71	4,990.49	33.88	17,132.64	194.106937	505.685923	194106937	505685923
11/12/2014	25.42	4,934.20	33.41	16,894.97	194.106937	505.685923	194106937	505685923
11/13/2014	25.00	4,852.67	33.22	16,798.89	194.106937	505.685923	194106937	505685923
11/14/2014	25.09	4,870.14	33.04	16,707.86	194.106937	505.685923	194106937	505685923
11/17/2014	25.12	4,875.97	33.43	16,905.08	194.106937	505.685923	194106937	505685923
11/18/2014	25.28	4,907.02	33.72	17,051.73	194.106937	505.685923	194106937	505685923
11/19/2014	25.45	4,940.02	33.57	16,975.88	194.106937	505.685923	194106937	505685923
11/20/2014	25.42	4,934.20	33.56	16,970.82	194.106937	505.685923	194106937	505685923
11/21/2014	25.79	5,006.02	33.68	17,031.50	194.106937	505.685923	194106937	505685923
11/24/2014	25.89	5,025.43	33.38	16,879.80	194.106937	505.685923	194106937	505685923
11/25/2014	25.88	5,023.49	33.33	16,854.51	194.106937	505.685923	194106937	505685923
11/26/2014	25.07	4,866.26	33.50	16,940.48	194.106937	505.685923	194106937	505685923
11/28/2014	24.52	4,759.50	33.94	17,162.98	194.106937	505.685923	194106937	505685923
12/1/2014	24.09	4,676.04	34.27	17,329.86	194.106937	505.685923	194106937	505685923
12/2/2014	24.00	4,658.57	34.66	17,527.07	194.106937	505.685923	194106937	505685923
12/3/2014	23.82	4,623.63	34.78	17,587.76	194.106937	505.685923	194106937	505685923
12/4/2014	23.94	4,646.92	34.81	17,602.93	194.106937	505.685923	194106937	505685923
12/5/2014	23.78	4,615.86	34.53	17,461.33	194.106937	505.685923	194106937	505685923
12/8/2014	23.36	4,534.34	34.89	17,643.38	194.106937	505.685923	194106937	505685923
12/9/2014	23.71	4,602.28	35.02	17,709.12	194.106937	505.685923	194106937	505685923
12/10/2014	22.74	4,413.99	34.67	17,532.13	194.106937	505.685923	194106937	505685923
12/11/2014	22.62	4,390.70	34.99	17,693.95	194.106937	505.685923	194106937	505685923
12/12/2014	21.71	4,214.06	34.63	17,511.90	194.106937	505.685923	194106937	505685923
12/15/2014	21.44	4,161.65	34.25	17,319.74	194.106937	505.685923	194106937	505685923
12/16/2014	21.73	4,217.94	34.22	17,304.57	194.106937	505.685923	194106937	505685923
12/17/2014	22.65	4,396.52	34.75	17,572.59	194.106937	505.685923	194106937	505685923
12/18/2014	23.09	4,481.93	35.35	17,876.00	194.106937	505.685923	194106937	505685923
12/19/2014	23.09	4,481.93	35.40	17,901.28	194.106937	505.685923	194106937	505685923
12/22/2014	22.99	4,462.52	35.65	18,027.70	194.106937	505.685923	194106937	505685923
12/23/2014	23.21	4,505.22	35.43	17,916.45	194.106937	505.685923	194106937	505685923
12/24/2014	23.25	4,512.99	36.23	18,321.00	194.106937	505.685923	194106937	505685923
12/26/2014	23.66	4,592.57	36.58	18,497.99	194.106937	505.685923	194106937	505685923
12/29/2014	24.43	4,742.03	37.25	18,836.80	194.106937	505.685923	194106937	505685923
12/30/2014	23.93	4,644.98	36.38	18,396.85	194.106937	505.685923	194106937	505685923
12/31/2014	23.50	4,564.07	35.92	18,165.94	194.215891	505.733267	194215891	505733267
1/2/2015	24.01	4,663.12	36.12	18,267.09	194.215891	505.733267	194215891	505733267
1/5/2015	23.45	4,554.36	35.71	18,059.73	194.215891	505.733267	194215891	505733267
1/6/2015	23.39	4,542.71	35.90	18,155.82	194.215891	505.733267	194215891	505733267
1/7/2015	23.78	4,618.45	36.21	18,312.60	194.215891	505.733267	194215891	505733267
1/8/2015	24.36	4,731.10	36.63	18,525.01	194.215891	505.733267	194215891	505733267
1/9/2015	23.11	4,488.33	36.18	18,297.43	194.215891	505.733267	194215891	505733267
1/12/2015	23.18	4,501.92	35.86	18,135.59	194.215891	505.733267	194215891	505733267
1/13/2015	23.12	4,490.27	36.15	18,282.26	194.215891	505.733267	194215891	505733267
1/14/2015	23.18	4,501.92	36.47	18,444.09	194.215891	505.733267	194215891	505733267



Docket No. EL18-  
Volume 4A  
Section 6

1/15/2015	23.17	4,499.98	36.79	18,605.93	194.215891	505.733267	194215891	505733267
1/16/2015	23.70	4,602.92	37.02	18,722.25	194.215891	505.733267	194215891	505733267
1/20/2015	23.62	4,587.38	37.27	18,848.68	194.215891	505.733267	194215891	505733267
1/21/2015	23.91	4,643.70	37.58	19,005.46	194.215891	505.733267	194215891	505733267
1/22/2015	23.56	4,575.73	37.52	18,975.11	194.215891	505.733267	194215891	505733267
1/23/2015	23.38	4,540.77	37.76	19,096.49	194.215891	505.733267	194215891	505733267
1/26/2015	23.04	4,474.73	37.66	19,045.91	194.215891	505.733267	194215891	505733267
1/27/2015	23.14	4,494.16	37.73	19,081.32	194.215891	505.733267	194215891	505733267
1/28/2015	22.65	4,398.99	37.45	18,939.71	194.215891	505.733267	194215891	505733267
1/29/2015	22.78	4,424.24	38.11	19,273.49	194.215891	505.733267	194215891	505733267
1/30/2015	22.61	4,391.22	37.53	18,980.17	194.215891	505.733267	194215891	505733267
2/2/2015	22.80	4,428.12	37.57	19,000.40	194.215891	505.733267	194215891	505733267
2/3/2015	23.37	4,538.83	37.64	19,035.80	194.215891	505.733267	194215891	505733267
2/4/2015	22.03	4,278.58	37.20	18,813.28	194.215891	505.733267	194215891	505733267
2/5/2015	22.35	4,340.73	37.56	18,995.34	194.215891	505.733267	194215891	505733267
2/6/2015	21.94	4,261.10	35.71	18,059.73	194.215891	505.733267	194215891	505733267
2/9/2015	21.85	4,243.62	35.34	17,872.61	194.215891	505.733267	194215891	505733267
2/10/2015	22.04	4,280.52	36.25	18,332.83	194.215891	505.733267	194215891	505733267
2/11/2015	21.60	4,195.06	35.55	17,978.82	194.215891	505.733267	194215891	505733267
2/12/2015	21.55	4,185.35	35.53	17,968.70	194.215891	505.733267	194215891	505733267
2/13/2015	21.57	4,193.64	35.00	17,700.66	194.420095	505.98484	194420095	505733267
2/17/2015	21.68	4,215.03	35.19	17,805.61	194.420095	505.98484	194420095	505984840
2/18/2015	22.32	4,339.46	36.30	18,367.25	194.420095	505.98484	194420095	505984840
2/19/2015	22.64	4,401.67	36.22	18,326.77	194.420095	505.98484	194420095	505984840
2/20/2015	23.02	4,475.55	35.92	18,174.98	194.420095	505.98484	194420095	505984840
2/23/2015	22.84	4,440.55	36.38	18,407.73	194.420095	505.98484	194420095	505984840
2/24/2015	23.26	4,522.21	36.35	18,392.55	194.420095	505.98484	194420095	505984840
2/25/2015	23.10	4,491.10	35.62	18,023.18	194.420095	505.98484	194420095	505984840
2/26/2015	22.46	4,366.68	35.42	17,921.98	194.420095	505.98484	194420095	505984840
2/27/2015	22.30	4,335.57	35.28	17,851.15	194.420095	505.98484	194420095	505984840
3/2/2015	21.77	4,236.38	34.41	17,410.94	194.597172	505.98484	194597172	505984840
3/3/2015	22.01	4,283.08	34.69	17,552.61	194.597172	505.98484	194597172	505984840
3/4/2015	21.89	4,259.73	34.58	17,496.96	194.597172	505.98484	194597172	505984840
3/5/2015	21.77	4,236.38	34.93	17,674.05	194.597172	505.98484	194597172	505984840
3/6/2015	21.19	4,123.51	33.65	17,026.39	194.597172	505.98484	194597172	505984840
3/9/2015	21.25	4,135.19	34.08	17,243.96	194.597172	505.98484	194597172	505984840
3/10/2015	20.40	3,969.78	34.16	17,284.44	194.597172	505.98484	194597172	505984840
3/11/2015	20.90	4,067.08	33.85	17,127.59	194.597172	505.98484	194597172	505984840
3/12/2015	20.63	4,014.54	34.45	17,431.18	194.597172	505.98484	194597172	505984840
3/13/2015	20.12	3,915.30	33.74	17,071.93	194.597172	505.98484	194597172	505984840
3/16/2015	20.70	4,028.16	34.22	17,314.80	194.597172	505.98484	194597172	505984840
3/17/2015	21.04	4,094.32	34.13	17,269.26	194.597172	505.98484	194597172	505984840
3/18/2015	21.58	4,199.41	34.96	17,689.23	194.597172	505.98484	194597172	505984840
3/19/2015	21.36	4,156.60	34.48	17,446.36	194.597172	505.98484	194597172	505984840
3/20/2015	21.95	4,271.41	34.78	17,598.15	194.597172	505.98484	194597172	505984840
3/23/2015	22.07	4,294.76	35.00	17,709.47	194.597172	506.659988	194597172	505984840
3/24/2015	21.81	4,244.16	34.71	17,586.17	194.597172	506.659988	194597172	506659988
3/25/2015	21.59	4,201.35	34.42	17,439.24	194.597172	506.659988	194597172	506659988
3/26/2015	21.09	4,104.05	34.30	17,378.44	194.597172	506.659988	194597172	506659988
3/27/2015	21.16	4,117.68	34.39	17,424.04	194.597172	506.659988	194597172	506659988
3/30/2015	21.58	4,199.41	34.74	17,601.37	194.652208	506.66377	194652208	506663770
3/31/2015	21.34	4,153.88	34.81	17,636.97	194.652208	506.66377	194652208	506663770
4/1/2015	21.38	4,161.66	34.87	17,667.37	194.652208	506.66377	194652208	506663770
4/2/2015	21.82	4,247.31	34.76	17,611.63	194.652208	506.66377	194652208	506663770
4/6/2015	22.18	4,317.39	35.05	17,758.57	194.652208	506.66377	194652208	506663770
4/7/2015	22.27	4,334.90	34.51	17,484.97	194.652208	506.66377	194652208	506663770
4/8/2015	22.40	4,360.21	34.43	17,444.43	194.652208	506.66377	194652208	506663770
4/9/2015	22.39	4,358.26	34.32	17,388.70	194.652208	506.66377	194652208	506663770
4/10/2015	22.66	4,410.82	34.67	17,566.03	194.652208	506.66377	194652208	506663770
4/13/2015	22.41	4,362.16	34.27	17,363.37	194.652208	506.66377	194652208	506663770
4/14/2015	22.61	4,401.09	34.47	17,464.70	194.652208	506.66377	194652208	506663770
4/15/2015	22.90	4,457.54	34.49	17,474.83	194.652208	506.66377	194652208	506663770
4/16/2015	22.59	4,397.19	34.30	17,378.57	194.652208	506.66377	194652208	506663770
4/17/2015	22.42	4,364.10	34.37	17,414.03	194.652208	506.66377	194652208	506663770
4/20/2015	22.69	4,416.66	34.77	17,616.70	194.652208	506.66377	194652208	506663770
4/21/2015	22.41	4,362.16	34.28	17,368.43	194.652208	506.66377	194652208	506663770
4/22/2015	22.50	4,379.67	34.31	17,383.63	194.652208	506.66377	194652208	506663770
4/23/2015	22.57	4,393.30	34.52	17,490.03	194.652208	506.66377	194652208	506663770
4/24/2015	22.65	4,408.87	34.87	17,667.37	194.652208	506.66377	194652208	506663770
4/27/2015	22.21	4,323.23	34.41	17,442.93	194.652208	506.914489	194652208	506914489
4/28/2015	22.65	4,408.87	34.71	17,595.00	194.652208	506.914489	194652208	506914489
4/29/2015	22.67	4,412.77	34.52	17,498.69	194.652208	506.914489	194652208	506914489
4/30/2015	22.29	4,338.80	33.91	17,189.47	194.652208	506.914489	194652208	506914489
5/1/2015	22.32	4,347.29	33.96	17,214.82	194.770955	506.914489	194770955	506914489
5/4/2015	22.17	4,318.07	34.36	17,417.58	194.770955	506.914489	194770955	506914489
5/5/2015	20.93	4,076.56	33.65	17,057.67	194.770955	506.914489	194770955	506914489
5/6/2015	20.29	3,951.90	33.51	16,986.70	194.770955	506.914489	194770955	506914489
5/7/2015	20.16	3,926.58	33.48	16,971.50	194.770955	506.914489	194770955	506914489
5/8/2015	20.48	3,988.91	33.62	17,042.47	194.770955	506.914489	194770955	506914489
5/11/2015	20.22	3,938.27	33.42	16,941.08	194.770955	506.914489	194770955	506914489
5/12/2015	20.31	3,955.80	33.21	16,834.63	194.770955	506.914489	194770955	506914489
5/13/2015	20.02	3,899.31	32.85	16,652.14	194.770955	506.914489	194770955	506914489
5/14/2015	20.27	3,948.01	33.48	16,971.50	194.770955	506.914489	194770955	506914489
5/15/2015	20.59	4,010.33	33.75	17,108.36	194.770955	506.914489	194770955	506914489
5/18/2015	20.49	3,990.86	34.16	17,316.20	194.770955	506.914489	194770955	506914489
5/19/2015	20.71	4,033.71	34.37	17,422.65	194.770955	506.914489	194770955	506914489

Docket No. EL18-  
Volume 4A  
Section 6

5/20/2015	21.04	4,097.98	34.62	17,549.38	194.770955	506.914489	194770955	506914489
5/21/2015	20.97	4,084.35	34.51	17,493.62	194.770955	506.914489	194770955	506914489
5/22/2015	20.90	4,070.71	34.46	17,468.27	194.770955	506.914489	194770955	506914489
5/26/2015	20.69	4,029.81	33.99	17,230.02	194.770955	506.914489	194770955	506914489
5/27/2015	20.87	4,064.87	34.10	17,285.78	194.770955	506.914489	194770955	506914489
5/28/2015	20.95	4,080.45	34.13	17,300.99	194.770955	506.914489	194770955	506914489
5/29/2015	20.94	4,078.50	34.05	17,260.44	194.770955	506.914489	194770955	506914489
6/1/2015	21.11	4,111.61	34.07	17,270.58	194.770955	506.914489	194770955	506914489
6/2/2015	20.86	4,062.92	33.40	16,930.94	194.770955	506.914489	194770955	506914489
6/3/2015	20.92	4,074.61	32.84	16,647.07	194.770955	506.914489	194770955	506914489
6/4/2015	20.44	3,981.12	32.77	16,611.59	194.770955	506.914489	194770955	506914489
6/5/2015	20.45	3,983.07	32.35	16,398.68	194.770955	506.914489	194770955	506914489
6/8/2015	20.49	3,990.86	32.33	16,388.55	194.770955	506.914489	194770955	506914489
6/9/2015	20.26	3,946.06	32.36	16,403.75	194.770955	506.914489	194770955	506914489
6/10/2015	20.16	3,926.58	32.36	16,403.75	194.770955	506.914489	194770955	506914489
6/11/2015	20.20	3,934.37	32.81	16,631.86	194.770955	506.914489	194770955	506914489
6/12/2015	19.90	3,875.94	32.70	16,576.10	194.770955	506.914489	194770955	506914489
6/15/2015	19.72	3,840.88	32.50	16,474.72	194.770955	506.914489	194770955	506914489
6/16/2015	19.89	3,873.99	32.38	16,413.89	194.770955	506.914489	194770955	506914489
6/17/2015	20.09	3,912.95	32.57	16,510.20	194.770955	506.914489	194770955	506914489
6/18/2015	20.59	4,010.33	33.05	16,753.52	194.770955	506.914489	194770955	506914489
6/19/2015	20.55	4,002.54	32.77	16,611.59	194.770955	506.914489	194770955	506914489
6/22/2015	20.51	3,994.75	32.70	16,576.10	194.770955	506.914489	194770955	506914489
6/23/2015	20.35	3,963.59	32.23	16,337.85	194.770955	506.914489	194770955	506914489
6/24/2015	20.02	3,899.31	31.99	16,216.19	194.770955	506.914489	194770955	506914489
6/25/2015	19.79	3,854.52	31.92	16,180.71	194.770955	506.914489	194770955	506914489
6/26/2015	19.88	3,872.05	32.24	16,342.92	194.770955	506.914489	194770955	506914489
6/29/2015	19.52	3,801.93	32.17	16,307.44	194.770955	506.914489	194770955	506914489
6/30/2015	19.53	3,805.86	32.18	16,313.95	194.87238	506.959395	194872380	506959395
7/1/2015	19.14	3,729.86	32.50	16,476.18	194.87238	506.959395	194872380	506959395
7/2/2015	19.24	3,749.34	32.82	16,638.41	194.87238	506.959395	194872380	506959395
7/6/2015	19.14	3,729.86	32.94	16,699.24	194.87238	506.959395	194872380	506959395
7/7/2015	19.63	3,825.34	33.89	17,180.85	194.87238	506.959395	194872380	506959395
7/8/2015	19.09	3,720.11	33.71	17,089.60	194.87238	506.959395	194872380	506959395
7/9/2015	19.07	3,716.22	33.33	16,896.96	194.87238	506.959395	194872380	506959395
7/10/2015	19.07	3,716.22	33.55	17,008.49	194.87238	506.959395	194872380	506959395
7/13/2015	19.15	3,731.81	33.54	17,003.42	194.87238	506.959395	194872380	506959395
7/14/2015	19.26	3,753.24	33.54	17,003.42	194.87238	506.959395	194872380	506959395
7/15/2015	19.03	3,708.42	33.62	17,043.97	194.87238	506.959395	194872380	506959395
7/16/2015	19.49	3,798.06	34.12	17,297.45	194.87238	506.959395	194872380	506959395
7/17/2015	19.18	3,737.65	33.70	17,084.53	194.87238	506.959395	194872380	506959395
7/20/2015	18.68	3,640.22	33.48	16,973.00	194.87238	506.959395	194872380	506959395
7/21/2015	18.67	3,638.27	33.15	16,805.70	194.87238	506.959395	194872380	506959395
7/22/2015	18.58	3,620.73	33.40	16,932.44	194.87238	506.959395	194872380	506959395
7/23/2015	18.22	3,550.57	32.91	16,684.03	194.87238	506.959395	194872380	506959395
7/24/2015	18.35	3,575.91	32.86	16,658.69	194.87238	506.959395	194872380	506959395
7/27/2015	18.28	3,562.27	33.34	16,910.43	194.87238	507.211342	194872380	507211342
7/28/2015	18.39	3,587.22	33.59	17,037.23	195.063757	507.211342	195063757	507211342
7/29/2015	18.88	3,682.80	33.73	17,108.24	195.063757	507.211342	195063757	507211342
7/30/2015	19.05	3,715.96	34.21	17,351.70	195.063757	507.211342	195063757	507211342
7/31/2015	19.51	3,805.69	34.67	17,585.02	195.063757	507.211342	195063757	507211342
8/3/2015	19.22	3,749.13	34.53	17,514.01	195.063757	507.211342	195063757	507211342
8/4/2015	17.38	3,390.21	34.15	17,321.27	195.063757	507.211342	195063757	507211342
8/5/2015	17.55	3,423.37	34.42	17,458.21	195.063757	507.211342	195063757	507211342
8/6/2015	17.08	3,331.69	34.83	17,666.17	195.063757	507.211342	195063757	507211342
8/7/2015	17.12	3,339.49	35.25	17,879.20	195.063757	507.211342	195063757	507211342
8/10/2015	18.17	3,544.31	34.94	17,721.96	195.063757	507.211342	195063757	507211342
8/11/2015	18.48	3,604.78	35.37	17,940.07	195.063757	507.211342	195063757	507211342
8/12/2015	18.85	3,676.95	35.72	18,117.59	195.063757	507.211342	195063757	507211342
8/13/2015	18.38	3,585.27	35.56	18,036.44	195.063757	507.211342	195063757	507211342
8/14/2015	18.66	3,639.89	35.80	18,158.17	195.063757	507.211342	195063757	507211342
8/17/2015	18.90	3,686.71	35.99	18,254.54	195.063757	507.211342	195063757	507211342
8/18/2015	18.70	3,647.69	35.91	18,213.96	195.063757	507.211342	195063757	507211342
8/19/2015	18.30	3,569.67	36.32	18,421.92	195.063757	507.211342	195063757	507211342
8/20/2015	18.07	3,524.80	36.01	18,264.68	195.063757	507.211342	195063757	507211342
8/21/2015	17.71	3,454.58	35.56	18,036.44	195.063757	507.211342	195063757	507211342
8/24/2015	16.76	3,269.27	34.10	17,295.91	195.063757	507.211342	195063757	507211342
8/25/2015	16.40	3,199.05	33.08	16,778.55	195.063757	507.211342	195063757	507211342
8/26/2015	16.72	3,261.47	33.54	17,011.87	195.063757	507.211342	195063757	507211342
8/27/2015	17.60	3,433.12	34.00	17,245.19	195.063757	507.211342	195063757	507211342
8/28/2015	17.99	3,509.20	33.95	17,219.83	195.063757	507.211342	195063757	507211342
8/31/2015	17.91	3,493.59	33.73	17,108.24	195.063757	507.211342	195063757	507211342
9/1/2015	16.95	3,306.33	32.98	16,727.83	195.063757	507.211342	195063757	507211342
9/2/2015	16.86	3,288.77	33.10	16,788.70	195.063757	507.211342	195063757	507211342
9/3/2015	16.92	3,300.48	33.29	16,885.07	195.063757	507.211342	195063757	507211342
9/4/2015	16.36	3,191.24	32.63	16,550.31	195.063757	507.211342	195063757	507211342
9/8/2015	16.56	3,230.26	33.08	16,778.55	195.063757	507.211342	195063757	507211342
9/9/2015	16.57	3,232.21	32.56	16,514.80	195.063757	507.211342	195063757	507211342
9/10/2015	16.40	3,199.05	32.71	16,590.88	195.063757	507.211342	195063757	507211342
9/11/2015	16.43	3,204.90	33.16	16,819.13	195.063757	507.211342	195063757	507211342
9/14/2015	16.47	3,212.70	33.16	16,819.13	195.063757	507.211342	195063757	507211342
9/15/2015	16.91	3,298.53	33.11	16,793.77	195.063757	507.211342	195063757	507211342
9/16/2015	17.38	3,390.21	33.36	16,920.57	195.063757	507.211342	195063757	507211342
9/17/2015	17.55	3,423.37	33.84	17,164.03	195.063757	507.211342	195063757	507211342
9/18/2015	17.15	3,345.34	33.63	17,057.52	195.063757	507.211342	195063757	507211342
9/21/2015	17.04	3,323.89	34.11	17,300.98	195.063757	507.211342	195063757	507211342



Docket No. EL18-  
Volume 4A  
Section 6

9/22/2015	16.69	3,255.61	33.92	17,204.61	195.063757	507.211342	195063757	507211342
9/23/2015	16.51	3,220.50	34.11	17,300.98	195.063757	507.211342	195063757	507211342
9/24/2015	16.73	3,263.42	34.40	17,448.07	195.063757	507.211342	195063757	507211342
9/25/2015	16.62	3,241.96	34.91	17,706.75	195.063757	507.211342	195063757	507211342
9/28/2015	16.58	3,234.16	34.64	17,569.80	195.063757	507.211342	195063757	507211342
9/29/2015	16.66	3,249.76	34.70	17,600.23	195.063757	507.211342	195063757	507211342
9/30/2015	17.20	3,358.57	35.41	17,962.33	195.265744	507.267264	195265744	507267264
10/1/2015	16.85	3,290.23	35.01	17,759.43	195.265744	507.267264	195265744	507267264
10/2/2015	17.74	3,464.01	35.33	17,921.75	195.265744	507.267264	195265744	507267264
10/5/2015	18.46	3,604.61	35.51	18,013.06	195.265744	507.267264	195265744	507267264
10/6/2015	18.72	3,655.37	35.04	17,774.64	195.265744	507.267264	195265744	507267264
10/7/2015	18.92	3,694.43	35.03	17,769.57	195.265744	507.267264	195265744	507267264
10/8/2015	19.40	3,788.16	35.51	18,013.06	195.265744	507.267264	195265744	507267264
10/9/2015	19.46	3,799.87	35.26	17,886.24	195.265744	507.267264	195265744	507267264
10/12/2015	19.07	3,723.72	35.84	18,180.46	195.265744	507.267264	195265744	507267264
10/13/2015	18.95	3,700.29	35.89	18,205.82	195.265744	507.267264	195265744	507267264
10/14/2015	18.87	3,684.66	35.99	18,256.55	195.265744	507.267264	195265744	507267264
10/15/2015	19.03	3,715.91	36.35	18,439.17	195.265744	507.267264	195265744	507267264
10/16/2015	19.08	3,725.67	36.43	18,479.75	195.265744	507.267264	195265744	507267264
10/19/2015	19.12	3,733.48	36.26	18,393.51	195.265744	507.267264	195265744	507267264
10/20/2015	19.09	3,727.62	36.63	18,581.20	195.265744	507.267264	195265744	507267264
10/21/2015	18.73	3,657.33	36.58	18,555.84	195.265744	507.267264	195265744	507267264
10/22/2015	19.23	3,754.96	37.14	18,839.91	195.265744	507.267264	195265744	507267264
10/23/2015	18.86	3,682.71	36.44	18,484.82	195.265744	507.267264	195265744	507267264
10/26/2015	18.81	3,672.95	36.78	18,665.74	195.265744	507.496978	195265744	507496978
10/27/2015	18.45	3,602.65	36.72	18,635.29	195.265744	507.496978	195265744	507496978
10/28/2015	19.03	3,715.91	36.04	18,290.19	195.265744	507.496978	195265744	507496978
10/29/2015	18.73	3,657.33	35.54	18,036.44	195.265744	507.496978	195265744	507496978
10/30/2015	18.86	3,682.71	35.63	18,082.12	195.265744	507.496978	195265744	507496978
11/2/2015	19.20	3,749.10	35.85	18,193.77	195.265744	507.496978	195265744	507496978
11/3/2015	18.78	3,667.09	35.89	18,214.07	195.265744	507.496978	195265744	507496978
11/4/2015	19.51	3,809.63	36.03	18,285.12	195.265744	507.496978	195265744	507496978
11/5/2015	19.39	3,786.20	36.11	18,325.72	195.265744	507.496978	195265744	507496978
11/6/2015	18.48	3,608.51	34.86	17,691.34	195.265744	507.496978	195265744	507496978
11/9/2015	18.58	3,628.04	35.01	17,767.47	195.265744	507.496978	195265744	507496978
11/10/2015	18.93	3,696.38	35.58	18,056.74	195.265744	507.496978	195265744	507496978
11/11/2015	18.86	3,682.71	36.05	18,295.27	195.265744	507.496978	195265744	507496978
11/12/2015	18.26	3,565.55	35.31	17,919.72	195.265744	507.496978	195265744	507496978
11/13/2015	17.88	3,491.35	35.01	17,767.47	195.265744	507.496978	195265744	507496978
11/16/2015	18.69	3,649.52	35.59	18,061.82	195.265744	507.496978	195265744	507496978
11/17/2015	18.09	3,532.36	35.22	17,874.04	195.265744	507.496978	195265744	507496978
11/18/2015	18.67	3,645.61	35.62	18,077.04	195.265744	507.496978	195265744	507496978
11/19/2015	18.11	3,536.26	35.72	18,127.79	195.265744	507.496978	195265744	507496978
11/20/2015	17.93	3,501.11	35.86	18,198.84	195.265744	507.496978	195265744	507496978
11/23/2015	17.96	3,506.97	35.57	18,051.67	195.265744	507.496978	195265744	507496978
11/24/2015	17.58	3,432.77	35.73	18,132.87	195.265744	507.496978	195265744	507496978
11/25/2015	17.67	3,450.35	35.50	18,016.14	195.265744	507.496978	195265744	507496978
11/27/2015	17.56	3,428.87	35.64	18,087.19	195.265744	507.496978	195265744	507496978
11/30/2015	17.42	3,401.53	35.66	18,097.34	195.265744	507.496978	195265744	507496978
12/1/2015	17.79	3,473.78	35.97	18,254.67	195.265744	507.496978	195265744	507496978
12/2/2015	17.49	3,415.20	35.22	17,874.04	195.265744	507.496978	195265744	507496978
12/3/2015	17.58	3,432.77	34.42	17,468.05	195.265744	507.496978	195265744	507496978
12/4/2015	17.69	3,454.25	34.97	17,747.17	195.265744	507.496978	195265744	507496978
12/7/2015	17.27	3,372.24	35.27	17,899.42	195.265744	507.496978	195265744	507496978
12/8/2015	16.99	3,317.56	35.21	17,868.97	195.265744	507.496978	195265744	507496978
12/9/2015	16.88	3,296.09	35.28	17,904.49	195.265744	507.496978	195265744	507496978
12/10/2015	16.95	3,309.75	34.79	17,655.82	195.265744	507.496978	195265744	507496978
12/11/2015	16.82	3,284.37	34.94	17,731.94	195.265744	507.496978	195265744	507496978
12/14/2015	16.40	3,202.36	35.29	17,909.57	195.265744	507.496978	195265744	507496978
12/15/2015	16.65	3,251.17	35.57	18,051.67	195.265744	507.496978	195265744	507496978
12/16/2015	16.92	3,303.90	36.42	18,483.04	195.265744	507.496978	195265744	507496978
12/17/2015	16.74	3,268.75	36.40	18,472.89	195.265744	507.496978	195265744	507496978
12/18/2015	16.92	3,303.90	35.60	18,066.89	195.265744	507.496978	195265744	507496978
12/21/2015	17.26	3,370.29	35.41	17,970.47	195.265744	507.496978	195265744	507496978
12/22/2015	17.85	3,485.49	35.33	17,929.87	195.265744	507.496978	195265744	507496978
12/23/2015	18.33	3,579.22	35.85	18,193.77	195.265744	507.496978	195265744	507496978
12/24/2015	18.34	3,581.17	35.74	18,137.94	195.265744	507.496978	195265744	507496978
12/28/2015	18.45	3,602.65	36.14	18,340.94	195.265744	507.496978	195265744	507496978
12/29/2015	18.57	3,626.08	36.22	18,381.54	195.265744	507.496978	195265744	507496978
12/30/2015	18.54	3,620.23	36.40	18,472.89	195.265744	507.496978	195265744	507496978
12/31/2015	18.32	3,577.27	35.91	18,225.60	195.265744	507.535523	195265744	507535523
1/4/2016	18.20	3,553.84	35.70	18,119.02	195.265744	507.535523	195265744	507535523
1/5/2016	18.54	3,620.23	36.06	18,301.73	195.265744	507.535523	195265744	507535523
1/6/2016	18.26	3,565.55	36.44	18,494.59	195.265744	507.535523	195265744	507535523
1/7/2016	17.52	3,421.06	36.58	18,565.65	195.265744	507.535523	195265744	507535523
1/8/2016	17.50	3,417.15	36.18	18,362.64	195.265744	507.535523	195265744	507535523
1/11/2016	17.43	3,403.48	36.47	18,509.82	195.265744	507.535523	195265744	507535523
1/12/2016	17.05	3,329.28	36.33	18,438.77	195.265744	507.535523	195265744	507535523
1/13/2016	16.75	3,270.70	36.11	18,327.11	195.265744	507.535523	195265744	507535523
1/14/2016	17.19	3,356.62	36.71	18,631.63	195.265744	507.535523	195265744	507535523
1/15/2016	16.39	3,200.41	36.50	18,525.05	195.265744	507.535523	195265744	507535523
1/19/2016	16.69	3,258.99	37.21	18,885.40	195.265744	507.535523	195265744	507535523
1/20/2016	16.24	3,171.12	36.62	18,585.95	195.265744	507.535523	195265744	507535523
1/21/2016	16.29	3,180.88	36.13	18,337.26	195.265744	507.535523	195265744	507535523
1/22/2016	16.72	3,264.84	36.63	18,591.03	195.265744	507.535523	195265744	507535523
1/25/2016	16.18	3,159.40	36.53	18,540.27	195.265744	507.535523	195265744	507535523

Docket No. EL18-  
Volume 4A  
Section 6

1/26/2016	16.24	3,171.12	36.77	18,662.08	195.265744	507.535523	195265744	507535523
1/27/2016	16.39	3,200.41	36.68	18,616.40	195.265744	507.535523	195265744	507535523
1/28/2016	16.03	3,130.11	37.57	19,068.11	195.265744	507.535523	195265744	507535523
1/29/2016	16.88	3,296.09	38.22	19,398.01	195.265744	507.535523	195265744	507535523
2/1/2016	17.08	3,335.14	38.56	19,570.57	195.265744	507.535523	195265744	507535523
2/2/2016	16.89	3,298.04	38.98	19,783.73	195.265744	507.535523	195265744	507535523
2/3/2016	17.34	3,385.91	39.25	19,920.77	195.265744	507.535523	195265744	507535523
2/4/2016	17.10	3,339.04	39.07	19,829.41	195.265744	507.535523	195265744	507535523
2/5/2016	16.79	3,278.51	39.53	20,062.88	195.265744	507.535523	195265744	507535523
2/8/2016	16.28	3,178.93	39.25	19,920.77	195.265744	507.535523	195265744	507535523
2/9/2016	16.43	3,208.22	39.62	20,108.56	195.265744	507.535523	195265744	507535523
2/10/2016	16.55	3,231.65	39.35	19,971.52	195.265744	507.535523	195265744	507535523
2/11/2016	16.31	3,184.78	38.99	19,788.81	195.265744	507.535523	195265744	507535523
2/12/2016	16.46	3,214.07	38.82	19,702.53	195.265744	507.535523	195265744	507535523
2/16/2016	16.96	3,311.71	38.83	19,708.31	195.265744	507.553673	195265744	507553673
2/17/2016	17.29	3,376.14	38.94	19,764.14	195.265744	507.553673	195265744	507553673
2/18/2016	17.61	3,438.63	39.64	20,119.43	195.265744	507.553673	195265744	507553673
2/19/2016	17.40	3,397.62	39.33	19,962.09	195.265744	507.553673	195265744	507553673
2/22/2016	17.78	3,471.82	39.67	20,134.65	195.265744	507.553673	195265744	507553673
2/23/2016	17.68	3,452.30	39.83	20,215.86	195.265744	507.553673	195265744	507553673
2/24/2016	18.07	3,528.45	39.91	20,256.47	195.265744	507.553673	195265744	507553673
2/25/2016	18.25	3,563.60	40.20	20,403.66	195.265744	507.553673	195265744	507553673
2/26/2016	18.19	3,551.88	39.27	19,931.63	195.265744	507.553673	195265744	507553673
2/29/2016	18.21	3,555.79	39.54	20,068.67	195.265744	507.553673	195265744	507553673
3/1/2016	18.17	3,548.68	39.46	20,028.07	195.304376	507.553673	195304376	507553673
3/2/2016	18.28	3,570.16	39.59	20,094.05	195.304376	507.553673	195304376	507553673
3/3/2016	18.35	3,583.84	39.60	20,099.13	195.304376	507.553673	195304376	507553673
3/4/2016	18.74	3,660.00	39.94	20,271.69	195.304376	507.553673	195304376	507553673
3/7/2016	18.96	3,702.97	40.06	20,332.60	195.304376	507.553673	195304376	507553673
3/8/2016	18.50	3,613.13	40.66	20,637.13	195.304376	507.553673	195304376	507553673
3/9/2016	18.60	3,632.66	40.72	20,667.59	195.304376	507.553673	195304376	507553673
3/10/2016	18.45	3,603.37	40.74	20,677.74	195.304376	507.553673	195304376	507553673
3/11/2016	18.75	3,661.96	40.38	20,495.02	195.304376	507.553673	195304376	507553673
3/14/2016	18.62	3,636.57	40.42	20,515.32	195.304376	507.553673	195304376	507553673
3/15/2016	18.44	3,601.41	40.50	20,555.92	195.304376	507.553673	195304376	507553673
3/16/2016	18.63	3,638.52	40.92	20,769.10	195.304376	507.553673	195304376	507553673
3/17/2016	19.20	3,749.84	41.50	21,063.48	195.304376	507.553673	195304376	507553673
3/18/2016	19.02	3,714.69	41.06	20,840.15	195.304376	507.553673	195304376	507553673
3/21/2016	19.09	3,728.36	41.05	20,835.08	195.304376	507.553673	195304376	507553673
3/22/2016	19.21	3,751.80	40.77	20,709.24	195.304376	507.952795	195304376	507952795
3/23/2016	18.85	3,681.49	41.12	20,887.02	195.304376	507.952795	195304376	507952795
3/24/2016	18.94	3,699.06	41.23	20,942.89	195.304376	507.952795	195304376	507952795
3/28/2016	18.88	3,687.35	41.16	20,907.34	195.304376	507.952795	195304376	507952795
3/29/2016	19.48	3,804.53	41.66	21,161.31	195.304376	507.952795	195304376	507952795
3/30/2016	19.46	3,800.62	41.56	21,110.52	195.304376	507.952795	195304376	507952795
3/31/2016	19.46	3,800.62	41.82	21,242.59	195.304376	507.952795	195304376	507952795
4/1/2016	19.42	3,792.81	41.94	21,303.54	195.304376	507.952795	195304376	507952795
4/4/2016	19.35	3,779.14	41.86	21,262.90	195.304376	507.952795	195304376	507952795
4/5/2016	18.91	3,693.21	40.95	20,800.67	195.304376	507.952795	195304376	507952795
4/6/2016	19.13	3,736.17	40.85	20,749.87	195.304376	507.952795	195304376	507952795
4/7/2016	18.91	3,693.21	40.79	20,719.39	195.304376	507.952795	195304376	507952795
4/8/2016	19.11	3,732.27	41.01	20,831.14	195.304376	507.952795	195304376	507952795
4/11/2016	19.31	3,771.33	40.80	20,724.47	195.304376	507.952795	195304376	507952795
4/12/2016	19.48	3,804.53	40.99	20,820.99	195.304376	507.952795	195304376	507952795
4/13/2016	19.59	3,826.01	40.69	20,668.60	195.304376	507.952795	195304376	507952795
4/14/2016	19.57	3,822.11	40.58	20,612.72	195.304376	507.952795	195304376	507952795
4/15/2016	19.76	3,859.21	40.83	20,739.71	195.304376	507.952795	195304376	507952795
4/18/2016	19.76	3,859.21	41.14	20,897.18	195.304376	507.952795	195304376	507952795
4/19/2016	19.90	3,886.56	41.16	20,907.34	195.304376	507.952795	195304376	507952795
4/20/2016	19.67	3,841.64	39.73	20,180.96	195.304376	507.952795	195304376	507952795
4/21/2016	19.37	3,783.05	38.61	19,612.06	195.304376	507.952795	195304376	507952795
4/22/2016	19.58	3,824.06	39.05	19,835.56	195.304376	507.952795	195304376	507952795
4/25/2016	19.49	3,806.48	39.15	19,886.35	195.304376	507.952795	195304376	507952795
4/26/2016	19.71	3,849.45	39.19	19,906.67	195.304376	507.952795	195304376	507952795
4/27/2016	19.91	3,888.51	39.71	20,170.81	195.304376	507.952795	195304376	507952795
4/28/2016	19.76	3,859.21	39.94	20,287.63	195.304376	507.952795	195304376	507952795
4/29/2016	20.06	3,917.81	40.03	20,333.35	195.304376	507.952795	195304376	507952795
5/2/2016	20.09	3,923.66	40.51	20,577.17	195.304376	507.952795	195304376	507952795
5/3/2016	20.01	3,908.04	40.55	20,597.49	195.304376	507.952795	195304376	507952795
5/4/2016	20.60	4,023.27	41.01	20,831.14	195.304376	507.952795	195304376	507952795
5/5/2016	20.57	4,017.41	40.84	20,744.79	195.304376	507.952795	195304376	507952795
5/6/2016	20.90	4,081.86	40.46	20,551.77	195.304376	507.952795	195304376	507952795
5/9/2016	20.83	4,068.19	41.16	20,907.34	195.304376	507.952795	195304376	507952795
5/10/2016	21.12	4,124.83	41.36	21,008.93	195.304376	507.952795	195304376	507952795
5/11/2016	21.46	4,191.23	41.38	21,019.09	195.304376	507.952795	195304376	507952795
5/12/2016	21.87	4,271.31	41.85	21,257.82	195.304376	507.952795	195304376	507952795
5/13/2016	21.85	4,267.40	41.71	21,186.71	195.304376	507.952795	195304376	507952795
5/16/2016	22.05	4,306.46	41.75	21,207.03	195.304376	507.952795	195304376	507952795
5/17/2016	21.81	4,259.59	40.86	20,754.95	195.304376	507.952795	195304376	507952795
5/18/2016	21.29	4,158.03	40.09	20,363.83	195.304376	507.952795	195304376	507952795
5/19/2016	21.46	4,191.23	40.51	20,577.17	195.304376	507.952795	195304376	507952795
5/20/2016	21.62	4,222.48	40.47	20,556.85	195.304376	507.952795	195304376	507952795
5/23/2016	21.45	4,189.28	40.06	20,348.59	195.304376	507.952795	195304376	507952795
5/24/2016	21.74	4,245.92	40.56	20,602.57	195.304376	507.952795	195304376	507952795
5/25/2016	21.89	4,275.21	40.37	20,506.05	195.304376	507.952795	195304376	507952795
5/26/2016	21.96	4,288.88	40.89	20,770.19	195.304376	507.952795	195304376	507952795

Docket No. EL18-  
Volume 4A  
Section 6

5/27/2016	22.04	4,304.51	40.92	20,785.43	195.304376	507.952795	195304376	507952795
5/31/2016	22.87	4,466.61	41.37	21,014.01	195.304376	507.952795	195304376	507952795
6/1/2016	22.74	4,441.22	41.56	21,110.52	195.304376	507.952795	195304376	507952795
6/2/2016	23.04	4,499.81	41.40	21,029.25	195.304376	507.952795	195304376	507952795
6/3/2016	23.07	4,505.67	42.19	21,430.53	195.304376	507.952795	195304376	507952795
6/6/2016	23.09	4,509.58	42.05	21,359.42	195.304376	507.952795	195304376	507952795
6/7/2016	23.08	4,507.62	42.01	21,339.10	195.304376	507.952795	195304376	507952795
6/8/2016	23.43	4,575.98	42.17	21,420.37	195.304376	507.952795	195304376	507952795
6/9/2016	23.60	4,609.18	42.70	21,689.58	195.304376	507.952795	195304376	507952795
6/10/2016	23.12	4,515.44	42.75	21,714.98	195.304376	507.952795	195304376	507952795
6/13/2016	23.17	4,525.20	42.71	21,694.66	195.304376	507.952795	195304376	507952795
6/14/2016	23.07	4,505.67	42.79	21,735.30	195.304376	507.952795	195304376	507952795
6/15/2016	22.86	4,464.66	42.34	21,506.72	195.304376	507.952795	195304376	507952795
6/16/2016	22.99	4,490.05	42.83	21,755.62	195.304376	507.952795	195304376	507952795
6/17/2016	23.24	4,538.87	42.85	21,765.78	195.304376	507.952795	195304376	507952795
6/20/2016	23.49	4,587.70	42.75	21,714.98	195.304376	507.952795	195304376	507952795
6/21/2016	23.52	4,593.56	42.84	21,760.70	195.304376	507.952795	195304376	507952795
6/22/2016	23.26	4,542.78	42.67	21,674.35	195.304376	507.952795	195304376	507952795
6/23/2016	23.73	4,634.57	42.70	21,689.58	195.304376	507.952795	195304376	507952795
6/24/2016	23.53	4,595.51	43.30	21,994.36	195.304376	507.952795	195304376	507952795
6/27/2016	23.22	4,534.97	43.72	22,207.70	195.304376	507.952795	195304376	507952795
6/28/2016	23.40	4,570.12	43.75	22,222.93	195.304376	507.952795	195304376	507952795
6/29/2016	23.25	4,540.83	43.85	22,273.73	195.304376	507.952795	195304376	507952795
6/30/2016	24.00	4,687.31	44.78	22,746.13	195.304376	507.952795	195304376	507952795
7/1/2016	24.27	4,740.04	44.78	22,746.13	195.304376	507.952795	195304376	507952795
7/5/2016	24.38	4,761.52	45.27	22,995.02	195.304376	507.952795	195304376	507952795
7/6/2016	24.28	4,741.99	45.33	23,025.50	195.304376	507.952795	195304376	507952795
7/7/2016	23.66	4,620.90	44.32	22,512.47	195.304376	507.952795	195304376	507952795
7/8/2016	23.93	4,673.63	44.59	22,649.62	195.304376	507.952795	195304376	507952795
7/11/2016	24.04	4,695.12	44.41	22,558.18	195.304376	507.952795	195304376	507952795
7/12/2016	23.95	4,677.54	43.50	22,095.95	195.304376	507.952795	195304376	507952795
7/13/2016	24.13	4,712.69	43.95	22,324.53	195.304376	507.952795	195304376	507952795
7/14/2016	24.13	4,712.69	43.61	22,151.82	195.304376	507.952795	195304376	507952795
7/15/2016	24.13	4,712.69	43.75	22,222.93	195.304376	507.952795	195304376	507952795
7/18/2016	24.40	4,765.43	43.85	22,273.73	195.304376	507.952795	195304376	507952795
7/19/2016	24.21	4,728.32	43.79	22,243.25	195.304376	507.952795	195304376	507952795
7/20/2016	24.15	4,716.60	43.61	22,151.82	195.304376	507.952795	195304376	507952795
7/21/2016	24.39	4,763.47	43.88	22,288.97	195.304376	507.952795	195304376	507952795
7/22/2016	24.65	4,814.25	44.32	22,512.47	195.304376	507.952795	195304376	507952795
7/25/2016	24.38	4,761.52	44.24	22,471.83	195.304376	507.952795	195304376	507952795
7/26/2016	24.33	4,751.76	43.79	22,243.25	195.304376	507.952795	195304376	507952795
7/27/2016	23.95	4,677.54	43.50	22,095.95	195.304376	507.952795	195304376	507952795
7/28/2016	23.90	4,667.77	43.76	22,228.01	195.304376	507.952795	195304376	507952795
7/29/2016	24.05	4,697.07	43.98	22,339.76	195.304376	507.952795	195304376	507952795
8/1/2016	23.68	4,624.81	43.94	22,319.45	195.304376	507.952795	195304376	507952795
8/2/2016	23.53	4,595.51	43.72	22,207.70	195.304376	507.952795	195304376	507952795
8/3/2016	23.50	4,589.65	43.16	21,923.24	195.304376	507.952795	195304376	507952795
8/4/2016	23.58	4,605.28	43.31	21,999.44	195.304376	507.952795	195304376	507952795
8/5/2016	23.66	4,620.90	42.67	21,674.35	195.304376	507.952795	195304376	507952795
8/8/2016	23.67	4,622.85	42.57	21,623.55	195.304376	507.952795	195304376	507952795
8/9/2016	23.33	4,556.45	42.65	21,664.19	195.304376	507.952795	195304376	507952795
8/10/2016	23.31	4,552.55	42.69	21,684.50	195.304376	507.952795	195304376	507952795
8/11/2016	23.29	4,548.64	42.71	21,694.66	195.304376	507.952795	195304376	507952795
8/12/2016	23.56	4,601.37	42.80	21,740.38	195.304376	507.952795	195304376	507952795
8/15/2016	23.44	4,577.93	42.12	21,394.97	195.304376	507.952795	195304376	507952795
8/16/2016	23.03	4,497.86	41.64	21,151.15	195.304376	507.952795	195304376	507952795
8/17/2016	23.21	4,533.01	42.33	21,501.64	195.304376	507.952795	195304376	507952795
8/18/2016	23.55	4,599.42	42.96	21,821.65	195.304376	507.952795	195304376	507952795
8/19/2016	23.43	4,575.98	42.42	21,547.36	195.304376	507.952795	195304376	507952795
8/22/2016	23.60	4,609.18	42.58	21,628.63	195.304376	507.952795	195304376	507952795
8/23/2016	23.55	4,599.42	42.19	21,430.53	195.304376	507.952795	195304376	507952795
8/24/2016	23.53	4,595.51	42.20	21,435.61	195.304376	507.952795	195304376	507952795
8/25/2016	23.89	4,665.82	42.28	21,476.24	195.304376	507.952795	195304376	507952795
8/26/2016	23.60	4,609.18	41.39	21,024.17	195.304376	507.952795	195304376	507952795
8/29/2016	23.62	4,613.09	41.70	21,181.63	195.304376	507.952795	195304376	507952795
8/30/2016	23.48	4,585.75	41.19	20,922.58	195.304376	507.952795	195304376	507952795
8/31/2016	23.57	4,603.32	41.36	21,008.93	195.304376	507.952795	195304376	507952795
9/1/2016	23.57	4,603.32	41.27	20,963.21	195.304376	507.952795	195304376	507952795
9/2/2016	23.90	4,667.77	41.71	21,186.71	195.304376	507.952795	195304376	507952795
9/6/2016	24.02	4,691.21	42.20	21,435.61	195.304376	507.952795	195304376	507952795
9/7/2016	24.16	4,718.55	42.38	21,527.04	195.304376	507.952795	195304376	507952795
9/8/2016	24.35	4,755.66	42.37	21,521.96	195.304376	507.952795	195304376	507952795
9/9/2016	23.14	4,519.34	40.78	20,714.31	195.304376	507.952795	195304376	507952795
9/12/2016	23.45	4,579.89	41.42	21,039.40	195.304376	507.952795	195304376	507952795
9/13/2016	23.16	4,523.25	40.60	20,622.88	195.304376	507.952795	195304376	507952795
9/14/2016	23.37	4,564.26	40.76	20,704.16	195.304376	507.952795	195304376	507952795
9/15/2016	23.67	4,622.85	40.86	20,754.95	195.304376	507.952795	195304376	507952795
9/16/2016	23.76	4,640.43	41.20	20,927.66	195.304376	507.952795	195304376	507952795
9/19/2016	24.24	4,734.18	41.68	21,171.47	195.304376	507.952795	195304376	507952795
9/20/2016	24.54	4,792.77	41.52	21,090.20	195.304376	507.952795	195304376	507952795
9/21/2016	25.07	4,896.28	42.55	21,613.39	195.304376	507.952795	195304376	507952795
9/22/2016	25.69	5,017.37	42.90	21,791.17	195.304376	507.952795	195304376	507952795
9/23/2016	25.26	4,933.39	43.07	21,877.53	195.304376	507.952795	195304376	507952795
9/26/2016	25.47	4,974.40	43.10	21,892.77	195.304376	507.952795	195304376	507952795
9/27/2016	25.35	4,950.97	42.37	21,521.96	195.304376	507.952795	195304376	507952795
9/28/2016	25.66	5,011.51	42.25	21,461.01	195.304376	507.952795	195304376	507952795

Docket No. EL18-\_\_\_\_  
 Volume 4A  
 Section 6

9/29/2016	25.40	4,960.73	41.81	21,237.51	195.304376	507.952795	195304376	507952795
9/30/2016	25.44	4,968.54	41.14	20,897.18	195.304376	507.952795	195304376	507952795
10/3/2016	25.32	4,945.11	40.58	20,612.72	195.304376	507.952795	195304376	507952795
10/4/2016	24.69	4,822.07	39.59	20,109.85	195.304376	507.952795	195304376	507952795
10/5/2016	25.04	4,890.42	39.51	20,069.21	195.304376	507.952795	195304376	507952795
10/6/2016	25.14	4,909.95	39.62	20,125.09	195.304376	507.952795	195304376	507952795
10/7/2016	24.79	4,841.60	39.61	20,120.01	195.304376	507.952795	195304376	507952795
10/10/2016	25.24	4,929.48	39.89	20,262.24	195.304376	507.952795	195304376	507952795
10/11/2016	24.63	4,810.35	39.45	20,038.74	195.304376	507.952795	195304376	507952795
10/12/2016	24.85	4,853.31	39.72	20,175.89	195.304376	507.952795	195304376	507952795
10/13/2016	24.99	4,880.66	40.34	20,490.82	195.304376	507.952795	195304376	507952795
10/14/2016	24.87	4,857.22	40.05	20,343.51	195.304376	507.952795	195304376	507952795
10/17/2016	24.86	4,855.27	40.34	20,490.82	195.304376	507.952795	195304376	507952795
10/18/2016	25.04	4,890.42	40.54	20,592.41	195.304376	507.952795	195304376	507952795
10/19/2016	25.10	4,902.14	40.32	20,480.66	195.304376	507.952795	195304376	507952795
10/20/2016	25.08	4,898.23	40.39	20,516.21	195.304376	507.952795	195304376	507952795
10/21/2016	25.14	4,909.95	39.95	20,292.71	195.304376	507.952795	195304376	507952795
10/24/2016	25.01	4,884.56	40.20	20,419.70	195.304376	507.952795	195304376	507952795
10/25/2016	25.35	4,950.97	40.48	20,561.93	195.304376	507.952795	195304376	507952795
10/26/2016	25.57	4,993.93	40.60	20,622.88	195.304376	507.952795	195304376	507952795
10/27/2016	25.43	4,966.59	40.44	20,541.61	195.304376	507.952795	195304376	507952795
10/28/2016	25.68	5,015.42	40.68	20,663.52	195.304376	507.952795	195304376	507952795
10/31/2016	26.21	5,118.93	41.55	21,105.44	195.304376	507.952795	195304376	507952795
11/1/2016	25.64	5,007.60	40.86	20,754.95	195.304376	507.952795	195304376	507952795
11/2/2016	25.02	4,886.52	40.46	20,551.77	195.304376	507.952795	195304376	507952795
11/3/2016	25.65	5,009.56	40.62	20,633.04	195.304376	507.952795	195304376	507952795
11/4/2016	25.87	5,052.52	40.36	20,500.97	195.304376	507.952795	195304376	507952795
11/7/2016	26.40	5,156.04	41.15	20,902.26	195.304376	507.952795	195304376	507952795
11/8/2016	27.08	5,288.84	41.52	21,090.20	195.304376	507.952795	195304376	507952795
11/9/2016	27.46	5,363.06	39.58	20,104.77	195.304376	507.952795	195304376	507952795
11/10/2016	27.24	5,320.09	38.68	19,647.61	195.304376	507.952795	195304376	507952795
11/11/2016	26.74	5,222.44	38.84	19,728.89	195.304376	507.952795	195304376	507952795
11/14/2016	27.68	5,406.03	38.51	19,561.26	195.304376	507.952795	195304376	507952795
11/15/2016	28.44	5,554.46	39.25	19,937.15	195.304376	507.952795	195304376	507952795
11/16/2016	28.06	5,480.24	39.01	19,815.24	195.304376	507.952795	195304376	507952795
11/17/2016	27.83	5,435.32	39.00	19,810.16	195.304376	507.952795	195304376	507952795
11/18/2016	27.94	5,456.80	38.87	19,744.13	195.304376	507.952795	195304376	507952795
11/21/2016	28.23	5,513.44	39.34	19,982.86	195.304376	507.952795	195304376	507952795
11/22/2016	28.65	5,595.47	39.29	19,957.47	195.304376	507.952795	195304376	507952795
11/23/2016	27.75	5,419.70	38.77	19,693.33	195.304376	507.952795	195304376	507952795
11/25/2016	28.11	5,490.01	39.52	20,074.29	195.304376	507.952795	195304376	507952795
11/28/2016	28.44	5,554.46	40.32	20,480.66	195.304376	507.952795	195304376	507952795
11/29/2016	28.55	5,575.94	40.49	20,567.01	195.304376	507.952795	195304376	507952795
11/30/2016	27.82	5,433.37	39.01	19,815.24	195.304376	507.952795	195304376	507952795
12/1/2016	28.03	5,474.38	38.54	19,576.50	195.304376	507.952795	195304376	507952795
12/2/2016	27.98	5,464.62	38.74	19,678.09	195.304376	507.952795	195304376	507952795
12/5/2016	28.44	5,554.46	38.79	19,703.49	195.304376	507.952795	195304376	507952795
12/6/2016	28.85	5,634.53	38.77	19,693.33	195.304376	507.952795	195304376	507952795
12/7/2016	29.38	5,738.04	39.35	19,987.94	195.304376	507.952795	195304376	507952795
12/8/2016	29.34	5,730.23	39.25	19,937.15	195.304376	507.952795	195304376	507952795
12/9/2016	29.48	5,757.57	39.85	20,241.92	195.304376	507.952795	195304376	507952795
12/12/2016	29.50	5,761.48	40.47	20,556.85	195.304376	507.952795	195304376	507952795
12/13/2016	29.62	5,784.92	40.72	20,683.84	195.304376	507.952795	195304376	507952795
12/14/2016	28.95	5,654.06	40.04	20,338.43	195.304376	507.952795	195304376	507952795
12/15/2016	29.44	5,749.76	40.22	20,429.86	195.304376	507.952795	195304376	507952795
12/16/2016	28.93	5,650.16	40.69	20,668.60	195.304376	507.952795	195304376	507952795
12/19/2016	29.38	5,738.04	40.76	20,704.16	195.304376	507.952795	195304376	507952795
12/20/2016	29.29	5,720.47	40.98	20,815.91	195.304376	507.952795	195304376	507952795
12/21/2016	29.11	5,685.31	40.91	20,780.35	195.304376	507.952795	195304376	507952795
12/22/2016	29.13	5,689.22	40.67	20,658.44	195.304376	507.952795	195304376	507952795
12/23/2016	29.28	5,718.51	40.67	20,658.44	195.304376	507.952795	195304376	507952795
12/27/2016	29.37	5,736.09	40.73	20,688.92	195.304376	507.952795	195304376	507952795
12/28/2016	28.90	5,644.30	40.29	20,465.42	195.304376	507.952795	195304376	507952795
12/29/2016	29.05	5,673.59	40.94	20,795.59	195.304376	507.952795	195304376	507952795
12/30/2016	28.77	5,618.91	40.70	20,673.68	195.304376	507.952795	195304376	507952795
1/3/2017	28.64	5,593.52	40.62	20,603.39	195.304376	507.222795	195304376	507222795
1/4/2017	29.23	5,708.75	40.80	20,694.69	195.304376	507.222795	195304376	507222795
1/5/2017	29.34	5,730.23	40.80	20,694.69	195.304376	507.222795	195304376	507222795
1/6/2017	29.33	5,728.28	40.92	20,755.56	195.304376	507.222795	195304376	507222795
1/9/2017	28.15	5,497.82	40.30	20,441.08	195.304376	507.222795	195304376	507222795
1/10/2017	28.65	5,595.47	40.29	20,436.01	195.304376	507.222795	195304376	507222795
1/11/2017	28.93	5,650.16	40.69	20,638.90	195.304376	507.222795	195304376	507222795
1/12/2017	28.65	5,595.47	40.85	20,720.05	195.304376	507.222795	195304376	507222795
1/13/2017	28.90	5,644.30	40.65	20,618.61	195.304376	507.222795	195304376	507222795
1/17/2017	28.71	5,607.19	41.20	20,897.58	195.304376	507.222795	195304376	507222795
1/18/2017	28.79	5,622.81	41.33	20,963.52	195.304376	507.222795	195304376	507222795
1/19/2017	28.68	5,601.33	40.89	20,740.34	195.304376	507.222795	195304376	507222795
1/20/2017	28.61	5,587.66	41.07	20,831.64	195.304376	507.222795	195304376	507222795
1/23/2017	28.43	5,552.50	40.81	20,699.76	195.304376	507.222795	195304376	507222795
1/24/2017	28.77	5,618.91	40.79	20,689.62	195.304376	507.222795	195304376	507222795
1/25/2017	29.26	5,714.61	40.77	20,679.47	195.304376	507.222795	195304376	507222795
1/26/2017	29.43	5,747.81	40.91	20,750.48	195.304376	507.222795	195304376	507222795
1/27/2017	29.31	5,724.37	40.72	20,654.11	195.304376	507.222795	195304376	507222795
1/30/2017	29.29	5,720.47	40.73	20,659.18	195.304376	507.222795	195304376	507222795
1/31/2017	29.35	5,732.18	41.32	20,958.45	195.304376	507.222795	195304376	507222795
2/1/2017	27.82	5,433.37	40.63	20,608.46	195.304376	507.222795	195304376	507222795



Docket No. EL18-  
Volume 4A  
Section 6

2/2/2017	26.42	5,159.94	41.39	20,993.95	195.304376	507.222795	195304376	507222795
2/3/2017	26.74	5,222.44	41.45	21,024.38	195.304376	507.222795	195304376	507222795
2/6/2017	26.71	5,216.58	41.50	21,049.75	195.304376	507.222795	195304376	507222795
2/7/2017	26.58	5,191.19	41.66	21,130.90	195.304376	507.222795	195304376	507222795
2/8/2017	26.42	5,159.94	42.06	21,333.79	195.304376	507.222795	195304376	507222795
2/9/2017	26.25	5,126.74	41.76	21,181.62	195.304376	507.222795	195304376	507222795
2/10/2017	26.37	5,150.18	41.94	21,272.92	195.304376	507.222795	195304376	507222795
2/13/2017	26.01	5,079.87	42.03	21,318.57	195.304376	507.222795	195304376	507222795
2/14/2017	26.11	5,099.40	41.72	21,161.34	195.304376	507.222795	195304376	507222795
2/15/2017	26.10	5,097.44	41.61	21,105.54	195.304376	507.222795	195304376	507222795
2/16/2017	26.37	5,150.18	41.89	21,247.56	195.304376	507.222795	195304376	507222795
2/17/2017	26.29	5,134.55	42.00	21,303.36	195.304376	507.222795	195304376	507222795
2/21/2017	26.52	5,179.47	42.43	21,521.46	195.304376	507.222795	195304376	507222795
2/22/2017	26.73	5,220.49	42.49	21,551.90	195.304376	507.222795	195304376	507222795
2/23/2017	27.05	5,282.98	42.95	21,785.22	195.304376	507.222795	195304376	507222795
2/24/2017	27.13	5,298.61	43.34	21,983.04	195.304376	507.222795	195304376	507222795
2/27/2017	27.33	5,337.67	43.31	21,967.82	195.304376	507.222795	195304376	507222795
2/28/2017	27.11	5,294.70	43.71	22,170.71	195.304376	507.222795	195304376	507222795
3/1/2017	27.13	5,298.61	43.50	22,064.19	195.304376	507.222795	195304376	507222795
3/2/2017	26.98	5,269.31	43.85	22,241.72	195.304376	507.222795	195304376	507222795
3/3/2017	26.99	5,271.27	43.72	22,175.78	195.304376	507.222795	195304376	507222795
3/6/2017	26.92	5,257.59	43.62	22,125.06	195.304376	507.222795	195304376	507222795
3/7/2017	26.74	5,222.44	43.82	22,226.50	195.304376	507.222795	195304376	507222795
3/8/2017	26.14	5,105.26	43.05	21,835.94	195.304376	507.222795	195304376	507222795
3/9/2017	26.13	5,103.30	43.07	21,846.09	195.304376	507.222795	195304376	507222795
3/10/2017	26.50	5,175.57	43.50	22,064.19	195.304376	507.222795	195304376	507222795
3/13/2017	26.71	5,216.58	43.23	21,927.24	195.304376	507.222795	195304376	507222795
3/14/2017	26.49	5,173.61	43.25	21,937.39	195.304376	507.222795	195304376	507222795
3/15/2017	27.21	5,314.23	44.05	22,343.16	195.304376	507.222795	195304376	507222795
3/16/2017	27.03	5,279.08	43.58	22,104.77	195.304376	507.222795	195304376	507222795
3/17/2017	27.26	5,324.00	43.85	22,241.72	195.304376	507.222795	195304376	507222795
3/20/2017	26.79	5,232.20	43.59	22,109.84	195.304376	507.222795	195304376	507222795
3/21/2017	26.87	5,247.83	44.36	22,524.36	195.304376	507.762881	195304376	507762881
3/22/2017	27.18	5,308.37	44.51	22,600.53	195.304376	507.762881	195304376	507762881
3/23/2017	27.10	5,292.75	44.58	22,636.07	195.304376	507.762881	195304376	507762881
3/24/2017	27.17	5,306.42	44.77	22,732.54	195.304376	507.762881	195304376	507762881
3/27/2017	27.14	5,300.56	44.77	22,732.54	195.304376	507.762881	195304376	507762881
3/28/2017	26.98	5,269.31	44.93	22,813.79	195.304376	507.762881	195304376	507762881
3/29/2017	27.16	5,304.47	44.47	22,580.22	195.304376	507.762881	195304376	507762881
3/30/2017	27.08	5,288.84	44.31	22,498.97	195.304376	507.762881	195304376	507762881
3/31/2017	27.37	5,345.48	44.45	22,570.06	195.304376	507.762881	195304376	507762881
4/3/2017	27.41	5,353.29	44.40	22,544.67	195.304376	507.762881	195304376	507762881
4/4/2017	27.63	5,396.26	44.51	22,600.53	195.304376	507.762881	195304376	507762881
4/5/2017	27.26	5,324.00	44.82	22,757.93	195.304376	507.762881	195304376	507762881
4/6/2017	27.43	5,357.20	44.59	22,641.15	195.304376	507.762881	195304376	507762881
4/7/2017	27.60	5,390.40	44.40	22,544.67	195.304376	507.762881	195304376	507762881
4/10/2017	27.46	5,363.06	44.58	22,636.07	195.304376	507.762881	195304376	507762881
4/11/2017	27.68	5,406.03	44.58	22,636.07	195.304376	507.762881	195304376	507762881
4/12/2017	27.46	5,363.06	44.90	22,798.55	195.304376	507.762881	195304376	507762881
4/13/2017	27.14	5,300.56	44.82	22,757.93	195.304376	507.762881	195304376	507762881
4/17/2017	27.36	5,343.53	45.08	22,889.95	195.304376	507.762881	195304376	507762881
4/18/2017	27.27	5,325.95	45.10	22,900.11	195.304376	507.762881	195304376	507762881
4/19/2017	26.90	5,253.69	44.80	22,747.78	195.304376	507.762881	195304376	507762881
4/20/2017	26.94	5,261.50	44.65	22,671.61	195.304376	507.762881	195304376	507762881
4/21/2017	27.07	5,286.89	44.83	22,763.01	195.304376	507.762881	195304376	507762881
4/24/2017	27.22	5,316.19	45.02	22,859.48	195.304376	507.762881	195304376	507762881
4/25/2017	27.10	5,292.75	45.01	22,854.41	195.304376	507.762881	195304376	507762881
4/26/2017	27.21	5,314.23	44.84	22,768.09	195.304376	507.762881	195304376	507762881
4/27/2017	27.12	5,296.65	45.13	22,915.34	195.304376	507.762881	195304376	507762881
4/28/2017	26.90	5,253.69	45.05	22,874.72	195.304376	507.762881	195304376	507762881
5/1/2017	26.50	5,175.57	44.80	22,747.78	195.304376	507.762881	195304376	507762881
5/2/2017	26.35	5,146.27	44.81	22,752.85	195.304376	507.762881	195304376	507762881
5/3/2017	26.19	5,115.02	44.71	22,702.08	195.304376	507.762881	195304376	507762881
5/4/2017	26.07	5,091.59	44.92	22,808.71	195.304376	507.762881	195304376	507762881
5/5/2017	26.12	5,101.35	45.05	22,874.72	195.304376	507.762881	195304376	507762881
5/8/2017	25.93	5,064.24	45.13	22,915.34	195.304376	507.762881	195304376	507762881
5/9/2017	25.68	5,015.42	44.77	22,732.54	195.304376	507.762881	195304376	507762881
5/10/2017	26.08	5,093.54	44.89	22,793.48	195.304376	507.762881	195304376	507762881
5/11/2017	26.13	5,103.30	45.15	22,925.49	195.304376	507.762881	195304376	507762881
5/12/2017	26.24	5,124.79	45.58	23,143.83	195.304376	507.762881	195304376	507762881
5/15/2017	26.52	5,179.47	45.81	23,260.62	195.304376	507.762881	195304376	507762881
5/16/2017	26.12	5,101.35	45.57	23,138.75	195.304376	507.762881	195304376	507762881
5/17/2017	26.09	5,095.49	45.61	23,159.07	195.304376	507.762881	195304376	507762881
5/18/2017	26.01	5,079.87	45.64	23,174.30	195.304376	507.762881	195304376	507762881
5/19/2017	26.37	5,150.18	45.85	23,280.93	195.304376	507.762881	195304376	507762881
5/22/2017	26.66	5,206.81	46.30	23,509.42	195.304376	507.762881	195304376	507762881
5/23/2017	26.77	5,228.30	46.51	23,616.05	195.304376	507.762881	195304376	507762881
5/24/2017	27.07	5,286.89	46.77	23,748.07	195.304376	507.762881	195304376	507762881
5/25/2017	27.35	5,341.57	47.26	23,996.87	195.304376	507.762881	195304376	507762881
5/26/2017	27.31	5,333.76	47.30	24,017.18	195.304376	507.762881	195304376	507762881
5/30/2017	27.32	5,335.72	47.58	24,159.36	195.304376	507.762881	195304376	507762881
5/31/2017	27.23	5,318.14	47.91	24,326.92	195.304376	507.762881	195304376	507762881
6/1/2017	27.42	5,355.25	48.13	24,438.63	195.304376	507.762881	195304376	507762881
6/2/2017	27.32	5,335.72	48.32	24,535.10	195.304376	507.762881	195304376	507762881
6/5/2017	27.28	5,327.90	47.84	24,291.38	195.304376	507.762881	195304376	507762881
6/6/2017	26.90	5,253.69	47.54	24,139.05	195.304376	507.762881	195304376	507762881

Docket No. EL18-  
Volume 4A  
Section 6

6/7/2017	26.58	5,191.19	47.90	24,321.84	195.304376	507.762881	195304376	507762881
6/8/2017	26.19	5,115.02	47.34	24,037.49	195.304376	507.762881	195304376	507762881
6/9/2017	26.68	5,210.72	47.35	24,042.57	195.304376	507.762881	195304376	507762881
6/12/2017	26.83	5,240.02	47.18	23,956.25	195.304376	507.762881	195304376	507762881
6/13/2017	27.15	5,302.51	47.07	23,900.40	195.304376	507.762881	195304376	507762881
6/14/2017	27.13	5,298.61	47.37	24,052.73	195.304376	507.762881	195304376	507762881
6/15/2017	27.03	5,279.08	47.59	24,164.44	195.304376	507.762881	195304376	507762881
6/16/2017	27.50	5,370.87	47.79	24,265.99	195.304376	507.762881	195304376	507762881
6/19/2017	27.68	5,406.03	47.59	24,164.44	195.304376	507.762881	195304376	507762881
6/20/2017	27.54	5,378.68	47.68	24,210.13	195.304376	507.762881	195304376	507762881
6/21/2017	27.40	5,351.34	47.55	24,144.12	195.304376	507.762881	195304376	507762881
6/22/2017	27.11	5,294.70	47.34	24,037.49	195.304376	507.762881	195304376	507762881
6/23/2017	27.24	5,320.09	47.13	23,930.86	195.304376	507.762881	195304376	507762881
6/26/2017	27.43	5,357.20	47.38	24,057.81	195.304376	507.762881	195304376	507762881
6/27/2017	26.69	5,212.67	47.01	23,869.93	195.304376	507.762881	195304376	507762881
6/28/2017	26.62	5,199.00	46.47	23,595.74	195.304376	507.762881	195304376	507762881
6/29/2017	26.35	5,146.27	45.96	23,336.78	195.304376	507.762881	195304376	507762881
6/30/2017	26.20	5,116.97	45.88	23,296.16	195.304376	507.762881	195304376	507762881
7/3/2017	26.28	5,132.60	45.57	23,138.75	195.304376	507.762881	195304376	507762881
7/5/2017	26.19	5,115.02	45.53	23,118.44	195.304376	507.762881	195304376	507762881
7/6/2017	26.20	5,116.97	45.57	23,138.75	195.304376	507.762881	195304376	507762881
7/7/2017	25.79	5,036.90	45.69	23,199.69	195.304376	507.762881	195304376	507762881
7/10/2017	25.58	4,995.89	45.56	23,133.68	195.304376	507.762881	195304376	507762881
7/11/2017	25.47	4,974.40	45.54	23,123.52	195.304376	507.762881	195304376	507762881
7/12/2017	25.80	5,038.85	45.89	23,301.24	195.304376	507.762881	195304376	507762881
7/13/2017	25.56	4,991.98	45.67	23,189.53	195.304376	507.762881	195304376	507762881
7/14/2017	25.60	4,999.79	45.92	23,316.47	195.304376	507.762881	195304376	507762881
7/17/2017	25.64	5,007.60	46.12	23,418.02	195.304376	507.762881	195304376	507762881
7/18/2017	25.46	4,972.45	46.40	23,560.20	195.304376	507.762881	195304376	507762881
7/19/2017	25.65	5,009.56	46.62	23,671.91	195.304376	507.762881	195304376	507762881
7/20/2017	25.62	5,003.70	47.13	23,930.86	195.304376	507.762881	195304376	507762881
7/21/2017	25.83	5,044.71	47.42	24,078.12	195.304376	507.762881	195304376	507762881
7/24/2017	25.63	5,005.65	46.90	23,814.08	195.304376	507.762881	195304376	507762881
7/25/2017	25.85	5,048.62	46.70	23,712.53	195.304376	507.762881	195304376	507762881
7/26/2017	26.01	5,079.87	47.27	24,001.95	195.304376	507.762881	195304376	507762881
7/27/2017	26.40	5,156.04	47.66	24,199.98	195.304376	507.762881	195304376	507762881
7/28/2017	26.30	5,136.51	47.16	23,946.10	195.304376	507.762881	195304376	507762881
7/31/2017	26.35	5,146.27	47.31	24,022.26	195.304376	507.762881	195304376	507762881
8/1/2017	26.33	5,142.36	47.57	24,154.28	195.304376	507.762881	195304376	507762881
8/2/2017	25.45	4,970.50	47.71	24,225.37	195.304376	507.762881	195304376	507762881
8/3/2017	25.63	5,005.65	48.11	24,428.47	195.304376	507.762881	195304376	507762881
8/4/2017	25.99	5,075.96	47.97	24,357.39	195.304376	507.762881	195304376	507762881
8/7/2017	26.14	5,105.26	48.20	24,474.17	195.304376	507.762881	195304376	507762881
8/8/2017	26.10	5,097.44	48.44	24,596.03	195.304376	507.762881	195304376	507762881
8/9/2017	25.96	5,070.10	48.27	24,509.71	195.304376	507.762881	195304376	507762881
8/10/2017	25.71	5,021.28	48.64	24,697.59	195.304376	507.762881	195304376	507762881
8/11/2017	25.62	5,003.70	48.19	24,469.09	195.304376	507.762881	195304376	507762881
8/14/2017	26.14	5,105.26	48.43	24,590.96	195.304376	507.762881	195304376	507762881
8/15/2017	26.08	5,093.54	48.73	24,743.29	195.304376	507.762881	195304376	507762881
8/16/2017	26.36	5,148.22	48.94	24,849.92	195.304376	507.762881	195304376	507762881
8/17/2017	25.81	5,040.81	48.67	24,712.82	195.304376	507.762881	195304376	507762881
8/18/2017	25.85	5,048.62	49.00	24,880.38	195.304376	507.762881	195304376	507762881
8/21/2017	25.82	5,042.76	49.21	24,987.01	195.304376	507.762881	195304376	507762881
8/22/2017	26.06	5,089.63	49.13	24,946.39	195.304376	507.762881	195304376	507762881
8/23/2017	26.21	5,118.93	49.37	25,068.25	195.304376	507.762881	195304376	507762881
8/24/2017	26.41	5,157.99	49.35	25,058.10	195.304376	507.762881	195304376	507762881
8/25/2017	26.54	5,183.38	49.37	25,068.25	195.304376	507.762881	195304376	507762881
8/28/2017	26.74	5,222.44	49.54	25,154.57	195.304376	507.762881	195304376	507762881
8/29/2017	26.72	5,218.53	49.50	25,134.26	195.304376	507.762881	195304376	507762881
8/30/2017	26.84	5,241.97	49.48	25,124.11	195.304376	507.762881	195304376	507762881
8/31/2017	27.04	5,281.03	49.50	25,134.26	195.304376	507.762881	195304376	507762881
9/1/2017	27.19	5,310.33	49.36	25,063.18	195.304376	507.762881	195304376	507762881
9/5/2017	27.30	5,331.81	49.65	25,210.43	195.304376	507.762881	195304376	507762881
9/6/2017	27.18	5,308.37	49.56	25,164.73	195.304376	507.762881	195304376	507762881
9/7/2017	27.33	5,337.67	49.89	25,332.29	195.304376	507.762881	195304376	507762881
9/8/2017	27.43	5,357.20	50.23	25,504.93	195.304376	507.762881	195304376	507762881
9/11/2017	27.66	5,402.12	50.51	25,647.10	195.304376	507.762881	195304376	507762881
9/12/2017	27.24	5,320.09	49.53	25,149.50	195.304376	507.762881	195304376	507762881
9/13/2017	26.79	5,232.20	49.16	24,961.62	195.304376	507.762881	195304376	507762881
9/14/2017	27.12	5,296.65	49.10	24,931.16	195.304376	507.762881	195304376	507762881
9/15/2017	27.02	5,277.12	49.08	24,921.00	195.304376	507.762881	195304376	507762881
9/18/2017	26.64	5,202.91	48.62	24,687.43	195.304376	507.762881	195304376	507762881
9/19/2017	26.65	5,204.86	48.44	24,596.03	195.304376	507.762881	195304376	507762881
9/20/2017	26.40	5,156.04	48.13	24,438.63	195.304376	507.762881	195304376	507762881
9/21/2017	26.21	5,118.93	48.01	24,377.70	195.304376	507.762881	195304376	507762881
9/22/2017	25.99	5,075.96	47.41	24,073.04	195.304376	507.762881	195304376	507762881
9/25/2017	26.08	5,093.54	47.70	24,220.29	195.304376	507.762881	195304376	507762881
9/26/2017	26.15	5,107.21	47.71	24,225.37	195.304376	507.762881	195304376	507762881
9/27/2017	25.98	5,074.01	47.04	23,885.17	195.304376	507.762881	195304376	507762881
9/28/2017	26.06	5,089.63	47.37	24,052.73	195.304376	507.762881	195304376	507762881
9/29/2017	25.95	5,068.15	47.32	24,027.34	195.304376	507.762881	195304376	507762881
10/2/2017	26.23	5,122.83	47.36	24,047.65	195.304376	507.762881	195304376	507762881
10/3/2017	26.65	5,204.86	47.18	23,956.25	195.304376	507.762881	195304376	507762881
10/4/2017	26.67	5,208.77	47.77	24,255.83	195.304376	507.762881	195304376	507762881
10/5/2017	26.71	5,216.58	47.58	24,159.36	195.304376	507.762881	195304376	507762881
10/6/2017	26.60	5,195.10	47.39	24,062.88	195.304376	507.762881	195304376	507762881



Docket No. EL18-\_\_\_\_  
Volume 4A  
Section 6

10/9/2017	26.54	5,183.38	47.58	24,159.36	195.304376	507.762881	195304376	507762881
10/10/2017	26.87	5,247.83	47.94	24,342.15	195.304376	507.762881	195304376	507762881
10/11/2017	26.94	5,261.50	48.28	24,514.79	195.304376	507.762881	195304376	507762881
10/12/2017	27.16	5,304.47	48.76	24,758.52	195.304376	507.762881	195304376	507762881
10/13/2017	26.91	5,255.64	48.61	24,682.35	195.304376	507.762881	195304376	507762881
10/16/2017	26.98	5,269.31	48.49	24,621.42	195.304376	507.762881	195304376	507762881
10/17/2017	27.11	5,294.70	48.72	24,738.21	195.304376	507.762881	195304376	507762881
10/18/2017	27.14	5,300.56	48.73	24,743.29	195.304376	507.762881	195304376	507762881
10/19/2017	27.25	5,322.04	49.25	25,007.32	195.304376	507.762881	195304376	507762881
10/20/2017	27.03	5,279.08	49.26	25,012.40	195.304376	507.762881	195304376	507762881
10/23/2017	26.97	5,267.36	49.27	25,017.48	195.304376	507.762881	195304376	507762881
10/24/2017	26.89	5,251.73	49.46	25,113.95	195.304376	507.762881	195304376	507762881
10/25/2017	26.70	5,214.63	49.38	25,073.33	195.304376	507.762881	195304376	507762881
10/26/2017	26.79	5,232.20	49.05	24,905.77	195.304376	507.762881	195304376	507762881
10/27/2017	27.02	5,277.12	49.21	24,987.01	195.304376	507.762881	195304376	507762881
10/30/2017	27.14	5,300.56	49.29	25,027.63	195.304376	507.762881	195304376	507762881
10/31/2017	27.35	5,341.57	49.52	25,144.42	195.304376	507.762881	195304376	507762881
11/1/2017	27.09	5,290.80	49.23	24,997.17	195.304376	507.762881	195304376	507762881
11/2/2017	26.41	5,157.99	49.26	25,012.40	195.304376	507.762881	195304376	507762881
11/3/2017	26.16	5,109.16	49.59	25,179.96	195.304376	507.762881	195304376	507762881
11/6/2017	27.15	5,302.51	49.40	25,083.49	195.304376	507.762881	195304376	507762881
11/7/2017	26.90	5,253.69	50.03	25,403.38	195.304376	507.762881	195304376	507762881
11/8/2017	26.80	5,234.16	50.25	25,515.08	195.304376	507.762881	195304376	507762881
11/9/2017	26.54	5,183.38	50.51	25,647.10	195.304376	507.762881	195304376	507762881
11/10/2017	26.41	5,157.99	50.20	25,489.70	195.304376	507.762881	195304376	507762881
11/13/2017	26.62	5,199.00	50.79	25,789.28	195.304376	507.762881	195304376	507762881
11/14/2017	26.89	5,251.73	51.80	26,302.12	195.304376	507.762881	195304376	507762881
11/15/2017	26.36	5,148.22	51.18	25,987.30	195.304376	507.762881	195304376	507762881
11/16/2017	26.88	5,249.78	51.18	25,987.30	195.304376	507.762881	195304376	507762881
11/17/2017	26.78	5,230.25	50.89	25,840.05	195.304376	507.762881	195304376	507762881
11/20/2017	26.65	5,204.86	50.59	25,687.72	195.304376	507.762881	195304376	507762881
11/21/2017	26.89	5,251.73	50.61	25,697.88	195.304376	507.762881	195304376	507762881
11/22/2017	26.87	5,247.83	50.53	25,657.26	195.304376	507.762881	195304376	507762881
11/24/2017	27.01	5,275.17	50.71	25,748.66	195.304376	507.762881	195304376	507762881
11/27/2017	27.24	5,320.09	50.86	25,824.82	195.304376	507.762881	195304376	507762881
11/28/2017	27.40	5,351.34	51.25	26,022.85	195.304376	507.762881	195304376	507762881
11/29/2017	27.67	5,404.07	51.26	26,027.93	195.304376	507.762881	195304376	507762881
11/30/2017	27.95	5,458.76	51.61	26,205.64	195.304376	507.762881	195304376	507762881
12/1/2017	27.96	5,460.71	51.36	26,078.70	195.304376	507.762881	195304376	507762881
12/4/2017	28.02	5,472.43	51.08	25,936.53	195.304376	507.762881	195304376	507762881
12/5/2017	27.65	5,400.17	50.80	25,794.35	195.304376	507.762881	195304376	507762881
12/6/2017	27.50	5,370.87	51.09	25,941.61	195.304376	507.762881	195304376	507762881
12/7/2017	28.06	5,480.24	50.84	25,814.66	195.304376	507.762881	195304376	507762881
12/8/2017	28.14	5,495.87	51.20	25,997.46	195.304376	507.762881	195304376	507762881
12/11/2017	27.96	5,460.71	51.44	26,119.32	195.304376	507.762881	195304376	507762881
12/12/2017	27.67	5,404.07	50.54	25,662.34	195.304376	507.762881	195304376	507762881
12/13/2017	27.14	5,300.56	50.83	25,809.59	195.304376	507.762881	195304376	507762881
12/14/2017	26.76	5,226.35	50.39	25,586.17	195.304376	507.762881	195304376	507762881
12/15/2017	26.91	5,255.64	50.78	25,784.20	195.304376	507.762881	195304376	507762881
12/18/2017	26.61	5,197.05	50.09	25,433.84	195.304376	507.762881	195304376	507762881
12/19/2017	26.23	5,122.83	49.33	25,047.94	195.304376	507.762881	195304376	507762881
12/20/2017	26.15	5,107.21	48.49	24,621.42	195.304376	507.762881	195304376	507762881
12/21/2017	26.02	5,081.82	48.39	24,570.65	195.304376	507.762881	195304376	507762881
12/22/2017	26.21	5,118.93	48.25	24,499.56	195.304376	507.762881	195304376	507762881
12/26/2017	26.14	5,105.26	47.83	24,286.30	195.304376	507.762881	195304376	507762881
12/27/2017	26.34	5,144.32	47.80	24,271.07	195.304376	507.762881	195304376	507762881
12/28/2017	26.80	5,234.16	48.08	24,413.24	195.304376	507.762881	195304376	507762881
12/29/2017	26.88	5,249.78	48.11	24,428.47	195.304376	507.762881	195304376	507762881
1/2/2018	26.72	5,218.53	47.81	24,276.14	195.304376	507.762881	195304376	507762881
1/3/2018	26.76	5,226.35	47.49	24,113.66	195.304376	507.762881	195304376	507762881
1/4/2018	26.58	5,191.19	47.12	23,925.79	195.304376	507.762881	195304376	507762881
1/5/2018	26.41	5,157.99	46.79	23,758.23	195.304376	507.762881	195304376	507762881
1/8/2018	26.61	5,197.05	47.14	23,935.94	195.304376	507.762881	195304376	507762881
1/9/2018	26.42	5,159.94	46.59	23,656.67	195.304376	507.762881	195304376	507762881
1/10/2018	26.05	5,087.68	46.13	23,423.10	195.304376	507.762881	195304376	507762881
1/11/2018	25.98	5,074.01	45.52	23,113.37	195.304376	507.762881	195304376	507762881
1/12/2018	26.08	5,093.54	45.15	22,925.49	195.304376	507.762881	195304376	507762881
1/16/2018	25.90	5,058.38	45.29	22,996.58	195.304376	507.762881	195304376	507762881
1/17/2018	26.25	5,126.74	45.69	23,199.69	195.304376	507.762881	195304376	507762881
1/18/2018	25.85	5,048.62	45.38	23,042.28	195.304376	507.762881	195304376	507762881
1/19/2018	26.07	5,091.59	45.13	22,915.34	195.304376	507.762881	195304376	507762881
1/22/2018	26.03	5,083.77	45.23	22,966.12	195.304376	507.762881	195304376	507762881
1/23/2018	26.28	5,132.60	45.72	23,214.92	195.304376	507.762881	195304376	507762881
1/24/2018	26.38	5,152.13	45.55	23,128.60	195.304376	507.762881	195304376	507762881
1/25/2018	26.49	5,173.61	46.00	23,357.09	195.304376	507.762881	195304376	507762881
1/26/2018	26.46	5,167.75	45.70	23,204.76	195.304376	507.762881	195304376	507762881
1/29/2018	26.31	5,138.46	44.85	22,773.17	195.304376	507.762881	195304376	507762881
1/30/2018	26.41	5,157.99	45.21	22,955.96	195.304376	507.762881	195304376	507762881
1/31/2018	26.48	5,171.66	45.64	23,174.30	195.304376	507.762881	195304376	507762881
2/1/2018	26.23	5,122.83	44.81	22,752.85	195.304376	507.762881	195304376	507762881
2/2/2018	25.77	5,032.99	44.48	22,585.29	195.304376	507.762881	195304376	507762881
2/5/2018	25.17	4,915.81	43.63	22,153.69	195.304376	507.762881	195304376	507762881
2/6/2018	25.15	4,911.91	42.73	21,696.71	195.304376	507.762881	195304376	507762881
2/7/2018	25.67	5,013.46	42.46	21,559.61	195.304376	507.762881	195304376	507762881
2/8/2018	25.55	4,990.03	42.44	21,549.46	195.304376	507.762881	195304376	507762881
2/9/2018	26.62	5,199.00	43.35	22,011.52	195.304376	507.762881	195304376	507762881

2/12/2018	26.81	5,236.11	43.76	22,219.70	195.304376	507.762881	195304376	507762881
2/13/2018	26.93	5,259.55	43.96	22,321.26	195.304376	507.762881	195304376	507762881
2/14/2018	27.22	5,316.19	43.22	21,945.51	195.304376	507.762881	195304376	507762881
2/15/2018	27.48	5,366.96	44.19	22,438.04	195.304376	507.762881	195304376	507762881
2/16/2018	27.55	5,380.64	44.68	22,686.85	195.304376	507.762881	195304376	507762881
2/20/2018	27.13	5,298.61	44.12	22,402.50	195.304376	507.762881	195304376	507762881
2/21/2018	26.82	5,238.06	43.70	22,189.24	195.304376	507.762881	195304376	507762881
2/22/2018	26.98	5,269.31	43.61	22,143.54	195.304376	507.762881	195304376	507762881
2/23/2018	27.46	5,363.06	44.77	22,732.54	195.304376	507.762881	195304376	507762881
2/26/2018	27.28	5,327.90	44.54	22,629.21	195.304376	508.064983	195304376	508064983
2/27/2018	26.60	5,195.10	43.70	22,202.44	195.304376	508.064983	195304376	508064983
2/28/2018	26.29	5,134.55	43.28	21,989.05	195.304376	508.064983	195304376	508064983



Sign in



Search

**ALLETE, Inc. (ALE)**

NYSE - NYSE Delayed Price. Currency in USD

★ Add to watchlist

Quote Lookup



**68.25** -1.19 (-1.71%)

At close: Feb 27 4:02PMEST

Summary Chart Conversations Statistics Profile Financials Options Holders Historical Data **Analysts** Sustainability NEW

Currency in USD

Earnings Estimate	Current Qtr. (Mar 2018)	Next Qtr. (Jun 2018)	Current Year (2018)	Next Year (2019)
No. of Analysts	5	4	5	4
Avg. Estimate	0.98	0.73	3.39	3.61
Low Estimate	0.92	0.69	3.28	3.33
High Estimate	1.02	0.76	3.46	3.81
Year Ago EPS	0.97	0.72	3.35	3.39

Revenue Estimate	Current Qtr. (Mar 2018)	Next Qtr. (Jun 2018)	Current Year (2018)	Next Year (2019)
No. of Analysts	2	2	3	3
Avg. Estimate	376.5M	364.5M	1.46B	1.52B
Low Estimate	354M	341M	1.39B	1.43B
High Estimate	399M	388M	1.58B	1.7B
Year Ago Sales	365.6M	353.3M	1.42B	1.46B
Sales Growth (year/est)	3.00%	3.20%	3.10%	3.80%

Earnings History	3/30/2017	6/29/2017	9/29/2017	12/30/2017
EPS Est.	0.94	0.55	0.94	0.73
EPS Actual	0.97	0.72	0.72	0.78
Difference	0.03	0.17	-0.22	0.05
Surprise %	3.20%	30.90%	-23.40%	6.80%

EPS Trend	Current Qtr. (Mar 2018)	Next Qtr. (Jun 2018)	Current Year (2018)	Next Year (2019)
Current Estimate	0.98	0.73	3.39	3.61
7 Days Ago	0.98	0.73	3.39	3.61
30 Days Ago	1.03	0.79	3.62	3.86
60 Days Ago	1.05	0.8	3.6	3.85
90 Days Ago	1.05	0.8	3.6	3.85

EPS Revisions	Current Qtr. (Mar 2018)	Next Qtr. (Jun 2018)	Current Year (2018)	Next Year (2019)
Up Last 7 Days	N/A	N/A	N/A	N/A
Up Last 30 Days	N/A	N/A	N/A	N/A
Down Last 30 Days	N/A	N/A	1	2

Yahoo Small Business

Data Disclaimer Help Suggestions  
Privacy About Our Ads Terms (Updated)



● Yahoo Finance  
● An Oath brand

Down Last 90 Days	N/A	N/A	N/A	N/A
EPS Revisions	Current Qtr. (Mar 2018)	Next Qtr. (Jun 2018)	Current Year (2018)	Next Year (2019)

Growth Estimates	ALE	Industry	Sector	S&P500
Current Qtr.	1.00%	N/A	N/A	0.34
Next Qtr.	1.40%	N/A	N/A	0.40
Current Year	1.20%	N/A	N/A	0.17
Next Year	6.50%	N/A	N/A	0.12
Next 5 Years (per annum)	5.00%	N/A	N/A	0.12
Past 5 Years (per annum)	3.82%	N/A	N/A	N/A


[Sign in](#)


[Finance Home](#) [Watchlists](#) [My Portfolio](#) [My Screeners](#) [Markets](#) [Industries](#) [Personal Finance](#) ...

## Black Hills Corporation (BKH)

NYSE - NYSE Delayed Price. Currency in USD

[★ Add to watchlist](#)



# 51.60

-0.38 (-0.73%)

At close: Feb 27 4:02PMEST

[Summary](#) [Chart](#) [Conversations](#) [Statistics](#) [Profile](#) [Financials](#) [Options](#) [Holders](#) [Historical Data](#) **Analysts** [Sustainability](#) NEW

Currency in USD

Earnings Estimate	Current Qtr. (Mar 2018)	Next Qtr. (Jun 2018)	Current Year (2018)	Next Year (2019)
No. of Analysts	5	5	6	7
Avg. Estimate	1.5	0.42	3.39	3.48
Low Estimate	1.35	0.34	3.3	3.41
High Estimate	1.6	0.47	3.43	3.55
Year Ago EPS	1.41	0.41	3.36	3.39

Revenue Estimate	Current Qtr. (Mar 2018)	Next Qtr. (Jun 2018)	Current Year (2018)	Next Year (2019)
No. of Analysts	3	3	6	6
Avg. Estimate	546.64M	369.36M	1.77B	1.83B
Low Estimate	535.3M	339.49M	1.65B	1.7B
High Estimate	554M	409.58M	1.87B	1.96B
Year Ago Sales	554M	348M	1.68B	1.77B
Sales Growth (year/est)	-1.30%	6.10%	5.30%	3.40%

Earnings History	3/30/2017	6/29/2017	9/29/2017	12/30/2017
EPS Est.	1.4	0.5	0.55	1.05
EPS Actual	1.41	0.41	0.5	0.98
Difference	0.01	-0.09	-0.05	-0.07
Surprise %	0.70%	-18.00%	-9.10%	-6.70%

EPS Trend	Current Qtr. (Mar 2018)	Next Qtr. (Jun 2018)	Current Year (2018)	Next Year (2019)
Current Estimate	1.5	0.42	3.39	3.48
7 Days Ago	1.5	0.42	3.39	3.48
30 Days Ago	1.33	0.34	3.42	3.52
60 Days Ago	1.2	0.23	3.46	3.56
90 Days Ago	1.2	0.23	3.45	3.54

EPS Revisions	Current Qtr. (Mar 2018)	Next Qtr. (Jun 2018)	Current Year (2018)	Next Year (2019)
Up Last 7 Days	N/A	N/A	N/A	N/A
Up Last 30 Days	1	1	N/A	1
Down Last 30 Days	N/A	N/A	N/A	N/A

[Yahoo Small Business](#)
[Data Disclaimer](#) [Help](#) [Suggestions](#)  
[Privacy](#) [About Our Ads](#) [Terms \(Updated\)](#)

 Yahoo Finance  
 An Oath brand

Down Last 90 Days	N/A	N/A	N/A	N/A
EPS Revisions	Current Qtr. (Mar 2018)	Next Qtr. (Jun 2018)	Current Year (2018)	Next Year (2019)

Growth Estimates	BKH	Industry	Sector	S&P500
Current Qtr.	6.40%	N/A	N/A	0.34
Next Qtr.	2.40%	N/A	N/A	0.40
Current Year	0.90%	N/A	N/A	0.17
Next Year	2.70%	N/A	N/A	0.12
Next 5 Years (per annum)	3.50%	N/A	N/A	0.12
Past 5 Years (per annum)	3.19%	N/A	N/A	N/A





Sign in



Search

[Finance Home](#)
[Watchlists](#)
[My Portfolio](#)
[My Screeners](#)
[Markets](#)
[Industries](#)
[Personal Finance](#)

**El Paso Electric Company (EE)**

NYSE - NYSE Delayed Price. Currency in USD

☆ [add to watchlist](#)

quote Cbookup

**49.05** -1.9 ( 7%) **A: F 49.05 -MML 7MM : F**

bt close24e0 %A9MMFQEST

Pre-Quarter2) 2.9bQEST

[SuHHary](#)
[Chart](#)
[Conversations](#)
[Statistics](#)
[Profile](#)
[4inancials](#)
[8ptions](#)
[xolders](#)
[xistorical Data](#)
[bnalysts](#)
[Sustaina0ility NEW](#)

Currency in USD

Earnings Estimate	Current mtr. 7Qar %M) F	N&Jt mtr. 75un %M) F	Current Year 7M) F	N&Jt Year 7M)gF
No. of bnalysts	%	%	(	L
bv3. EstiHate	-MM%	Mg%	%6L	%)9
Qbw EstiHate	-MM%	MA)	%9A	%A
xi3h EstiHate	-MM%	1.M	%)	L
Year b 3o EPS	-M1	M) g	%9%	%6L

Revenue Estimate	Current mtr. 7Qar %M) F	N&Jt mtr. 75un %M) F	Current Year 7M) F	N&Jt Year 7M)gF
No. of bnalysts	1	1	L	%
bv3. EstiHate	169.9gQ	%9( Q	g1%M)Q	g%L.A( Q
Qbw EstiHate	169.9gQ	%9( Q	)A) Q	)g6Q
xi3h EstiHate	169.9gQ	%9( Q	gLM9Q	g( 1.( Q
Year b 3o Sales	1A1.L9Q	%1.)9Q	g16.) Q	g1%M)Q
Sales Broth 7yearGstF	-9.MM	-%AM	-M( M	1.LM

Earnings History	LGM)MA	6Q9)MA	gQ9)MA	1%)G)MA
EPS Est.	-MM	MA9	1.(	M%)
EPS b ctual	-M1	M) g	1.9A	M16
Difference	-MM%	M1(	-M11	-MM
Surprise :	-%.MM	%MLM	-A.MM	-%L.)M

EPS Trend	Current mtr. 7Qar %M) F	N&Jt mtr. 75un %M) F	Current Year 7M) F	N&Jt Year 7M)gF
Current EstiHate	-MM%	Mg%	%6L	%)9
ADays b 3o	-MM%	Mg%	%6L	%)9
LMDays b 3o	-MM%	Mg%	%6(	%)9
6MDays b 3o	-MM%	Mg%	%6L	%)1
gMDays b 3o	-MM%	Mg%	%6L	%)1

EPS Revisions	Current mtr. 7Qar %M) F	N&Jt mtr. 75un %M) F	Current Year 7M) F	N&Jt Year 7M)gF
Up Cast ADays	N9	N9	N9	N9
Up Cast LMDays	N9	N9	N9	N9
Down Cast LMDays	N9	N9	N9	N9



[Yahoo SHall / usiness](#)

[Data DisclaiHer](#)
[xelp](#)
[Su33estions](#)  
[Privacy](#)
[b0out 8 ur bds](#)
[TerHs 7updatedF](#)



Yahoo Finance  
 An Oath brand

Downside Days	Current mtr. 7 Car % (M)	Next mtr. 75 un % (M)	Current Year 7 (M)	Next Year 7 (M)
EPS Revisions				

Growth Estimates	EE	Industry	Sector	S&P (MM)
Current mtr.	)MM	NG	NG	ML9
Next mtr.	L.9M	NG	NG	M9M
Current Year	).AM	NG	NG	M1A
Next Year	).MM	NG	NG	M1%
Next ( Years per annum)	(.9M	NG	NG	M1%
Past ( Years per annum)	1(.):	NG	NG	NG



Sign in




Search

[Finance Home](#)
[Watchlists](#)
[My Portfolio](#)
[My Screeners](#)
[Markets](#)
[Industries](#)
[Personal Finance](#)

### Hawaiian Electric Industries, Inc. (HE)

NYSE - NYSE Delayed Price. Currency in USD

☆ : dd to watchlist

Muote QboLup



**33.21** -1.9( 7%91) A

: t closeFbe2.4( 9F14P0 EST

[Suk k ary](#)
[Chart](#)
[Conversations](#)
[Statistics](#)
[Profile](#)
[binancials](#)
[mptions](#)
[Colders](#)
[Cistorical Data](#)
[: nalysts](#)
[Sustaina2ility NEW](#)

Currency in USD


Earnings Estimate	Current Mr. 70ar 41%#A	Ne8t Mr. 7xun 41%#A	Current Year 741%#A	Ne8t Year 741%#A
No. of : nalysts	5	5	g	3
: v6. Estik ate	1.5H	1.95	%#H	4
Qbw Estik ate	1.53	1.94	%#H	%#J
O6h Estik ate	1.9	1.99	%#Jg	4.%#9
Year : 6o EPS	1.5%	1.53	%#3g	%#dH

Revenue Estimate	Current Mr. 70ar 41%#A	Ne8t Mr. 7xun 41%#A	Current Year 741%#A	Ne8t Year 741%#A
No. of : nalysts	4	4	9	g
: v6. Estik ate	g5H3%#0	gHJ.( 90	4.g3B	4.3B
Qbw Estik ate	93H3( 0	g51.4%#0	4.99B	4.95B
O6h Estik ate	31Hg90	39J.430	4.3( B	4.H#B
Year : 6o Sales	gJ%#g30	354.4H0	4.g3B	4.g3B
Sales Growth 7year/estA	-.11)	-3.( 1)	1.11)	%#( 1)

Earnings History	5/51/41%#	3/4J/41%#	J/4J/41%#	%#51/41%#
EPS Est.	1.4H	1.5J	1.g(	1.9%
EPS : ctual	1.5%	1.53	1.gg	1.95
Difference	1.15	-1.15	-1.14	1.14
Surprise )	%#.( 1)	-(.( 1)	-5.g1)	9.J1)

EPS Trend	Current Mr. 70ar 41%#A	Ne8t Mr. 7xun 41%#A	Current Year 741%#A	Ne8t Year 741%#A
Current Estik ate	1.5H	1.95	%#H	4
( Days : 6o	1.5H	1.95	%#B	4
51 Days : 6o	1.9	1.99	%#B	%#J%
31 Days : 6o	1.5(	1.9%	%#H	%#J
J1 Days : 6o	1.5(	1.9%	%#H%	%#J

EPS Revisions	Current Mr. 70ar 41%#A	Ne8t Mr. 7xun 41%#A	Current Year 741%#A	Ne8t Year 741%#A
Up Cast ( Days	N:	N:	N:	N:
Up Cast 51 Days	N:	%	5	5
Down Cast 51 Days	N:	N:	N:	N:



Yahoo Sk all Business

Data Disclaik er Celp Su66estions  
Privacy : 2out mur : ds Terk s 7UpdatedA



Yahoo Finance  
 An Oath brand

Downcast 11 Days	N/A	N/A	N/A	N/A
EPS Revisions	Current Mtr. 70 ar 41%	Next Mtr. 7xun 41%	Current Year 71%	Next Year 71%

Growth Estimates	CE	Industry	Sector	S&Pg11
Current Mtr.	44.31)	N:	N:	1.59
Next Mtr.	4.91)	N:	N:	1.91
Current Year	5.11)	N:	N:	1.9%
Next Year	3.91)	N:	N:	1.9%
Next 5 Years per annum A	1.91)	N:	N:	1.9%
Past 5 Years per annum A	4.9)	N:	N:	N:



Sign in



Search

Finance Home Watchlists My Portfolio My Screeners Markets Industries Personal Finance ...

**IDACORP, Inc. (IDA)**

NYSE - NYSE Delayed Price. Currency in USD

☆ : dd to watchlist

Quote Lookup



**82.45** -1.9( -7.1.%) A

: t closeFbe2 4%@#4PMEST

Summary Chart Conversations Statistics Profile binancials Options Holders Historical Data : nalysts Sustaina2ility **NEW**

Earnings Estimate					Currency in USD
	Current Qtr. 7Mar 4018A	Next Qtr. 7Jun 4018A	Current Year 74018A	Next Year 74015A	
No. of : nalysts	g	g	9	4	
: v3. Estimate	0.( 8	1.0(	9.4	9.g5	
Low Estimate	0.( 8	1.01	9.16	9.g4	
Hi3h Estimate	0.( 8	1.19	9.4%	9.96	
Year : 3o EPS	0.( (	0.55	9.41	9.4	

WHATEVER YOU TRADE  
**PAY \$4.95**  
 FOR ONLINE U.S. EQUITIES

Revenue Estimate				
	Current Qtr. 7Mar 4018A	Next Qtr. 7Jun 4018A	Current Year 74018A	Next Year 74015A
No. of : nalysts	1	1	g	1
: v3. Estimate	456.6%M	g46.g%M	1.g4B	1.g9B
Low Estimate	456.6%M	g46.g%M	1.g4B	1.g9B
Hi3h Estimate	456.6%M	g46.g%M	1.g4B	1.g9B
Year : 3o Sales	NG	ggg.01M	1.g6B	1.g4B
Sales / rowth 7year@stA	NG	-4.g0)	-4.90)	1.( 0)

Earnings History				
	g@0@01%	( @5@01%	5@5@01%	14@0@01%
EPS Est.	0.69	1.0%	1.( (	0.( %
EPS : ctual	0.( (	0.55	1.8	0.9%
Difference	0.14	-0.08	0.19	0.1
Surprise )	44.40)	-%60)	8.90)	19.50)

EPS Trend				
	Current Qtr. 7Mar 4018A	Next Qtr. 7Jun 4018A	Current Year 74018A	Next Year 74015A
Current Estimate	0.( 8	1.0(	9.4	9.g5
%Days : 3o	0.( 8	1.08	9.18	9.g9
g0 Days : 3o	0.( 8	1.08	9.1(	9.g1
( 0 Days : 3o	0.( 8	1.19	9.19	9.g1
50 Days : 3o	0.( 8	1.19	9.19	9.g1

EPS Revisions				
	Current Qtr. 7Mar 4018A	Next Qtr. 7Jun 4018A	Current Year 74018A	Next Year 74015A
Up Last %Days	NG	NG	4	4
Up Last g0 Days	NG	NG	4	4
Down Last g0 Days	NG	NG	NG	NG

Yahoo Small Business

Data Disclaimer Help Su33estions  
 Privacy : 2out Our : ds Terms 7UpdatedA



● Yahoo Finance  
 ● An Oath brand

Down Last 50 Days	Current Qtr. 7/18/18	Next Qtr. 7/18/18	Current Year 7/18/18	Next Year 7/18/18
EPS Revisions	NG	NG	NG	NG

Growth Estimates	ID	Industry	Sector	S&P600
Current Qtr.	g.00)	NG	NG	0.99
Next Qtr.	%10)	NG	NG	0.90
Current Year	-0.40)	NG	NG	0.1%
Next Year	9.60)	NG	NG	0.14
Next 6 Years $\bar{p}$ er annumA	g.10)	NG	NG	0.14
Past 6 Years $\bar{p}$ er annumA	6.%0)	NG	NG	NG





Sign in



Search

[Finance Home](#)
[Watchlists](#)
[My Portfolio](#)
[My Screeners](#)
[Markets](#)
[Industries](#)
[Personal Finance](#)

### Alliant Energy Corporation (LNT)

NYSE - NYSE Delayed Price. Currency in USD

☆ [Add to watchlist](#)

Quote nnoQip



**38.80** -1.9 ( 7%) A: F

bt close24e0 M9 Q2 CPL EST

[SuHHary](#)
[Chart](#)
[Conversations](#)
[Statistics](#)
[Profile](#)
[4inancials](#)
[8ptions](#)
[xolders](#)
[xistorical Data](#)
[bnalysts](#)
[SustainaOility NEW](#)

Currency in USD

Earnings Estimate	Current k tr. 7Lar M%F	NbJt k tr. 75un M%F	Current Year 7M%F	NbJt Year 7M%F
No. of bnalysts	A	A	g	)
bv3. EstiHate	1.A	1.QM	M%	MMQ
n0w EstiHate	1.QA	1.(9	M19	MM
xi3h EstiHate	1.6g	1.QA	M%	MM0
Year b3o EPS	1.QQ	1.Q%	%g(	M%

LESS

\$4.95

Revenue Estimate	Current k tr. 7Lar M%F	NbJt k tr. 75un M%F	Current Year 7M%F	NbJt Year 7M%F
No. of bnalysts	(	(	6	6
bv3. EstiHate	gA%( ML	9Ag.Q L	(.A) B	(.66B
n0w EstiHate	)6AQML	9MQg9L	(.Q) B	(.ANB
xi3h EstiHate	%1gB	99) L	(.6%B	(.99B
Year b3o Sales	)A.gL	96A(L	(.) B	(.A) B
Sales Growth 7year/estF	%QI:	-1.) 1:	QM:	(.) 1:

Earnings History	(/ 1/M%0	6/M%0	g/M%0	%M( 1/M%0
EPS Est.	1.Q	1.(	1.)6	1.(6
EPS bctual	1.QQ	1.Q%	1.9A	1.(
Difference	1.1%	1.1(	-1.-%	-1.1(
Surprise :	M( 1:	9.g1:	-%M) 1:	-.( 1:

EPS Trend	Current k tr. 7Lar M%F	NbJt k tr. 75un M%F	Current Year 7M%F	NbJt Year 7M%F
Current EstiHate	1.A	1.QM	M%	MMQ
9 Days b3o	1.AM	1.QM	M%	MM
( 1 Days b3o	1.AQ	1.Q	M%	MMQ
61 Days b3o	1.AQ	1.Q%	M%M	MMQ
g1 Days b3o	1.AQ	1.Q%	M%	MMQ

EPS Revisions	Current k tr. 7Lar M%F	NbJt k tr. 75un M%F	Current Year 7M%F	NbJt Year 7M%F
Up nast 9 Days	%	%	%	%
Up nast ( 1 Days	%	%	%	%
Down nast ( 1 Days	N/b	M	M	%

Yahoo SHall Business

[Data DisclaiHer](#)
[xelp](#)
[Su33estions](#)  
[Privacy](#)
[b0out 8 ur bds](#)
[TerHs 7updatedF](#)



Yahoo Finance  
 An Oath brand

Downcast of Days	N/b	N/b	N/b	N/b
EPS Revisions	Current k tr. 7. Lar M 79	NeJt k tr. 75un M 79	Current Year 7 M 79	NeJt Year 7 M 79

Growth Estimates	mNT	Industry	Sector	S&PA11
Current k tr.	M.A1:	N/b	N/b	1.(Q
NeJt k tr.	MQI:	N/b	N/b	1.QI
Current Year	g.( 1:	N/b	N/b	1.99
NeJt Year	6.M:	N/b	N/b	1.9M
NeJt A Years 7per annuHF	AQA:	N/b	N/b	1.9M
Past A Years 7per annuHF	MQQ	N/b	N/b	N/b



Sign in



Search

Finance 509 e E atchlists MRvortfolio MRScreeners Mardets InTustries ersonal Finance ...

**NorthE sternal Porporation ONE my**  
NYSE - NYSE Delayed Price. Currency in USD

☆ Add to watchlist

Quote Lookup

**( ) 4) -0.63 (-1.22%) ( ) 4) +0.01 (0.02%)**  
At close: Feb 27 4:02PMEST Pre-Market: 8:34AMEST

Summary Chart Conversations Statistics Profile Financials Options Holders Historical Data **Analysts** Sustainability NEW

Currency in USD

arnings nsti9 ate	Current Qtr. (Mar 2018)	Next Qtr. (Jun 2018)	Current Year (2018)	Next Year (2019)
No. of Analysts	3	3	4	4
Avg. Estimate	1.12	0.44	3.41	3.39
Low Estimate	1.04	0.34	3.39	3.24
High Estimate	1.18	0.51	3.45	3.5
Year Ago EPS	1.13	0.47	3.3	3.41

. e0enue nsti9 ate	Current Qtr. (Mar 2018)	Next Qtr. (Jun 2018)	Current Year (2018)	Next Year (2019)
No. of Analysts	1	1	2	3
Avg. Estimate	369.42M	285.97M	1.31B	1.36B
Low Estimate	369.42M	285.97M	1.31B	1.34B
High Estimate	369.42M	285.97M	1.31B	1.39B
Year Ago Sales	367.31M	283.86M	1.31B	1.31B
Sales Growth (year/est)	0.60%	0.70%	0.50%	3.30%

arnings 5istorR	3/30/2017	6/29/2017	9/29/2017	12/30/2017
EPS Est.	1.03	0.63	0.71	1.03
EPS Actual	1.13	0.47	0.74	0.96
Difference	0.1	-0.16	0.03	-0.07
Surprise %	9.70%	-25.40%	4.20%	-6.80%

nvS HrenT	Current Qtr. (Mar 2018)	Next Qtr. (Jun 2018)	Current Year (2018)	Next Year (2019)
Current Estimate	1.12	0.44	3.41	3.39
7 Days Ago	1.11	0.41	3.41	3.39
30 Days Ago	1.18	0.48	3.42	3.39
60 Days Ago	1.16	0.47	3.43	3.4
90 Days Ago	1.16	0.47	3.43	3.4

nvS . e0isions	Current Qtr. (Mar 2018)	Next Qtr. (Jun 2018)	Current Year (2018)	Next Year (2019)
Up Last 7 Days	N/A	1	N/A	N/A
Up Last 30 Days	N/A	1	1	1
Down Last 30 Days	1	N/A	1	1

**How Far Does \$1Million Go in Retirement?**

Legendary money manager, Ken Fisher's firm answers this and more in **The 15-Minute Retirement Plan**. Even if you have something else in place, it still makes sense to request your guide!

[Learn More](#)

FISHER INVESTMENTS\*

**AdChoices**  
**xinity**

TAKE THE **X1** CHALLENGE

Get a great offer      Save when you bundle

[Try us risk free](#) with our 30-day money-back guarantee

[Yahoo Small Business](#)

[Data Disclaimer](#) [Help](#) [Suggestions](#)  
[Privacy](#) [About Our Ads](#) [Terms \(Updated\)](#)




● Yahoo Finance  
● An Oath brand

Down Last 90 Days	N/A	N/A	N/A	N/A
VS. Emissions	Current Qtr. (Mar 2018)	Next Qtr. (Jun 2018)	Current Year (2018)	Next Year (2019)

Growth rates	NWE	Industry	Sector	S&P500
Current Qtr.	-0.90%	N/A	N/A	0.34
Next Qtr.	-6.40%	N/A	N/A	0.40
Current Year	3.30%	N/A	N/A	0.17
Next Year	-0.60%	N/A	N/A	0.12
Next 5 Years (per annum)	2.42%	N/A	N/A	0.12
Past 5 Years (per annum)	8.34%	N/A	N/A	N/A



Sign in



Search

Finance Home Watchlists My Portfolio My Screeners Markets Industries Personal Finance

**OGE Energy Corp. (OGE)**

NYSE - NYSE Delayed Price. Currency in USD

★ Add to watchlist

Quote Lookup



**31.58** -0.70 (-2.17%)

At close: Feb 27 4:05PM EST

Summary Chart Conversations Statistics Profile Financials Options Holders Historical Data Analysts Sustainability **NEW**

Currency in USD

Earnings Estimate	Current Qtr. (Mar 2018)	Next Qtr. (Jun 2018)	Current Year (2018)	Next Year (2019)
No. of Analysts	5	5	9	5
Avg. Estimate	0.12	0.49	2.02	2.12
Low Estimate	0.09	0.34	1.92	2.05
High Estimate	0.16	0.57	2.14	2.24
Year Ago EPS	0.18	0.52	1.92	2.02

Revenue Estimate	Current Qtr. (Mar 2018)	Next Qtr. (Jun 2018)	Current Year (2018)	Next Year (2019)
No. of Analysts	3	3	6	4
Avg. Estimate	468.75M	594.44M	2.36B	2.45B
Low Estimate	448.78M	577M	2.28B	2.35B
High Estimate	485M	603.47M	2.47B	2.64B
Year Ago Sales	456M	586.4M	2.26B	2.36B
Sales Growth (year/est)	2.80%	1.40%	4.40%	3.70%

Earnings History	3/30/2017	6/29/2017	9/29/2017	12/30/2017
EPS Est.	0.15	0.47	0.94	0.28
EPS Actual	0.18	0.52	0.92	0.3
Difference	0.03	0.05	-0.02	0.02
Surprise %	20.00%	10.60%	-2.10%	7.10%

EPS Trend	Current Qtr. (Mar 2018)	Next Qtr. (Jun 2018)	Current Year (2018)	Next Year (2019)
Current Estimate	0.12	0.49	2.02	2.12
7 Days Ago	0.11	0.52	2.05	2.15
30 Days Ago	0.13	0.53	2.03	2.15
60 Days Ago	0.15	0.52	2.03	2.12
90 Days Ago	0.16	0.51	2.03	2.11

EPS Revisions	Current Qtr. (Mar 2018)	Next Qtr. (Jun 2018)	Current Year (2018)	Next Year (2019)
Up Last 7 Days	N/A	N/A	1	1
Up Last 30 Days	1	1	1	1
Down Last 30 Days	N/A	N/A	2	1

YAHOO!

**Find the best SUVs!**

Search Now

DIRECTV NOW

**\$10/MONTH FOR 3 MONTHS**

STREAM 60+ LIVE TV CHANNELS

NO SATELLITE NEEDED

**SIGN-UP TODAY**

First 3 mos: \$10/mo after \$25/mo discount on \$35/mo "Live a Little" pkg. Service auto-renews monthly unless cancelled. After month 3, will bill at full price (min \$35/mo). New subscribers only. Restrictions apply.

Yahoo Small Business

Data Disclaimer Help Suggestions  
Privacy About Our Ads Terms (Updated)



Yahoo Finance  
An Oath brand

Down Last 90 Days	N/A	N/A	N/A	N/A
EPS Revisions	Current Qtr. (Mar 2018)	Next Qtr. (Jun 2018)	Current Year (2018)	Next Year (2019)

Growth Estimates	OGE	Industry	Sector	S&P 500
Current Qtr.	-33.30%	N/A	N/A	0.34
Next Qtr.	-5.80%	N/A	N/A	0.40
Current Year	5.20%	N/A	N/A	0.17
Next Year	5.00%	N/A	N/A	0.12
Next 5 Years (per annum)	5.80%	N/A	N/A	0.12
Past 5 Years (per annum)	1.10%	N/A	N/A	N/A





Sign in



Search

Finance **Pov e** Watchlists MT Portfolio MT Screeners Mar&ets ch5ustries Personal Finance ...

**HNM Eesources! dnc, .HNM(**  
NYSE - NYSE Delayed Price. Currency in USD

★ Add to watchlist

Quote Lookup



**3,32** -0.80 (-2.20%) **1,12** +1.20 (3.38%)

At close: Feb 27 4:00PMEST

Pre-Market: 8:00AMEST

Summary Chart Conversations Statistics Profile Financials Options Holders Historical Data **Analysts** Sustainability NEW

Currency in USD

Earnings Estimate	Current Qtr. (Mar 2018)	Next Qtr. (Jun 2018)	Current Year (2018)	Next Year (2019)
No. of Analysts	6	5	11	9
Avg. Estimate	0.23	0.47	1.78	2.06
Low Estimate	0.17	0.42	1.7	2
High Estimate	0.28	0.54	2	2.1
Year Ago EPS	0.28	0.49	1.94	1.78

Revenue Estimate	Current Qtr. (Mar 2018)	Next Qtr. (Jun 2018)	Current Year (2018)	Next Year (2019)
No. of Analysts	3	3	6	5
Avg. Estimate	292.27M	359.51M	1.44B	1.49B
Low Estimate	207.26M	340M	1.42B	1.46B
High Estimate	335M	371.84M	1.47B	1.52B
Year Ago Sales	330.18M	362.32M	1.45B	1.44B
Sales Growth (year/est)	-11.50%	-0.80%	-0.00%	3.30%

Earnings History	3/30/2017	6/29/2017	9/29/2017	12/30/2017
EPS Est.	0.24	0.45	0.85	0.19
EPS Actual	0.28	0.49	0.93	0.24
Difference	0.04	0.04	0.08	0.05
Surprise %	16.70%	8.90%	9.40%	26.30%

EPS Trend	Current Qtr. (Mar 2018)	Next Qtr. (Jun 2018)	Current Year (2018)	Next Year (2019)
Current Estimate	0.23	0.47	1.78	2.06
7 Days Ago	0.22	0.46	1.76	2.05
30 Days Ago	0.21	0.47	1.77	2.05
60 Days Ago	0.21	0.45	1.76	2.06
90 Days Ago	0.24	0.45	1.76	2.07

EPS Revisions	Current Qtr. (Mar 2018)	Next Qtr. (Jun 2018)	Current Year (2018)	Next Year (2019)
Up Last 7 Days	1	1	2	2
Up Last 30 Days	1	1	2	2
Down Last 30 Days	N/A	N/A	N/A	N/A

Yahoo Small Business

Data Disclaimer Help Suggestions  
Privacy About Our Ads Terms (Updated)



Yahoo Finance  
An Oath brand

Down Last 90 Days	N/A	N/A	N/A	N/A
RIS Emissions	Current Qtr. (Mar 2018)	Next Qtr. (Jun 2018)	Current Year (2018)	Next Year (2019)

Growth Rates	PNM	Industry	Sector	S&P500
Current Qtr.	-17.90%	N/A	N/A	0.34
Next Qtr.	-4.10%	N/A	N/A	0.40
Current Year	-8.20%	N/A	N/A	0.17
Next Year	15.70%	N/A	N/A	0.12
Next 5 Years (per annum)	5.90%	N/A	N/A	0.12
Past 5 Years (per annum)	10.97%	N/A	N/A	N/A

More

### Allele, Inc. (ALE)

(Real Time Quote from BATS)

\$68.23 USD

-1.14 (-1.64%)

Updated Feb 27, 2018 03:58 PMET

Add to portfolio

Zacks Rank:

4-Sell

Style Scores:

Value |  Growth |  Momentum |  VGM

Industry Rank:

Bottom 21%(210 out of 265)

Industry: Utility - Electric Power

[View All Zacks #1 Ranked Stocks](#)



#### Allele, Inc. (ALE) Quote Overview » Estimates » Allele, Inc. (ALE) Detailed Estimates

### Detailed Estimates

#### Estimates

Next Report Date	5/3/18
Current Quarter	0.98
EPS Last Quarter	0.75
Last EPS Surprise	-17.33%
ABR	3.00

Earnings ESP	0.00%
Current Year	3.36
Next Year	3.43
EPS (TTM)	3.35
P/E (F1)	20.31

Growth Estimates	ALE	IND	S&P
Current Qtr (03/2018)	1.03	-25.61	29.93
Next Qtr (06/2018)	1.39	-18.85	28.38
Current Year (12/2018)	5.33	4.30	39.09
Next Year (12/2019)	2.08	8.70	11.98
Past 5 Years	3.90	2.60	2.80
Next 5 Years	6.10	8.10	NA
PE	20.31	18.80	18.57
PEG Ratio	3.33	2.32	NA

[Learn More About Estimate Research](#)

[See Brokerage Recommendations](#)

[See Earnings Report Transcript](#)

## Premium Research for ALE

<b>Zacks Rank</b>	Sell <b>4</b>
<b>Zacks Industry Rank</b>	Bottom 21%(210 out of 265)
<b>Zacks Sector Rank</b>	Bottom 0% (16 out of 16)
<b>Style Scores</b>	<input type="checkbox"/> Value   <input type="checkbox"/> Growth   <input type="checkbox"/> Momentum   <input checked="" type="checkbox"/> <b>VGM</b>
<b>Earnings ESP</b>	0.00%
<b>Research Report for ALE</b>	<a href="#">Snapshot</a>
( = Change in last 30 days) <a href="#">View All Zacks Rank #1 Strong Buys</a>	
<b>More Premium Research »</b>	

### Research for ALE



**NEW Sponsored News**

[\(CSE:GRE\)\(OTCBB:GRXXF\)](#) - The Best Money Making Stocks On The Market [Read More >>](#)

[\(CSE:VST\)\(OTC:VSQTE\)](#) - Investors turn their attention to these blockchain companies for next wave of big gains. [Read More >>](#)

[\(CSE:CBW\)\(OTC:CBWTF\)](#) - Cannabis Company Prices Soaring as Canada Prepares to Legalize Pot [Read More >>](#)

[\(TSXV:BLOC\)\(OTC:BLKCF\)](#) - Skyrocketing Interest Leading To This Company Set To Explode In Value [Read More >>](#)

**Predict to see real-time community sentiment**

	Thursday	In a Week	In a Month	In 3 Months
<b>ALE</b> Allele, Inc.				

Predicting constitutes acceptance of PredictWallStreet's terms of use.

## Sales Estimates

	Current Qtr (3/2018)	Next Qtr (6/2018)	Current Year (12/2018)	Next Year (12/2019)
Zacks Consensus Estimate	353.95M	340.60M	910.83M	1.43B
# of Estimates	1	1	2	1
High Estimate	353.95M	340.60M	1.42B	1.43B
Low Estimate	353.95M	340.60M	403.80M	1.43B
Year ago Sales	365.60M	353.30M	1.42B	910.83M

Year over Year Growth Est.	3.10%	3.50%	35.83%	56.65%
	Current Qtr (3/2018)	Next Qtr (6/2018)	Current Year (12/2018)	Next Year (12/2019)

## Earnings Estimates

	Current Qtr (3/2018)	Next Qtr (6/2018)	Current Year (12/2018)	Next Year (12/2019)
Zacks Consensus Estimate	0.98	0.73	3.36	3.43
# of Estimates	3	2	3	2
Most Recent Consensus	0.98	0.76	3.40	3.52
High Estimate	1.00	0.76	3.40	3.52
Low Estimate	0.95	0.69	3.28	3.33
Year ago EPS	0.97	0.72	3.19	3.36
Year over Year Growth Est.	1.03%	1.39%	5.33%	1.93%

## Agreement - Estimate Revisions

	Current Qtr (3/2018)	Next Qtr (6/2018)	Current Year (12/2018)	Next Year (12/2019)
Up Last 7 Days	0	0	0	0
Up Last 30 Days	0	0	0	0
Up Last 60 Days	0	0	0	0
Down Last 7 Days	0	0	0	0
Down Last 30 Days	0	0	3	1
Down Last 60 Days	0	0	3	1

## Magnitude - Consensus Estimate Trend

	Current Qtr (3/2018)	Next Qtr (6/2018)	Current Year (12/2018)	Next Year (12/2019)
Current	0.98	0.73	3.36	3.43
7 Days Ago	0.98	0.73	3.36	3.43
30 Days Ago	NA	NA	3.54	3.68
60 Days Ago	NA	NA	3.50	3.65
90 Days Ago	1.09	0.82	3.59	3.89

## Upside - Most Accurate Estimate Versus Zacks Consensus

	Current Qtr (3/2018)	Next Qtr (6/2018)	Current Year (12/2018)	Next Year (12/2019)
Most Accurate Estimate	0.98	0.73	3.36	3.43
Zacks Consensus Estimate	0.98	0.73	3.36	3.43
Earnings ESP	0.00%	0.00%	0.00%	0.00%

## Surprise - Reported Earnings History

	Quarter Ending (12/2017)	Quarter Ending (9/2017)	Quarter Ending (6/2017)	Quarter Ending (3/2017)	Average Surprise
Reported	0.62	1.04	0.72	0.97	NA
Estimate	0.75	0.95	0.57	0.95	NA
Difference	-0.13	0.09	0.15	0.02	0.03
Surprise	-17.33%	9.47%	26.32%	2.11%	5.14%

### How Far Does \$1Million Go in Retirement?

Legendary money manager, Ken Fisher's firm answers this and more in The 15-Minute Retirement Plan. Even if you have something else in place, it still makes sense to request your guide!

[Learn More](#)

FISHER INVESTMENTS\*

## Quick Links



Zacks Research is Reported On:

YAHOO!

msn

Market Watch

NASDAQ

Forbes

INVESTORS.com  
Member of INVESTORS BUSINESS DAILY

MORNINGSTAR



ACCREDITED  
BUSINESS

BBB Rating: A+

as of 2/25/2018

[Click for Profile](#)

Copyright 2018 Zacks Investment Research

At the center of everything we do is a strong commitment to independent research and sharing its profitable discoveries with investors. This dedication to giving investors a trading advantage led to the creation of our proven Zacks Rank stock-rating system. Since 1988 it has more than doubled the S&P 500 with an average gain of +25% per year. These returns cover a period from 1988-2017. Zacks Rank stock-rating system returns are computed monthly based on the beginning of the month and end of the month Zacks Rank stock prices plus any dividends received during that particular month. A simple, equally-weighted average return of all Zacks Rank stocks is calculated to determine the monthly return. The monthly returns are then compounded to arrive at the annual return. Only Zacks Rank stocks included in Zacks hypothetical portfolios at the beginning of each month are included in the return calculations. Zacks Rank stocks can, and often do, change throughout the month. Certain Zacks Rank stocks for which no month-end price was available, pricing information was not collected, or for certain other reasons have been excluded from these return calculations.

Visit [performance](#) for information about the performance numbers displayed above.

Visit [www.zacksdata.com](http://www.zacksdata.com) to get our data and content for your mobile app or website.

Real time prices by BATS. Delayed quotes by Sungard.

NYSE and AMEX data is at least 20 minutes delayed. NASDAQ data is at least 15 minutes delayed.





Join | Sign In

Menu

More

### Black Hills Corporation (BKH)

(Real Time Quote from BATS)

\$51.58 USD

-0.37 (-0.71%)

Updated Feb 27, 2018 03:58 PMET

Add to portfolio

4-Sell

Zacks Rank:

Value |  Growth |  Momentum |  VGM

Style Scores:

Bottom 21%(210 out of 265)

Industry: Utility - Electric Power

Industry Rank:

[View All Zacks #1 Ranked Stocks](#)



[Black Hills Corporation \(BKH\) Quote Overview](#) » [Estimates](#) » [Black Hills Corporation \(BKH\) Detailed Estimates](#)

### Detailed Estimates

#### Estimates

Next Report Date	5/2/18
Current Quarter	1.56
EPS Last Quarter	1.07
Last EPS Surprise	-8.41%
ABR	2.29

Earnings ESP	0.00%
Current Year	3.41
Next Year	3.51
EPS (TTM)	3.30
P/E (F1)	15.13

Growth Estimates	BKH	IND	S&P
Current Qtr (03/2018)	10.64	-25.61	29.93
Next Qtr (06/2018)	4.88	-18.85	28.38
Current Year (12/2018)	1.49	4.30	39.09
Next Year (12/2019)	2.93	8.70	11.98
Past 5 Years	9.20	2.60	2.80
Next 5 Years	4.10	8.10	NA
PE	15.13	18.80	18.57
PEG Ratio	3.73	2.32	NA

[Learn More About Estimate Research](#)

[See Brokerage Recommendations](#)

[See Earnings Report Transcript](#)

## Premium Research for BKH

<b>Zacks Rank</b>	<b>Sell 4</b>
<b>Zacks Industry Rank</b>	Bottom 21%(210 out of 265)
<b>Zacks Sector Rank</b>	Bottom 0% (16 out of 16)
<b>Style Scores</b>	<a href="#">C Value</a>   <a href="#">F Growth</a>   <a href="#">D Momentum</a>   <b><a href="#">D VGM</a></b>
<b>Earnings ESP</b>	0.00%
<b>Research Report for BKH</b>	<a href="#">Snapshot</a>


(▲ ▼ = Change in last 30 days)  
[View All Zacks Rank #1 Strong Buys](#)

[More Premium Research »](#)

### Research for BKH

[Snapshot](#)

#### Chart for BKH



### Predict to see real-time community sentiment

<b>BKH</b> Black Hills Cor...	Thursday	In a Week	In a Month	In 3 Months

Predicting constitutes acceptance of PredictWallStreet's terms of use.

### Sales Estimates

	Current Qtr (3/2018)	Next Qtr (6/2018)	Current Year (12/2018)	Next Year (12/2019)
Zacks Consensus Estimate	553.78M	359.46M	1.76B	1.80B
# of Estimates	1	1	3	3
High Estimate	553.78M	359.46M	1.87B	1.92B
Low Estimate	553.78M	359.46M	1.65B	1.70B
Year ago Sales	551.00M	348.00M	1.70B	1.76B

Year ago sales

	3Q.0018 Current Qtr (3/2018)	3Q.0018 Next Qtr (6/2018)	1.1.00 Current Year (12/2018)	1.1.00 Next Year (12/2019)
Year over Year Growth Est.	(30.64%)	(69.29%)	(3.67%)	(22.84%)

## Earnings Estimates

	Current Qtr (3/2018)	Next Qtr (6/2018)	Current Year (12/2018)	Next Year (12/2019)
Zacks Consensus Estimate	1.56	0.43	3.41	3.51
# of Estimates	3	2	4	4
Most Recent Consensus	1.53	0.44	3.42	3.42
High Estimate	1.60	0.44	3.45	3.60
Low Estimate	1.53	0.41	3.38	3.42
Year ago EPS	1.41	0.41	3.36	3.41
Year over Year Growth Est.	10.64%	4.88%	1.49%	2.79%

## Agreement - Estimate Revisions

	Current Qtr (3/2018)	Next Qtr (6/2018)	Current Year (12/2018)	Next Year (12/2019)
Up Last 7 Days	0	0	0	0
Up Last 30 Days	0	0	0	1
Up Last 60 Days	0	0	0	0
Down Last 7 Days	0	0	0	0
Down Last 30 Days	0	0	2	1
Down Last 60 Days	0	0	3	2

## Magnitude - Consensus Estimate Trend

	Current Qtr (3/2018)	Next Qtr (6/2018)	Current Year (12/2018)	Next Year (12/2019)
Current	1.56	0.43	3.41	3.51
7 Days Ago	1.56	0.43	3.41	3.51
30 Days Ago	NA	NA	3.44	3.58
60 Days Ago	NA	NA	3.47	3.64
90 Days Ago	1.41	0.48	3.58	3.71

## Upside - Most Accurate Estimate Versus Zacks Consensus

	Current Qtr (3/2018)	Next Qtr (6/2018)	Current Year (12/2018)	Next Year (12/2019)
Most Accurate Estimate	1.56	0.43	3.40	3.47
Zacks Consensus Estimate	1.56	0.43	3.41	3.51
Earnings ESP	0.00%	0.00%	-0.39%	-0.90%

	Current Qtr (3/2018)	Next Qtr (6/2018)	Current Year (12/2018)	Next Year (12/2019)
--	-------------------------	----------------------	---------------------------	------------------------

## Surprise - Reported Earnings History

	Quarter Ending (12/2017)	Quarter Ending (9/2017)	Quarter Ending (6/2017)	Quarter Ending (3/2017)	Average Surprise
Reported	0.98	0.50	0.41	1.41	NA
Estimate	1.07	0.55	0.51	1.47	NA
Difference	-0.09	-0.05	-0.10	-0.06	-0.08
Surprise	-8.41%	-9.09%	-19.61%	-4.08%	-10.30%

**Overwhelmed by the Market?**  
Are your results sub-par?

Get a free Portfolio Stress Test ▶

Quick Links



Zacks Research is Reported On:

YAHOO!

msn

MarketWatch

NASDAQ

Forbes

INVESTORS.com  
an imprint of INVESTOR'S BUSINESS DAILY

MORNINGSTAR

BBB  
ACCREDITED  
BUSINESS

BBB Rating: A+  
as of 2/25/2018  
[Click for Profile](#)

Copyright 2018 Zacks Investment Research

At the center of everything we do is a strong commitment to independent research and sharing its profitable discoveries with investors. This dedication to giving investors a trading advantage led to the creation of our proven Zacks Rank stock-rating system. Since 1988 it has more than doubled the S&P 500 with an average gain of +25% per year. These returns cover a period from 1988-2017. Zacks Rank stock-rating system returns are computed monthly based on the beginning of the month and end of the month Zacks Rank stock prices plus any dividends received during that particular month. A simple, equally-weighted average return of all Zacks Rank stocks is calculated to determine the monthly return. The monthly returns are then compounded to arrive at the annual return. Only Zacks Rank stocks included in Zacks hypothetical portfolios at the beginning of each month are included in the return calculations. Zacks Rank stocks can, and often do, change throughout the month. Certain Zacks Rank stocks for which no month-end price was available, pricing information was not collected, or for certain other reasons have been excluded from these return calculations.

Visit [performance](#) for information about the performance numbers displayed above.

Visit [www.zacksdata.com](http://www.zacksdata.com) to get our data and content for your mobile app or website.

Real time prices by BATS. Delayed quotes by Sungard.

NYSE and AMEX data is at least 20 minutes delayed. NASDAQ data is at least 15 minutes delayed.

Zacks Investment Research

Join | Sign In

More

### El Paso Electric Company (EE)

(Real Time Quote from BATS)

\$49.10 USD

-1.35 (-2.67%)

Updated Feb 27, 2018 03:58 PM ET

Add to portfolio

4-Sell

Zacks Rank:

Value |  Growth |  Momentum |  VGM

Style Scores:

Bottom 21%(210 out of 265)

Industry: Utility - Electric Power

Industry Rank:

[View All Zacks #1 Ranked Stocks](#)

Trades from

[El Paso Electric Company \(EE\) Quote Overview](#) » [Estimates](#) » [El Paso Electric Company \(EE\) Detailed Estimates](#)

### Detailed Estimates

#### Estimates

Next Report Date	5/2/18
Current Quarter	NA
EPS Last Quarter	0.22
Last EPS Surprise	-27.27%
ABR	3.00

Earnings ESP	0.00%
Current Year	2.66
Next Year	NA
EPS (TTM)	2.42
P/E (F1)	18.44

Growth Estimates	EE	IND	S&P
Current Qtr (03/2018)	NA	275.29	29.93
Next Qtr (06/2018)	NA	-25.61	28.38
Current Year (12/2018)	9.92	4.30	39.09
Next Year (12/2019)	NA	8.70	11.98
Past 5 Years	0.70	2.60	2.80
Next 5 Years	5.10	8.10	NA
PE	18.44	18.80	18.57
PEG Ratio	3.62	2.32	NA

[Learn More About Estimate Research](#)

[See Brokerage Recommendations](#)

[See Earnings Report Transcript](#)

## Premium Research for EE

**Zacks Rank** ▲ Sell **4**

---

**Zacks Industry Rank** Bottom 21%(210 out of 265)

---

**Zacks Sector Rank** Bottom 0% (16 out of 16)

---

**Style Scores** 
 Value |  Growth |  Momentum |  **VGM**

---

**Earnings ESP** 0.00%

---

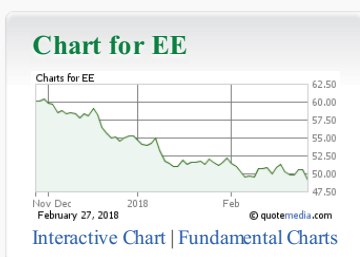
**Research Report for EE** [Snapshot](#)

(▲ ▼ = Change in last 30 days)

[View All Zacks Rank #1 Strong Buys](#)

**More Premium Research »**

### Research for EE



**NEW Sponsored News** Sponsored

[\(CSE:GRE\)\(OTCBB:GRXXF\)](#) - The Best Money Making Stocks On The Market [Read More >>](#)

[\(CSE:VST\)\(OTC:VSQTF\)](#) - Investors turn their attention to these blockchain companies for next wave of big gains. [Read More >>](#)

[\(CSE:CBW\)\(OTC:CBWTF\)](#) - Cannabis Company Prices Soaring as Canada Prepares to Legalize Pot [Read More >>](#)

[\(TSXV:BLOC\)\(OTC:BLKCF\)](#) - Skyrocketing Interest Leading To This Company Set To Explode In Value [Read More >>](#)

**Predict to see real-time community sentiment**

	Thursday	In a Week	In a Month	In 3 Months
<b>EE</b> El Paso Electri...	▲ ▼	▲ ▼	▲ ▼	▲ ▼

Predicting constitutes acceptance of Predict WallStreet's terms of use.

### Sales Estimates

	Current Qtr (3/2018)	Next Qtr (6/2018)	Current Year (12/2018)	Next Year (12/2019)
Zacks Consensus Estimate	M	NA	NA	NA
# of Estimates	NA	NA	NA	NA
High Estimate	NA	NA	NA	NA
Low Estimate	NA	NA	NA	NA
Year ago Sales	171.34M	251.84M	916.80M	NA
Year over Year Growth Est.	NA	NA	NA	NA



	Current Qtr (3/2018)	Next Qtr (6/2018)	Current Year (12/2018)	Next Year (12/2019)
<b>Earnings Estimates</b>				
	Current Qtr (3/2018)	Next Qtr (6/2018)	Current Year (12/2018)	Next Year (12/2019)
Zacks Consensus Estimate	NA	NA	2.66	NA
# of Estimates	NA	NA	1	NA
Most Recent Consensus	NA	NA	NA	NA
High Estimate	NA	NA	2.66	NA
Low Estimate	NA	NA	2.66	NA
Year ago EPS	-0.10	0.89	2.42	2.66
Year over Year Growth Est.	NA	NA	9.92%	NA

**Agreement - Estimate Revisions**

	Current Qtr (3/2018)	Next Qtr (6/2018)	Current Year (12/2018)	Next Year (12/2019)
Up Last 7 Days	NA	NA	0	NA
Up Last 30 Days	NA	NA	0	NA
Up Last 60 Days	NA	NA	0	NA
Down Last 7 Days	NA	NA	0	NA
Down Last 30 Days	NA	NA	0	NA
Down Last 60 Days	NA	NA	1	NA

**Magnitude - Consensus Estimate Trend**

	Current Qtr (3/2018)	Next Qtr (6/2018)	Current Year (12/2018)	Next Year (12/2019)
Current	NA	NA	2.66	NA
7 Days Ago	NA	NA	2.66	NA
30 Days Ago	NA	NA	2.73	3.00
60 Days Ago	0.00	0.77	2.66	2.85
90 Days Ago	0.00	0.77	2.66	2.85

**Upside - Most Accurate Estimate Versus Zacks Consensus**

	Current Qtr (3/2018)	Next Qtr (6/2018)	Current Year (12/2018)	Next Year (12/2019)
Most Accurate Estimate	NA	NA	2.66	NA
Zacks Consensus Estimate	NA	NA	2.66	NA
Earnings ESP	0.00%	0.00%	0.00%	0.00%

## Surprise - Reported Earnings History

	Quarter Ending (12/2017)	Quarter Ending (9/2017)	Quarter Ending (6/2017)	Quarter Ending (3/2017)	Average Surprise
Reported	0.16	1.47	0.89	-0.10	NA
Estimate	0.22	1.58	0.75	-0.05	NA
Difference	-0.06	-0.11	0.14	-0.05	-0.02
Surprise	-27.27%	-6.96%	18.67%	-100.00%	-28.89%

### Quick Links

Zacks Research is Reported On:

















**BBB Rating: A+**

as of 2/15/2018

[Click for Profile](#)

Copyright 2018 Zacks Investment Research

At the center of everything we do is a strong commitment to independent research and sharing its profitable discoveries with investors. This dedication to giving investors a trading advantage led to the creation of our proven Zacks Rank stock-rating system. Since 1988 it has more than doubled the S&P 500 with an average gain of +25% per year. These returns cover a period from 1988-2017. Zacks Rank stock-rating system returns are computed monthly based on the beginning of the month and end of the month Zacks Rank stock prices plus any dividends received during that particular month. A simple, equally-weighted average return of all Zacks Rank stocks is calculated to determine the monthly return. The monthly returns are then compounded to arrive at the annual return. Only Zacks Rank stocks included in Zacks hypothetical portfolios at the beginning of each month are included in the return calculations. Zacks Rank stocks can, and often do, change throughout the month. Certain Zacks Rank stocks for which no month-end price was available, pricing information was not collected, or for certain other reasons have been excluded from these return calculations.

Visit [performance](#) for information about the performance numbers displayed above.

Visit [www.zacksdata.com](http://www.zacksdata.com) to get our data and content for your mobile app or website.

Real time prices by BATS. Delayed quotes by Sungard.

NYSE and AMEX data is at least 20 minutes delayed. NASDAQ data is at least 15 minutes delayed.



Join | Sign In

Menu

More

### Hawaiian Electric Industries, Inc. (HE)

(Real Time Quote from BATS)

\$33.21 USD

-0.46 (-1.37%)

Updated Feb 27, 2018 03:58 PMET

Add to portfolio

3-Hold

Zacks Rank:

Value |  Growth |  Momentum |  VGM

Style Scores:

Bottom 21%(210 out of 265)  
Industry: Utility - Electric Power

Industry Rank:

[View All Zacks #1 Ranked Stocks](#)



#### Hawaiian Electric Industries, Inc. (HE) Quote Overview » Estimates » Hawaiian Electric Industries, Inc. (HE) Detailed Estimates

### Detailed Estimates

#### Estimates

Next Report Date	5/4/18
Current Quarter	0.36
EPS Last Quarter	0.41
Last EPS Surprise	4.88%
ABR	3.60

Earnings ESP	0.00%
Current Year	1.88
Next Year	1.95
EPS (TTM)	1.65
P/E (F1)	17.64

Growth Estimates	HE	IND	S&P
Current Qtr (03/2018)	16.13	-25.61	29.93
Next Qtr (06/2018)	19.44	-18.85	28.38
Current Year (12/2018)	13.94	4.30	39.09
Next Year (12/2019)	3.72	8.70	11.98
Past 5 Years	0.90	2.60	2.80
Next 5 Years	5.60	8.10	NA
PE	17.64	18.80	18.57
PEG Ratio	3.16	2.32	NA

[Learn More About Estimate Research](#)

[See Brokerage Recommendations](#)

[See Earnings Report Transcript](#)

## Premium Research for HE

<b>Zacks Rank</b>	<b>Hold 3</b>
<b>Zacks Industry Rank</b>	Bottom 21%(210 out of 265)
<b>Zacks Sector Rank</b>	Bottom 0% (16 out of 16)
<b>Style Scores</b>	<b>B</b> Value   <b>D</b> Growth   <b>B</b> Momentum   <b>B</b> VGM
<b>Earnings ESP</b>	0.00%
<b>Research Reports for HE</b>	<a href="#">Analyst</a>   <a href="#">Snapshot</a>
( = Change in last 30 days)	
<a href="#">View All Zacks Rank #1 Strong Buys</a>	
<a href="#">More Premium Research »</a>	

### Research for HE

[Snapshot](#)

#### Chart for HE



[Interactive Chart](#) | [Fundamental Charts](#)

#### **NEW** Sponsored News

Sponsored

[\(CSE:GRE\)\(OTCBB:GRXXF\)](#) - The Best Money Making Stocks On The Market [Read More >>](#)

[\(CSE:VST\)\(OTC:VSQTF\)](#) - Investors turn their attention to these blockchain companies for next wave of big gains. [Read More >>](#)

[\(CSE:CBW\)\(OTC:CBWTF\)](#) - Cannabis Company Prices Soaring as Canada Prepares to Legalize Pot [Read More >>](#)

[\(TSXV:BLOC\)\(OTC:BLKCF\)](#) - Skyrocketing Interest Leading To This Company Set To Explode In Value [Read More >>](#)

### Predict to see real-time community sentiment

HE	Thursday	In a Week	In a Month	In 3 Months
Hawaiian Electr...				

Predicting constitutes acceptance of PredictWallStreet's terms of use.

### Sales Estimates

	Current Qtr (3/2018)	Next Qtr (6/2018)	Current Year (12/2018)	Next Year (12/2019)
Zacks Consensus Estimate	M	NA	2.57B	2.65B
# of Estimates	NA	NA	3	3
High Estimate	NA	NA	2.67B	2.84B
Low Estimate	NA	NA	2.40B	2.43B
Year ago Sales	501.56M	622.28M	2.56B	2.57B

Year ago Dates	Q3 2018 Current Qtr (3/2018)	Q2 2018 Next Qtr (6/2018)	2018 Current Year (12/2018)	2019 Next Year (12/2019)
Year over Year Growth Est.	NA	NA	13.94%	3.41%

## Earnings Estimates

	Current Qtr (3/2018)	Next Qtr (6/2018)	Current Year (12/2018)	Next Year (12/2019)
Zacks Consensus Estimate	0.36	0.43	1.88	1.95
# of Estimates	1	1	4	3
Most Recent Consensus	0.36	0.43	1.85	1.95
High Estimate	0.36	0.43	1.97	2.00
Low Estimate	0.36	0.43	1.80	1.90
Year ago EPS	0.31	0.36	1.65	1.88
Year over Year Growth Est.	16.13%	19.44%	13.94%	3.41%

## Agreement - Estimate Revisions

	Current Qtr (3/2018)	Next Qtr (6/2018)	Current Year (12/2018)	Next Year (12/2019)
Up Last 7 Days	0	0	0	0
Up Last 30 Days	0	0	2	1
Up Last 60 Days	0	0	4	2
Down Last 7 Days	0	0	0	0
Down Last 30 Days	0	0	0	0
Down Last 60 Days	0	0	0	0

## Magnitude - Consensus Estimate Trend

	Current Qtr (3/2018)	Next Qtr (6/2018)	Current Year (12/2018)	Next Year (12/2019)
Current	0.36	0.43	1.88	1.95
7 Days Ago	0.36	0.43	1.88	1.95
30 Days Ago	NA	NA	1.85	1.90
60 Days Ago	NA	NA	1.80	1.87
90 Days Ago	NA	NA	1.80	1.88

## Upside - Most Accurate Estimate Versus Zacks Consensus

	Current Qtr (3/2018)	Next Qtr (6/2018)	Current Year (12/2018)	Next Year (12/2019)
Most Accurate Estimate	0.36	0.43	1.85	1.95
Zacks Consensus Estimate	0.36	0.43	1.88	1.95
Earnings ESP	0.00%	0.00%	-1.73%	0.17%

	Current Qtr (3/2018)	Next Qtr (6/2018)	Current Year (12/2018)	Next Year (12/2019)
--	-------------------------	----------------------	---------------------------	------------------------

## Surprise - Reported Earnings History

	Quarter Ending (12/2017)	Quarter Ending (9/2017)	Quarter Ending (6/2017)	Quarter Ending (3/2017)	Average Surprise
Reported	0.43	0.55	0.36	0.31	NA
Estimate	0.41	0.57	0.39	0.29	NA
Difference	0.02	-0.02	-0.03	0.02	-0.00
Surprise	4.88%	-3.51%	-7.69%	6.90%	0.15%

## Annual Estimates By Analyst

Zacks Premium Subscription Required [Learn more](#)

3 Stocks Going Up In Price Tomorrow

Click Here To See Them Now



Quick Links



Zacks Research is Reported On:

YAHOO!

msn

Market Watch

NASDAQ

Forbes

INVESTORS.com

MORNINGSTAR



BBB Rating: A+  
as of 2/28/2018  
[Click for Profile](#)

Copyright 2018 Zacks Investment Research

At the center of everything we do is a strong commitment to independent research and sharing its profitable discoveries with investors. This dedication to giving investors a trading advantage led to the creation of our proven Zacks Rank stock-rating system. Since 1988 it has more than doubled the S&P 500 with an average gain of +25% per year. These returns cover a period from 1988-2017. Zacks Rank stock-rating system returns are computed monthly based on the beginning of the month and end of the month Zacks Rank stock prices plus any dividends received during that particular month. A simple, equally-weighted average return of all Zacks Rank stocks is calculated to determine the monthly return. The monthly returns are then compounded to arrive at the annual return. Only Zacks Rank stocks included in Zacks hypothetical portfolios at the beginning of each month are included in the return calculations. Zacks Rank stocks can, and often do, change throughout the month. Certain Zacks Rank stocks for which no month-end price was available, pricing information was not collected, or for certain other reasons have been excluded from these return calculations.

Visit [performance](#) for information about the performance numbers displayed above.

Visit [www.zacksdata.com](http://www.zacksdata.com) to get our data and content for your mobile app or website.

Real time prices by BATS. Delayed quotes by Sungard.

NYSE and AMEX data is at least 20 minutes delayed. NASDAQ data is at least 15 minutes delayed.





Join | Sign In

Menu

R, Q ...

**hā wī n Ełłt rēhā wđ**

(Real Time Quote from BATS)

26hNvđJMa

41.71 (41.98%)

Updated Feb 2-, 2018 03:58 PMET

Add to portfolio

0-y, /4e e e e e e

Z5t gnø 5cg:

a ē 5/s( ē i ē Q O. Pē wē R, D( c. s D ē i ē & R

MV( ē M, Q m:

k, ..., D ē 3G l h 3% s. ē # 01 d

h 4 s m Q ē J. d o V e ē / t. Q ē E, O( Q

h 4 s m Q ē J. d o V e ē / t. Q ē E, O( Q

| ē Q e w / ē Z 5 t g n ø 3 e 5 c g / 4 ē M, t g m

Trades from \$3

hā wī n Ełłt rēhā wđ s, .( ē n) ( Q ē O e m D 5.( n ē hā wī n Ełłt rēhā wđ .5 d( 4 e m D 5.( m

**a ( .5 d( 4 e m D 5.( m**

» m D 5.( m

Next Report Date	18086
Current Quarter	%96
EPS Last Quarter	%99
Last EPS Surprise	39.97G
ABR	0rh1

e

Earnings ESP	%96G
Current Year	N36
Next Year	N0h
EPS (TTM)	Nhh
P/E (F1)	3S7N

& Q O. P e m D 5.( m	hā w	HLa	MAE
Current Qtr (03/2018)	3.03	2-5.26	26.63
Next Qtr (09/2018)	3.03	425.91	28.38
Current Year (12/2018)	40.-1	7.30	36.06
Next Year (12/2016)	3.35	8.-0	11.68
Past 5 Years	7.00	2.90	2.80
Next 5 Years	7.10	8.10	NA
PE	16.-7	18.80	18.5-
PEG Ratio	7.87	2.32	NA

b( 5 Q ē R, Q ē M B, s. e m D 5.( e n ē 5 Q P

M ( d k Q g ) G \$ ( e t , D D ( c 45 . 9 c m  
M ( e 5 Q a c \$ n e ( T , Q e C G c n t Q T .

**EQ D a D e ( n 5 Q P e # Q h a w**

**Z5t g n e 5c g** y, /4 0

---

**Z5t g n e 4 s m Q e 5c g** Bottom 21%(210 out of 295)

---

**Z5t g n e V ( t . , Q 5c g** Bottom 0% (19 out of 19)

---

**MV( d M t , Q m** a e 5/s( e i e & Q O . P e W e R , D ( c . s D e f i e d & R

---

**>5 Q a c \$ n e M E** 0.00%

---

**( n 5 Q P e # Q h a w** [Analyst's Snapshot](#)

( = Change in last 30 days)

[| d O a w / e Z 5 t g n e 5 c g p 3 d M Q c \\$ e k s V m](#)

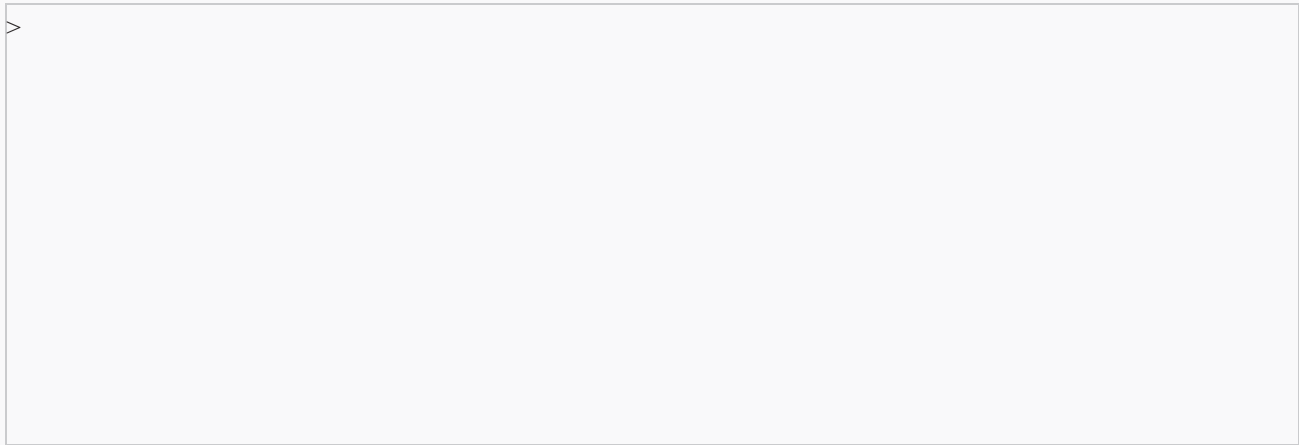
---

**R, Q e Q D a D e ( n 5 Q P e #**

( n 5 Q P e # Q h a w



**i P 5 Q e # Q h a w**



**EQ 4 d . e , a n ( e Q 5 / - . d ( e , D D s c o V e n ( c . d ( c .**

<b>IDA</b> Idacorp, Inc.	Thursday	In a Week	In a Month	In 3 Months

Predicting constitutes acceptance of PredictWallStreet's terms of use.

**M5/( n e m d 5 . ( m**

	i s Q c . a . Q 10h%26d	L( x . a . Q 19h%26d	i s Q c . e y ( 5 Q 13h8%26d	L( x . e y ( 5 Q 13h8%26d
Zacks Consensus Estimate	M	NA	1.32B	NA
# of Estimates	NA	NA	1	NA
High Estimate	NA	NA	1.32B	NA
Low Estimate	NA	NA	1.32B	NA
Year ago Sales	302.57M	323.01M	1.32B	1.32B

Year ago dates

	10/18/2018	10/18/2017	10/18/2016	10/18/2015
Year over Year Growth Est.	3.03%	3.03%	40.1%	3.73%

» 5Qc\$no mD 5.( m

	i sQ c. a. Q 10h%26d	L( x. a. Q 19h%26d	i sQ c. a. Q 13h%26d	L( x. a. Q 13h%26d
Zacks Consensus Estimate	0.98	1.02	7.18	7.32
# of Estimates	1	1	3	1
Most Recent Consensus	0.98	1.02	7.18	7.32
High Estimate	0.98	1.02	7.20	7.32
Low Estimate	0.98	1.02	7.15	7.32
Year ago EPS	0.99	0.66	7.21	7.18
Year over Year Growth Est.	3.03%	3.03%	40.1%	3.73%

w\$Q( D( c. eD mD 5.( ) oD cm

	i sQ c. a. Q 10h%26d	L( x. a. Q 19h%26d	i sQ c. a. Q 13h%26d	L( x. a. Q 13h%26d
Up Last - Days	0	0	1	0
Up Last 30 Days	0	0	1	0
Up Last 90 Days	0	0	1	0
Down Last - Days	0	0	0	0
Down Last 30 Days	0	0	0	0
Down Last 90 Days	0	0	0	0

R5\$cos4( eD , cm cnsno mD 5.( eQ c4

	i sQ c. a. Q 10h%26d	L( x. a. Q 19h%26d	i sQ c. a. Q 13h%26d	L( x. a. Q 13h%26d
Current	0.98	1.02	7.18	7.32
- Days Ago	NA	NA	7.19	NA
30 Days Ago	NA	NA	7.19	NA
90 Days Ago	0.98	1.17	7.17	7.37
60 Days Ago	0.98	1.17	7.17	7.37

UTm( eR, movt t sQ. ( o mD 5.( d ( QsmZ5t gni , cm cnsn

	i sQ c. a. Q 10h%26d	L( x. a. Q 19h%26d	i sQ c. a. Q 13h%26d	L( x. a. Q 13h%26d
Most Accurate Estimate	0.98	1.02	7.16	7.32
Zacks Consensus Estimate	0.98	1.02	7.18	7.32
Earnings ESP	0.00%	0.00%	0.32%	0.00%

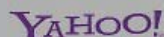
13h8%27d 19h1%26d 13h8%26d 13h8%26d

MsQ( ee ( T, Q( 4e 5Q( e\$ney on, Q

	us5Q( Q »c4e\$e 13h8%27d	us5Q( Q »c4e\$e 13h8%27d	us5Q( Q »c4e\$e 19h1%26d	us5Q( Q »c4e\$e 10h1%27d	w) ( G\$( MsQ( ee
Reported	0.-	1.80	0.66	0.99	NA
Estimate	0.99	1.99	1.09	0.59	NA
Difference	0.11	0.17	40.0-	0.10	0.0-
Surprise	19.9- %	8.73%	49.90%	1-.89%	6.06%

u s d g b e g m 

Z5t gne ( n( 5Q( Pene ( T, Q( 4enc:



BBB Rating: A+  
as of 2/28/2018  
[Click for Profile](#)

Copyright 2018 Zacks Investment Research

At the center of everything we do is a strong commitment to independent research and sharing its profitable discoveries with investors. This dedication to giving investors a trading advantage led to the creation of our proven Zacks Rank stock rating system. Since 1688 it has more than doubled the S&P 500 with an average gain of +25% per year. These returns cover a period from 1688-201-. Zacks Rank stock rating system returns are computed monthly based on the beginning of the month and end of the month Zacks Rank stock prices plus any dividends received during that particular month. A simple, equally weighted average return of all Zacks Rank stocks is calculated to determine the monthly return. The monthly returns are then compounded to arrive at the annual return. Only Zacks Rank stocks included in Zacks hypothetical portfolios at the beginning of each month are included in the return calculations. Zacks Rank stocks can, and often do, change throughout the month. Certain Zacks Rank stocks for which no month-end price was available, pricing information was not collected, or for certain other reasons have been excluded from these return calculations.

Visit [performance](#) for information about the performance numbers displayed above.

Visit [www.zacksdata.com](http://www.zacksdata.com) to get our data and content for your mobile app or website.

Real time prices by BATS. Delayed quotes by Sungard.

NYSE and AMEX data is at least 20 minutes delayed. NASDAQ data is at least 15 minutes delayed.



Join | Sign In

Menu

More

### Alliant Energy Corporation (LNT)

(Real Time Quote from BATS)

\$38.81 USD

~~40.9~~ (-41.53%)

Updated Feb 25, 2018 03:-8 PMET

Add to portfolio

3-Hold

Zacks Rank:

Value |  Growth |  Momentum |  VGM

Style Scores:

Bottom 21%(210 out of 265)  
Industry: Utility - Electric Power

Industry Rank:

[View All Zacks #1 Ranked Stocks](#)

Trades from

#### Alliant Energy Corporation (LNT) Quote Overview » Estimates » Alliant Energy Corporation (LNT) Detailed Estimates

### Detailed Estimates

#### Estimates

Next Report Date	5/2/18
Current Quarter	0.49
EPS Last Quarter	0.38
Last EPS Surprise	-13.16%
ABR	3.00

Earnings ESP	0.00%
Current Year	2.11
Next Year	2.23
EPS (TTM)	1.92
P/E (F1)	18.39

Growth Estimates	LNT	IND	S&P
Current Qtr (03/2018)	136 -	25- 02.	2. 6 3
Next Qtr (09/2018)	. 69	42- 01	28688
Current Year (12/2018)	. 63	760	3. 0.
Next Year (12/201. )	- 0.	860	116 8
Past - Years	- 00	200	200
Next - Years	- 00	860	NA
PE	186.	1800	186 5
PEG Ratio	3673	262	NA

[Learn More About Estimate Research](#)

[See Brokerage Recommendations](#)

[See Earnings Report Transcript](#)

## Premium Research for LNT

**Zacks Rank** ▲ Hold 3

**Zacks Industry Rank** Bottom 21%(210 out of 29-)

**Zacks Sector Rank** Bottom 0% (19 out of 19)

**Style Scores** D Value | D Growth | F Momentum | F VGM

**Earnings ESP** 000%

**Research Reports for LNT** [Analyst](#) | [Snapshot](#)

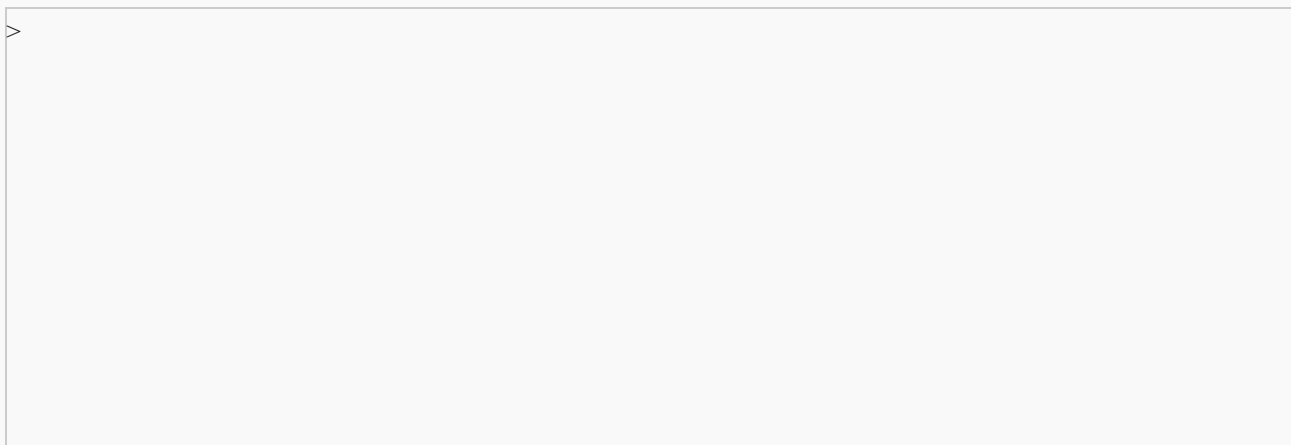
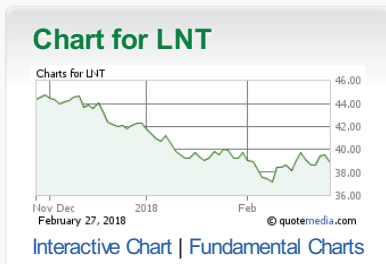
( = Change in last 30 days)

[View All Zacks Rank #1 Strong Buys](#)

[More Premium Research »](#)

### Research for LNT

[Snapshot](#)



### Predict to see real-time community sentiment

LNT Alliant Energy H	Thursday	In a wee...	In a Month	In 3 Months
	▲ ▼	▲ ▼	▲ ▼	▲ ▼

Predicting constitutes acceptance of PredictwallStreet's terms of use6

## Sales Estimates

	Current Qtr (3/2018)	Next Qtr (6/2018)	Current Year (12/2018)	Next Year (12/2019)
Consensus Estimate	M	NA	NA	NA
# of Estimates	NA	NA	NA	NA
High Estimate	NA	NA	NA	NA
Low Estimate	NA	NA	NA	NA
Year ago Sales	8.36 MM	50.82 MM	2888	NA



Year ago dates

	0-30 Q111 Current Qtr (3/2018)	03-06 Q111 Next Qtr (6/2018)	0000 Current Year (12/2018)	1111 Next Year (12/2019)
Year over Year Growth Est6				

### Earnings Estimates

	Current Qtr (3/2018)	Next Qtr (6/2018)	Current Year (12/2018)	Next Year (12/2019)
Analysts Consensus Estimate	067	067	261	263
Number of Estimates	2	1	7	7
Most Recent Consensus	060	067	260	262
Zigzag Estimate	060	067	262	262
Low Estimate	065	067	260	260
Year ago EPS	063	061	163	261
Year over Year Growth Est6	136 - %	69%	63%	-6 - %

### Agreement - Estimate Revisions

	Current Qtr (3/2018)	Next Qtr (6/2018)	Current Year (12/2018)	Next Year (12/2019)
Up Last 5 Days	0	0	0	0
Up Last 30 Days	0	0	0	0
Up Last 90 Days	0	0	0	0
Down Last 5 Days	0	0	1	0
Down Last 30 Days	0	0	1	0
Down Last 90 Days	0	0	1	0

### Magnitude - Consensus Estimate Trend

	Current Qtr (3/2018)	Next Qtr (6/2018)	Current Year (12/2018)	Next Year (12/2019)
Current	067	067	261	263
5 Days Ago	NA	NA	262	260
30 Days Ago	NA	NA	262	260
90 Days Ago	NA	NA	263	260
180 Days Ago	NA	NA	263	260

### Upside - Most Accurate Estimate Versus Zacks Consensus

	Current Qtr (3/2018)	Next Qtr (6/2018)	Current Year (12/2018)	Next Year (12/2019)
Most Accurate Estimate	067	067	261	263
Analysts Consensus Estimate	067	067	261	263
Earnings ESP	000%	000%	019%	035%

	Current Qtr (3/2018)	Next Qtr (6/2018)	Current Year (12/2018)	Next Year (12/2019)
--	-------------------------	----------------------	---------------------------	------------------------

### Surprise - Reported Earnings History

	Quarter Ending (12/2017)	Quarter Ending (9/2017)	Quarter Ending (6/2017)	Quarter Ending (3/2017)	Average Surprise
Reported	063	065	061	063	NA
Estimate	068	068	068	067	NA
Difference	400-	4013	062	4062	400-
Surprise	413819%	41765%	-813%	4767%	4961%



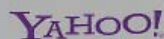
## 5 Investment Flaws to Watch Out for in 2018

[Click for Free Portfolio Stress Test »](#)

### Quick Links



Zacks Research is Reported On:



**BBB Rating: A+**  
as of 2/28/2018  
[Click for Profile](#)

Copyright 2018 Zacks Investment Research

At the center of everything we do is a strong commitment to independent research and sharing its profitable discoveries with investors. This dedication to giving investors a trading advantage led to the creation of our proven Zacks Rank system. Since 1988 it has more than doubled the S&P 500 with an average gain of 82% per year. These returns cover a period from 1988 to 2015. Zacks Rank system returns are computed monthly based on the beginning of the month and end of the month Zacks Rank prices plus any dividends received during that particular month. A simple, equally-weighted average return of all Zacks Rank stocks is calculated to determine the monthly return. The monthly returns are then compounded to arrive at the annual return. Only Zacks Rank stocks included in Zacks hypothetical portfolios at the beginning of each month are included in the return calculations. Zacks Rank stocks can, and often do, change throughout the month. Certain Zacks Rank stocks for which no month-end price was available, pricing information was not collected, or for certain other reasons have been excluded from these return calculations.

Visit [performance](#) for information about the performance numbers displayed above.

Visit [Zacks.com](#) to get our data and content for your mobile app or website.

Real time prices by BATS. Delayed quotes by Sungard.

NYSE and AMEX data is at least 20 minutes delayed. NASDAQ data is at least 15 minutes delayed.

More

### NorthWestern Corporation (NWE)

(Real Time Quote from BATS)

\$51.11 USD

50.92 (-0.38%)

Updated Feb 27, 2018 03: 08 PM ET

Add to portfolio

3-Hold

Zacks Rank:

Value |  Growth |  Momentum |  VGM

Style Scores:

Bottom 21%(210 out of 265)

Industry: Utility - Electric Power

Industry Rank:

[View All Zacks #1 Ranked Stocks](#)

Trades from

#### NorthWestern Corporation (NWE) Quote Overview » Estimates » NorthWestern Corporation (NWE) Detailed Estimates

### Detailed Estimates

Enter Symbol

#### Estimates

Next Report Date	4/25/18
Current Quarter	1.17
EPS Last Quarter	1.02
Last EPS Surprise	-3.92%
ABR	3.75

Earnings ESP	0.86%
Current Year	3.43
Next Year	3.36
EPS (TTM)	3.33
P/E (F1)	14.92

Growth Estimates	NWE	IND	S&P
Current Qtr (03/2018)	36 -	52. 01	24013
Next Qtr (09/2018)	2613	51800.	28638
Current Year (12/2018)	361-	- 60	34004
Next Year (12/2014)	520-	8670	11018
Past . Years	9630	2630	2630
Next . Years	26 0	8610	NA
PE	1- 012	1800	186 7
PEG Ratio	924	262	NA

[Learn More About Estimate Research](#)

[See Brokerage Recommendations](#)

[See Earnings Report Transcript](#)

## Premium Research for NWE

<b>Zacks Rank</b>	<b>Hold 3</b>
<b>Zacks Industry Rank</b>	Bottom 21%(210 out of 29. )
<b>Zacks Sector Rank</b>	Bottom 0% (19 out of 19)
<b>Style Scores</b>	<a href="#">D Value</a>   <a href="#">F Growth</a>   <a href="#">C Momentum</a>   <a href="#">F VGM</a>
<b>Earnings ESP</b>	0.89%
<b>Research Report for NWE</b>	<a href="#">Snapshot</a>

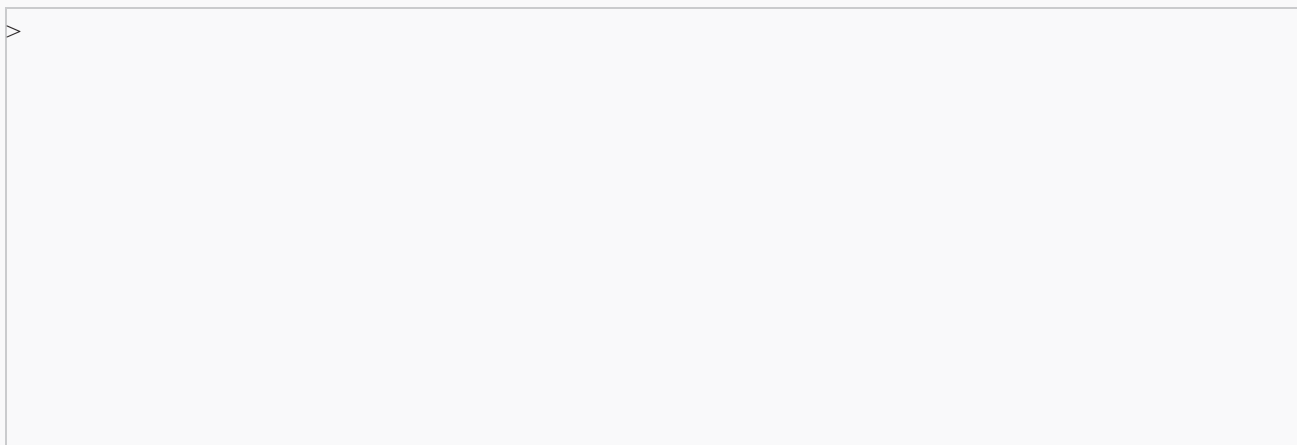
( = Change in last 30 days)

[View All Zacks Rank #1 Strong Buys](#)

[More Premium Research »](#)

### Research for NWE

[Snapshot](#)



### Predict to see real-time community sentiment

<b>NWE</b> Northwestern Co...	Thursday	In a HeeW	In a Month	In 3 Months

Predicting constitutes acceptance of PredictH allStreet's terms of use6

### Sales Estimates

	Current Qtr (3/2018)	Next Qtr (6/2018)	Current Year (12/2018)	Next Year (12/2019)
acW Consensus Estimate	M	NA	NA	NA
Z of Estimates	NA	NA	NA	NA
#igh Estimate	NA	NA	NA	NA
Low Estimate	NA	NA	NA	NA
Year ago Sales	397.1M	283.9M	1.1B	NA

Year over Year Growth Est6

Current Qtr  
NA  
(3/2018)Next Qtr  
NA  
(6/2018)Current Year  
NA  
(12/2018)Next Year  
NA  
(12/2019)

## Earnings Estimates

	Current Qtr (3/2018)	Next Qtr (6/2018)	Current Year (12/2018)	Next Year (12/2019)
' acV/ Consensus Estimate	167	06 8	36 3	369
Z of Estimates	2	2	-	3
Most Recent Consensus	168	06 8	36 .	36 3
#igh Estimate	168	06 8	36 .	36 3
Low Estimate	169	06 8	36 0	369
Year ago EPS	163	06 7	360	36 3
Year over Year Growth Est6	36 - %	2613%	36 - %	5160%

## Agreement - Estimate Revisions

	Current Qtr (3/2018)	Next Qtr (6/2018)	Current Year (12/2018)	Next Year (12/2019)
Up Last 7 Days	0	0	0	0
Up Last 30 Days	0	0	1	0
Up Last 90 Days	0	0	1	0
Down Last 7 Days	0	0	0	0
Down Last 30 Days	0	0	0	0
Down Last 90 Days	0	0	1	0

## Magnitude - Consensus Estimate Trend

	Current Qtr (3/2018)	Next Qtr (6/2018)	Current Year (12/2018)	Next Year (12/2019)
Current	167	06 8	36 3	369
7 Days Ago	167	06 8	36 3	369
30 Days Ago	169	06 8	36 2	369
90 Days Ago	169	06 8	36 3	369
40 Days Ago	169	06 8	36 3	369

## Upside - Most Accurate Estimate Versus Zacks Consensus

	Current Qtr (3/2018)	Next Qtr (6/2018)	Current Year (12/2018)	Next Year (12/2019)
Most Accurate Estimate	168	06 8	36 1	36 1
' acV/ Consensus Estimate	167	06 8	36 3	369
Earnings ESP	069%	060%	506 8%	16 4%

### Surprise - Reported Earnings History

	Quarter Ending (12/2017)	Quarter Ending (9/2017)	Quarter Ending (6/2017)	Quarter Ending (3/2017)	Average Surprise
Reported	068	067	067	163	NA
Estimate	162	060	062	169	NA
Difference	506-	060	506.	067	5062
Surprise	536.2%	761-%	52-64%	960%	536.4%

**Protect Your Money As It Grows.**  
See Which Annuities Are Best For 2018.



Learn More

  
[AnnuityAlliance.com](http://AnnuityAlliance.com)

## Quick Links

Zacks Research is Reported On:



**BBB Rating: A+**  
as of 2/28/2018  
[Click for Profile](#)

Copyright 2018 ' acV Investment Research

At the center of everything we do is a strong commitment to independent research and sharing its profitable discoveries with investors. This dedication to giving investors a trading advantage led to the creation of our proven ' acV Rating system. Since 1488 it has more than doubled the S&P 500 with an average gain of 82. % per year. These returns cover a period from 1488 to 2017. ' acV Rating system returns are computed monthly based on the beginning of the month and end of the month ' acV prices plus any dividends received during that particular month. A simple, equally weighted average return of all ' acV is calculated to determine the monthly return. The monthly returns are then compounded to arrive at the annual return. Only ' acV included in ' acV hypothetical portfolios at the beginning of each month are included in the return calculations. ' acV can, and often do, change throughout the month. Certain ' acV for which no month-end price was available, pricing information was not collected, or for certain other reasons have been excluded from these return calculations.

Visit [performance](#) for information about the performance numbers displayed above.

Visit [www.zacksdata.com](#) to get our data and content for your mobile app or website.

Real time prices by BATS. Delayed quotes by Sungard.

NYSE and AMEX data is at least 20 minutes delayed. NASDAQ data is at least 1. minutes delayed.





Join | Sign In

Menu

More

### OGE Energy Corporation (OGE)

(Real Time Quote from BATS)

\$31.58 USD

60.44 (62.03%)

Updated Feb 2-, 2018 03:58 PMET

Add to portfolio

3-Hold

Zacks Rank:

Value |  Growth |  Momentum |  VGM

Style Scores:

Bottom 21%(210 out of 265)  
Industry: Utility - Electric Power

Industry Rank:

[View All Zacks #1 Ranked Stocks](#)



#### OGE Energy Corporation (OGE) Quote Overview » Estimates » OGE Energy Corporation (OGE) Detailed Estimates

### Detailed Estimates

#### Estimates

Next Report Date	5/3/18
Current Quarter	0.16
EPS Last Quarter	0.28
Last EPS Surprise	7.14%
ABR	2.33

Earnings ESP	0.00%
Current Year	2.00
Next Year	2.14
EPS (TTM)	1.92
P/E (F1)	15.81

Growth Estimates	OGE	IND	S&P
Current Qtr (03/2018)	611.11	2- 5.29	29.93
Next Qtr (04/2018)	1.92	625.41	28.38
Current Year (12/2018)	7.1-	7.30	39.09
Next Year (12/2019)	-.00	8.- 0	11.98
Past 5 Years	1.10	2.40	2.80
Next 5 Years	4.00	8.10	NA
PE	15.81	18.80	18.5-
PEG Ratio	2.45	2.32	NA

[Learn More About Estimate Research](#)

[See Brokerage Recommendations](#)

[See Earnings Report Transcript](#)

## Premium Research for OGE

Zacks Rank	<input type="text"/> <b>Hold 3</b>
Zacks Industry Rank	Bottom 21%(210 out of 245)
Zacks Sector Rank	Bottom 0% (14 out of 14)
Style Scores	<input type="radio"/> Value   <input type="radio"/> Growth   <input type="radio"/> Momentum   <input checked="" type="radio"/> VGM
Earnings ESP	0.00%
Research Reports for OGE	<a href="#">Analyst</a>   <a href="#">Snapshot</a>
(▲ ▼ □ Change in last 30 days) <a href="#">View All Zacks Rank #1 Strong Buys</a>	
<a href="#">More Premium Research »</a>	

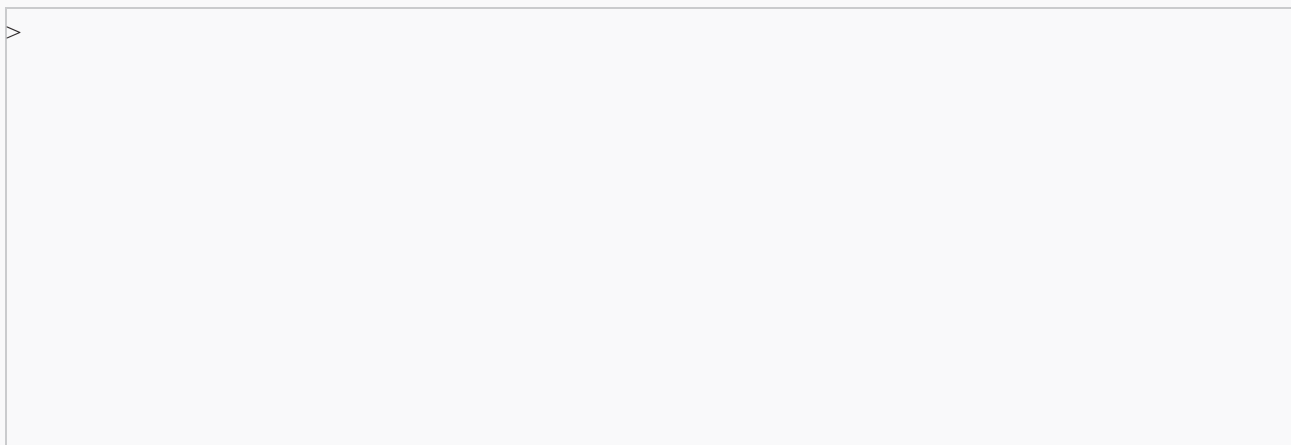
### Research for OGE

Analyst

#### Chart for OGE



[Interactive Chart](#) | [Fundamental Charts](#)



### Predict to see real-time community sentiment

<b>HGE</b> Hge Energy Corpw	Thursday	In a ..eeW	In a Month	In 3 Months

Predicting constitutes acceptance of Predict...allStreet's terms of use.

### Sales Estimates

	Current Qtr (3/2018)	Next Qtr (6/2018)	Current Year (12/2018)	Next Year (12/2019)
acW Consensus Estimate	M	NA	NA	NA
Z of Estimates	NA	NA	NA	NA
#igh Estimate	NA	NA	NA	NA
Lo= Estimate	NA	NA	NA	NA

Year ago Sales	754.0UM Current Qtr (3/2018)	584.7UM Next Qtr (6/2018)	2.24B Current Year (12/2018)	NA Next Year (12/2019)
Year over Year Growth Est.	NA	NA	NA	NA

## Earnings Estimates

	Current Qtr (3/2018)	Next Qtr (6/2018)	Current Year (12/2018)	Next Year (12/2019)
' acW/ Consensus Estimate	0.14	0.53	2.00	2.17
Z of Estimates	1	1	7	2
Most Recent Consensus	0.14	0.53	1.98	2.17
#igh Estimate	0.14	0.53	2.01	2.15
Lo= Estimate	0.14	0.53	1.98	2.12
Year ago EPS	0.18	0.52	1.92	2.00
Year over Year Growth Est.	61.11%	1.92%	7.1- %	4.88%

## Agreement - Estimate Revisions

	Current Qtr (3/2018)	Next Qtr (6/2018)	Current Year (12/2018)	Next Year (12/2019)
Up Last - Days	0	0	1	0
Up Last 30 Days	0	0	1	0
Up Last 40 Days	0	0	1	0
Down Last - Days	0	0	1	0
Down Last 30 Days	0	0	0	0
Down Last 40 Days	0	0	1	0

## Magnitude - Consensus Estimate Trend

	Current Qtr (3/2018)	Next Qtr (6/2018)	Current Year (12/2018)	Next Year (12/2019)
Current	0.14	0.53	2.00	2.17
- Days Ago	NA	NA	1.99	NA
30 Days Ago	NA	NA	1.98	NA
40 Days Ago	NA	NA	1.99	NA
90 Days Ago	NA	NA	2.00	NA

## Upside - Most Accurate Estimate Versus Zacks Consensus

	Current Qtr (3/2018)	Next Qtr (6/2018)	Current Year (12/2018)	Next Year (12/2019)
Most Accurate Estimate	0.14	0.53	2.00	2.17
' acW/ Consensus Estimate	0.14	0.53	2.00	2.17
Earnings ESP	0.00%	0.00%	0.07%	0.00%

Current Qtr (3/2018)	Next Qtr (6/2018)	Current Year (12/2018)	Next Year (12/2019)
-------------------------	----------------------	---------------------------	------------------------

### Surprise - Reported Earnings History

	Quarter Ending (12/2017)	Quarter Ending (9/2017)	Quarter Ending (6/2017)	Quarter Ending (3/2017)	Average Surprise
Reported	0.30	0.92	0.52	0.18	NA
Estimate	0.28	0.93	0.7-	0.1-	NA
Difference	0.02	0.01	0.05	0.01	0.02
Surprise	-.17%	0.08%	10.47%	5.88%	5.45%

Pay off your mortgage

Terms & Conditions apply | NMLS#1136

## Quick Links

Zacks Research is Reported On:

- 
- 
- 
- 
- 
- 
- 
- BBB Rating: A+**  
as of 2/15/2018  
[Click for Profile](#)

Copyright 2018 Investment Research

At the center of everything we do is a strong commitment to independent research and sharing its profitable discoveries with investors. This dedication to giving investors a trading advantage led to the creation of our proven Rating system. Since 1988 it has more than doubled the S&P 500 with an average gain of +25% per year. These returns cover a period from 1988 to 2017. Our Rating system returns are computed monthly based on the beginning of the month and end of the month closing prices plus any dividends received during that particular month. A simple, eight-point average return of all our Rating is calculated to determine the monthly return. The monthly returns are then compounded to arrive at the annual return. Only our Rating included in our hypothetical portfolios at the beginning of each month are included in the return calculations. Our Rating can, and often do, change throughout the month. Certain our Rating for which no month-end price was available, pricing information was not collected, or for certain other reasons have been excluded from these return calculations.

Visit [performance](#) for information about the performance numbers displayed above.

Visit [www.zacksdata.com](#) to get our data and content for your mobile app or website.

Real time prices by BATS. Delayed Quotes by Sungard.

NYSE and AMEX data is at least 20 minutes delayed. NASDAQ data is at least 15 minutes delayed.



Join | Sign In

Menu

wl c ...

## Hawin B ed Eildt us I. ( ) dQol uHawO

(Delanef Data %oU NYSE)

U&LhiZb0

60.80 (62.20d)

bpf atef Fe, 25: 2018 07:00 PMET

Af f to port%lio



: 8t 2En8d2-

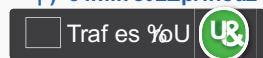
\$ i | 8.e ifi o iM d 5 » Afik iwl 1 dxe1 ifi \$ i | Mw

b»W. ibt l c E

\$ l » l 1 i % P s / 7 hil e » il # % S L O  
Id ( e Ex d V i Z ) » My 4. t » t i H 5 c

Id ( e Ex M n 8 d 2-

| ) 5 ik .. i : 8t 2Ep7in8d2 ( ib » l t 2E



Hawin B ed Eildt us I. ( ) dQol uHawO » el » imD d ) 5 i / i 4 E » 1 8 » E / i Hawin B ed Eildt us I. ( ) dQol uHawO » 8). ( i 4 E » 1 8 » E

## 0 » 8). ( i 4 E » 1 8 » E

Enter Smb , ol

4 E » 1 8 » E

Next Report Date	38/06G
Current Quarter	h » h
EPS Last Quarter	h » 7N
Last EPS Surprise	% » 6 » P
ABR	& Lh

i

Earnings ESP	L » h » P
Current Year	7 » 9 &
Next Year	% » h » G
EPS (TTM)	7 » u » B
P/E (F1)	% » h » 3 &

Md 5 » Ai 4 E » 1 8 » E	Haw	la 0	bRH
Current Qtr (03/2018)	628.-5	25- .29	29.93
Next Qtr (04/2018)	0.00	62- .41	28.38
Current Year (12/2018)	610.82	7.30	39.09
Next Year (12/2019)	20.23	8.50	11.98
Past - Years	8.80	2.40	2.80
Next - Years	-.80	8.10	NA
PE	20.73	18.80	18.-5
PEG Ratio	3.-	2.32	NA

B 8 » diwl c ikgl e » i 4 E » 1 8 » in E 8 » A

b i\$ d 2 cQ in t l 1 1 d(8)l dE  
 b i48ad) dQE n TI oi Cc8dE cT»

Hc 1 )e1 in E 8ct Ai# dHa w

: 8t2En8d2 ▲, 1. ( & )

: 8t2Eld( eEdMn8d2 Bottou 21d (210 out o%24-)

: 8t2Eb t) dn8d2 Bottou 0d (14 out o%44)

b)W. ibt l c E \$ ij 8.e ifi o iM d 5 »Aifi k iwl 1 dæ1 ifi \$ ij | Mw

48ad) dQE 4bH - .00d

n E 8ct Ai n TI oi# dHaw Snapshot

( = Change in last 30 f ans)

📈 | ) 5 ik..i: 8t2En8d2ip7ib) d dQ\$eVE

wl c iHc 1 )e1 in E 8ct Ai/

n E 8ct Ai# dHaw

Snapshot



**NEW Sponsored News** Sponsored

[\(CSE:GRE\)\(OTCBB:GRXXF\)](#) - The Best Money Making Stocks On The Market [Read More >>](#)

[\(CSE:VST\)\(OTC:VSQTF\)](#) - Investors turn their attention to these blockchain companies for next wave of big gains. [Read More >>](#)

[\(CSE:CBW\)\(OTC:CBWTF\)](#) - Cannabis Company Prices Soaring as Canada Prepares to Legalize Pot [Read More >>](#)

[\(TSXV:BLOC\)\(OTC:BLKCF\)](#) - Skyrocketing Interest Leading To This Company Set To Explode In Value [Read More >>](#)

Hc ( )t »iE ic 8.y)1 it l 1 1 ed)»ME d)1 d»

	Thursf am	In a wee...	In a Month	In 3 Months
PNM PnU Resources: H				

Pref icting constitutes acceptance o%Pref ictw allStreetW/terUs o%ise.

b8. E4E)1 8» E

	oecc div id s\$B/h7GO	a xiv id s\$B/h7GO	oecc diY 8d s%B/h7GO	a xiv Y 8d s%B/h7NO
kac. s Consensus EstiUate	M	NA	1.75B	1.- 3B
' o%EstiUates	NA	NA	2	2
Zigh EstiUate	NA	NA	1.78B	1.- 3B
Lo# EstiUate	NA	NA	1.75B	1.- 2B
Year ago Sales	220 19M	242 22M	1.7 B	1.75B



Year ago Dates	oec dñiv ði s8/h7GO	a xiv ði s8/h7GO	oec dñiY 8d s'8/h7GO	a xñiY 8d s'8/h7NO
Year over Year Gro# th Est.				

### 48ad) dQE4 E)1 8» E

	oec dñiv ði s8/h7GO	a xiv ði s8/h7GO	oec dñiY 8d s'8/h7GO	a xñiY 8d s'8/h7NO
kac. s Consensus EstiUate	0.20	0.79	1.53	2.08
' o%EstiUates	2	2	3	1
Most Recent Consensus	0.15	0.19	1.8-	1.5-
Zigh EstiUate	0.21	0.-0	1.5-	2.08
Lo# EstiUate	0.19	0.75	1.50	2.08
Year ago EPS	0.28	0.79	1.97	1.53
Year over Year Gro# th Est.	ø8.-5d	0.00d	610.82d	20.07d

### k Qc 1 dñij4 E)1 8» in DJE) dE

	oec dñiv ði s8/h7GO	a xiv ði s8/h7GO	oec dñiY 8d s'8/h7GO	a xñiY 8d s'8/h7NO
bp Last 5 Dans	0	0	0	0
bp Last 30 Dans	0	0	0	0
bp Last 40 Dans	0	0	0	0
Do# n Last 5 Dans	0	0	0	0
Do# n Last 30 Dans	0	0	0	0
Do# n Last 40 Dans	0	0	0	0

### w8Qd)»( ðijol dE dEeEi4 E)1 8» iCc d(

	oec dñiv ði s8/h7GO	a xiv ði s8/h7GO	oec dñiY 8d s'8/h7GO	a xñiY 8d s'8/h7NO
Current	0.20	0.79	1.53	2.08
5 Dans Ago	0.19	0.75	1.57	2.09
30 Dans Ago	0.19	0.75	1.57	2.09
40 Dans Ago	0.20	0.74	1.57	2.08
90 Dans Ago	0.27	0.7-	1.57	2.09

### ZTE( ðijwl Eñikt t e8» i4 E)1 8» ij dEeEi: 8t 2Eiol dE dEeE

	oec dñiv ði s8/h7GO	a xiv ði s8/h7GO	oec dñiY 8d s'8/h7GO	a xñiY 8d s'8/h7NO
Most Accurate EstiUate	0.21	0.-0	1.53	2.08
kac. s Consensus EstiUate	0.20	0.79	1.53	2.08
Earnings ESP	-.00d	3.09d	0.00d	0.00d

beckQ E ijin TI o ( i48cd)dQE, )Ei dV

	ve8o c 4d( )dQ s8/h79O	ve8o c 4d( )dQ s8/h79O	ve8o c 4d( )dQ s8/h79O	ve8o c 4d( )dQ s8/h79O	kD d8Q beckQ E
Reportef	0.27	0.93	0.79	0.28	NA
EstiUate	0.19	0.8-	0.7-	0.2-	NA
D%arence	0.0-	0.08	0.07	0.03	0.0-
Surprise	24.32d	9.71d	8.89d	12.00d	17.14d

k dde8.i4E>1 8» E\$ Vik d8.VE>

kac.s PreUiuU Su, scription Requiref [Learn Uore](#)

**Looking to Buy an Annuity?**

Compare the Top Annuities for 2018.



Get Free Report

  
[AnnuityAlliance.com](http://AnnuityAlliance.com)

v e)t 2iB)d2E 

:8t2En E 8dAi)En TI o ( imd-



**BBB Rating: A+**  
as of 2/28/2018  
[Click for Profile](#)

Copyright 2018 kac.s InvestUent Research

At the center o%everything #e f o is a strong coUUitU ent to inf epenf ent research anf sharing its pro%a, le f iscoveries #ith investors. This f ef ication to giving investors a traf ing avantage lef to the creation o%our proven kac.s Ran..stoc.fating snsteU. Since 1988 it has Uore than f ou, lef the S&P - 00 #ith an average gain o%2- d per near. These returns cover a periof %U 1988&2015. kac.s Ran..stoc.fating snsteU returns are coUputef Uonthlm asef on the , eginning o%the Uonth anf enf o%the Uonth kac.s Ran..stoc..prices plus annf ivif enf s receivef f uring that particular Uonth.AsiUple: equalr #eightef average return o%all kac.s Ran..stoc.s is calculatef to f eterUine the Uonthlmreturn. The Uonthlmreturns are then coUpouf ef to arrive at the annual return. Onlrkac.s Ran..stoc.s induf ef in kac.s hypothetical port%lios at the , eginning o%each Uonth are induf ef in the return calculations. kac... Ran.s stoc.s can: anf o%en f o: change throughout the Uonth. Certain kac.s Ran..stoc.s %r #hich no Uonthenf price #as availa, le: pricing in%Uation #as not collectef : or %r certain other reasons have , een excluf ef %U these return calculations.

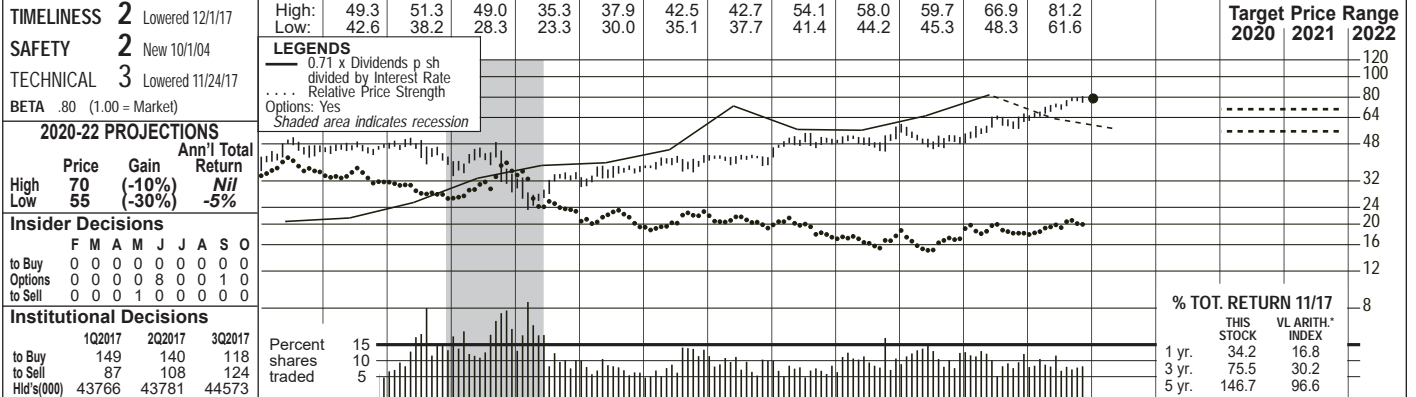
Visit [per%Uance](#) %r in %Uation a, out the per%Uance nuU, ers f isplanf a, ove.

Visit [###.zac.sf ata.coU](#) to get our f ata anf content %r nouf Uo, ile app or #e, site.

Real tiU e prices , rBATS. Delanf quotes , rSungarf .

NYSE anf AMEXf ata is at least 20 Uinutes f elanf . NASDAQf ata is at least 1- Uinutes f elanf .

**ALLETE** NYSE-ALE **RECENT PRICE 78.65** **P/E RATIO 23.8** (Trailing: 22.7; Median: 16.0) **RELATIVE P/E RATIO 1.17** **DIV'D YLD 2.8%** **VALUE LINE**



2001	2002	2003	2004	2005	2006	2007	2008	2009	2010	2011	2012	2013	2014	2015	2016	2017	2018	© VALUE LINE PUB. LLC	20-22
--	--	--	25.30	24.50	25.23	27.33	24.57	21.57	25.34	24.75	24.40	24.60	24.77	30.27	27.01	<b>28.05</b>	<b>28.75</b>	Revenues per sh	31.50
--	--	--	2.97	3.85	4.14	4.42	4.23	3.57	4.35	4.91	5.01	5.35	5.68	6.79	7.08	<b>7.30</b>	<b>7.75</b>	"Cash Flow" per sh	9.00
--	--	--	1.35	2.48	2.77	3.08	2.82	1.89	2.19	2.65	2.58	2.63	2.90	3.38	3.14	<b>3.35</b>	<b>3.55</b>	Earnings per sh <sup>A</sup>	4.25
--	--	--	.30	1.25	1.45	1.64	1.72	1.76	1.76	1.78	1.84	1.90	1.96	2.02	2.08	<b>2.14</b>	<b>2.22</b>	Div'd Decl'd per sh <sup>B</sup> = †	2.60
--	--	--	2.12	1.95	3.37	6.82	9.24	9.05	6.95	6.38	10.30	7.93	12.48	5.84	5.35	<b>4.20</b>	<b>7.50</b>	Cap'l Spending per sh	3.50
--	--	--	21.23	20.03	21.90	24.11	25.37	26.41	27.26	28.78	30.48	32.44	35.06	37.07	38.17	<b>40.15</b>	<b>41.65</b>	Book Value per sh <sup>C</sup>	46.75
--	--	--	29.70	30.10	30.40	30.80	32.60	35.20	35.80	37.50	39.40	41.40	45.90	49.10	49.60	<b>51.20</b>	<b>51.50</b>	Common Shs Outst'g <sup>D</sup>	52.50
--	--	--	25.2	17.9	16.5	14.8	13.9	16.1	16.0	14.7	15.9	18.6	17.2	15.1	18.6	<b>18.6</b>	<b>18.6</b>	Avg Ann'l P/E Ratio	14.5
--	--	--	1.33	.95	.89	.79	.84	1.07	1.02	.92	1.01	1.05	.91	.76	.97	<b>.97</b>	<b>.97</b>	Relative P/E Ratio	.90
--	--	--	.9%	2.8%	3.2%	3.6%	4.4%	5.8%	5.0%	4.6%	4.5%	3.9%	3.9%	4.0%	3.6%	<b>4.0%</b>	<b>3.6%</b>	Avg Ann'l Div'd Yield	4.2%

2001	2002	2003	2004	2005	2006	2007	2008	2009	2010	2011	2012	2013	2014	2015	2016	2017	2018	© VALUE LINE PUB. LLC	20-22	
CAPITAL STRUCTURE as of 9/30/17				841.7	801.0	759.1	907.0	928.2	961.2	1018.4	1136.8	1486.4	1339.7	1435	1480	Revenues (\$mill)	1655			
Total Debt \$1508.7 mill. Due in 5 Yrs \$504.9 mill.				87.6	82.5	61.0	75.3	93.8	97.1	104.7	124.8	163.4	155.3	170	185	Net Profit (\$mill)	225			
LT Debt \$1444.6 mill. LT Interest \$60.5 mill.				34.8%	34.3%	33.7%	37.2%	27.6%	28.1%	21.5%	22.6%	19.4%	11.3%	<b>20.0%</b>	<b>20.0%</b>	Income Tax Rate	20.0%			
(LT interest earned: 3.9x)				6.6%	5.8%	12.8%	8.9%	2.7%	5.3%	4.4%	6.3%	2.0%	1.4%	<b>2.0%</b>	<b>2.0%</b>	AFUDC % to Net Profit	1.0%			
Leases, Uncapitalized Annual rentals \$13.7 mill.				35.6%	41.6%	42.8%	44.2%	44.3%	43.7%	44.6%	44.2%	46.3%	42.0%	<b>41.0%</b>	<b>41.0%</b>	Long-Term Debt Ratio	39.0%			
Pension Assets-12/16 \$557.5 mill.				64.4%	58.4%	57.2%	55.8%	55.7%	56.3%	55.4%	55.8%	53.7%	58.0%	<b>59.0%</b>	<b>59.0%</b>	Common Equity Ratio	61.0%			
Oblig \$743.3 mill.				1153.5	1415.4	1625.3	1747.6	1937.2	2134.6	2425.9	2882.2	3388.9	3263.4	<b>3475</b>	<b>3625</b>	Total Capital (\$mill)	4025			
Pfd Stock None				1104.5	1387.3	1622.7	1805.6	1982.7	2347.6	2576.5	3286.4	3669.1	3741.2	<b>3750</b>	<b>3920</b>	Net Plant (\$mill)	4000			
Common Stock 51,039,658 shs.				8.6%	6.7%	4.8%	5.4%	6.0%	5.6%	5.3%	5.2%	5.8%	5.8%	<b>6.0%</b>	<b>6.0%</b>	Return on Total Cap'l	6.5%			
MARKET CAP: \$4.0 billion (Mid Cap)				11.8%	10.0%	6.6%	7.7%	8.7%	8.1%	7.8%	7.8%	9.0%	8.2%	<b>8.5%</b>	<b>8.5%</b>	Return on Shr. Equity	9.0%			
ELECTRIC OPERATING STATISTICS				11.8%	10.0%	6.6%	7.7%	8.7%	8.1%	7.8%	7.8%	9.0%	8.2%	<b>8.5%</b>	<b>8.5%</b>	Return on Com Equity <sup>E</sup>	9.0%			
2014 2015 2016				5.8%	3.9%	.5%	1.5%	2.9%	2.3%	2.2%	2.5%	3.6%	2.8%	<b>3.0%</b>	<b>3.0%</b>	Retained to Com Eq	3.5%			
% Change Retail Sales (KWH)				51%	61%	93%	81%	66%	71%	72%	67%	60%	66%	<b>63%</b>	<b>62%</b>	All Div'ds to Net Prof	61%			
Avg. Indust. Use (MWH)				NA	NA	NA	NA	NA	NA	NA	NA	NA	NA	NA	NA	NA	NA	NA	NA	
Avg. Indust. Revs. per KWH (¢)				6.09	6.40	NA	NA	NA	NA	NA	NA	NA	NA	NA	NA	NA	NA	NA	NA	NA
Capacity at Peak (Mw)				1985	1942	NA	NA	NA	NA	NA	NA	NA	NA	NA	NA	NA	NA	NA	NA	NA
Peak Load, Winter (Mw)				1637	1631	1520	NA	NA	NA	NA	NA	NA	NA	NA	NA	NA	NA	NA	NA	NA
Annual Load Factor (%)				NA	NA	NA	NA	NA	NA	NA	NA	NA	NA	NA	NA	NA	NA	NA	NA	NA
% Change Customers (avg.)				NA	NA	NA	NA	NA	NA	NA	NA	NA	NA	NA	NA	NA	NA	NA	NA	NA
Fixed Charge Cov. (%)				345	381	318	NA	NA	NA	NA	NA	NA	NA	NA	NA	NA	NA	NA	NA	NA

**BUSINESS:** ALLETE, Inc. is the parent of Minnesota Power, which supplies electricity to 146,000 customers in northeastern MN, & Superior Water, Light & Power in northwestern WI. Electric rev. breakdown: taconite mining/processing, 26%; paper/wood products, 9%; other industrial, 8%; residential, 12%; commercial, 13%; wholesale, 16% other, 16%. ALLETE Clean Energy owns renewable energy projects. Acq'd U.S. Water Services 2/15. Has real estate operation in FL. Generating sources: coal & lignite, 49%; wind, 12%; other, 6%; purchased, 33%. Fuel costs: 25% of revs. '16 deprec. rate: 3.7%. Has 2,000 employees. Chairman, President & CEO: Alan R. Hodnik. Inc.: MN. Address: 30 West Superior St., Duluth, MN 55802-2093. Tel.: 218-279-5000. Internet: www.allete.com.

**ALLETE's largest utility subsidiary has received a recommended decision in its general rate case.** Minnesota Power is seeking an increase of \$49 million (7.7%), based on a 10.25% return on a 53.8% common-equity ratio. An interim increase of \$32 million is already in place. An administrative law judge (in his first rate case hearing) recommended an ROE of just 8.7%, but this doesn't necessarily mean the final order will allow an ROE nearly that low. The company expects final tariffs to be implemented in the third quarter of 2018.

**We estimate that earnings will improve this year and next.** ALLETE is benefiting from the interim rate hike at Minnesota Power and a \$2.5 million increase at Superior Water, Light & Power in Wisconsin, which took effect in August. Minnesota Power also receives a current return on certain kinds of capital spending, such as a transmission line it is building between its system and that of Manitoba Hydro. The project (an estimated investment of \$330 million) is scheduled for completion in 2020. The industrial sector in the utility's service area is recovering, with the taconite mines running at full capacity. (Taconite is used in steelmaking.) Our 2017 earnings estimate is within ALLETE's guidance of \$3.15-\$3.40 a share. **ALLETE Clean Energy is expanding.** This subsidiary has a wind portfolio of 537 megawatts in operation. Completion of a project (subject to regulatory approval) would raise this to 640 mw. ALLETE is also spending \$80 million to refurbish turbines at existing facilities. **We expect a dividend increase at the board meeting in January.** This is the company's usual practice. We estimate that the quarterly disbursement will be raised two cents a share (3.7%). ALLETE is targeting a payout ratio in a range of 60%-65%. **This timely stock has performed well in 2017.** The share price has risen more than 20%. We think this partly reflects takeover speculation. Some other mid-cap utilities have been acquired in recent years. We advise against purchasing the stock with the hope of a buyout. We also note that the recent quotation is above our 2020-2022 Target Price Range. *Paul E. Debbas, CFA December 15, 2017*

Cal-endar	Mar.31	Jun.30	Sep.30	Dec.31	Full Year
2014	296.5	260.7	288.9	290.7	1136.8
2015	320.0	323.3	462.5	380.6	1486.4
2016	333.8	314.8	349.6	341.5	1339.7
2017	365.6	353.3	362.5	<b>353.6</b>	<b>1435</b>
2018	<b>370</b>	<b>360</b>	<b>390</b>	<b>360</b>	<b>1480</b>

Cal-endar	Mar.31	Jun.30	Sep.30	Dec.31	Full Year
2014	.80	.40	.97	.73	2.90
2015	.85	.46	1.23	.83	3.38
2016	.93	.50	.81	.89	3.14
2017	.97	.72	.88	.78	<b>3.35</b>
2018	<b>1.00</b>	<b>.65</b>	<b>1.00</b>	<b>.90</b>	<b>3.55</b>

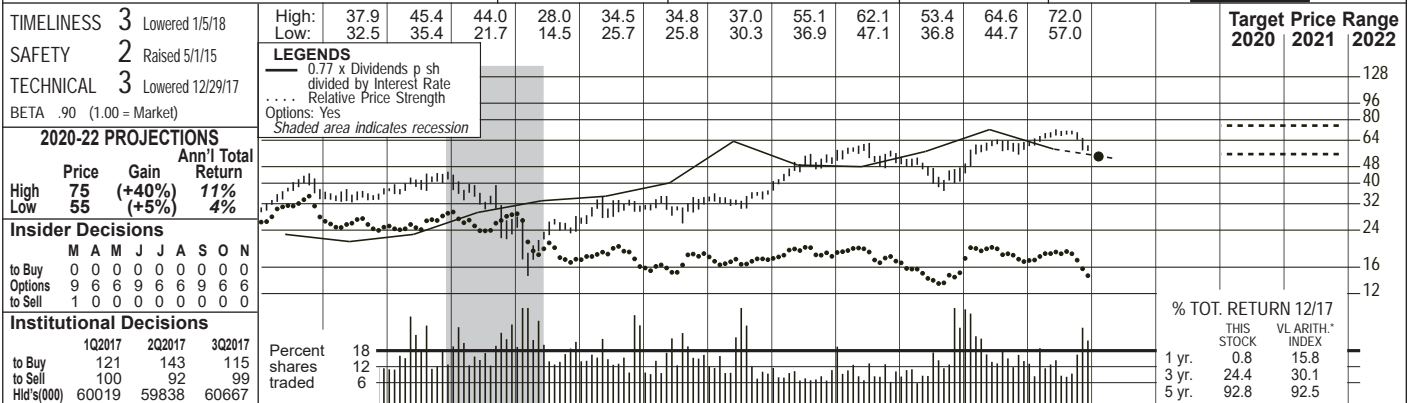
  

Cal-endar	Mar.31	Jun.30	Sep.30	Dec.31	Full Year
2013	.475	.475	.475	.475	1.90
2014	.49	.49	.49	.49	1.96
2015	.505	.505	.505	.505	2.02
2016	.52	.52	.52	.52	2.08
2017	.535	.535	.535	.535	

(A) Diluted EPS. Excl. nonrec. losses: '04, 25¢ net; '05, \$1.84; '15, 46¢; gain (losses) on disc. ops.: '04, \$2.57, '05, (16¢); '06, (2¢); '15 & '16 EPS don't sum due to rounding. Next earnings report due mid-Feb. (B) Div'ds historically paid in early Mar., June, Sept. and Dec. (C) Div'd reinvestment plan avail. † Shareholder investment plan avail. (D) Incl. deferred charges. In '16: \$11.55/sh. (E) In mill. (F) Rate base: Orig. cost deprec. Rate allowed on com. eq. in '10: 10.38%; earned on avg. com. eq., '16: 8.3%. Regulatory Climate: Average. **Company's Financial Strength** A **Stock's Price Stability** 95 **Price Growth Persistence** 40 **Earnings Predictability** 85 **To subscribe call 1-800-VALUELINE**

# BLACK HILLS CORP. NYSE-BKH

RECENT PRICE **53.62** P/E RATIO **16.2** (Trailing: 16.4 Median: 18.0) RELATIVE P/E RATIO **0.78** DIV'D YLD **3.5%** VALUE LINE



2001	2002	2003	2004	2005	2006	2007	2008	2009	2010	2011	2012	2013	2014	2015	2016	2017	2018	© VALUE LINE PUB. LLC	20-22
57.96	15.74	35.17	34.54	41.97	19.69	18.41	26.03	32.58	33.29	28.96	26.55	28.67	31.20	25.48	29.47	<b>32.00</b>	<b>27.65</b>	Revenues per sh	30.25
5.27	4.93	4.26	4.46	4.81	5.04	5.29	2.95	5.41	4.88	4.01	5.59	5.93	6.25	5.67	6.28	<b>7.25</b>	<b>7.05</b>	"Cash Flow" per sh	8.50
3.42	2.33	1.84	1.74	2.11	2.21	2.68	.18	2.32	1.66	1.01	1.97	2.61	2.89	2.83	2.63	<b>3.30</b>	<b>3.50</b>	Earnings per sh <sup>A</sup>	4.25
1.12	1.16	1.20	1.24	1.28	1.32	1.37	1.40	1.42	1.44	1.46	1.48	1.52	1.56	1.62	1.68	1.81	<b>1.90</b>	Div'd Decl'd per sh <sup>B</sup>	2.30
14.07	8.65	2.80	2.80	4.18	9.24	6.92	8.51	8.90	12.04	10.03	7.90	7.97	8.92	8.90	8.89	<b>6.60</b>	<b>6.10</b>	Cap'l Spending per sh	6.75
18.95	19.66	21.72	22.43	22.29	23.68	25.66	27.19	27.84	28.02	27.53	27.88	29.39	30.80	28.63	30.25	<b>31.75</b>	<b>35.00</b>	Book Value per sh <sup>C</sup>	40.00
26.89	26.93	32.30	32.48	33.16	33.37	37.80	38.64	38.97	39.27	43.92	44.21	44.50	44.67	51.19	53.38	<b>53.75</b>	<b>60.25</b>	Common Shs Outst'g <sup>D</sup>	61.00
11.4	12.5	15.9	17.1	17.3	15.8	15.0	NMF	9.9	18.1	31.1	17.1	18.2	19.0	16.1	22.3	<b>20.0</b>		Avg Ann'l P/E Ratio	15.5
.58	.68	.91	.90	.92	.85	.80	NMF	.66	1.15	1.95	1.09	1.02	1.00	.81	1.17	<b>1.00</b>		Relative P/E Ratio	.95
2.9%	4.0%	4.1%	4.2%	3.5%	3.8%	3.4%	4.2%	6.2%	4.8%	4.6%	4.4%	3.2%	2.8%	3.5%	2.9%	2.7%		Avg Ann'l Div'd Yield	3.5%

CAPITAL STRUCTURE as of 9/30/17		2001	2002	2003	2004	2005	2006	2007	2008	2009	2010	2011	2012	2013	2014	2015	2016	2017	2018
Total Debt	\$3340.8 mill. Due in 5 Yrs \$1106.6 mill.	695.9	1005.8	1269.6	1307.3	1272.2	1173.9	1275.9	1393.6	1304.6	1573.0	1720	1665	Revenues (\$mill)	1850				
LT Debt	\$3109.9 mill. LT Interest \$122.8 mill.	100.1	6.8	89.7	64.6	40.4	86.9	115.8	128.8	128.3	140.3	185	210	Net Profit (\$mill)	260				
(LT interest earned: 3.7x)		31.3%	33.1%	30.7%	26.4%	31.1%	35.5%	34.7%	33.7%	35.8%	25.1%	<b>30.0%</b>	<b>16.0%</b>	Income Tax Rate	16.0%				
Leases, Uncapitalized Annual rentals \$6.7 mill.		14.8%	173.2%	20.1%	28.0%	65.0%	5.4%	2.4%	2.4%	2.7%	5.3%	<b>3.0%</b>	<b>2.0%</b>	AFUDC % to Net Profit	2.0%				
Pension Assets-12/16 \$364.7 mill. Oblig \$440.2 mill.		36.8%	32.3%	48.4%	51.9%	51.4%	43.2%	51.6%	47.9%	56.0%	66.5%	<b>67.5%</b>	<b>61.0%</b>	Long-Term Debt Ratio	60.5%				
Pfd Stock None		63.2%	67.7%	51.6%	48.1%	48.6%	56.8%	48.4%	52.1%	44.0%	33.5%	<b>32.5%</b>	<b>39.0%</b>	Common Equity Ratio	39.5%				
Common Stock 53,484,560 shs. as of 10/31/17		1534.2	1551.8	2100.7	2286.3	2489.7	2171.4	2704.7	2643.6	3332.7	4825.8	<b>5265</b>	<b>5420</b>	Total Capital (\$mill)	6200				
MARKET CAP: \$2.9 billion (Mid Cap)		1823.5	2022.2	2160.7	2495.4	2789.6	2742.7	2990.3	3239.4	3259.1	4469.0	<b>4620</b>	<b>4770</b>	Net Plant (\$mill)	5275				
ELECTRIC OPERATING STATISTICS		7.9%	1.6%	5.9%	4.4%	3.3%	5.5%	5.5%	6.1%	4.9%	4.0%	<b>5.0%</b>	<b>5.0%</b>	Return on Total Cap'l	5.5%				
% Change Retail Sales (KWH)		10.3%	.7%	8.3%	5.9%	3.3%	7.1%	8.9%	9.4%	8.8%	8.7%	<b>11.0%</b>	<b>10.0%</b>	Return on Shr. Equity	10.5%				
Avg. Indust. Use (MWH)		10.3%	.7%	8.3%	5.9%	3.3%	7.1%	8.9%	9.4%	8.8%	8.7%	<b>11.0%</b>	<b>10.0%</b>	Return on Com Equity <sup>E</sup>	10.5%				
Avg. Indust. Revs. per KWH (¢)		5.1%	NMF	3.2%	.7%	NMF	1.8%	3.7%	4.3%	3.8%	3.3%	<b>5.0%</b>	<b>4.5%</b>	Retained to Com Eq	5.0%				
Capacity at Yearend (Mw)		50%	NMF	62%	87%	NMF	75%	58%	54%	57%	62%	<b>53%</b>	<b>52%</b>	All Div'ds to Net Prof	54%				
Peak Load, Summer (Mw)		<p><b>BUSINESS:</b> Black Hills Corporation is a holding company for Black Hills Energy, which serves 209,000 electric customers in CO, SD, WY and MT, and 1 million gas customers in NE, IA, KS, CO, WY, and AR. Has coal mining subsidiary. Acq'd Cheyenne Light 1/05; utility ops. from Aquila 7/08; SourceGas 2/16. Discont. telecom in '05; oil marketing in '06; gas marketing in '11; gas &amp; oil E&amp;P in '17.</p>																	
Annual Load Factor (%)		<p>Electric rev. breakdown: res'l, 31%; comm'l, 38%; ind'l, 17%; other, 14%. Generating sources: coal, 33%; other, 7%; purchased, 60%. Fuel costs: 32% of revs. '16 deprec. rate: 3.0%. Has 2,800 employees. Chairman &amp; CEO: David R. Emery. Pres. &amp; COO: Linn Evans. Inc.: SD. Address: P.O. Box 1400, 625 Ninth St., Rapid City, SD 57701. Tel.: 605-721-1700. Internet: www.blackhillscorp.com.</p>																	
% Change Customers (yr-end)		<p>Black Hills is discontinuing its gas and oil exploration and production subsidiary. This operation was once profitable, but has become a drag on earnings due to low commodity prices. Black Hills has sold some assets for \$68 million, and has two more properties left to unload. Our figures still include the gas and oil business because Black Hills won't report this as a discontinued operation until it reports fourth-quarter earnings. We note that management's share-earnings guidance from continuing operations for 2017 and 2018 is \$3.30-\$3.40 and \$3.35-\$3.55, respectively. Earnings are likely to improve this year. In 2017, earnings rose sharply due to the effects of the SourceGas acquisition in February of 2016. However, profits were hurt by unfavorable weather patterns. We assume normal weather in 2018. Note that share net this year will be diluted by the issuance of shares of conversion of equity units by November 1st. Some gas rate applications are pending. In Arkansas, Black Hills is seeking a \$29.9 million gas tariff increase, based on a return of 10.2% on a common-equity</p>																	

Fixed Charge Cov. (%)	2014	2015	2016
	357	324	236

ANNUAL RATES	Past 10 Yrs.	Past 5 Yrs.	Est'd '14-'16
of change (per sh)			to '20-'22
Revenues	-1.0%	-2.0%	1.0%
"Cash Flow"	2.5%	5.0%	6.0%
Earnings	3.5%	11.0%	7.5%
Dividends	2.5%	2.5%	6.0%
Book Value	2.5%	1.5%	5.0%

Cal-endar	QUARTERLY REVENUES (\$ mill.)				Full Year
	Mar.31	Jun.30	Sep.30	Dec.31	
2014	460.2	283.2	272.1	378.1	1393.6
2015	442.0	272.2	272.1	318.3	1304.6
2016	450.0	325.4	333.8	463.8	1573.0
2017	554.0	348.0	342.1	475.9	1720
2018	530	340	340	455	1665

Cal-endar	EARNINGS PER SHARE <sup>A</sup>				Full Year
	Mar.31	Jun.30	Sep.30	Dec.31	
2014	1.08	.44	.60	.76	2.89
2015	1.07	.55	.58	.63	2.83
2016	.94	.31	.41	.97	2.63
2017	1.39	.40	.50	1.01	3.30
2018	1.40	.40	.70	1.00	3.50

Cal-endar	QUARTERLY DIVIDENDS PAID <sup>B</sup>				Full Year
	Mar.31	Jun.30	Sep.30	Dec.31	
2014	.39	.39	.39	.39	1.56
2015	.405	.405	.405	.405	1.62
2016	.42	.42	.42	.42	1.68
2017	.445	.445	.445	.475	1.81
2018					

(A) Dil. EPS. Excl. nonrec. gains (losses): '08, 23¢; '12, (16¢). '14 EPS don't sum due to rounding. Next egs. due early Feb. (B) Div'ds paid early Mar., Jun., Sept., & Dec. Div'd re-invest. plan avail. (C) Incl. def'd chgs. In '16: \$29.12/sh. (D) In mill. (E) Rate base: Net orig. cost. Rate all'd on com. eq. in SD in '15: none specified; in CO in '17: 9.37%; earned on avg. com. eq., '16: 8.7%. Regulatory Climate: Avg.

© 2018 Value Line, Inc. All rights reserved. Factual material is obtained from sources believed to be reliable and is provided without warranties of any kind. THE PUBLISHER IS NOT RESPONSIBLE FOR ANY ERRORS OR OMISSIONS HEREIN. This publication is strictly for subscriber's own, non-commercial, internal use. No part of it may be reproduced, resold, stored or transmitted in any printed, electronic or other form, or used for generating or marketing any printed or electronic publication, service or product.

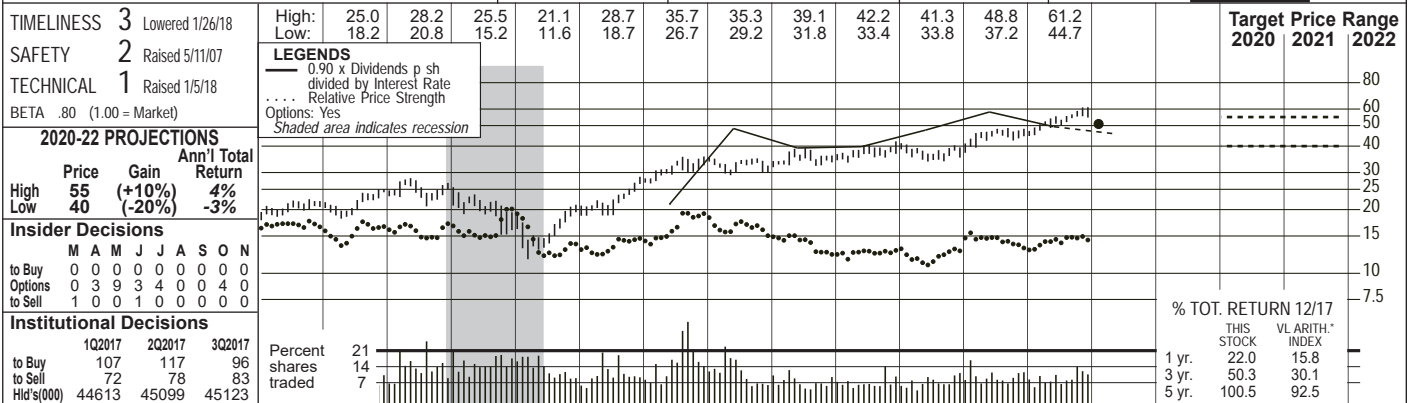
Company's Financial Strength	A
Stock's Price Stability	80
Price Growth Persistence	70
Earnings Predictability	50

To subscribe call 1-800-VALUELINE

Paul E. Debbas, CFA January 26, 2018



**EL PASO ELECTRIC NYSE-EE** RECENT PRICE **51.00** P/E RATIO **22.6** (Trailing: 21.3 Median: 15.0) RELATIVE P/E RATIO **1.09** DIV'D YLD **2.8%** VALUE LINE



2001	2002	2003	2004	2005	2006	2007	2008	2009	2010	2011	2012	2013	2014	2015	2016	2017	2018	© VALUE LINE PUB. LLC	20-22
15.40	13.91	13.97	14.95	16.70	17.75	19.43	23.15	18.85	20.61	22.97	21.26	22.11	22.74	21.01	21.89	<b>22.80</b>	<b>22.75</b>	Revenues per sh	<b>24.50</b>
3.43	2.99	3.00	3.27	3.05	3.44	3.86	4.16	4.07	5.15	6.05	5.66	5.65	5.87	5.75	5.98	<b>6.10</b>	<b>6.50</b>	"Cash Flow" per sh	<b>7.25</b>
1.27	.57	.64	.69	.76	1.27	1.63	1.73	1.50	2.07	2.48	2.26	2.20	2.27	2.03	2.39	<b>2.40</b>	<b>2.65</b>	Earnings per sh <sup>A</sup>	<b>3.00</b>
---	---	---	---	---	---	---	---	---	---	.66	.97	1.05	1.11	1.17	1.23	<b>1.32</b>	<b>1.42</b>	Div'd Decl'd per sh <sup>B</sup>	<b>1.75</b>
1.85	1.75	2.03	1.94	2.28	2.73	4.63	5.36	5.95	5.27	5.90	6.70	7.18	8.50	8.55	7.03	<b>6.55</b>	<b>5.65</b>	Cap'l Spending per sh	<b>7.00</b>
9.01	9.20	10.51	11.23	11.56	12.60	14.76	15.47	16.45	19.04	19.03	20.57	23.44	24.39	25.13	26.52	<b>27.55</b>	<b>28.80</b>	Book Value per sh <sup>C</sup>	<b>32.25</b>
49.99	49.61	47.56	47.40	48.14	46.00	45.15	44.88	43.92	42.57	39.96	40.11	40.27	40.36	40.44	40.52	<b>40.60</b>	<b>40.70</b>	Common Shs Outst'g <sup>D</sup>	<b>41.00</b>
11.0	23.0	18.3	22.0	26.7	16.9	15.3	11.9	10.8	10.7	12.6	14.5	15.9	16.4	18.3	18.7	<b>22.0</b>	<b>22.0</b>	Avg Ann'l P/E Ratio	<b>16.5</b>
.56	1.26	1.04	1.16	1.42	.91	.81	.72	.72	.68	.79	.92	.89	.86	.92	.98	<b>1.05</b>	<b>1.05</b>	Relative P/E Ratio	<b>1.05</b>
---	---	---	---	---	---	---	---	---	---	2.1%	3.0%	3.0%	3.0%	3.1%	2.7%	<b>2.5%</b>	<b>2.5%</b>	Avg Ann'l Div'd Yield	<b>3.5%</b>

2001	2002	2003	2004	2005	2006	2007	2008	2009	2010	2011	2012	2013	2014	2015	2016	2017	2018	Revenues (\$mill)	1000
877.4	1038.9	828.0	877.3	918.0	852.9	890.4	917.5	849.9	886.9	<b>925</b>	<b>925</b>	Revenues (\$mill)	<b>1000</b>						
74.8	77.6	66.9	90.3	103.5	90.8	88.6	91.4	81.9	96.8	<b>100</b>	<b>110</b>	Net Profit (\$mill)	<b>120</b>						
31.6%	32.8%	33.1%	36.1%	34.2%	34.1%	33.0%	31.0%	29.9%	35.8%	<b>36.0%</b>	<b>22.0%</b>	Income Tax Rate	<b>22.0%</b>						
15.9%	20.4%	24.3%	22.1%	17.6%	22.4%	24.1%	30.8%	27.5%	17.6%	<b>10.0%</b>	<b>11.0%</b>	AFUDC % to Net Profit	<b>15.0%</b>						
49.6%	53.8%	52.7%	51.2%	51.8%	54.8%	51.4%	53.5%	52.7%	52.7%	<b>51.5%</b>	<b>53.5%</b>	Long-Term Debt Ratio	<b>53.0%</b>						
50.4%	46.2%	47.3%	48.8%	48.2%	45.2%	48.6%	46.5%	47.3%	47.3%	<b>48.5%</b>	<b>46.5%</b>	Common Equity Ratio	<b>47.0%</b>						
1321.6	1503.9	1527.7	1660.1	1576.7	1824.5	1943.5	2118.4	2150.8	2269.9	<b>2315</b>	<b>2515</b>	Total Capital (\$mill)	<b>2825</b>						
1450.6	1595.6	1756.0	1865.8	1947.1	2102.3	2257.5	2488.4	2695.5	2821.2	<b>2935</b>	<b>3010</b>	Net Plant (\$mill)	<b>3325</b>						
7.1%	6.7%	6.0%	7.0%	8.3%	6.5%	6.1%	5.7%	5.3%	5.8%	<b>6.0%</b>	<b>6.0%</b>	Return on Total Cap'l	<b>6.0%</b>						
11.2%	11.2%	9.3%	11.1%	13.6%	11.0%	9.4%	9.3%	8.1%	9.0%	<b>9.0%</b>	<b>9.5%</b>	Return on Shr. Equity	<b>9.0%</b>						
11.2%	11.2%	9.3%	11.1%	13.6%	11.0%	9.4%	9.3%	8.1%	9.0%	<b>9.0%</b>	<b>9.5%</b>	Return on Com Equity <sup>E</sup>	<b>9.0%</b>						
11.2%	11.2%	9.3%	11.1%	10.0%	6.3%	4.9%	4.8%	3.4%	4.4%	<b>4.0%</b>	<b>4.5%</b>	Retained to Com Eq	<b>4.0%</b>						
---	---	---	---	26%	43%	47%	49%	57%	51%	<b>54%</b>	<b>52%</b>	All Div'ds to Net Prof	<b>59%</b>						

**BUSINESS:** El Paso Electric Company (EPE) provides electric service to 417,000 customers in an area of approximately 10,000 square miles in the Rio Grande valley in western Texas (68% of revenues) and southern New Mexico (19% of revenues), including El Paso, Texas and Las Cruces, New Mexico. Wholesale is 13% of revenues. Electric revenue breakdown by customer class not available. Generating sources: nuclear, 49%; gas, 34%; coal, 2%; purchased & other, 15%. Fuel costs: 26% of revenues. '16 reported depreciation rate: 2.3%. Has about 1,100 employees. Chairman: Charles A. Yamarone. President & CEO: Mary E. Kipp. Incorporated: Texas. Address: Stanton Tower, 100 North Stanton, El Paso, TX 79901. Tel.: 915-543-5711. Internet: www.epelectric.com.

The Public Utility Commission of Texas has approved a regulatory settlement of El Paso Electric Company's rate case. The utility's base tariffs were raised by \$14.5 million, based on a return of 9.65% on a common-equity ratio of 48.35%. New tariffs were retroactive to July 18, 2017. This enabled Units 3 and 4 of a gas-fired generating plant to be placed in the rate base. In addition, starting next year EPE will be able to file for recovery of higher transmission and distribution costs through a yearly regulatory mechanism, instead of having to recoup these through a general rate application.

The utility has not yet filed for recovery of Units 3 and 4 in New Mexico. EPE is not required to file an application in the state until July of 2019. The regulatory climate there is difficult, and the company's last rate order there (in July of 2016) was disappointing. The regulators might wind up calling in utilities as a result of the new federal tax law. Note, though, that the majority of EPE's business is in Texas, not New Mexico. Earnings should increase in 2018 after a flattish showing in 2017. Our 2017 profit estimate is at the midpoint of the company's guidance of \$2.30-\$2.50 a share. In 2018, EPE will benefit from a full year's effect of the rate hike in Texas. In addition, the vibrant economy in the El Paso area is stimulating strong customer growth. Several economic development projects have been completed or are under construction, such as a minor league baseball stadium and some medical facilities. For the 12-month period that ended on September 30th, the customer count rose 1.8%. This is well above average for the industry. Finances are sound. The fixed-charge coverage, common-equity ratio, and earned returns on equity are within the norms for the electric utility industry. EPE's Financial Strength rating is B++.

Cal-endar	Mar.31	Jun.30	Sep.30	Dec.31	Full Year
2014	185.5	251.8	283.6	196.6	917.5
2015	163.8	219.5	289.7	176.9	849.9
2016	157.8	217.9	323.2	188.0	886.9
2017	171.3	251.8	297.5	<b>204.4</b>	<b>925</b>
2018	<b>170</b>	<b>255</b>	<b>305</b>	<b>195</b>	<b>925</b>

Cal-endar	Mar.31	Jun.30	Sep.30	Dec.31	Full Year
2014	.11	.75	1.30	.11	2.27
2015	.09	.52	1.40	.02	2.03
2016	d.14	.55	1.84	.14	2.39
2017	d.10	.89	1.47	.14	<b>2.40</b>
2018	d.10	.75	1.80	.20	<b>2.65</b>

Cal-endar	Mar.31	Jun.30	Sep.30	Dec.31	Full Year
2014	.265	.28	.28	.28	1.11
2015	.28	.295	.295	.295	1.17
2016	.295	.31	.31	.31	1.23
2017	.31	.335	.335	.335	
2018					

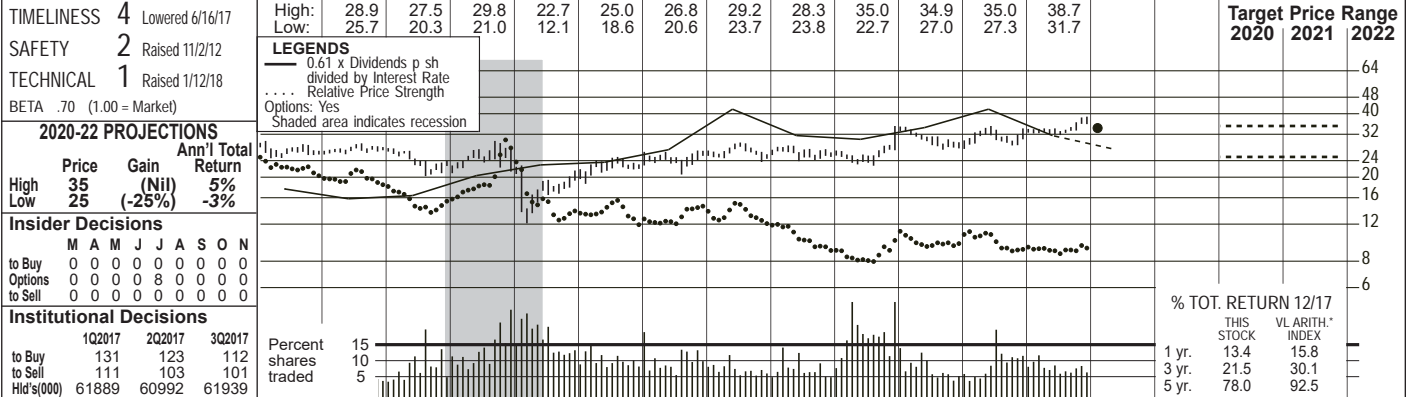
(A) Diluted earnings. Excl. nonrecurring gains (losses): '01, (4¢); '03, 81¢; '04, 4¢; '05, (2¢); '06, 13¢; '10, 24¢. '14 earnings don't sum to full-year total due to rounding. Next earnings report due late Feb. (B) Initial dividend declared 4/11; payment dates in late March, June, Sept., and Dec. (C) Incl. deferred charges. In '16: \$118.9 mill., \$2.93/sh. (D) In millions. (E) Rate allowed on common equity in TX in '17: 9.65%; in NM in '16: 9.48%; earned on avg. com. eq., '16: 9.3%. Regulatory Climate: TX, Average; NM, Below Average.

**Company's Financial Strength** B++  
**Stock's Price Stability** 90  
**Price Growth Persistence** 70  
**Earnings Predictability** 75

To subscribe call 1-800-VALUELINE

# HAWAIIAN ELECTRIC NYSE-HE

RECENT PRICE **34.21** P/E RATIO **21.2** (Trailing: 21.0 Median: 18.0) RELATIVE P/E RATIO **1.02** DIV'D YLD **3.6%** VALUE LINE



2001	2002	2003	2004	2005	2006	2007	2008	2009	2010	2011	2012	2013	2014	2015	2016	2017	2018	2019	2020	2021	2022	
24.26	22.46	23.49	23.85	27.36	30.21	30.40	35.56	24.96	28.14	33.76	34.46	31.98	31.59	24.22	21.92	<b>23.45</b>	<b>24.15</b>	26.03	2380.7	<b>2550</b>	<b>2625</b>	26.00
3.33	3.52	3.54	3.09	3.22	3.19	3.01	2.72	2.59	2.88	3.18	3.28	3.22	3.41	3.31	4.17	<b>3.50</b>	<b>3.95</b>	3.31	4.17	<b>3.50</b>	<b>3.95</b>	4.25
1.60	1.62	1.58	1.36	1.46	1.33	1.11	1.07	.91	1.21	1.44	1.67	1.62	1.64	1.50	2.29	<b>1.50</b>	<b>1.80</b>	1.50	2.29	<b>1.50</b>	<b>1.80</b>	2.00
1.24	1.24	1.24	1.24	1.24	1.24	1.24	1.24	1.24	1.24	1.24	1.24	1.24	1.24	1.24	1.24	1.24	<b>1.24</b>	<b>1.24</b>	1.24	1.24	<b>1.24</b>	1.40
1.77	1.74	2.15	2.66	2.76	2.58	2.62	3.12	3.29	1.92	2.45	3.32	3.49	3.31	3.39	3.04	<b>3.55</b>	<b>4.15</b>	3.39	3.04	<b>3.55</b>	<b>4.15</b>	4.00
13.06	14.21	14.36	15.01	15.02	13.44	15.29	15.35	15.58	15.67	15.95	16.28	17.06	17.47	17.94	19.03	<b>19.25</b>	<b>19.85</b>	17.94	19.03	<b>19.25</b>	<b>19.85</b>	22.00
71.20	73.62	75.84	80.69	80.98	81.46	83.43	90.52	92.52	94.69	96.04	97.93	101.26	102.57	107.46	108.58	<b>108.80</b>	<b>108.80</b>	107.46	108.58	<b>108.80</b>	<b>108.80</b>	112.00
11.8	13.5	13.8	19.2	18.3	20.3	21.6	23.2	19.8	18.6	17.1	15.8	16.2	15.9	20.4	13.6	<b>22.6</b>	<b>22.6</b>	20.4	13.6	<b>22.6</b>	<b>22.6</b>	15.0
.60	.74	.79	1.01	.97	1.10	1.15	1.40	1.32	1.18	1.07	1.01	.91	.84	1.03	.71	<b>1.10</b>	<b>1.10</b>	1.03	.71	<b>1.10</b>	<b>1.10</b>	.95
6.6%	5.7%	5.7%	4.8%	4.6%	4.6%	5.2%	5.0%	6.9%	5.5%	5.0%	4.7%	4.7%	4.8%	4.1%	4.0%	3.7%	3.7%	4.1%	4.0%	3.7%	3.7%	4.7%

CAPITAL STRUCTURE as of 9/30/17		2001	2002	2003	2004	2005	2006	2007	2008	2009	2010	2011	2012	2013	2014	2015	2016	2017	2018	2019	2020	2021	2022
Total Debt \$1642.9 mill. Due in 5 Yrs \$468.3 mill.		2536.4	3218.9	2309.6	2665.0	3242.3	3375.0	3238.5	3239.5	2603.0	2380.7	2550	2625	2603.0	2380.7	2550	2625	2603.0	2380.7	2550	2625	2603.0	2380.7
LT Debt \$1493.5 mill. LT Interest \$70.3 mill.		93.6	92.2	84.9	115.4	140.1	164.9	163.4	170.2	161.8	250.1	165	200	161.8	250.1	165	200	161.8	250.1	165	200	161.8	250.1
Incl. \$50 mill. 6.5% oblig. pfd. sec. of trust subsid. (LT interest earned: 4.6x)		35.4%	34.7%	34.1%	37.0%	35.1%	35.9%	34.0%	35.0%	36.5%	33.1%	36.0%	22.0%	36.5%	33.1%	36.0%	22.0%	36.5%	33.1%	36.0%	22.0%	36.5%	33.1%
Leases, Uncapitalized Annual rentals \$12.0 mill.		8.3%	14.2%	20.6%	7.4%	6.0%	6.9%	4.8%	5.5%	5.8%	4.6%	10.0%	10.0%	4.3%	4.1%	4.4%	4.4%	4.3%	4.1%	4.4%	4.4%	4.3%	4.1%
Pension Assets-12/16 \$1369.7 mill.		47.6%	46.0%	48.0%	44.5%	44.9%	45.7%	44.0%	45.2%	43.5%	41.6%	44.0%	47.5%	43.5%	41.6%	44.0%	47.5%	43.5%	41.6%	44.0%	47.5%	43.5%	41.6%
Pfd Stock \$34.3 mill. Pfd Div'd \$2.0 mill.		51.0%	52.7%	50.7%	54.3%	53.9%	53.1%	55.0%	53.8%	55.5%	57.5%	55.0%	52.5%	55.5%	57.5%	55.0%	52.5%	55.5%	57.5%	55.0%	52.5%	55.5%	57.5%
1,114,657 shs. 4 1/4% to 5 1/4% \$20 par. call. \$20 to \$21; 120,000 shs. 7% \$100 par. call. \$100.		2501.8	2635.2	2840.8	2732.9	2841.3	3001.0	3142.9	3332.3	3473.5	3595.1	3800	4110	3473.5	3595.1	3800	4110	3473.5	3595.1	3800	4110	3473.5	3595.1
Sinking fund ends 2018.		2743.4	2907.4	3088.6	3165.9	3334.5	3594.8	3858.9	4148.8	4377.7	4603.5	4770	4990	4377.7	4603.5	4770	4990	4377.7	4603.5	4770	4990	4377.7	4603.5
Common Stock 108,785,978 shs. as of 10/27/17		5.2%	4.7%	4.3%	5.6%	6.2%	6.7%	6.4%	6.2%	5.7%	7.9%	5.5%	6.0%	5.7%	7.9%	5.5%	6.0%	5.7%	7.9%	5.5%	6.0%	5.7%	7.9%
MARKET CAP: \$3.7 billion (Mid Cap)		7.1%	6.5%	5.8%	7.6%	8.9%	10.1%	9.3%	9.3%	8.2%	11.9%	7.5%	9.0%	8.2%	11.9%	7.5%	9.0%	8.2%	11.9%	7.5%	9.0%	8.2%	11.9%
ELECTRIC OPERATING STATISTICS		7.2%	6.5%	5.8%	7.7%	9.0%	10.2%	9.4%	9.4%	8.3%	12.0%	7.5%	9.0%	8.3%	12.0%	7.5%	9.0%	8.3%	12.0%	7.5%	9.0%	8.3%	12.0%
2014		8.9%	5%	NMF	1.4%	2.1%	4.2%	3.7%	2.3%	1.5%	6.3%	1.5%	3.0%	1.5%	6.3%	1.5%	3.0%	1.5%	6.3%	1.5%	3.0%	1.5%	3.0%
2015		89%	93%	116%	82%	78%	59%	61%	75%	83%	48%	83%	69%	83%	48%	83%	69%	83%	48%	83%	69%	83%	69%

**BUSINESS:** Hawaiian Electric Industries, Inc. is the parent company of Hawaiian Electric Company, Inc. (HECO) & American Savings Bank (ASB). HECO & its subs., Maui Electric Co. (MECO) & Hawaii Electric Light Co. (HELCO), supply electricity to 458,000 customers on O'ahu, Maui, Molokai, Lanai, & Hawaii. Operating companies' systems are not interconnected. Electric revenue breakdown: residential, 31%; commercial, 34%; large light & power, 34%; other, 1%. Generating sources: oil, 53%; purchased, 47%. Fuel costs: 43% of revs. '16 reported depr. rate (utility): 3.2%. Has 3,800 employees. Chairman: Jeffrey N. Watanabe. Pres. & CEO: Constance H. Lau, Inc.: HI. Address: 1001 Bishop St., Suite 2900, Honolulu, HI 96808-0730. Tel.: 808-543-5662. Internet: www.hei.com.

Hawaiian Electric Industries largest utility subsidiary received a disappointing interim rate order. Hawaiian Electric Company (HECO) had filed for a rate increase of \$106.4 million (6.9%), based on a 10.6% return on a 57% common-equity ratio. The Public Utilities Commission of Hawaii (PUC) granted HECO a hike of \$38.4 million (2.3%), based on a 9.5% return on the same common-equity ratio. Notably, the PUC disallowed some pension costs. This will force the company to take an estimated \$17 million aftertax charge (\$0.16 a share) against results for the December quarter, unless HECO's request for reconsideration is fruitful. A decision by the PUC was expected shortly after this report went to press. We have included this charge in our fourth-quarter and full-year earnings estimates. Note that the annual year-to-year comparison was going to be unfavorable anyway because a \$90 million pretax payment from NextEra Energy (due to the latter company's unsuccessful takeover attempt) inflated profits in 2016. Maui Electric Company MECO has a rate case pending. The utility filed for an increase of \$30.1 million (9.3%), based on a 10.6% return on a 56.9% common-equity ratio. An interim decision is expected in September. Note that the aforementioned \$17 million charge includes \$1 million for MECO. HEI's utility business is not earning an adequate ROE. For the 12-month period ending September 30th, the three utilities (as a group) earned an ROE of just 7.2%. We think the utilities will continue to fall short of their allowed ROEs. The American Savings Bank subsidiary is performing well. Credit quality has improved, and (unlike the utility operations) ASB's ROE is rising. For the 12-month period ending September 30th, the ROE improved to 11.2%, compared with 9.8% a year earlier. The lower tax rate will benefit ASB, too. This will help boost HEI's profits in 2018. Even so . . . We advise investors to look elsewhere. The stock is ranked unfavorably for Timeliness, the dividend has not been raised for many years, and the recent price is near the upper end of our 2020-2022 Target Price Range. Paul E. Debbas, CFA January 26, 2018

Cal-endar	Mar.31	Jun.30	Sep.30	Dec.31	Full Year
2014	783.7	798.7	867.1	790.0	3239.5
2015	637.9	623.9	717.2	624.0	2603.0
2016	551.0	566.2	646.1	617.4	2380.7
2017	591.6	632.3	673.2	652.9	2550
2018	625	650	700	650	2625

Cal-endar	Mar.31	Jun.30	Sep.30	Dec.31	Full Year
2014	.45	.41	.46	.32	1.64
2015	.31	.33	.47	.39	1.50
2016	.30	.41	1.17	.41	2.29
2017	.31	.36	.55	.28	1.50
2018	.35	.43	.57	.45	1.80

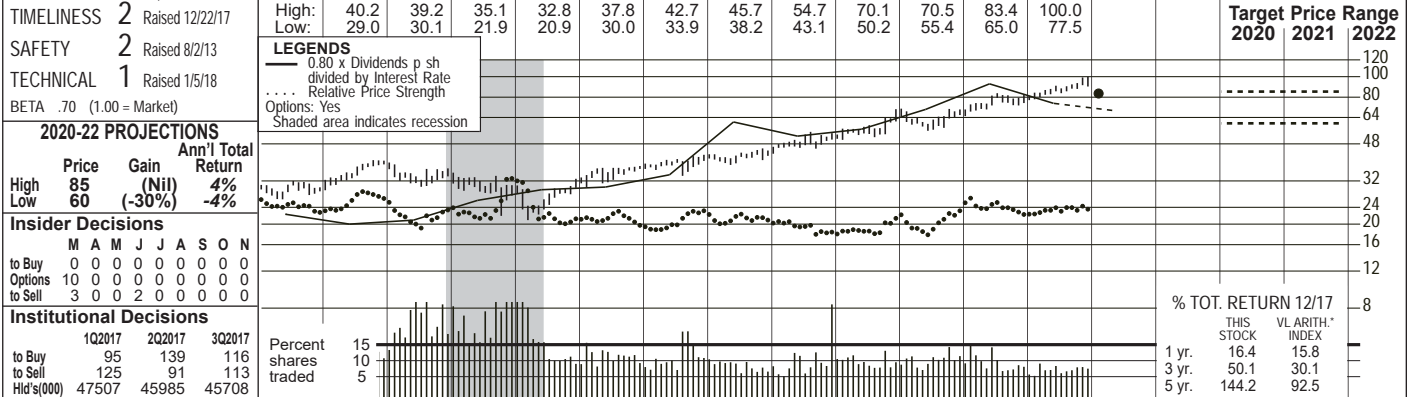
  

Cal-endar	Mar.31	Jun.30	Sep.30	Dec.31	Full Year
2014	.31	.31	.31	.31	1.24
2015	.31	.31	.31	.31	1.24
2016	.31	.31	.31	.31	1.24
2017	.31	.31	.31	.31	1.24
2018	.31	.31	.31	.31	1.24

(A) Dil. EPS. Excl. gains (losses) from disc. ops.: '01, (36¢); '03, (5¢); '04, 2¢; '05, (1¢); nonrec. gain (loss): '05, 11¢; '07, (9¢); '12, (25¢). Next earnings report due mid-Feb. (B) Div's historically paid in early Mar., June, Sept., & Dec. ■ Div'd reinvest. plan avail. (C) Incl. intang. In '16: \$9.57/sh. (D) In mill., adj. for split. (E) Rate base: Orig. cost. Rate allowed on com. eq. in '11: HECO, 10%; in '12: HELCO, 10%; in '13: MECO, 9%; earn. on avg. com. eq. '16: 12.4%. Regulat. Climate: Below Avg. (F) Excl. div's paid through reinv. plan. Company's Financial Strength A Stock's Price Stability 95 Price Growth Persistence 20 Earnings Predictability 65 To subscribe call 1-800-VALUELINE



**IDACORP, INC. NYSE-IDA** RECENT PRICE **83.25** P/E RATIO **20.3** (Trailing: 20.3 Median: 14.0) RELATIVE P/E RATIO **0.98** DIV'D YLD **2.9%** VALUE LINE



2001	2002	2003	2004	2005	2006	2007	2008	2009	2010	2011	2012	2013	2014	2015	2016	2017	2018	© VALUE LINE PUB. LLC	20-22
150.10	24.43	20.41	20.00	20.15	21.23	19.51	20.47	21.92	20.97	20.55	21.55	24.81	25.51	25.23	25.04	26.70	26.50	Revenues per sh	27.75
5.63	4.08	3.50	4.12	3.87	4.58	4.11	4.27	5.07	5.35	5.84	5.93	6.29	6.58	6.70	6.86	7.40	7.70	"Cash Flow" per sh	9.00
3.35	1.63	.96	1.90	1.75	2.35	1.86	2.18	2.64	2.95	3.36	3.37	3.64	3.85	3.87	3.94	4.10	4.20	Earnings per sh <sup>A</sup>	4.75
1.86	1.86	1.70	1.20	1.20	1.20	1.20	1.20	1.20	1.20	1.20	1.37	1.57	1.76	1.92	2.08	2.24	2.40	Div'd Decl'd per sh <sup>B</sup> + †	2.90
4.78	3.53	3.89	4.73	4.53	5.16	6.39	5.19	5.26	6.85	6.76	4.78	4.68	5.45	5.84	5.89	6.50	6.45	Cap'l Spending per sh	7.00
23.15	23.01	22.54	23.88	24.04	25.77	26.79	27.76	29.17	31.01	33.19	35.07	36.84	38.85	40.88	42.74	44.55	46.30	Book Value per sh <sup>C</sup>	52.00
37.63	38.02	38.34	42.22	42.66	43.63	45.06	46.92	47.90	49.41	49.95	50.16	50.23	50.27	50.34	50.40	50.40	50.40	Common Shs Outst'g <sup>D</sup>	50.40
11.4	18.9	26.5	15.5	16.7	15.1	18.2	13.9	10.2	11.8	11.5	12.4	13.4	14.7	16.2	19.1	21.1	21.1	Avg Ann'l P/E Ratio	15.5
.58	1.03	1.51	.82	.89	.82	.97	.84	.68	.75	.72	.79	.75	.77	.82	1.00	1.05	1.05	Relative P/E Ratio	.95
4.9%	6.0%	6.7%	4.1%	4.1%	3.4%	3.5%	4.0%	4.5%	3.4%	3.1%	3.3%	3.2%	3.1%	3.1%	2.8%	2.6%	2.6%	Avg Ann'l Div'd Yield	4.0%

CAPITAL STRUCTURE as of 9/30/17		2001	2002	2003	2004	2005	2006	2007	2008	2009	2010	2011	2012	2013	2014	2015	2016	2017	2018	
Total Debt \$1748.2 mill. Due in 5 Yrs \$232.5 mill.		879.4	960.4	1049.8	1036.0	1026.8	1080.7	1246.2	1282.5	1270.3	1262.0	1345	1335	Revenues (\$mill)	1400					
LT Debt \$1745.7 mill. LT Interest \$81.2 mill.		82.3	98.4	124.4	142.5	166.9	168.9	182.4	193.5	194.7	198.3	205	215	Net Profit (\$mill)	245					
(LT interest earned: 4.2x)		14.3%	16.3%	15.2%	--	--	13.4%	28.3%	8.0%	19.0%	15.5%	20.0%	10.5%	Income Tax Rate	10.5%					
Pension Assets-12/16 \$607.6 mill. Oblig \$895.1 mill.		9.7%	10.2%	10.5%	19.1%	23.3%	20.3%	12.3%	13.6%	16.3%	16.3%	16.0%	16.0%	AFUDC % to Net Profit	15.0%					
Pfd Stock None		48.9%	47.6%	50.2%	49.3%	45.6%	45.5%	46.6%	45.3%	45.6%	44.8%	43.5%	43.0%	Long-Term Debt Ratio	42.5%					
Common Stock 50,393,038 shs. as of 10/27/17		51.1%	52.4%	49.8%	50.7%	54.4%	54.5%	53.4%	54.7%	54.4%	55.2%	56.5%	57.0%	Common Equity Ratio	57.5%					
MARKET CAP: \$4.2 billion (Mid Cap)		2364.2	2485.9	2807.1	3020.4	3045.2	3225.4	3465.9	3567.6	3783.3	3898.5	3990	4080	Total Capital (\$mill)	4575					
ELECTRIC OPERATING STATISTICS		2616.6	2758.2	2917.0	3161.4	3406.6	3536.0	3665.0	3833.5	3992.4	4172.0	4335	4480	Net Plant (\$mill)	4925					
% Change Retail Sales (KWH)	2014	2015	2016											Return on Total Cap'l	6.5%					
Avg. Indust. Use (MWH)	-3.6	+1.2	-5											Return on Shr. Equity	9.5%					
Avg. Indust. Revs. per KWH (¢)	NA	NA	NA											Return on Com Equity <sup>E</sup>	9.5%					
Capacity at Peak (Mw)	5.68	5.70	5.63											Retained to Com Eq	3.5%					
Annual Load Factor (%)	NA	NA	NA											All Div'ds to Net Prof	60%					
% Change Customers (yr-end)	+1.4	+1.8	+1.8																	

**BUSINESS:** IDACORP, Inc. is a holding company for Idaho Power Company, a regulated electric utility that serves 539,000 customers throughout a 24,000-square-mile area in southern Idaho and eastern Oregon (population: 1 million). Most of the company's revenues are derived from the Idaho portion of its service area. Revenue breakdown: residential, 41%; commercial, 24%; industrial, 14%; irrigation, 12%; other, 9%. Generating sources: hydro, 39%; coal, 25%; gas, 10%; purchased, 26%. Fuel costs: 33% of revenues. '16 reported depreciation rate: 2.6%. Has 2,000 employees. Chairman: Robert A. Tinstman. President & CEO: Darrel T. Anderson. Incorporated: Idaho. Address: 1221 W. Idaho St., Boise, Idaho 83702. Telephone: 208-388-2200. Internet: www.idacorpinc.com.

We have trimmed our 2017 earnings estimate for IDACORP by 0.05 a share to 4.10. In the fourth quarter, the Idaho Public Utility Commission (IPUC) disallowed \$4.3 million of costs associated with Idaho Power's relicensing of the utility's largest hydroelectric complex. The \$4.3 million is a pretax figure, which we estimate will amount to a nickel a share after taxes. Our revised estimate is at the midpoint of IDACORP's targeted range of \$4.05-\$4.15 a share.

We look for a modest profit increase this year. Idaho Power is benefiting from strong customer growth, which is a by-product of the service area's solid economy. (The foodservice industry in Idaho is especially strong.) For the 12-month period that ended on September 30th, the customer count advanced 1.8%. Kilowatt-hour sales aren't rising as fast as this, but are still experiencing healthy growth. Effective cost control is another advantage. In recent years, the company has earned a return on equity between 9% and 10%, and we think this will occur again in 2018. A regulatory mechanism is available to augment the utility's income if needed. This year and next, Idaho Power may use up to \$25 million a year of accumulated deferred investment tax credits if its earned ROE will fall below 9.5%. In all, \$45 million is available through the end of 2019. It is possible that the IPUC will extend this mechanism beyond 2019. Note that the ROEs shown in the statistical array are for IDACORP as a whole, not just its utility subsidiary.

Finances are in good shape. The common-equity ratio is high for this industry. The fixed-charge coverage is solid. There are no significant debt maturities until 2020.

This timely equity is priced expensively. The dividend yield is low for a utility, and the price-earnings ratio is above that of the market. What's more, the recent quotation is near the upper end of our 2020-2022 Target Price Range. We believe this is due in part to takeover speculation. We do not advise purchasing this stock in the hope of a buyout. Finally, 3- to 5-year total return potential is negative, despite our expectation of 7% average annual dividend growth over that time frame.

Cal-endar	QUARTERLY REVENUES(\$ mill.)				Full Year
	Mar.31	Jun.30	Sep.30	Dec.31	Year
2014	292.7	317.8	382.2	289.8	1282.5
2015	279.4	336.3	369.2	285.4	1270.3
2016	281.0	315.4	372.0	293.6	1262.0
2017	302.5	333.0	408.3	301.2	1345
2018	310	330	390	305	1335

Cal-endar	EARNINGS PER SHARE <sup>A</sup>				Full Year
	Mar.31	Jun.30	Sep.30	Dec.31	Year
2014	.55	.89	1.73	.69	3.85
2015	.47	1.31	1.46	.63	3.87
2016	.51	1.12	1.65	.66	3.94
2017	.66	.99	1.80	.65	4.10
2018	.63	1.02	1.85	.70	4.20

Cal-endar	QUARTERLY DIVIDENDS PAID <sup>B</sup> + †				Full Year
	Mar.31	Jun.30	Sep.30	Dec.31	Year
2014	.43	.43	.43	.47	1.76
2015	.47	.47	.47	.51	1.92
2016	.51	.51	.51	.55	2.08
2017	.55	.55	.55	.59	2.24

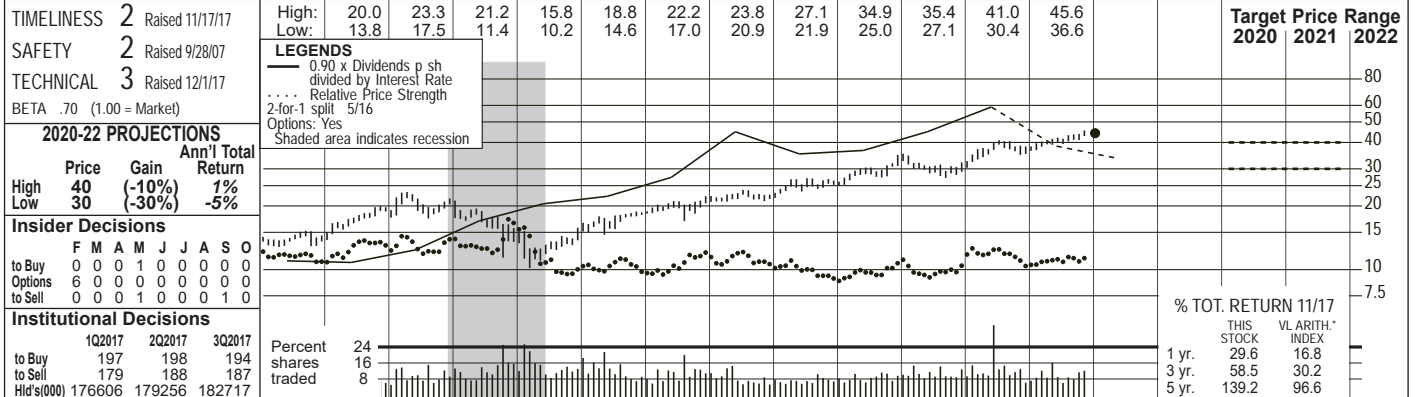
(A) Diluted EPS. Excl. nonrecurring gains (loss): '03, 26¢; '05, (24¢); '06, 17¢. '14 earnings don't add due to rounding. Next earnings report due late Feb. (B) Div'ds historically paid in late Feb., May, Aug., and Nov. † Div'd reinvestment plan available. † Shareholder investment plan available. (C) Incl. intangibles. In '16: \$28.15/sh. (D) In millions. (E) Rate base: Net original cost. Rate allowed on common equity in '11: 10% (imputed); earned on avg. com. eq., '16: 9.4%. Regulatory Climate: Above Average.

**Company's Financial Strength** A  
**Stock's Price Stability** 95  
**Price Growth Persistence** 85  
**Earnings Predictability** 95

To subscribe call 1-800-VALUELINE

# ALLIANT ENERGY NYSE-LNT

RECENT PRICE **44.34** P/E RATIO **23.1** (Trailing: 23.8 Median: 15.0) RELATIVE P/E RATIO **1.14** DIV'D YLD **3.0%** VALUE LINE



2020-22 PROJECTIONS	Price	Gain	Ann'l Total Return
High	40	(-10%)	1%
Low	30	(-30%)	-5%

Insider Decisions	F	M	A	M	J	J	A	S	O
to Buy	0	0	0	1	0	0	0	0	0
Options	6	0	0	0	0	0	0	0	0
to Sell	0	0	0	1	0	0	0	0	0

Institutional Decisions	1Q2017	2Q2017	3Q2017	Percent shares traded
to Buy	197	198	194	24
to Sell	179	188	187	16
Hld's(000)	176606	179256	182717	8

2007	2008	2009	2010	2011	2012	2013	2014	2015	2016	2017	2018	20-22
15.57	16.67	15.51	15.40	16.51	13.94	14.77	15.10	14.34	14.58	14.20	14.80	16.50
2.56	2.28	2.10	2.60	2.75	2.95	3.34	3.44	3.45	3.45	3.85	4.10	4.85
1.35	1.27	.95	1.38	1.38	1.53	1.65	1.74	1.69	1.65	1.90	2.10	2.40
.64	.70	.75	.79	.85	.90	.94	1.02	1.10	1.18	1.26	1.34	1.58
2.46	3.98	5.43	3.91	3.03	5.22	3.32	3.78	4.25	5.26	6.45	7.40	4.25
12.15	12.78	12.54	13.05	13.57	14.12	14.79	15.54	16.41	16.96	18.85	19.10	19.65
220.72	220.90	221.31	221.79	222.04	221.97	221.89	221.87	226.92	227.67	231.00	233.00	236.00
15.1	13.4	13.9	12.5	14.5	14.5	15.3	16.6	18.1	22.3	Bold figures are Value Line estimates		15.0
.80	.81	.93	.80	.91	.92	.86	.87	.91	1.17			.95
3.1%	4.1%	5.7%	4.6%	4.3%	4.1%	3.7%	3.5%	3.6%	3.2%			4.4%

CAPITAL STRUCTURE as of 9/30/17	2014	2015	2016	2017	2018	20-22
Total Debt \$4845.6 mill. Due in 5 Yrs \$1500.0 mill.	3437.6	3681.7	3432.8	3416.1	3665.3	3094.5
LT Debt \$4255.1 mill. LT Interest \$200.0 mill. (LT interest earned: 3.2x)	320.8	280.0	208.6	303.9	304.4	337.8
	44.4%	33.4%	--	30.1%	19.0%	21.5%
	2.4%	--	--	--	--	--
	32.4%	36.3%	44.3%	46.3%	45.7%	48.4%
	61.9%	58.6%	51.2%	49.5%	50.9%	48.4%
	4329.5	4815.6	5423.0	5840.8	5921.2	6476.6
	4679.9	5353.5	6203.0	6730.6	7037.1	7838.0
	8.6%	7.0%	5.1%	6.6%	6.4%	6.3%
	11.0%	9.1%	6.9%	9.7%	9.5%	10.1%
	11.3%	9.3%	6.8%	9.9%	9.5%	10.3%
	5.9%	3.8%	.9%	3.8%	3.3%	3.9%
	50%	62%	88%	64%	67%	64%

**BUSINESS:** Alliant Energy Corp., formerly named Interstate Energy, is a holding company formed through the merger of WPL Holdings, IES Industries, and Interstate Power. Supplies electricity, gas, and other services in Wisconsin, Iowa, and Minnesota. Elect. revs. by state: WI, 44%; IA, 55%; MN, 1%. Elect. rev.: residential, 35%; commercial, 25%; industrial, 29%; wholesale, 9%; other, 2%. Fuel sources, 2016: coal, 44%; gas, 21%; other, 35%. Fuel costs: 49% of revs. 2016 depreciation rate: 5.9%. Estimated plant age: 14 years. Has approximately 4,000 employees. Chairman & Chief Executive Officer: Patricia L. Kampling. Incorporated: Wisconsin. Address: 4902 N. Biltmore Lane, Madison, Wisconsin 53718. Telephone: 608-458-3311. Internet: www.alliantenergy.com.

ANNUAL RATES	Past 10 Yrs.	Past 5 Yrs.	Est'd '14-'16 to '20-'22
Revenues	0.5%	-1.5%	4.0%
"Cash Flow"	3.5%	6.5%	6.0%
Earnings	5.0%	6.5%	6.0%
Dividends	7.5%	6.5%	4.5%
Book Value	4.0%	4.5%	4.0%

Cal-endar	QUARTERLY REVENUES (\$ mill.)				Full Year
	Mar.31	Jun.30	Sep.30	Dec.31	
2014	952.8	750.3	843.1	804.1	3350.3
2015	897.4	717.2	898.9	740.1	3253.6
2016	843.8	754.2	925.0	797.0	3320.0
2017	853.9	765.3	906.9	748.9	3275
2018	880	790	935	845	3450

Cal-endar	EARNINGS PER SHARE A				Full Year
	Mar.31	Jun.30	Sep.30	Dec.31	
2014	.49	.28	.70	.27	1.74
2015	.44	.30	.80	.15	1.69
2016	.43	.37	.57	.28	1.65
2017	.44	.41	.73	.32	1.90
2018	.46	.41	.88	.35	2.10

Cal-endar	QUARTERLY DIVIDENDS PAID B				Full Year
	Mar.31	Jun.30	Sep.30	Dec.31	
2013	.235	.235	.235	.235	.94
2014	.255	.255	.255	.255	1.02
2015	.275	.275	.275	.275	1.10
2016	.295	.295	.295	.295	1.18
2017	.315	.315	.315	.315	

(A) Diluted EPS. Excl. nonrecr. gains (losses): '07, 55¢; '08, 4¢; '09, (44¢); '10, (8¢); '11, (1¢); '12, (8¢). Next earnings report due late February. (B) Dividends historically paid in mid-Feb., May, Aug., and Nov. (C) Div'd reinvest. plan avail. (D) Shareholder invest. plan avail. (E) Incl. deferred chgs. In '16: \$22.6 mill., \$0.10/sh. (D) In millions, adjusted for split. (E) Rate base: Orig. cost. Rates all'd on com. eq. in IA in '16: 10.5%; in WI in '16 Regul. Clim.: WI, Above Avg.; IA, Avg.

© 2017 Value Line, Inc. All rights reserved. Factual material is obtained from sources believed to be reliable and is provided without warranties of any kind. THE PUBLISHER IS NOT RESPONSIBLE FOR ANY ERRORS OR OMISSIONS HEREIN. This publication is strictly for subscriber's own, non-commercial, internal use. No part of it may be reproduced, resold, stored or transmitted in any printed, electronic or other form, or used for generating or marketing any printed or electronic publication, service or product.

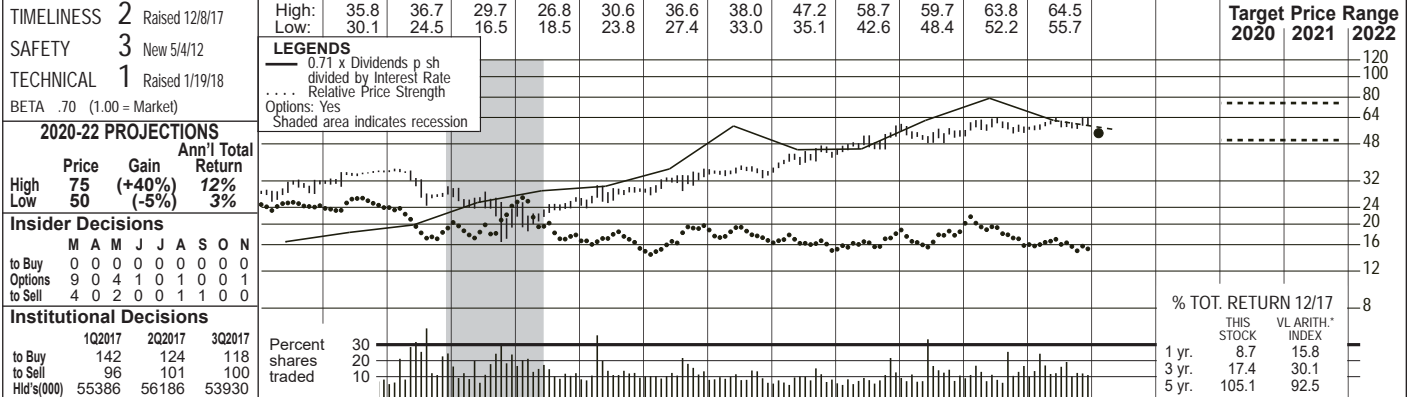
Company's Financial Strength	A
Stock's Price Stability	100
Price Growth Persistence	90
Earnings Predictability	90

To subscribe call 1-800-VALUELINE

Alliant Energy reached a partial settlement on a pending rate case. Back in April, the company requested from the Iowa Utilities Board (IUB) a \$176 million (11.6%) tariff increase for its retail electric customers. A temporary rate hike for around half that amount went into effect earlier this year while the IUB reviewed the application. Though a final decision isn't expected until early 2018, the two sides appear to have reached a middle ground. Alliant has been granted a \$130 million (8.6%) increase based on a 10.0% return on a 49% common-equity ratio. The settlement also resulted in a modest (\$0.02 per share) nonrecurring charge in the third quarter from the write-down of certain regulatory assets. The utility revised its 2017 outlook and released preliminary 2018 guidance. For the current year, Alliant expects share earnings to be between \$1.89 and \$1.97, down from its previous range of \$1.92-\$2.06. The difference in the midpoint (\$1.93 versus the prior \$1.99) was due to the negative impact of milder summer temperatures on electric and gas sales in the Midwest. For 2018, management expects share net to be between \$2.04 and \$2.18. That outlook includes the change in base rates from the settlement with IUB. We now model full-year EPS of \$1.90 (down from \$2.00) and \$2.10 (down from \$2.12) for 2017 and 2018, respectively. The company announced a new wind farm investment in Iowa. The 300-megawatt project will power approximately 130,000 homes once completed. Alliant is aiming to generate at least one-third of its Iowa energy mix from wind starting in 2020, the year that this project is scheduled to come online. We look for a dividend hike in early January. This has been the pattern in recent years. We estimate that the board will boost the quarterly payout by \$0.02 a share (6.3%), the same increase as in each of the past four years. Alliant is targeting a payout ratio in a range of 60%-70%. This timely and good-quality stock has a dividend yield that is well above the Value Line median. However, the recent price is so far above our 2020-2022 Target Price Range that 3- to 5-year total return potential is negative. Daniel Henigson December 15, 2017



**NORTHWESTERN** NYSE-NWE **RECENT PRICE 53.91** **P/E RATIO 15.9** (Trailing: 16.4 Median: 16.0) **RELATIVE P/E RATIO 0.77** **DIV'D YLD 4.1%** **VALUE LINE**



2001	2002	2003	2004	2005	2006	2007	2008	2009	2010	2011	2012	2013	2014	2015	2016	2017	2018	© VALUE LINE PUB. LLC	20-22	
--	--	--	29.18	32.57	31.49	30.79	35.09	31.72	30.66	30.80	28.76	29.80	25.68	25.21	26.01	<b>26.65</b>	<b>26.80</b>	Revenues per sh	30.75	
--	--	--	3.20	4.00	3.62	3.70	4.40	4.62	4.76	5.42	5.18	5.45	5.92	5.92	6.74	<b>6.85</b>	<b>7.00</b>	"Cash Flow" per sh	8.00	
--	--	--	d14.32	1.71	1.31	1.44	1.77	2.02	2.14	2.53	2.26	2.46	2.99	2.90	3.39	<b>3.40</b>	<b>3.50</b>	Earnings per sh <sup>A</sup>	4.00	
--	--	--	--	1.00	1.24	1.28	1.32	1.34	1.36	1.44	1.48	1.52	1.60	1.92	2.00	2.10	<b>2.20</b>	<b>2.20</b>	Div'd Decl'd per sh <sup>B</sup> = †	2.50
--	--	--	2.25	2.26	2.81	3.00	3.47	5.26	6.30	5.20	5.89	5.95	5.76	5.89	5.96	<b>6.10</b>	<b>6.40</b>	Cap'l Spending per sh	6.50	
--	--	--	19.92	20.60	20.65	21.12	21.25	21.86	22.64	23.68	25.09	26.60	31.50	33.22	34.68	<b>36.05</b>	<b>38.05</b>	Book Value per sh <sup>C</sup>	42.00	
--	--	--	35.60	35.79	35.97	38.97	35.93	36.00	36.23	36.28	37.22	38.75	46.91	48.17	48.33	<b>48.75</b>	<b>50.00</b>	Common Shs Outst'g <sup>D</sup>	50.50	
--	--	--	17.1	26.0	21.7	13.9	11.5	12.9	12.6	15.7	16.9	16.2	18.4	17.2	<b>17.5</b>			Avg Ann'l P/E Ratio	15.0	
--	--	--	.91	1.40	1.15	.84	.77	.82	.79	1.00	.95	.85	.93	.90	<b>.85</b>			Relative P/E Ratio	.95	
--	--	--	3.4%	3.6%	4.1%	5.4%	5.7%	4.9%	4.5%	4.2%	3.7%	3.3%	3.6%	3.4%	3.5%			Avg Ann'l Div'd Yield	4.1%	

CAPITAL STRUCTURE as of 9/30/17		2001	2002	2003	2004	2005	2006	2007	2008	2009	2010	2011	2012	2013	2014	2015	2016	2017	2018
Total Debt \$2088.7 mill. Due in 5 Yrs \$531.4 mill.		1200.1	1260.8	1141.9	1110.7	1117.3	1070.3	1154.5	1204.9	1214.3	1257.2	1300	1340	1300	1340	1300	1340	1300	1340
LT Debt \$1816.9 mill. LT Interest \$83.6 mill.		53.2	67.6	73.4	77.4	92.6	83.7	94.0	120.7	138.4	164.2	165	175	165	175	165	175	165	175
Incl. \$22.8 mill. capitalized leases. (LT interest earned: 3.0x)		37.8%	37.3%	17.2%	25.0%	9.8%	9.6%	13.2%	--	13.7%	13.7%	8.5%	7.0%	8.5%	7.0%	8.5%	7.0%	8.5%	7.0%
Pension Assets-12/16 \$524.6 mill. Oblig \$646.0 mill.		2.5%	2.3%	4.4%	14.2%	3.3%	9.4%	8.9%	--	9.8%	4.3%	6.0%	6.0%	6.0%	6.0%	6.0%	6.0%	6.0%	6.0%
Pfd Stock None		50.1%	46.8%	56.4%	57.2%	52.2%	53.8%	53.5%	53.4%	53.1%	52.0%	50.5%	49.5%	50.5%	50.5%	50.5%	50.5%	50.5%	50.5%
Common Stock 48,594,516 shs. as of 10/27/17		49.9%	53.2%	43.6%	42.8%	47.8%	46.2%	46.5%	46.6%	46.9%	48.0%	49.5%	50.5%	49.5%	50.5%	49.5%	50.5%	49.5%	50.5%
MARKET CAP: \$2.6 billion (Mid Cap)		1648.4	1434.3	1803.9	1916.4	1797.1	2020.7	2215.7	3168.0	3408.6	3493.9	3550	3750	3550	3750	3550	3750	3550	3750
ELECTRIC OPERATING STATISTICS		1770.9	1839.7	1964.1	2118.0	2213.3	2435.6	2690.1	3758.0	4059.5	4214.9	4345	4485	4345	4485	4345	4485	4345	4485
% Change Retail Sales (KWH)		5.0%	7.0%	6.0%	5.9%	7.0%	5.5%	5.5%	4.8%	5.2%	5.9%	6.0%	5.5%	6.0%	5.5%	6.0%	5.5%	6.0%	5.5%
Avg. Indust. Use (MWH)		6.5%	8.9%	9.3%	9.4%	10.8%	9.0%	9.1%	8.2%	8.6%	9.8%	9.5%	9.0%	9.5%	9.0%	9.5%	9.0%	9.5%	9.0%
Avg. Indust. Revs. per KWH (¢)		6.5%	8.9%	9.3%	9.4%	10.8%	9.0%	9.1%	8.2%	8.6%	9.8%	9.5%	9.0%	9.5%	9.0%	9.5%	9.0%	9.5%	9.0%
Capacity at Peak (Mw)		.7%	2.3%	3.2%	3.5%	4.7%	3.2%	3.5%	3.8%	3.0%	4.1%	3.5%	3.5%	3.5%	3.5%	3.5%	3.5%	3.5%	3.5%
Peak Load, Winter (Mw)		89%	74%	66%	63%	56%	65%	61%	54%	65%	58%	62%	63%	62%	63%	62%	63%	62%	62%
Annual Load Factor (%)																			
% Change Customers (yr-end)																			

**BUSINESS:** NorthWestern Corporation (doing business as NorthWestern Energy) supplies electricity & gas in the Upper Midwest and Northwest, serving 427,000 electric customers in Montana and South Dakota and 283,000 gas customers in Montana (87% of gross margin), South Dakota (12%), and Nebraska (1%). Electric revenue breakdown: residential, 40%; commercial, 51%; industrial, 5%; other, 4%. Generating sources: hydro, 34%; coal, 30%; other, 10%; purchased, 26%. Fuel costs: 32% of revenues. '16 reported deprec. rate: 3.0%. Has 1,600 employees. Chairman: Dr. E. Linn Draper Jr. President & CEO: Robert C. Rowe. Incorporated: Delaware. Address: 3010 West 69th Street, Sioux Falls, South Dakota 57108. Tel.: 605-978-2900. Internet: www.northwesternenergy.com.

We estimate a modest earnings increase for NorthWestern this year. The company will benefit from a full year's effect of a \$5.1 million gas rate increase that took effect in Montana at the start of September. Otherwise, there is not much impetus for anything better than low single-digit profit growth. We look for a 3% increase over our \$3.40-a-share estimate for 2017, which is within NorthWestern's targeted range of \$3.30-\$3.45 a share. NorthWestern is making some financing moves. In the fourth quarter of 2017, the company sold \$250 million of 30-year bonds to redeem an equal amount of debt that was due in 2019. This will reduce annual interest expense by over \$5 million. NorthWestern has also initiated a \$100 million at-the-market stock offering program. It sold \$5 million worth of equity in the third period of 2017, and expects to issue the remaining \$95 million through the end of 2018. Two legal matters might be resolved this year. The company is appealing an unfavorable ruling from the Federal Energy Regulatory Commission (FERC) to the U.S. Circuit Court of Appeals. FERC had ruled that just 4% of the cost of a gas-fired plant could be allocated to wholesale customers, versus the 20% NorthWestern had requested. This forced the company to take a \$0.12-a-share charge in 2012. A ruling might come as early as the current quarter. The utility is appealing an order from the Montana commission to the state courts. The regulators' disallowance of some costs forced NorthWestern to take a \$0.13-a-share charge in the March quarter of 2016. A decision is likely this year. Note that each of these charges is included in our earnings presentation. We expect a dividend hike in the current quarter. We estimate that the board of directors will boost the annual disbursement by \$0.10 a share (4.8%), the same increase as in 2017. We project similar dividend growth through the early part of the next decade. The dividend yield of this timely stock is slightly above the utility mean. Total return potential to 2020-2022 is a cut above the industry average. Like most utility equities, the recent price is within our 3- to 5-year Target Price Range. Paul E. Debbas, CFA January 26, 2018

Cal-endar	Mar.31	Jun.30	Sep.30	Dec.31	Full Year
2014	369.7	270.3	251.9	313.0	1204.9
2015	346.0	270.6	272.7	325.0	1214.3
2016	332.5	293.1	301.0	330.6	1257.2
2017	367.3	283.9	309.9	338.9	1300
2018	370	305	320	345	1340

Cal-endar	Mar.31	Jun.30	Sep.30	Dec.31	Full Year
2014	1.17	.20	.77	.85	2.99
2015	1.09	.38	.51	.93	2.90
2016	.82	.73	.92	.92	3.39
2017	1.17	.44	.75	1.04	3.40
2018	1.15	.45	.80	1.10	3.50

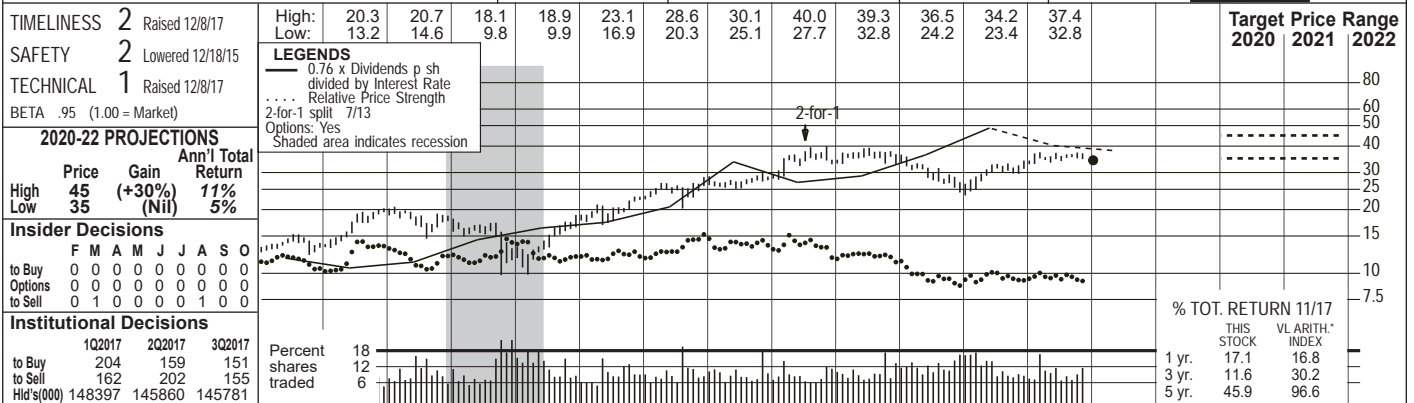
  

Cal-endar	Mar.31	Jun.30	Sep.30	Dec.31	Full Year
2014	.40	.40	.40	.40	1.60
2015	.48	.48	.48	.48	1.92
2016	.50	.50	.50	.50	2.00
2017	.525	.525	.525	.525	2.10
2018					

(A) Diluted EPS. Excl. gain (loss) on disc. ops.: '05, (6¢); '06, 1¢; nonrec. gains: '12, 39¢ net; '15, 27¢. '15 EPS don't add due to rounding. Next earnings report due mid-Feb. (B) Div's historically paid in late Mar., June, Sept. & Dec. (C) Div'd reinvest. plan avail. † Shareholder invest. plan avail. (D) Incl. def'd charges. In '16: \$19.87/sh. (E) In mill. (F) Rate base: Net orig. cost. Rate allowed on com. eq. in MT in '14 (elec.): 9.8%; in '17 (gas): 9.55%; in SD in '15: none specified; in NE in '07: 10.4%; earned on avg. com. eq., '16: 10.1%. Regul. Climate: Avg. Company's Financial Strength B+ Stock's Price Stability 95 Price Growth Persistence 85 Earnings Predictability 85

# OGE ENERGY CORP. NYSE-OGE

RECENT PRICE **34.27** P/E RATIO **18.0** (Trailing: 17.9 Median: 15.0) RELATIVE P/E RATIO **0.89** DIV'D YLD **4.1%** VALUE LINE



2001	2002	2003	2004	2005	2006	2007	2008	2009	2010	2011	2012	2013	2014	2015	2016	2017	2018	© VALUE LINE PUB. LLC	20-22
20.40	19.26	21.62	27.37	32.83	21.96	20.68	21.77	14.79	19.04	19.96	18.58	14.45	12.30	11.00	11.31	<b>11.50</b>	<b>12.25</b>	Revenues per sh	14.25
1.81	1.87	1.82	1.87	1.94	2.23	2.39	2.40	2.69	3.01	3.31	3.69	3.46	3.40	3.23	3.31	<b>3.30</b>	<b>3.30</b>	"Cash Flow" per sh	4.25
.65	.72	.87	.89	.92	1.23	1.32	1.25	1.33	1.50	1.73	1.79	1.94	1.98	1.69	1.69	<b>1.90</b>	<b>2.05</b>	Earnings per sh <sup>A</sup>	2.50
.67	.67	.67	.67	.67	.67	.68	.70	.71	.73	.76	.80	.85	.95	1.05	1.16	<b>1.27</b>	<b>1.40</b>	Div'd Decl'd per sh <sup>B</sup>	1.75
1.44	1.49	1.04	1.51	1.65	2.67	3.04	4.01	4.37	4.36	6.48	5.85	4.99	2.86	2.74	3.31	<b>4.85</b>	<b>2.90</b>	Cap'l Spending per sh	1.75
6.67	6.27	6.87	7.14	7.59	8.79	9.16	10.14	10.52	11.73	13.06	14.00	15.30	16.27	16.66	17.24	<b>17.85</b>	<b>18.55</b>	Book Value per sh <sup>C</sup>	20.50
155.98	157.00	174.80	180.00	181.20	182.40	183.60	187.00	194.00	195.20	196.20	197.60	198.50	199.40	199.70	199.70	<b>199.70</b>	<b>200.00</b>	Common Shs Outst'g <sup>D</sup>	201.50
17.4	14.1	11.8	14.1	14.9	13.7	13.8	12.4	10.8	13.3	14.4	15.2	17.7	18.3	17.7	17.7	<b>17.7</b>	<b>17.7</b>	Avg Ann'l P/E Ratio	16.5
.89	.77	.67	.74	.79	.74	.73	.75	.72	.85	.90	.97	.99	.96	.89	.93	<b>.89</b>	<b>.93</b>	Relative P/E Ratio	1.05
5.9%	6.6%	6.5%	5.3%	4.9%	4.0%	3.8%	4.5%	5.0%	3.7%	3.1%	2.9%	2.5%	2.6%	3.5%	3.9%	<b>3.5%</b>	<b>3.9%</b>	Avg Ann'l Div'd Yield	4.3%

CAPITAL STRUCTURE as of 9/30/17		2001	2002	2003	2004	2005	2006	2007	2008	2009	2010	2011	2012	2013	2014	2015	2016	2017	2018	20-22
Total Debt	\$3245.7 mill. Due in 5 Yrs	\$379.6	\$407.7	\$286.7	\$3716.9	\$3915.9	\$3671.2	\$2867.7	\$2453.1	\$2196.9	\$2259.2	<b>2300</b>	<b>2450</b>	Revenues (\$mill)	2850					
LT Debt	\$2749.5 mill. LT Interest \$148.7 mill. (LT interest earned: 4.4x)	244.2	231.4	258.3	295.3	342.9	355.0	387.6	395.8	337.6	338.2	<b>380</b>	<b>410</b>	Net Profit (\$mill)	505					
Leases, Uncapitalized	Annual rentals \$6.0 mill.	32.3%	30.4%	31.7%	34.9%	30.7%	26.0%	24.9%	30.4%	29.2%	30.5%	<b>32.0%</b>	<b>32.0%</b>	Income Tax Rate	32.0%					
Pension Assets-12/16	\$595.9 mill. Oblig \$672.2 mill.	1.6%	1.7%	9.1%	5.7%	9.0%	2.7%	2.6%	1.7%	3.7%	6.4%	<b>13.0%</b>	<b>7.0%</b>	AFUDC % to Net Profit	3.0%					
Pfd Stock	None	44.4%	53.3%	50.6%	50.8%	51.6%	50.7%	43.1%	45.9%	44.3%	41.1%	<b>45.5%</b>	<b>47.0%</b>	Long-Term Debt Ratio	48.5%					
Common Stock	199,705,254 shs.	55.6%	46.7%	49.4%	49.2%	48.4%	49.3%	56.9%	54.1%	55.7%	58.9%	<b>55.5%</b>	<b>53.0%</b>	Common Equity Ratio	51.5%					
MARKET CAP:	\$6.8 billion (Large Cap)	3025.5	4058.6	4129.7	4652.5	5300.4	5615.8	5337.2	5999.7	5971.6	5849.6	<b>6575</b>	<b>7015</b>	Total Capital (\$mill)	8050					
ELECTRIC OPERATING STATISTICS		4246.3	5249.8	5911.6	6464.4	7474.0	8344.8	6672.8	6979.9	7322.4	7696.2	<b>8385</b>	<b>8670</b>	Net Plant (\$mill)	8725					
% Change Retail Sales (KWH)		9.5%	7.0%	7.9%	7.8%	7.8%	7.7%	8.6%	7.8%	6.9%	7.0%	<b>7.0%</b>	<b>7.0%</b>	Return on Total Cap'l	7.5%					
Avg. Indust. Use (MWH)		14.5%	12.2%	12.7%	12.9%	13.4%	12.8%	12.8%	12.2%	10.2%	9.8%	<b>10.5%</b>	<b>11.0%</b>	Return on Shr. Equity	12.0%					
Avg. Indust. Revs. per KWH (¢)		14.5%	12.2%	12.7%	12.9%	13.4%	12.8%	12.8%	12.2%	10.2%	9.8%	<b>10.5%</b>	<b>11.0%</b>	Return on Com Equity <sup>E</sup>	12.0%					
Capacity at Peak (Mw)		7.1%	5.4%	6.0%	6.7%	7.7%	7.2%	7.3%	6.5%	4.0%	3.3%	<b>3.5%</b>	<b>3.5%</b>	Retained to Com Eq	3.5%					
Peak Load, Summer (Mw)		51%	55%	53%	48%	43%	44%	43%	47%	61%	67%	<b>67%</b>	<b>68%</b>	All Div'ds to Net Prof	70%					
Annual Load Factor (%)																				
% Change Customers (yr-end)																				

ANNUAL RATES		Past 10 Yrs.	Past 5 Yrs.	Est'd '14-'16
of change (per sh)				
Revenues	-8.5%	-8.5%	3.5%	
"Cash Flow"	5.0%	2.0%	4.0%	
Earnings	6.0%	3.5%	6.0%	
Dividends	4.5%	7.5%	9.0%	
Book Value	8.0%	7.5%	3.5%	

Cal-endar	QUARTERLY REVENUES (\$ mill.)				Full Year
	Mar.31	Jun.30	Sep.30	Dec.31	
2014	560.4	611.8	754.7	526.2	2453.1
2015	480.1	549.9	719.8	447.1	2196.9
2016	433.1	551.4	743.9	530.8	2259.2
2017	456.0	586.4	716.8	<b>540.8</b>	<b>2300</b>
2018	<b>475</b>	<b>600</b>	<b>800</b>	<b>575</b>	<b>2450</b>

Cal-endar	EARNINGS PER SHARE <sup>A</sup>				Full Year
	Mar.31	Jun.30	Sep.30	Dec.31	
2014	.25	.50	.94	.29	1.98
2015	.22	.44	.88	.15	1.69
2016	.13	.35	.92	.29	1.69
2017	.18	.52	.92	<b>.28</b>	<b>1.90</b>
2018	<b>.20</b>	<b>.50</b>	<b>1.05</b>	<b>.30</b>	<b>2.05</b>

Cal-endar	QUARTERLY DIVIDENDS PAID <sup>B</sup>				Full Year
	Mar.31	Jun.30	Sep.30	Dec.31	
2013	.209	.209	.209	.209	.84
2014	.225	.225	.225	.25	.93
2015	.25	.25	.25	.275	1.03
2016	.275	.275	.275	.3025	1.13
2017	.3025	.3025	.3025	.325	

**BUSINESS:** OGE Energy Corp. is a holding company for Oklahoma Gas and Electric Company (OG&E), which supplies electricity to 841,000 customers in Oklahoma (84% of electric revenues) and western Arkansas (8%); wholesale is (8%). Owns 25.7% of Enable Midstream Partners. Electric revenue breakdown: residential, 42%; commercial, 25%; industrial, 15%; other, 18%. Generating sources: coal, 33%; gas, 31%; wind, 5%; purchased, 31%. Fuel costs: 39% of revenues. '16 reported depreciation rate (utility): 3.0%. Has 2,500 employees. Chairman, President and Chief Executive Officer: Sean Trauschke. Incorporated: Oklahoma. Address: 321 North Harvey, P.O. Box 321, Oklahoma City, Oklahoma 73101-0321. Telephone: 405-553-3000. Internet: www.oge.com.

**OGE Energy's utility subsidiary plans to file a rate case in Oklahoma soon.** Oklahoma Gas and Electric will put forth an application to recover its \$390 million investment in a project to modernize the 462-megawatt Mustang gas-fired plant. A decision from the Oklahoma Corporation Commission is due 180 days after OG&E's filing. The company hopes the outcome of this case is far better than the one it received earlier this year, when it was granted just \$8.8 million of the \$92.5 million it requested. Note that in Arkansas, the utility will recover these costs through the state's formula rate plan.

We have trimmed our 2017 earnings estimate by a nickel a share. The summer weather conditions in OG&E's service area hurt earnings by \$0.08 a share in the third quarter. This prompted management to lower its profit target from \$1.93-\$2.09 a share to \$1.85-\$1.91 a share. Our revised estimate is near the upper end of this range.

We forecast an earnings increase of 8% in 2018. We base this on a return to normal weather patterns following unfavorable weather in 2017. If the decision in

the upcoming rate case turns out to be as unfavorable as the one in 2017, however, our estimate might well prove optimistic. The utility is building two environmental compliance projects. OG&E is adding scrubbers to two coal-fired units at a cost of \$542 million. It is also converting a coal-fired plant to a gas-fired facility at a cost of \$76 million. Each project is on track to be completed by the end of 2018.

The board of directors raised the quarterly dividend by 0.03 a share 9.9% effective with the October payment. OGE Energy has been expecting 10% increases through 2019, so we expect similar growth next year. The company's dividend policy beyond then will depend on (among other things) the amount of distributions it receives from its 25.7% stake in Enable Midstream Partners, a mid-stream natural gas master limited partnership.

This stock has a dividend yield that is above average even for an electric company. Total return potential to 2020-2022 is also better than those of most utility issues.

Paul E. Debbas, CFA December 15, 2017

(A) Diluted EPS. Excl. nonrecurring losses: '02, 20¢; '03, 7¢; '04, 3¢; '15, 33¢; gains on discontinued operations: '02, 6¢; '05, 25¢; '06, 20¢. Next earnings report due late Feb. (B) Div'ds historically paid in late Jan., Apr., July, & Oct. (C) Rate allowed on com. eq. in OK in '16: 9.5%; in AR in '11: 9.95%; earned on avg. com. eq., '16: 10.0%. Regulatory Climate: Average. (D) Incl. deferred charges. In '16: \$2.03/sh. (E) In millions, adj. for split. (F) Rate base: Net original cost.

**Company's Financial Strength** A  
**Stock's Price Stability** 85  
**Price Growth Persistence** 55  
**Earnings Predictability** 80





# Blue Chip Economic Indicators<sup>®</sup>

**Top Analysts' Forecasts of the U.S. Economic Outlook for the Year Ahead**  
**Vol. 43, No. 3, March 10, 2018**



# BLUE CHIP ECONOMIC INDICATORS®

## EXECUTIVE EDITOR:

**RANDELL E. MOORE**

3663 Madison Ave.

Kansas City, MO 64111

Phone (816) 931-0131

E-mail: [randy.moore@wolterskluwer.com](mailto:randy.moore@wolterskluwer.com)

Robert J. Eggert

Founder

Publisher: Dom Cervi

**Blue Chip Economic Indicators®** (ISSN: 0193-4600) is published monthly by CCH Incorporated, 76 Ninth Avenue, New York, NY 10011. Printed in the U.S.A.

**Subscriptions:** \$1,595 per year for print delivery of 12 monthly issues. For alternate formats (PDF, Excel, online), multiple-copy rates and site-license agreements call Nelson Pereira in the U.S. at 212-771-0701. You may also contact him at:

[nelson.pereira@wolterskluwer.com](mailto:nelson.pereira@wolterskluwer.com)

**Permission requests:** For information on how to obtain permission to reproduce content, please visit the Wolters Kluwer website at: <http://www.wklawbusiness.com/footer-pages/permissions>

**Purchasing reprints:** For customized article reprints, please contact *Wright's Media* at 1-877-652-5295 or go to the *Wright's Media* website at [www.wrightsmmedia.com](http://www.wrightsmmedia.com).

**Customer Service: 1-800-234-1660**

**To Order: 1-800-638-8437**

**Customer Service Fax: 1-800-901-9075**

**Email:** [customer.service@wolterskluwer.com](mailto:customer.service@wolterskluwer.com)

**Web Site:**

<https://rus.wolterskluwer.com/bluechip.asp>

**Blue Chip Economic Indicators®** is a general circulation news monthly. No statement in this issue is to be construed as a recommendation to buy or sell securities or to provide investment advice. The editor and CCH, while considering the contents to be accurate and reliable, take no responsibility for the information contained herein.

**Copyright © 2018 CCH Incorporated. All Rights Reserved.** This material may not be used, published, broadcast, rewritten, copied, redistributed or used to create any derivative works without prior written permission from the publisher.

## TABLE OF CONTENTS

<b>Summary</b> -- Highlights of latest survey results .....	<b>p. 1</b>
<b>2018 Blue Chip Forecasts</b> -- Individual and consensus forecasts of annual change in 15 key U.S. economic variables .....	<b>p. 2</b>
<b>2019 Blue Chip Forecasts</b> -- Individual and consensus forecasts of annual change in 15 key U.S. economic variables .....	<b>p. 3</b>
<b>History of Annual Consensus Forecasts</b> -- Annual forecasts from January 2017 to present and selected graphs .....	<b>p. 4</b>
<b>Quarterly Blue Chip Forecasts</b> -- Consensus forecasts of quarterly change in 12 U.S. economic variables through the end of 2019.....	<b>p. 5</b>
<b>Blue Chip International Forecasts</b> -- 2018 and 2019 consensus forecasts of economic growth, inflation, current account, exchange rate and short-term interest rate for 15 of America's largest trading partners .....	<b>p. 6-7</b>
<b>Recent Developments</b> -- Graphs and analysis of economic trends .....	<b>p. 8-9</b>
<b>Quarterly U.S. Forecasts</b> -- Graphs and analysis of latest quarterly consensus forecasts of key U.S. economic variables .....	<b>p. 10-11</b>
<b>International Forecasts</b> -- Graphs and analysis of selected international consensus forecasts .....	<b>p. 12</b>
<b>Databank</b> -- Monthly historical data on many key indicators of economic activity .....	<b>p. 13</b>
<b>Special Questions</b> -- Results of twice-annual long-range survey. Consensus forecasts for the five years 2020 through 2024 and the five-year period 2025-2029 .....	<b>p. 14-15</b>
<b>Viewpoints</b> -- A sampling of views on the economy and government excerpted from recent reports issued by our panel members or others ....	<b>p. 16-17</b>
<b>Calendar</b> -- Release dates for important upcoming economic data, FOMC meetings, etc .....	<b>p. 18</b>

## Consensus Still Predicts Annual Real GDP Growth Of 2.8% In 2018

**Domestic Commentary** The consensus forecast of annual real (inflation-adjusted) GDP growth in 2018 remained at 2.8% this month even though the consensus forecast of growth in the current quarter fell over the past month as high-frequency data releases forced our panelists to pare their expectations. However, consensus forecasts of real GDP's growth rate over the remaining three quarters of this year rose. This served to keep the forecast of annual growth this year unchanged, but lifted the forecast of its fourth quarter-over-fourth quarter (q4/q4) change by 0.1 of a percentage point to an identical 2.8%.

Real GDP now is forecast to grow 2.5% at a seasonally-adjusted annual rate (saar) in the current quarter. That is down 0.3 of a percentage point from last month's forecast, but would match its downwardly-revised growth rate in Q4 of last year.

Undercutting expectations of real GDP growth this quarter were January reports on personal consumption, housing starts, industrial production, and trade. Real personal consumption expenditures (PCE) fell 0.1 of a percentage point in January and now are forecast to grow 2.2% (saar) this quarter, 0.4 of a percentage point slower than last month and a sharp departure from the 3.8% (saar) increase registered in the final quarter of last year. While total housing starts jumped in January the increase was largely accounted for by a surge in the volatile multi-family component while starts of single-family homes rose weakly after a surge in December. This likely prompted many of our forecasters to predict little if any growth in real residential investment this quarter following the strong 13.0% growth rate in Q4.

Real nonresidential fixed investment also is predicted by many to grow a bit more slowly in Q1 than the 6.6% (saar) seen last quarter as spending on equipment moderates a bit. Industrial production was also softer than expected in January, falling 0.1% as manufacturing registered a second, consecutive month of no change. As a result, the consensus forecast of this industrial production's growth rate this quarter fell 0.5 of a percentage point to 2.5%. Moreover, the January trade deficit swelled to a greater-than-expected, nine-year high. As a result, the consensus now predicts that trade will subtract more from GDP in the current quarter than forecast a month ago, although by less than the 1.13 percentage points it subtracted from real GDP's growth rate in Q4. Private inventories, on the other hand, are expected to swell materially this quarter after subtracting 0.7 of a percentage point from real GDP's rate of growth last quarter. Over the remainder of this year, inventories are expected to contribute significantly less to GDP growth.

In addition to these factors, there also is likely recognition by our panelists that Q1's rate of real GDP growth may yet again be depressed by the same seasonal-adjustment issues that have led to poorer-than-expected showings for Q1 GDP growth for over a decade.

The consensus now predicts that real GDP will grow 3.1% in Q2, 2.9% in Q3, and 2.8% in Q4 of this year, each 0.2 of a percentage point greater than forecast last month. The pickup in the pace of growth compared to Q1 seems to be premised on the fiscal stimulus now in the pipeline courtesy of Congressional passage in mid-December of the \$1.5 trillion tax reform package and the late January approval of a budget deal that will boost federal spending by \$300-plus billion over the next two years.

The reductions in individuals' tax rates are projected to sustain healthy household spending, while the sharp cut in corporate tax rates and more generous expensing provisions of the tax reform legislation are expected to lift business investment in plants, equipment, and intellectual property products. However, caps on mortgage interest deductibility may hurt home building and sales.

Real PCE is forecast by the consensus to grow 2.8% (saar) in Q2, of this year, 2.6% in Q3 and 2.5% in Q4. For all of 2018 it is projected to increase 2.7% on an annual basis. That is 0.1 of a percentage point less than forecast last month, but would match the annual increases regis-

tered in the past two years. Supporting the expected gain in PCE will be a 2.7% increase in real disposable personal income (DPI), says the consensus. That estimate rose 0.1 of a percentage point over the past month. Reflective of expectations that consumer spending will remain solid, for a third, straight month the consensus forecast that car and light truck sales in 2018 will total 17.0 million units, only marginally below last year's total of 17.2 million.

Real nonresidential fixed investment is forecast by the consensus to register an annual increase of 5.5% this year. That also slipped 0.1 of a percentage point from a month earlier, but still would mark the largest annual increase since 2014. Real residential investment also is forecast to increase somewhat faster this year after rising a paltry 1.8% in 2017. The consensus now forecasts that new housing starts put in place this year will total 1.29 million units. That's up 10,000 units from a month ago and would represent a 7.5% increase over the 2017 total for new starts. Total industrial production is forecast to register an annual increase of 3.2%. That's down 0.1 of a percentage point from last month, but much better than the 1.8% increase in 2017.

The anticipated strength in domestic demand is expected by the consensus to widen the real net export deficit this year to -\$677.6 billion, about \$8.5 billion greater than forecast last month and some \$56 billion worse than in 2017.

Another year of above trend economic growth is expected to drive the unemployment rate lower still, leaving it averaging 3.9% in 2018, the lowest since 1969. Along with lower unemployment, inflation is projected to increase. The GDP price index still is forecast by the consensus to register an annual increase of 2.1%, the most since 2011. The Consumer Price Index (CPI) is forecast to record an annual increase of 2.4%, up 0.1 of a percentage point over the past month.

Given the very low rate of unemployment and inflation rapidly approaching the Federal Reserve's 2.0% target, policymakers are expected to continue their gradual rate hike regime, enacting at least three, and maybe four 25 basis point interest rate increases this year.

As for 2019, the consensus forecast of annual real GDP growth rose 0.1 of a percentage point this month to 2.5%. It is projected to grow 2.3% on a q4/q4 basis. The unemployment rate is forecast by the consensus to average 3.6% next year, down 0.1 of a percentage point from a month earlier. Real PCE is forecast to increase 2.4% on an annual basis next year, up 0.1 of a percentage point from last month, while real DPI is forecast to increase 2.7% for a second, consecutive year. Real nonresidential fixed investment is projected to grow 4.6% in 2019, up 0.2 of a percentage point from a month ago. Total industrial production is expected to register an annual increase of 2.5%, up 0.1 of a percentage point from last month.

Housing starts are expected to total 1.34 million units in 2019, 3.9% greater than their projected 2018 total. Car and light truck sales are forecast to total 16.8 million units next year. Both the CPI and the GDP price index still are expected to record annual increases of 2.2% in 2019.

Given these circumstances, the consensus predicts that the Federal Reserve will continue to tighten policy in 2019, raising its policy rate by perhaps another 50 basis points.

**International Commentary** The forecast of annual real GDP growth in the Eurozone this year rose 0.1 of a percentage point to 2.3%, but the forecast of 2019 growth stayed at 1.9%. The forecast of annual 2018 growth in China rose to 6.5% this month, while the estimate of 2019 growth increased to 6.3%.

**Special Questions** This issue contains our latest long-range survey results. On page 14 are estimates for 2020 through 2024 and an average for the five-year period 2025-2029. Page 15 compares the results with those of last October's long-range survey and the latest long-range assumptions from the Trump Administration.

## 2018 Real GDP Forecast Remains At 2.8%

MARCH 2018 Forecast For 2018 SOURCE:	----- Percent Change 2018 From 2017 (Full Year-Over-Prior Year) -----									- Average For 2018 ----			- Total Units-2018 ----		--2018--	
	1	2	3	4	5	6	7	8	9	10	11	12	13	14	15	
Real GDP (Chained (2009\$)	GDP Price Index	Nominal GDP (Cur.\$)	Consumer Price Index	Indust. Prod. (Total)	Dis. Pers. Income (2009\$)	Personal Cons. Exp. (2009\$)	Non-Res. Fix. Inv. (2009\$)	Corp. Profits (Cur.\$)	Treas. Bills 3-mo.	Treas. Notes 10-Year	Unempl. Rate (Civ.)	Housing Starts (Mil.)	Auto&Light Truck Sales (Mil.)	Net Exports (2009\$)		
SOM Economics, Inc.	3.2 H	2.0	5.2	2.2	3.3	2.8	2.7	6.1	6.5	1.9	3.2	3.9	1.28	17.0	-649.0	
Amherst Pierpont Securities	3.1	2.3	5.5	2.9	3.3	2.6	2.7	6.4	8.0	1.9	3.2	4.0 H	1.31	17.0	-664.0	
BNP Paribas North America	3.1	na	na	2.3	3.6	na	3.6 H	7.0	na	na	2.8	3.8	na	na	-710.0	
Northern Trust Company*	3.1	2.4	5.6	2.6	na	2.5	2.2	4.2	5.8	1.9	3.1	3.9	1.30	17.1	-682.3	
Regions Financial Corporation	3.1	1.9	5.1	2.7	3.3	2.6	2.6	5.7	5.9	1.8	3.0	4.0 H	1.30	16.8	-656.1	
ACT Research	3.0	2.0	5.1	2.4	3.4	3.0	2.8	5.9	na	1.8	2.9	3.9	1.27	16.7	-691.4	
Action Economics	3.0	2.1	5.2	2.6	3.5	3.0	3.0	5.7	11.3 H	1.9	2.9	3.9	1.33	17.3	-649.7	
Comerica*	3.0	2.0	5.0	2.1	0.6 L	2.0	2.2	6.5	na	1.8	3.0	4.0 H	1.28	16.7	-622.0	
Conference Board*	3.0	2.0	5.0	2.2	na	3.2	2.8	4.9	6.5	2.0	3.2	3.9	1.27	17.3	-677.6	
FedEx Corporation	3.0	2.1	5.1	2.4	3.4	2.9	2.8	6.2	5.6	1.8	3.0	3.9	1.31	17.2	-695.9	
Naroff Economic Advisors*	3.0	2.3	5.3	2.8	3.6	2.2	3.1	5.9	7.8	1.8	3.1	3.9	1.34	17.1	-657.0	
Nomura Securities	3.0	3.3 H	6.3 H	2.5	3.9	2.6	3.0	4.6	na	na	3.1	3.8	1.24	16.8	-737.2 L	
Bank of America Merrill Lynch	2.9	2.0	4.9	2.4	3.0	na	2.8	5.8	na	1.8	2.8	3.9	1.27	16.7	-696.0	
Barclays*	2.9	2.1	5.1	2.2	na	na	2.8	5.9	na	na	2.6	3.7 L	1.35	na	-694.7	
Econoclast	2.9	2.2	5.1	2.5	3.1	2.7	2.8	5.3	6.5	1.9	3.0	3.9	1.29	16.7	-671.0	
Georgia State University*	2.9	1.8	5.1	2.4	4.2 H	3.6	2.9	6.7	6.3	1.6 L	3.2	4.0 H	1.25	17.1	-695.0	
High Frequency Economics	2.9	2.4	5.4	2.5	4.2 H	2.7	2.9	5.0	2.5	1.9	2.9	3.7 L	1.24	16.9	-678.7	
Inforum - Univ. of Maryland	2.9	2.1	5.1	2.3	3.4	2.7	2.8	5.6	6.4	1.8	2.9	4.0 H	1.29	17.1	-655.3	
Moody's Analytics	2.9	2.1	5.1	2.5	2.9	1.8 L	2.7	5.6	4.0	1.7	3.1	3.8	1.45 H	16.9	-727.9	
Swiss Re	2.9	2.0	5.0	2.3	2.9	2.3	2.9	4.8	5.6	1.9	2.9	4.0 H	1.26	16.8	-707.0	
UCLA Business Forecasting Proj.*	2.9	2.5	5.4	2.4	4.0	3.2	2.9	6.3	9.6	1.8	3.3 H	3.9	1.30	17.0	-712.9	
Oxford Economics	2.9	2.2	5.2	2.5	3.9	2.6	2.7	6.2	9.9	1.8	2.9	3.8	1.28	16.9	-675.1	
BMO Capital Markets*	2.8	2.1	5.0	2.7	3.2	2.8	2.7	4.0	6.4	1.9	3.0	3.8	1.28	16.6	-682.0	
Grant Thornton/Diane Swonk	2.8	2.0	4.8	2.2	3.3	3.0	2.7	5.1	9.0	1.9	3.1	3.9	1.32	16.9	-707.9	
Moody's Capital Markets*	2.8	2.0	4.9	2.8	3.3	2.1	2.7	4.7	5.8	1.8	2.8	3.9	1.28	16.9	-643.9	
MUFG Union Bank	2.8	2.1	4.9	3.1 H	3.3	na	2.9	7.0	6.0	1.9	2.8	3.9	1.40	17.4	-660.0	
National Assn. of Realtors	2.8	2.4	5.4	2.9	2.3	2.8	2.7	5.5	6.5	2.0	3.0	3.9	1.34	17.2	-652.0	
PNC Financial Services Group	2.8	2.4	5.3	2.2	2.8	1.9	2.5	5.3	na	1.7	3.0	3.9	1.29	17.0	-683.8	
RBC Capital Markets	2.8	2.0	4.8	2.2	na	na	2.7	5.5	na	na	3.0	3.8	1.24	17.5 H	-672.0	
S&P Global*	2.8	1.8	4.6	2.2	3.5	2.8	2.7	6.3	6.6	1.7	2.8	3.9	1.26	16.9	-634.6	
U.S. Chamber of Commerce	2.8	2.0	4.8	1.9	2.0	2.1	2.9	4.6	5.2	1.8	3.0	4.0 H	1.30	na	-675.0	
AIG	2.7	1.7 L	4.4 L	1.7	3.7	3.7	2.7	5.7	1.5 L	1.7	2.7	3.9	1.25	16.9	-639.0	
Credit Suisse	2.7	1.9	4.6	1.9	3.2	na	2.5	5.9	na	na	na	4.0 H	na	na	-644.6	
Daiwa Capital Markets America	2.7	2.2	4.9	2.8	3.5	2.3	2.6	5.0	7.0	1.9	3.1	3.9	1.24	16.9	-665.0	
Eaton Corporation	2.7	1.7 L	4.5	2.0	2.9	3.8 H	2.7	5.8	na	1.9	3.0	3.9	1.27	16.9	-665.3	
Fannie Mae	2.7	1.9	4.7	2.2	2.9	2.9	2.7	5.3	8.7	2.1	2.9	3.9	1.29	16.9	-711.2	
Ford Motor Company*	2.7	2.0	4.7	2.1	3.1	3.0	2.6	5.0	na	na	2.9	3.9	1.31	na	-703.6	
General Motors	2.7	2.0	4.8	2.2	3.2	3.0	2.6	4.9	8.8	1.8	3.0	3.9	1.32	na	-705.5	
Goldman Sachs & Co.**	2.7	2.1	4.8	2.5	3.5	2.3	2.7	4.8	na	1.9	3.1	3.8	1.26	na	-682.7	
Macroeconomic Advisers by IHS Markit*	2.7	2.0	4.8	2.2	3.2	3.0	2.7	5.0	8.9	1.8	3.0	3.9	1.32	16.9	-706.8	
National Assn. of Home Builders	2.7	2.0	4.7	2.2	3.1	2.9	2.7	5.5	na	1.8	3.0	4.0 H	1.25	16.8	-704.3	
NatWest Markets	2.7	2.0	4.8	2.1	3.8	2.5	2.6	6.7	8.0	1.9	2.8	4.0 H	1.35	16.5	-686.0	
Turning Points (Micrometrics)	2.7	2.1	4.8	2.3	3.6	2.2	2.4	3.8	3.8	1.9	2.8	4.0 H	1.27	17.5 H	-651.7	
UBS	2.7	2.0	4.8	2.3	3.0	3.4	3.0	6.3	na	1.9	2.5	3.8	1.30	na	-701.0	
J P MorganChase	2.6	2.2	4.9	2.6	1.9	2.3	2.6	7.8 H	5.1	na	2.9	3.7 L	1.31	17.1	-701.0	
Point72 Asset Management*	2.6	2.2	4.8	2.9	3.4	2.3	2.6	5.2	8.6	1.9	3.0	3.8	1.30	16.8	-701.3	
RDQ Economics	2.6	2.1	4.8	2.6	3.6	2.4	2.6	6.6	6.1	2.0	3.0	3.9	1.25	17.5 H	-736.4	
Wells Capital Management	2.6	2.2	4.9	2.5	3.6	2.1	2.6	4.9	5.7	2.1 H	3.2	4.0 H	1.28	17.0	-668.0	
Wells Fargo	2.6	2.3	4.9	2.5	3.4	2.2	2.7	5.9	3.2	1.9	2.9	4.0 H	1.31	16.8	-686.1	
ACIMA Private Wealth	2.5	2.0	4.5	1.6 L	2.8	2.1	2.1 L	3.7 L	na	2.0	2.6	4.0 H	1.26	17.1	-590.0 H	
Economist Intelligence Unit	2.5	2.2	4.7	2.2	3.2	2.9	2.6	4.9	na	1.9	3.0	3.8	1.27	16.9	-643.0	
MacroFin Analytics	2.5	2.1	4.6	2.2	3.5	2.4	2.6	4.4	6.0	1.8	3.0	4.0 H	1.27	17.0	-656.3	
Morgan Stanley*	2.5	2.0	4.5	2.2	2.6	2.2	2.7	4.0	na	1.8	2.1 L	3.8	1.23 L	16.4 L	-650.1	
Societe Generale	2.4 L	2.0	4.5	2.0	na	3.8 H	2.6	4.4	5.4	1.8	2.9	3.8	1.28	16.8	-677.0	
<b>2018 Consensus: March Avg.</b>	<b>2.8</b>	<b>2.1</b>	<b>5.0</b>	<b>2.4</b>	<b>3.2</b>	<b>2.7</b>	<b>2.7</b>	<b>5.5</b>	<b>6.5</b>	<b>1.9</b>	<b>2.9</b>	<b>3.9</b>	<b>1.29</b>	<b>17.0</b>	<b>-677.6</b>	
Top 10 Avg.	3.1	2.5	5.5	2.8	3.9	3.4	3.0	6.7	9.1	2.0	3.2	4.0	1.35	17.3	-636.6	
Bottom 10 Avg.	2.5	1.9	4.6	2.0	2.4	2.1	2.4	4.2	4.2	1.7	2.6	3.8	1.24	16.7	-716.3	
February Avg.	2.8	2.1	4.9	2.3	3.3	2.6	2.8	5.6	6.3	1.8	2.9	3.9	1.28	17.0	-670.1	
Historical data	2014	2.6	1.8	4.4	1.6	3.1	3.6	2.9	6.9	5.3	0.0	2.5	6.2	1.00	16.4	-427.7
	2015	2.9	1.1	4.0	0.1	-0.7	4.2	3.6	2.3	-1.1	0.1	2.2	5.3	1.11	17.4	-545.3
	2016	1.5	1.3	2.8	1.3	-1.2	1.4	2.7	-0.6	-2.1	0.3	1.8	4.9	1.17	17.5	-586.3
	2017	2.3	1.8	4.1	2.1	1.8	1.2	2.7	4.7	na	0.9	2.4	4.4	1.20	17.2	-621.4
Number Of Forecasts Changed From A Month Ago:																
Down	12	4	9	9	20	13	24	25	8	2	4	11	2	12	24	
Same	21	28	15	22	15	17	19	16	11	23	18	37	32	25	14	
Up	17	18	26	19	11	15	7	9	14	19	27	2	15	4	12	
March Median	2.8	2.1	4.9	2.3	3.3	2.7	2.7	5.5	6.4	1.9	3.0	3.9	1.28	16.9	-678.2	
March Diffusion Index	55 %	64 %	67 %	60 %	40 %	52 %	33 %	34 %	59 %	69 %	73 %	41 %	63 %	40 %	38 %	%

\*Former winner of annual Lawrence R. Klein Award for Blue Chip Forecast Accuracy. \*\*Denotes two-time winner.

## 2019 Real GDP Forecast Rises To 2.5%

MARCH 2018 Forecast For 2019 SOURCE:	----- Percent Change 2019 From 2018 (Full Year-Over-Prior Year) -----										- Average For 2019 ----			- Total Units-2019 ----		--2019--
	1	2	3	4	5	6	7	8	9	10	11	12	13	14	15	
	Real GDP (Chained (2009\$))	GDP Price Index	Nominal GDP (Cur.\$)	Consumer Price Index	Indust. Prod. (Total)	Dis. Pers. Income (2009\$)	Personal Cons. Exp. (2009\$)	Non-Res. Fix. Inv. (2009\$)	Corp. Profits (Cur.\$)	Treas. Bills 3-mo.	Treas. Notes 10-Year	Unempl. Rate (Civ.)	Housing Starts (Mil.)	Auto&Light Truck Sales (Mil.)	Net Exports (2009\$)	
RBC Capital Markets	3.2 H	2.1	5.3	2.2	na	na	3.0 H	6.9	na	na	3.6	3.5	na	17.3	-729.0	
SOM Economics, Inc.	3.2 H	2.1	5.4	2.3	3.0	2.7	2.6	5.8	6.0	2.8	3.7	3.6	1.33	16.8	-661.0	
Action Economics	3.0	2.3	5.4	2.3	2.8	3.2	3.0 H	4.1	9.0 H	2.5	3.1	3.6	1.38	17.7	-675.3	
Conference Board*	3.0	2.0	5.0	2.3	na	2.7	2.7	4.6	5.1	2.9	4.2 H	3.5	1.30	17.6	-738.3	
Macroeconomic Advisers by IHS Markit*	3.0	2.3	5.3	1.5 L	3.3	4.2 H	2.7	6.7	4.1	2.6	3.5	3.5	1.39	16.9	-779.5	
Northern Trust Company*	3.0	2.3	5.3	2.4	na	2.1	2.3	4.4	4.1	2.8	3.8	3.7	1.40	17.1	-709.6	
UBS	3.0	2.0	5.0	2.1	2.0	3.2	2.7	5.8	na	2.8	2.7	3.3	1.46	na	-810.7	
Amherst Pierpont Securities	2.9	2.5	5.5	3.1 H	2.6	2.6	2.5	5.7	7.0	2.9	3.9	3.7	1.37	16.9	-683.0	
MUFG Union Bank	2.9	2.0	4.9	2.9	2.1	na	2.9	7.0 H	7.0	2.9	3.4	3.6	1.50	17.5	-700.0	
Fannie Mae	2.8	2.3	5.1	1.5 L	2.6	4.0	2.6	6.8	3.7	2.5	3.0	3.7	1.31	16.7	-776.1	
NatWest Markets	2.8	1.9	4.8	1.6	2.8	3.0	2.5	6.5	7.0	2.8	3.0	3.7	1.45	16.2	-691.0	
Wells Fargo	2.8	2.1	4.9	2.3	2.5	2.6	2.6	4.7	2.9	2.5	3.3	3.8	1.37	16.5	-695.6	
Daiwa Capital Markets America	2.7	2.4	5.1	2.4	3.1	2.4	2.5	4.9	2.5	2.8	3.8	3.5	1.27	16.7	-699.0	
Econoclast	2.7	2.0	4.7	2.3	2.2	2.0	2.5	4.8	4.8	2.5	3.3	3.6	1.28	17.0	-715.0	
Grant Thornton/Diane Swonk	2.7	2.3	5.1	1.5 L	3.0	4.0	2.5	6.4	2.9	3.0	3.8	3.5	1.34	16.8	-774.7	
Naroff Economic Advisors*	2.7	2.5	5.2	2.6	2.3	1.7	2.4	3.2	5.7	2.8	4.1	3.6	1.44	16.8	-731.0	
Nomura Securities	2.7	2.0	4.7	2.2	3.7 H	2.5	2.7	5.2	na	na	3.1	3.3	1.30	16.7	-815.3	
U.S. Chamber of Commerce	2.7	2.0	4.8	2.0	2.3	2.5	2.8	4.2	4.4	2.2	3.3	4.1	1.33	na	-715.1	
Barclays*	2.6	2.2	4.8	2.1	na	na	2.3	4.4	na	na	na	3.1 L	na	na	-733.4	
FedEx Corporation	2.6	2.2	4.6	2.3	2.6	2.7	2.5	5.7	4.6	2.7	3.4	3.8	1.34	17.1	-740.8	
High Frequency Economics	2.6	2.6	5.3	2.6	3.2	2.6	2.5	3.7	-1.0 L	2.9	3.5	3.2	1.26	16.7	-720.3	
Moody's Analytics	2.6	2.8	5.5	2.5	1.9	2.8	2.5	4.9	5.6	3.0	4.0	3.6	1.68 H	17.0	-883.2 L	
National Assn. of Home Builders	2.6	2.3	4.9	2.2	3.1	3.2	2.5	5.2	na	2.6	3.5	3.7	1.29	16.7	-734.2	
National Assn. of Realtors	2.6	2.3	4.9	2.5	2.2	2.7	2.5	4.5	4.5	2.5	3.4	3.9	1.39	17.0	-650.0	
Point72 Asset Management*	2.6	2.4	5.2	2.9	2.7	2.2	2.4	5.9	4.5	2.9	3.3	3.2	1.35	16.7	-760.8	
UCLA Business Forecasting Proj.*	2.6	3.0 H	5.6 H	2.1	2.9	3.8	2.2	5.7	2.5	2.6	4.1	3.5	1.38	16.6	-746.8	
ACT Research	2.5	2.0	4.6	2.0	1.8	2.9	2.4	4.7	na	2.5	3.1	3.3	1.30	16.3	-740.3	
BMO Capital Markets*	2.5	2.0	4.6	2.2	2.3	1.9	2.2	2.4	4.6	2.6	3.3	3.5	1.27	16.2	-729.0	
Comerica*	2.5	2.0	4.5	2.0	0.2 L	2.5	2.1	5.4	na	2.4	3.5	3.8	1.31	16.1	-627.0	
Ford Motor Company*	2.5	2.3	4.9	2.0	2.7	3.9	2.4	4.6	na	na	3.0	3.7	1.38	na	-744.0	
General Motors	2.5	2.3	4.9	1.5 L	2.9	3.9	2.2	5.9	3.0	2.2	3.4	3.6	1.37	na	-756.3	
Georgia State University*	2.5	2.4	4.9	2.1	2.8	3.7	2.5	5.5	2.5	2.2	3.8	3.8	1.24	16.4	-734.5	
Inforum - Univ. of Maryland	2.5	2.2	4.8	2.3	2.5	2.7	2.4	4.2	3.9	2.5	3.4	3.8	1.34	17.0	-692.3	
Oxford Economics	2.5	2.0	4.6	1.9	3.2	1.7	2.2	4.2	4.2	2.6	3.3	3.6	1.32	16.9	-715.0	
Regions Financial Corporation	2.5	2.0	4.6	2.1	2.4	2.6	2.3	4.2	4.6	2.4	3.4	3.7	1.38	16.4	-658.9	
Turning Points (Micrometrics)	2.5	2.2	4.7	2.3	2.4	2.8	2.1	4.1	3.5	2.5	3.5	3.9	1.31	17.4	-654.5	
AIG	2.4	2.3	4.7	1.9	3.0	3.8	2.6	5.8	2.0	2.1	3.2	3.8	1.32	16.9	-695.0	
Bank of America Merrill Lynch	2.4	1.9	4.3	2.1	2.5	na	2.3	4.9	na	na	na	3.3	1.35	15.9	-742.0	
MacroFin Analytics	2.4	2.2	4.7	2.2	3.4	2.5	2.2	3.5	3.6	2.5	3.8	3.8	1.28	16.8	-651.8	
Moody's Capital Markets*	2.4	1.9	4.3	1.8	2.3	1.7	2.3	2.3	5.0	2.1	2.6	3.8	1.26	16.8	-607.1	
PNC Financial Services Group	2.4	1.5 L	3.9	2.1	1.7	2.8	2.2	4.2	na	2.3	3.2	3.8	1.36	16.6	-712.0	
RDQ Economics	2.4	2.3	4.7	2.3	3.5	2.3	2.4	7.0 H	3.2	2.9	3.7	3.5	1.30	18.0 H	-859.6	
Eaton Corporation	2.3	2.0	4.3	2.0	2.3	3.5	2.4	4.0	na	2.5	3.2	3.8	1.31	17.2	-717.4	
Economist Intelligence Unit	2.3	2.3	4.6	2.3	2.5	2.3	2.4	2.8	na	2.5	3.4	3.6	1.31	16.6	-652.0	
Goldman Sachs & Co.**	2.2	1.9	4.2	1.9	1.7	2.7	1.9	3.3	na	2.9	3.5	3.4	1.29	na	-694.0	
J P Morgan Chase	2.2	2.2	4.4	2.3	1.0	1.9	2.1	4.1	1.3	na	na	3.3	1.32	17.0	-787.4	
S&P Global*	2.2	1.9	4.1	1.9	2.7	2.0	2.3	4.6	-0.1	2.4	3.2	3.9	1.31	16.7	-666.2	
Swiss Re	2.2	1.9	4.1	2.2	1.6	2.7	2.9	2.3	5.0	2.6	2.9	3.9	1.30	16.5	-834.0	
Wells Capital Management	2.2	2.3	4.4	2.3	2.8	2.2	2.2	3.7	4.4	3.1 H	3.8	3.7	1.25	16.5	-693.0	
BNP Paribas North America	2.1	na	na	2.1	1.8	na	2.3	3.8	na	na	3.0	3.6	na	na	-750.0	
Morgan Stanley*	2.1	1.8	4.0	1.8	2.1	3.0	2.5	3.6	na	2.5	na	3.8	1.34	15.0 L	-690.9	
Credit Suisse	1.9	2.1	4.1	1.9	na	na	2.0	4.4	na	na	na	3.8	na	na	-676.7	
ACIMA Private Wealth	1.7	2.1	3.8	1.9	2.0	1.5 L	1.4 L	1.5	na	1.8 L	2.0 L	4.2 H	1.24	16.0	-580.0 H	
Societe Generale	1.2 L	1.9	3.1 L	2.1	na	2.6	1.8	0.4 L	2.8	2.0	2.6	3.7	1.23 L	16.6	-702.0	
<b>2019 Consensus: March Avg.</b>	<b>2.5</b>	<b>2.2</b>	<b>4.7</b>	<b>2.2</b>	<b>2.5</b>	<b>2.7</b>	<b>2.4</b>	<b>4.6</b>	<b>4.1</b>	<b>2.6</b>	<b>3.4</b>	<b>3.6</b>	<b>1.34</b>	<b>16.8</b>	<b>-719.1</b>	
Top 10 Avg.	3.0	2.5	5.4	2.6	3.2	3.8	2.8	6.5	6.2	2.9	3.9	3.9	1.45	17.4	-640.9	
Bottom 10 Avg.	2.0	1.9	4.0	1.7	1.6	1.9	2.0	2.5	1.8	2.2	2.8	3.3	1.26	16.1	-808.1	
February Avg.	2.4	2.2	4.6	2.2	2.4	2.7	2.3	4.4	4.1	2.5	3.3	3.7	1.33	16.7	-701.0	
Number Of Forecasts Changed From A Month Ago:																
Down	4	7	5	9	11	8	6	14	7	2	2	21	4	10	27	
Same	27	34	23	33	22	25	33	25	18	24	21	31	33	27	16	
Up	23	12	25	12	15	14	15	15	11	20	26	2	13	8	11	
March Median	2.5	2.2	4.8	2.2	2.5	2.7	2.4	4.6	4.2	2.6	3.4	3.7	1.32	16.8	-715.1	
March Diffusion Index	68 %	55 %	69 %	53 %	54 %	56 %	58 %	51 %	56 %	70 %	74 %	32 %	59 %	48 %	35 %	

\*Former winner of annual Lawrence R. Klein Award for Blue Chip Forecast Accuracy. \*\*Denotes two-time winner.

**BASIC DATA SOURCES:** <sup>1</sup>Gross Domestic Product (GDP), chained 2009\$, National Income and Product Accounts (NIPA), Bureau of Economic Analysis (BEA); <sup>2</sup>GDP Chained Price Index, NIPA, BEA; <sup>3</sup>GDP, current dollars, NIPA, BEA; <sup>4</sup>Consumer Price Index-All Urban Consumers, Bureau of Labor Statistics (BLS); <sup>5</sup>Total Industrial Production, Federal Reserve Board (FRB); <sup>6</sup>Disposable Personal Income, 2009\$, NIPA, BEA; <sup>7</sup>Personal Consumption Expenditures, 2009\$, NIPA, BEA; <sup>8</sup>Non-residential Fixed Investment, 2009\$, NIPA, BEA; <sup>9</sup>Corporate Profits Before Taxes, current dollars, with inventory valuation and capital consumption adjustments, NIPA, BEA; <sup>10</sup>Treasury Bill Rate, 3-month, secondary market, bank discount basis, FRB; <sup>11</sup>Treasury note yield, 10-year, constant maturity basis, FRB; <sup>12</sup>Unemployment Rate, civilian work force, BLS; <sup>13</sup>Housing Starts, Bureau of Census; <sup>14</sup>Total U.S. Auto and Light Truck Sales (includes imports), BEA; <sup>15</sup>Net Exports of Goods and Services, 2009\$, NIPA, BEA.



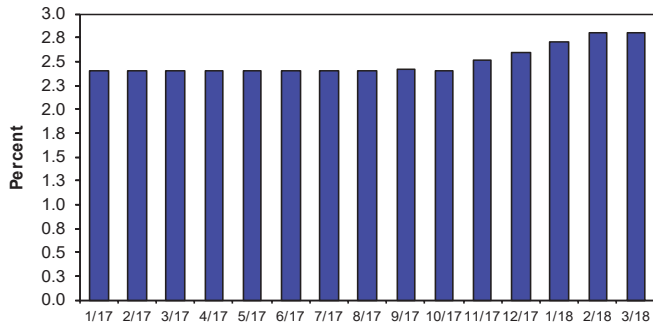
### Previous Consensus Forecasts

Consensus Forecasts For 2018	Real GDP	GDP	Nominal	Consumer	Indust.	Dis. Pers.	Personal	Non-Res.	Corp.	Treas.	Treas.	Unempl.	Housing	Auto/Truck	Net
	Chained ('2009\$)	Price Index	GDP (Cur. \$)	Price Index	Prod. (Total)	Income ('2009\$)	Cons. Exp. ('2009\$)	Fix. Inv. ('2009\$)	Profits (Cur. \$)	Bills 3-mo.	Notes 10-Year	Rate (Civ.)	Starts (Mil.)	Sales (Mil.)	Exports ('2009\$)
January 2017 Consensus	2.4	2.2	4.5	2.3	2.3	2.7	2.5	3.8	4.2	1.6	3.1	4.5	1.35	17.2	-659.2
February 2017 Consensus	2.4	2.2	4.6	2.3	2.4	2.7	2.5	3.9	3.9	1.6	3.1	4.4	1.35	17.2	-678.1
March 2017 Consensus	2.4	2.2	4.7	2.3	2.4	2.8	2.6	4.0	4.2	1.7	3.1	4.4	1.36	17.3	-685.8
April 2017 Consensus	2.4	2.2	4.6	2.3	2.4	2.8	2.5	4.0	4.4	1.8	3.2	4.4	1.36	17.1	-686.9
May 2017 Consensus	2.4	2.1	4.6	2.2	2.4	2.8	2.5	4.0	4.1	1.8	3.1	4.3	1.36	17.0	-683.0
June 2017 Consensus	2.4	2.1	4.5	2.2	2.4	2.7	2.5	3.9	4.3	1.7	3.1	4.2	1.35	16.9	-674.1
July 2017 Consensus	2.4	2.0	4.4	2.1	2.4	2.7	2.5	3.7	4.1	1.7	3.0	4.2	1.33	16.8	-662.3
August 2017 Consensus	2.4	2.0	4.4	2.0	2.4	2.6	2.4	3.8	4.2	1.7	2.9	4.1	1.31	16.8	-656.8
September 2017 Consensus	2.4	1.9	4.4	1.9	2.4	2.6	2.5	4.0	4.5	1.7	2.8	4.1	1.31	16.8	-652.8
October 2017 Consensus	2.4	1.9	4.3	1.9	2.4	2.5	2.4	4.1	4.5	1.7	2.8	4.1	1.29	16.8	-646.0
November 2017 Consensus	2.5	2.0	4.5	2.1	2.3	2.4	2.5	4.3	4.8	1.7	2.8	4.0	1.28	16.9	-631.2
December 2017 Consensus	2.6	2.0	4.6	2.1	2.5	2.4	2.5	4.7	5.4	1.7	2.8	4.0	1.27	16.9	-633.6
January 2018 Consensus	2.7	2.0	4.7	2.1	2.9	2.7	2.6	5.3	6.1	1.8	2.8	3.9	1.27	17.0	-644.4
February 2018 Consensus	2.8	2.1	4.9	2.3	3.3	2.6	2.8	5.6	6.3	1.8	2.9	3.9	1.28	17.0	-670.1
<b>March 2018 Consensus</b>	<b>2.8</b>	<b>2.1</b>	<b>5.0</b>	<b>2.4</b>	<b>3.2</b>	<b>2.7</b>	<b>2.7</b>	<b>5.5</b>	<b>6.5</b>	<b>1.9</b>	<b>2.9</b>	<b>3.9</b>	<b>1.29</b>	<b>17.0</b>	<b>-677.6</b>
Difference From Jan. 2017 Forecast	0.4	-0.1	0.5	0.1	0.9	0.0	0.2	1.7	2.3	0.3	-0.2	-0.6	-0.06	-0.2	-18.4
Forecast High	2.8	2.2	5.0	2.4	3.3	2.8	2.8	5.6	6.5	1.9	3.2	4.5	1.36	17.3	-631.2
Forecast Low	2.4	1.9	4.3	1.9	2.3	2.4	2.4	3.7	3.9	1.6	2.8	3.9	1.27	16.8	-686.9

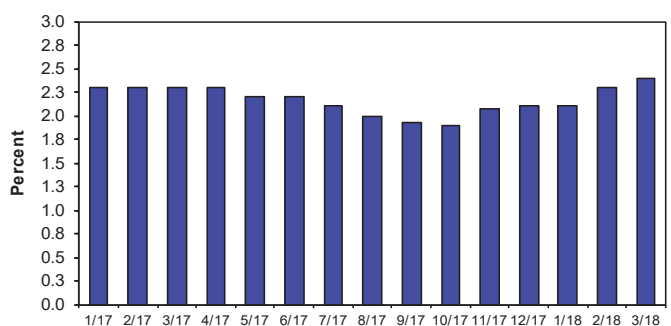
  

Consensus Forecasts For 2019	Real GDP	GDP	Nominal	Consumer	Indust.	Dis. Pers.	Personal	Non-Res.	Corp.	Treas.	Treas.	Unempl.	Housing	Auto/Truck	Net
	Chained ('2009\$)	Price Index	GDP (Cur. \$)	Price Index	Prod. (Total)	Income ('2009\$)	Cons. Exp. ('2009\$)	Fix. Inv. ('2009\$)	Profits (Cur. \$)	Bills 3-mo.	Notes 10-Year	Rate (Civ.)	Starts (Mil.)	Sales (Mil.)	Exports ('2009\$)
January 2018 Consensus	2.4	2.1	4.5	2.2	2.4	2.6	2.3	4.2	3.8	2.4	3.2	3.8	1.33	16.7	-677.8
February 2018 Consensus	2.4	2.2	4.6	2.2	2.4	2.7	2.3	4.4	4.1	2.5	3.3	3.7	1.33	16.7	-701.0
<b>March 2018 Consensus</b>	<b>2.5</b>	<b>2.2</b>	<b>4.7</b>	<b>2.2</b>	<b>2.5</b>	<b>2.7</b>	<b>2.4</b>	<b>4.6</b>	<b>4.1</b>	<b>2.6</b>	<b>3.4</b>	<b>3.6</b>	<b>1.34</b>	<b>16.8</b>	<b>-719.1</b>
Difference From Jan. 2018 Forecast	0.1	0.1	0.2	0.0	0.1	0.1	0.1	0.4	0.3	0.2	0.2	-0.2	0.01	0.1	-41.3
Forecast High	2.4	2.1	4.5	2.2	2.4	2.6	2.3	4.2	3.8	2.4	3.2	3.8	1.33	16.7	-677.8
Forecast Low	2.4	2.1	4.5	2.2	2.4	2.6	2.3	4.2	3.8	2.4	3.2	3.8	1.33	16.7	-677.8

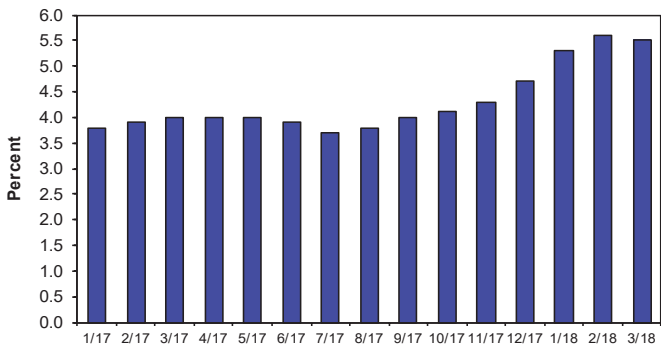
Consensus Forecasts Of Y/Y % Change In Real GDP In 2018



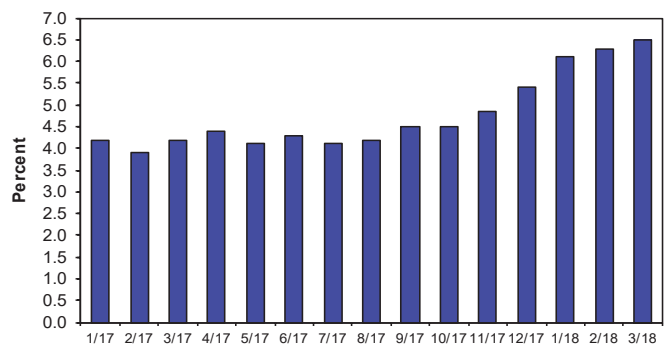
Consensus Forecasts Of Y/Y % Change In Consumer Price Index In 2018



Consensus Forecasts Of Y/Y % Change In Real Nonresidential Fixed Investment In 2018



Consensus Forecasts Of Y/Y % Change In Corporate Profits In 2018



## 3. Blue Chip Consensus: Percent Change From Prior Quarter At Annual Rate And Averages For Quarter.\*

Actuals <sup>1</sup>	% Change From Prior Quarter At Annual Rate							Average For Quarter				
	Real GDP	GDP Price Index	Producer Price Index	Total Industrial Production	Disposable Personal Income	Personal Consump. Expend.	Unemployment Rate	3-Mo. Treas. Bills	10-Yr. Treas. Notes	Change in Business Inventories	Real Net Exports	
<b>2017 1Q</b>	1.2	2.0	3.0	3.2	1.5	2.9	1.9	4.7	0.6	2.4	1.2	-622.2
2Q	3.1	1.0	0.1	2.3	5.6	2.7	3.3	4.4	0.9	2.3	5.5	-613.6
3Q	3.2	2.1	2.1	1.8	-1.2	0.7	2.2	4.3	1.1	2.2	38.5	-597.5
4Q	2.5	2.3	3.3	4.2	8.3	1.1	3.8	4.1	1.3	2.4	8.0	-652.2
<b>Blue Chip Forecasts</b>												
<b>2018 1Q Consensus</b>	<b>2.5</b>	<b>2.3</b>	<b>3.1</b>	<b>2.7</b>	<b>2.5</b>	<b>4.3</b>	<b>2.2</b>	<b>4.0</b>	<b>1.6</b>	<b>2.8</b>	<b>32.3</b>	<b>-663.3</b>
Top 10 Avg.	3.1	3.2	3.9	4.0	4.2	6.2	2.8	4.1	1.7	2.8	51.3	-630.6
Bot. 10 Avg.	1.9	1.7	2.0	1.3	1.0	2.5	1.7	4.0	1.5	2.6	15.5	-691.9
<b>2Q Consensus</b>	<b>3.1</b>	<b>1.8</b>	<b>1.8</b>	<b>2.0</b>	<b>2.8</b>	<b>3.0</b>	<b>2.8</b>	<b>3.9</b>	<b>1.8</b>	<b>2.9</b>	<b>38.0</b>	<b>-672.1</b>
Top 10 Avg.	3.6	2.4	2.6	3.0	3.9	4.0	3.3	4.0	2.0	3.1	57.6	-633.5
Bot. 10 Avg.	2.5	1.2	0.8	1.0	1.6	2.2	2.2	3.8	1.6	2.7	18.4	-706.0
<b>3Q Consensus</b>	<b>2.9</b>	<b>2.1</b>	<b>2.2</b>	<b>2.2</b>	<b>2.8</b>	<b>3.0</b>	<b>2.6</b>	<b>3.8</b>	<b>2.0</b>	<b>3.0</b>	<b>42.6</b>	<b>-682.7</b>
Top 10 Avg.	3.4	2.6	2.9	3.1	3.7	3.9	3.1	4.0	2.2	3.3	64.4	-631.8
Bot. 10 Avg.	2.4	1.7	1.7	1.4	1.8	2.2	2.2	3.7	1.8	2.7	23.0	-725.9
<b>4Q Consensus</b>	<b>2.8</b>	<b>2.1</b>	<b>2.1</b>	<b>1.9</b>	<b>2.7</b>	<b>2.9</b>	<b>2.5</b>	<b>3.7</b>	<b>2.2</b>	<b>3.1</b>	<b>46.7</b>	<b>-696.1</b>
Top 10 Avg.	3.3	2.6	2.7	2.8	3.8	4.1	3.0	3.9	2.4	3.5	71.9	-644.7
Bot. 10 Avg.	2.3	1.4	1.3	0.8	1.6	1.9	2.1	3.5	2.0	2.7	25.8	-748.8
<b>2019 1Q Consensus</b>	<b>2.5</b>	<b>2.2</b>	<b>2.2</b>	<b>1.8</b>	<b>2.6</b>	<b>3.1</b>	<b>2.4</b>	<b>3.7</b>	<b>2.3</b>	<b>3.3</b>	<b>46.2</b>	<b>-705.1</b>
Top 10 Avg.	3.0	2.7	2.7	2.8	3.7	5.4	2.9	3.9	2.6	3.7	73.2	-640.7
Bot. 10 Avg.	1.9	1.6	1.4	0.6	1.5	1.7	1.9	3.4	2.1	2.8	24.4	-774.4
<b>2Q Consensus</b>	<b>2.4</b>	<b>2.2</b>	<b>2.1</b>	<b>2.4</b>	<b>2.4</b>	<b>2.5</b>	<b>2.3</b>	<b>3.6</b>	<b>2.5</b>	<b>3.3</b>	<b>46.4</b>	<b>-715.2</b>
Top 10 Avg.	3.1	2.7	2.7	3.3	3.2	3.3	2.8	3.9	2.9	3.9	73.1	-639.3
Bot. 10 Avg.	1.8	1.7	1.5	1.6	1.4	1.8	1.9	3.4	2.1	2.8	27.5	-798.2
<b>3Q Consensus</b>	<b>2.2</b>	<b>2.2</b>	<b>2.2</b>	<b>2.2</b>	<b>2.1</b>	<b>2.4</b>	<b>2.2</b>	<b>3.6</b>	<b>2.7</b>	<b>3.4</b>	<b>46.2</b>	<b>-723.6</b>
Top 10 Avg.	2.9	2.7	2.8	2.9	3.0	3.1	2.8	3.9	3.1	4.0	72.1	-639.5
Bot. 10 Avg.	1.4	1.9	1.8	1.4	1.1	1.6	1.5	3.3	2.2	2.7	26.2	-820.5
<b>4Q Consensus</b>	<b>2.0</b>	<b>2.2</b>	<b>2.3</b>	<b>2.3</b>	<b>2.0</b>	<b>2.3</b>	<b>2.1</b>	<b>3.6</b>	<b>2.8</b>	<b>3.5</b>	<b>45.2</b>	<b>-734.7</b>
Top 10 Avg.	2.8	2.7	3.2	3.2	2.9	2.8	2.8	4.0	3.3	4.1	72.7	-643.6
Bot. 10 Avg.	1.0	1.6	1.7	1.4	0.7	1.4	1.3	3.2	2.2	2.7	20.5	-840.5

## 4. Blue Chip Consensus: Quarterly Annualized Values And Percent Change From Same Quarter In Prior Year.\*

## Real Gross Domestic Product

Actual	Billions Of Chained 2009\$ (SAAR)		% Change From Same Quarter In Prior Year <sup>2</sup>	
	Forecast <sup>1</sup>	Actual	Forecast	Actual

Quarter	2017	2018	2019	2017	2018	2019
1Q	16903.2	<b>17378.5</b>	<b>17868.1</b>	2.0	<b>2.8</b>	<b>2.8</b>
2Q	17031.1	<b>17509.6</b>	<b>17975.6</b>	2.2	<b>2.8</b>	<b>2.7</b>
3Q	17163.9	<b>17636.8</b>	<b>18074.9</b>	2.3	<b>2.8</b>	<b>2.5</b>
4Q	17271.7	<b>17758.5</b>	<b>18166.7</b>	2.5	<b>2.8</b>	<b>2.3</b>

## GDP Chained Price Index

Actual	Index 2009 = 100 (SAAR)		% Change From Same Quarter In Prior Year <sup>2</sup>	
	Forecast <sup>1</sup>	Actual	Forecast	Actual

Quarter	2017	2018	2019	2017	2018	2019
1Q	112.8	<b>114.9</b>	<b>117.3</b>	2.0	<b>1.9</b>	<b>2.1</b>
2Q	113.0	<b>115.5</b>	<b>117.9</b>	1.6	<b>2.2</b>	<b>2.1</b>
3Q	113.6	<b>116.1</b>	<b>118.6</b>	1.8	<b>2.2</b>	<b>2.2</b>
4Q	114.3	<b>116.7</b>	<b>119.2</b>	1.9	<b>2.1</b>	<b>2.2</b>

## Total Industrial Production

Actual	Index 2012 = 100 (SAAR)		% Change From Same Quarter In Prior Year <sup>2</sup>	
	Forecast <sup>1</sup>	Actual	Forecast	Actual

Quarter	2017	2018	2019	2017	2018	2019
1Q	103.7	<b>107.6</b>	<b>110.5</b>	0.6	<b>3.7</b>	<b>2.7</b>
2Q	105.1	<b>108.3</b>	<b>111.1</b>	2.1	<b>3.0</b>	<b>2.6</b>
3Q	104.8	<b>109.0</b>	<b>111.7</b>	1.6	<b>4.0</b>	<b>2.5</b>
4Q	106.9	<b>109.8</b>	<b>112.3</b>	3.5	<b>2.7</b>	<b>2.3</b>

## Consumer Price Index

Actual	Index 1982-1984 = 100 (SAAR)		% Change From Same Quarter In Prior Year <sup>2</sup>	
	Forecast <sup>1</sup>	Actual	Forecast	Actual

Quarter	2017	2018	2019	2017	2018	2019
1Q	243.9	<b>249.2</b>	<b>254.3</b>	2.6	<b>2.1</b>	<b>2.0</b>
2Q	244.0	<b>250.3</b>	<b>255.6</b>	1.9	<b>2.6</b>	<b>2.1</b>
3Q	245.3	<b>251.6</b>	<b>257.0</b>	2.0	<b>2.6</b>	<b>2.2</b>
4Q	247.3	<b>252.9</b>	<b>258.5</b>	2.1	<b>2.3</b>	<b>2.2</b>

\*See explanatory notes on inside of back cover for details of how this data is compiled.



## BLUE CHIP INTERNATIONAL CONSENSUS FORECASTS

	ANNUAL DATA						END OF YEAR			
	Real Economic Growth % Change GDP		Inflation % Change Consumer Prices		Current Account In Billions Of U.S. Dollars		Exchange Rate <sup>1</sup> Against U.S. \$		Interest Rates 3-Month	
	2018	2019	2018	2019	2018	2019	2018	2019	2018	2019
<b>CANADA</b>										
<b>March Consensus</b>	<b>2.1</b>	<b>1.8</b>	<b>2.0</b>	<b>2.0</b>	<b>-47.1</b>	<b>-41.0</b>	<b>1.26</b>	<b>1.26</b>	<b>1.90</b>	<b>2.51</b>
Top 3 Avg.	2.4	2.2	2.2	2.1	-42.6	-33.5	1.30	1.32	2.13	2.94
Bottom 3 Avg.	1.9	1.6	1.6	1.8	-52.9	-47.4	1.22	1.21	1.59	2.08
Last Month Avg.	2.2	1.9	2.0	2.0	-47.9	-42.5	1.26	1.25	1.84	2.39
	2016*	2017**	2016*	2017**	2016*	2017**	Latest	Year Ago	Latest	Year Ago
Actual	1.5	3.0	1.4	1.6	-67.7	-48.9	1.30	1.35	1.63	0.88
<b>MEXICO</b>										
<b>March Consensus</b>	<b>2.2</b>	<b>2.3</b>	<b>4.4</b>	<b>3.8</b>	<b>-25.0</b>	<b>-27.4</b>	<b>19.05</b>	<b>18.59</b>	<b>7.04</b>	<b>6.11</b>
Top 3 Avg.	2.4	2.6	5.2	4.8	-19.4	-19.8	19.70	19.28	7.23	6.57
Bottom 3 Avg.	1.9	1.9	3.9	3.2	-32.4	-36.7	18.15	17.88	6.83	5.78
Last Month Avg.	2.2	2.3	4.3	3.8	-22.3	-23.8	18.94	18.53	6.87	6.25
	2016*	2017**	2016*	2017**	2016*	2017**	Latest	Year Ago	Latest	Year Ago
Actual	2.3	2.1	2.8	6.0	-29.9	-19.6	18.80	19.60	7.83	6.61
<b>JAPAN</b>										
<b>March Consensus</b>	<b>1.4</b>	<b>1.1</b>	<b>1.0</b>	<b>1.1</b>	<b>205.6</b>	<b>210.6</b>	<b>110.0</b>	<b>109.0</b>	<b>-0.02</b>	<b>0.03</b>
Top 3 Avg.	1.6	1.5	1.3	1.5	218.8	237.1	115.5	114.8	0.04	0.10
Bottom 3 Avg.	1.1	0.7	0.7	0.8	194.5	186.0	103.7	101.7	-0.09	-0.04
Last Month Avg.	1.4	1.0	0.9	1.1	204.6	205.2	111.2	110.0	-0.02	0.02
	2016*	2017**	2016*	2017**	2016*	2017**	Latest	Year Ago	Latest	Year Ago
Actual	1.0	1.8	-0.1	0.5	176.0	191.5	106.0	115.0	-0.05	-0.02
<b>UNITED KINGDOM</b>										
<b>March Consensus</b>	<b>1.5</b>	<b>1.4</b>	<b>2.5</b>	<b>2.1</b>	<b>-87.2</b>	<b>-81.7</b>	<b>1.38</b>	<b>1.40</b>	<b>0.83</b>	<b>1.16</b>
Top 3 Avg.	1.8	1.8	2.8	2.4	-63.5	-64.5	1.47	1.50	1.05	1.48
Bottom 3 Avg.	1.2	1.0	2.2	1.7	-109.4	-98.2	1.30	1.31	0.61	0.88
Last Month Avg.	1.4	1.4	2.5	2.1	-85.0	-81.3	1.37	1.39	0.74	1.11
	2016*	2017**	2016*	2017**	2016*	2017**	Latest	Year Ago	Latest	Year Ago
Actual	1.8	1.8	0.7	2.7	-114.5	-102.1	1.39	1.22	0.60	0.33
<b>SOUTH KOREA</b>										
<b>March Consensus</b>	<b>2.9</b>	<b>2.7</b>	<b>1.8</b>	<b>2.0</b>	<b>91.8</b>	<b>94.4</b>	<b>1070</b>	<b>1072</b>	<b>1.87</b>	<b>2.10</b>
Top 3 Avg.	3.1	2.9	2.0	2.2	113.0	116.5	1107	1114	2.00	2.28
Bottom 3 Avg.	2.6	2.6	1.5	1.7	73.1	75.9	1042	1041	1.79	1.90
Last Month Avg.	3.0	2.7	1.9	2.0	85.5	87.3	1080	1084	1.85	2.08
	2016*	2017**	2016*	2017**	2016*	2017**	Latest	Year Ago	Latest	Year Ago
Actual	2.8	3.1	1.0	1.9	97.5	88.5	1069	1146	1.64	1.43
<b>GERMANY</b>										
<b>March Consensus</b>	<b>2.5</b>	<b>2.0</b>	<b>1.8</b>	<b>1.8</b>	<b>314.4</b>	<b>274.2</b>	<b>1.24</b>	<b>1.25</b>	<b>-0.23</b>	<b>0.12</b>
Top 3 Avg.	2.9	2.3	2.0	2.2	339.2	340.1	1.30	1.36	-0.10	0.17
Bottom 3 Avg.	2.1	1.7	1.5	1.5	295.3	198.2	1.18	1.16	-0.33	0.06
Last Month Avg.	2.4	1.9	1.8	1.8	308.5	312.7	1.22	1.24	-0.23	0.13
	2016*	2017**	2016*	2017**	2016*	2017**	Latest	Year Ago	Latest	Year Ago
Actual	1.9	2.6	0.4	1.7	291.4	279.6	1.24	1.05	-0.33	-0.33
<b>TAIWAN</b>										
<b>March Consensus</b>	<b>2.6</b>	<b>2.4</b>	<b>1.3</b>	<b>1.3</b>	<b>77.9</b>	<b>79.8</b>	<b>29.57</b>	<b>29.63</b>	<b>0.90</b>	<b>1.06</b>
Top 3 Avg.	3.0	2.6	1.7	1.6	81.5	86.0	30.32	30.35	1.06	1.27
Bottom 3 Avg.	2.2	2.1	0.9	1.0	74.4	74.0	28.72	28.65	0.70	0.84
Last Month Avg.	2.5	2.3	1.3	1.3	75.2	77.7	30.01	30.06	0.91	1.05
	2016*	2017**	2016*	2017**	2016*	2017**	Latest	Year Ago	Latest	Year Ago
Actual	1.5	2.5	1.4	0.5	73.8	74.9	29.30	30.90	0.66	0.66
<b>NETHERLANDS</b>										
<b>March Consensus</b>	<b>2.6</b>	<b>2.1</b>	<b>1.6</b>	<b>1.7</b>	<b>88.6</b>	<b>92.2</b>	<b>1.24</b>	<b>1.25</b>	<b>-0.23</b>	<b>0.12</b>
Top 3 Avg.	3.0	2.4	1.8	2.0	94.0	102.9	1.30	1.36	-0.10	0.17
Bottom 3 Avg.	2.2	1.8	1.5	1.5	83.6	82.4	1.18	1.16	-0.33	0.06
Last Month Avg.	2.5	2.0	1.5	1.7	85.9	90.2	1.22	1.24	-0.23	0.13
	2016*	2017**	2016*	2017**	2016*	2017**	Latest	Year Ago	Latest	Year Ago
Actual	2.2	3.2	0.1	1.3	67.0	78.0	1.24	1.05	-0.33	-0.33

\*Best estimates available. \*\*In many cases, actual data for 2017 GDP, consumer prices and current account are not yet available. Where it is unavailable, figures are consensus forecasts from December 10, 2017 Blue Chip Economic Indicators. Figures are currency units per U.S. dollar except for U.K., Australia and the Euro.

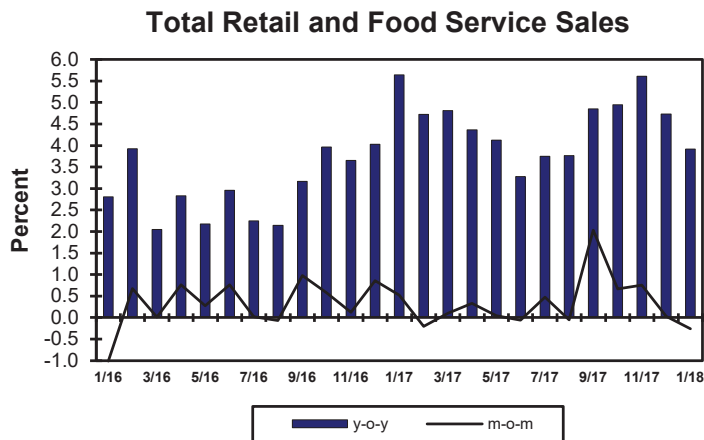
## BLUE CHIP INTERNATIONAL CONSENSUS FORECASTS

	ANNUAL DATA						END OF YEAR			
	Real Economic Growth % Change GDP		Inflation % Change Consumer Prices		Current Account In Billions Of U.S. Dollars		Exchange Rate <sup>1</sup> Against U.S. \$		Interest Rates 3-Month	
	2018	2019	2018	2019	2018	2019	2018	2019	2018	2019
<b>RUSSIA</b>										
<b>March Consensus</b>	<b>1.8</b>	<b>1.7</b>	<b>3.6</b>	<b>4.1</b>	<b>51.7</b>	<b>51.2</b>	<b>58.1</b>	<b>58.8</b>	<b>7.35</b>	<b>7.15</b>
Top 3 Avg.	2.1	2.1	4.0	4.4	66.1	66.0	60.7	60.5	7.51	7.62
Bottom 3 Avg.	1.6	1.3	3.0	3.8	40.6	37.3	56.0	57.2	7.15	6.63
Last Month Avg.	1.8	1.8	3.8	4.0	50.9	53.3	58.8	58.8	7.83	6.78
	<b>2016*</b>	<b>2017**</b>	<b>2016*</b>	<b>2017**</b>	<b>2016*</b>	<b>2017**</b>	<b>Latest</b>	<b>Year Ago</b>	<b>Latest</b>	<b>Year Ago</b>
Actual	-0.2	1.8	7.0	3.7	31.0	35.2	56.8	58.4	4.92	11.30
<b>FRANCE</b>										
<b>March Consensus</b>	<b>2.1</b>	<b>1.8</b>	<b>1.5</b>	<b>1.5</b>	<b>-34.9</b>	<b>-27.6</b>	<b>1.24</b>	<b>1.25</b>	<b>-0.23</b>	<b>0.12</b>
Top 3 Avg.	2.4	2.0	1.6	1.7	-27.7	-13.2	1.30	1.36	-0.10	0.17
Bottom 3 Avg.	1.8	1.6	1.2	1.1	-42.8	-40.1	1.18	1.16	-0.33	0.06
Last Month Avg.	2.0	1.7	1.4	1.4	-33.5	-33.7	1.22	1.24	-0.23	0.13
	<b>2016*</b>	<b>2017**</b>	<b>2016*</b>	<b>2017**</b>	<b>2016*</b>	<b>2017**</b>	<b>Latest</b>	<b>Year Ago</b>	<b>Latest</b>	<b>Year Ago</b>
Actual	1.2	1.8	0.3	1.2	-23.7	-32.8	1.24	1.05	-0.33	-0.33
<b>BRAZIL</b>										
<b>March Consensus</b>	<b>2.6</b>	<b>2.9</b>	<b>3.7</b>	<b>4.2</b>	<b>-32.3</b>	<b>-37.6</b>	<b>3.36</b>	<b>3.37</b>	<b>6.74</b>	<b>7.34</b>
Top 3 Avg.	3.0	3.4	4.3	4.8	-23.7	-27.9	3.50	3.56	6.85	7.68
Bottom 3 Avg.	2.3	2.1	3.3	3.9	-40.7	-51.3	3.22	3.13	6.63	6.97
Last Month Avg.	2.5	2.8	3.8	4.3	-30.9	-37.3	3.36	3.37	6.74	7.29
	<b>2016*</b>	<b>2017**</b>	<b>2016*</b>	<b>2017**</b>	<b>2016*</b>	<b>2017**</b>	<b>Latest</b>	<b>Year Ago</b>	<b>Latest</b>	<b>Year Ago</b>
Actual	-3.6	1.0	8.7	3.4	-23.7	-14.3	3.24	3.15	6.46	11.70
<b>HONG KONG</b>										
<b>March Consensus</b>	<b>2.9</b>	<b>2.6</b>	<b>2.3</b>	<b>2.3</b>	<b>14.0</b>	<b>15.1</b>	<b>7.81</b>	<b>7.80</b>	<b>1.79</b>	<b>2.46</b>
Top 3 Avg.	3.4	2.8	2.6	2.9	16.7	20.1	7.83	7.84	2.12	3.04
Bottom 3 Avg.	2.4	2.2	2.1	1.7	10.9	10.5	7.79	7.77	1.36	1.82
Last Month Avg.	2.8	2.5	2.3	2.3	13.1	14.3	7.81	7.80	1.80	2.41
	<b>2016*</b>	<b>2017**</b>	<b>2016*</b>	<b>2017**</b>	<b>2016*</b>	<b>2017**</b>	<b>Latest</b>	<b>Year Ago</b>	<b>Latest</b>	<b>Year Ago</b>
Actual	2.0	3.7	2.6	1.5	11.2	14.8	7.84	7.77	1.02	0.94
<b>INDIA</b>										
<b>March Consensus</b>	<b>7.3</b>	<b>7.4</b>	<b>4.9</b>	<b>4.9</b>	<b>-44.9</b>	<b>-45.3</b>	<b>65.1</b>	<b>65.3</b>	<b>6.59</b>	<b>6.60</b>
Top 3 Avg.	7.6	7.9	5.3	5.5	-22.7	-20.3	66.6	67.0	6.85	6.92
Bottom 3 Avg.	6.9	6.9	4.4	4.5	-66.6	-67.3	63.2	63.8	6.30	6.25
Last Month Avg.	7.3	7.4	4.8	4.9	-49.0	-49.8	64.7	65.8	6.55	6.62
	<b>2016*</b>	<b>2017**</b>	<b>2016*</b>	<b>2017**</b>	<b>2016*</b>	<b>2017**</b>	<b>Latest</b>	<b>Year Ago</b>	<b>Latest</b>	<b>Year Ago</b>
Actual	7.1	6.7	4.5	3.5	-14.3	-35.5	64.9	66.7	6.29	5.94
<b>CHINA</b>										
<b>March Consensus</b>	<b>6.5</b>	<b>6.3</b>	<b>2.3</b>	<b>2.5</b>	<b>209.9</b>	<b>211.6</b>	<b>6.42</b>	<b>6.46</b>	<b>3.60</b>	<b>3.71</b>
Top 3 Avg.	6.7	6.4	2.6	3.0	306.4	305.1	6.62	6.73	4.25	4.27
Bottom 3 Avg.	6.4	6.0	2.1	2.1	142.2	136.3	6.22	6.14	3.00	3.17
Last Month Avg.	6.3	6.1	2.3	2.5	205.2	207.1	6.53	6.60	3.64	3.73
	<b>2016*</b>	<b>2017**</b>	<b>2016*</b>	<b>2017**</b>	<b>2016*</b>	<b>2017**</b>	<b>Latest</b>	<b>Year Ago</b>	<b>Latest</b>	<b>Year Ago</b>
Actual	6.7	6.9	2.0	1.6	274.4	188.2	6.32	6.91	4.74	4.29
<b>AUSTRALIA</b>										
<b>March Consensus</b>	<b>2.6</b>	<b>2.6</b>	<b>2.2</b>	<b>2.4</b>	<b>-29.2</b>	<b>-32.2</b>	<b>0.76</b>	<b>0.75</b>	<b>1.80</b>	<b>2.07</b>
Top 3 Avg.	3.1	2.9	2.4	2.7	-23.0	-23.3	0.77	0.79	1.98	2.32
Bottom 3 Avg.	2.0	2.3	2.1	2.1	-36.2	-41.9	0.73	0.70	1.61	1.82
Last Month Avg.	2.6	2.6	2.2	2.4	-28.9	-33.2	0.74	0.75	1.80	2.03
	<b>2016*</b>	<b>2017**</b>	<b>2016*</b>	<b>2017**</b>	<b>2016*</b>	<b>2017**</b>	<b>Latest</b>	<b>Year Ago</b>	<b>Latest</b>	<b>Year Ago</b>
Actual	2.5	2.4	1.3	2.0	-47.8	-24.1	0.78	0.75	2.09	1.92
<b>EUROZONE</b>										
<b>March Consensus</b>	<b>2.3</b>	<b>1.9</b>	<b>1.5</b>	<b>1.7</b>	<b>447.1</b>	<b>462.1</b>	<b>1.24</b>	<b>1.25</b>	<b>-0.23</b>	<b>0.12</b>
Top 3 Avg.	2.7	2.2	1.8	1.8	491.3	506.5	1.30	1.36	-0.10	0.17
Bottom 3 Avg.	1.9	1.7	1.3	1.4	405.4	417.7	1.18	1.16	-0.33	0.06
Last Month Avg.	2.2	1.9	1.5	1.7	434.0	443.4	1.22	1.24	-0.23	0.13
	<b>2016*</b>	<b>2017**</b>	<b>2016*</b>	<b>2017**</b>	<b>2016*</b>	<b>2017**</b>	<b>Latest</b>	<b>Year Ago</b>	<b>Latest</b>	<b>Year Ago</b>
Actual	1.8	2.3	0.2	1.5	393.4	398.1	1.24	1.05	-0.33	-0.33

**Contributors to Blue Chip International Survey:** IHS Markit, US; Barclays, US; Federal Express Corporation, USA; ACIMA Private Wealth, USA; The Conference Board, USA; Credit Suisse, US; JP Morgan, US; Economist Intelligence Unit, UK; BMO Capital Markets, Canada; UBS, US; AIG, New York, NY; Oxford Economics, US; Societe Generale, New York, NY; Bank of America-Merrill Lynch, US; Nomura Capital Markets America, US; Morgan Stanley, US; Moody's Capital Markets, US; Eaton, US; Wells Fargo, US; Moody's Analytics, US; Swisse Re, U.S.; BNP Paribas, US; General Motors Corp., US; and Grupo de Economistas y Asociados, Mexico.

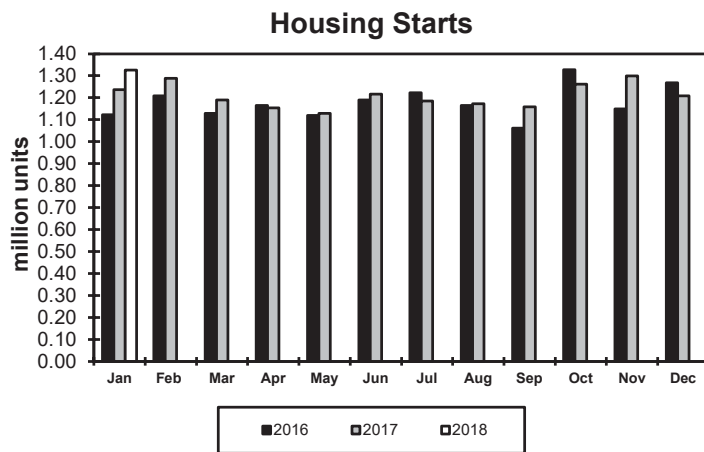
## Recent Developments:

### Retail Sales Fell A Sharper-Than-Expected 0.3% In January



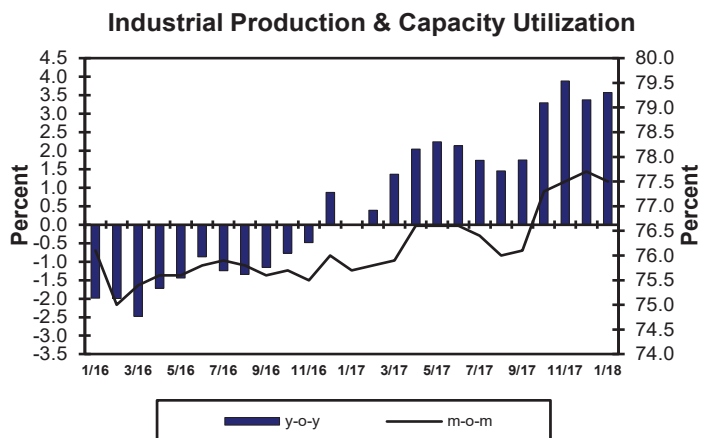
Total retail sales dropped a larger-than-expected 0.3% in January and December sales were revised from a 0.4% increase to being unchanged. That left sales growing at an annual rate of only 2.1% over the past three months versus its 12-month change of 3.6%. Retail sales excluding autos, building materials and gasoline – the component that goes into the calculation of non-auto consumer goods spending within GDP – were unchanged in January and down a revised 0.2% in December. Sales at building material outlets plunged 2.4% in January, sales at furniture stores dropped 0.4%, while sales of autos declined by 1.3%. Sales at gasoline stations rose 1.6%, sales at apparel stores rose 1.2%, while sales at non-store retailers (mostly online sales) were unchanged in January. However, sales at the latter were still up 10.2% y/y and up 18.6% at an annual rate over the past three months. Sales at eating and drinking establishments as well as food stores were unchanged in January. Despite slightly weaker auto sales in February than in January, total retail sales in February likely rebounded with a jump in building materials after the January slump, another increase in auto sales, and much better online sales.

### Housing Starts Rebounded In January, Rising 9.7%, But Home Sales Were Weak



Total housing starts jumped 9.7% in January to an annual rate of 1.326 million units. That followed an upwardly revised decline of 6.9% in December. On a y/y basis total starts were up 7.3%. Much of the January rebound represented a 23.7% surge in the volatile multi-family component (up 6.7% y/y), while starts of single-family homes rose only 2.7% (up 7.6% y/y) after declining 10.6% the month before. Total permits rose 7.4% in January with permits for multi-family homes surging 26.5%, but permits for single-family homes down 1.7%. On a y/y basis, total permits were up 7.4% in January, single-family permits 7.4%, and multi-family permits 7.3%. Total existing home sales fell 3.2% in January to an annual rate of 5.56 million units which is 4.8% below the year-ago level. Single-family home sales fell 3.8%, while condo/co-op sales rose 1.6%. The median existing home price was up 6.4% from a year earlier. New home sales declined 7.8% in January to an annual rate of 593,000; down 1.0% from a year ago. The median sales price of a new home sold in January was 2.5% above the year ago level. A lack of inventory continues to dampen both new and existing home sales.

### Industrial Production Was Soft In January, But February ISM Index Was Highest Since May 2004

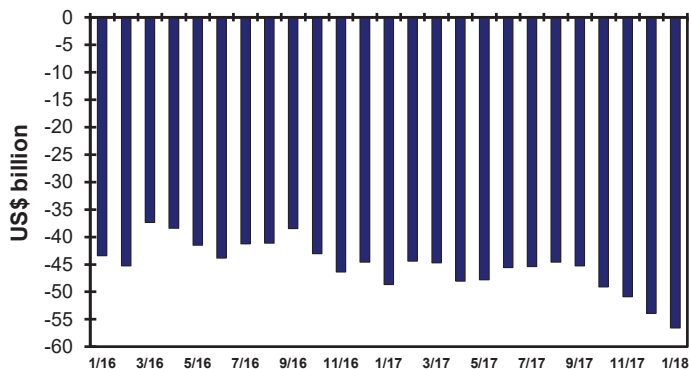


Total industrial production unexpectedly fell 0.1% in January. That left it up 3.7% on a y/y basis. Manufacturing output was unchanged for a second, straight month and was up 1.8% y/y. Motor vehicle and parts production rose 0.6% in January, leaving it up 1.4% y/y, while manufacturing output minus motor vehicles and parts was unchanged in January and up 1.8% y/y. Computer and office equipment output rose 3.3% in January and was up 19.7% y/y. Also holding down the January gain in total production, mining output tumbled 1.0%, cutting its y/y change to 8.8%. However, utility output rose 0.6% and was up 10.8% y/y. The total capacity utilization rate slipped back to 77.5% in January, while manufacturing's utilization rate remained at 76.2%. The Institute of Supply Management's index of activity in the manufacturing sector rose to 60.8 in February from 59.1 in January. That marked the highest level for the index since May 2004 and the third highest since May 1984. The prices index jumped to 74.2 in February, its highest reading since May 2011. The employment index rose to 59.7 from 54.2 in January, while the delivery delay index rose to 61.1.

# Recent Developments:

## Trade Deficit Swelled To 9-Year High In January

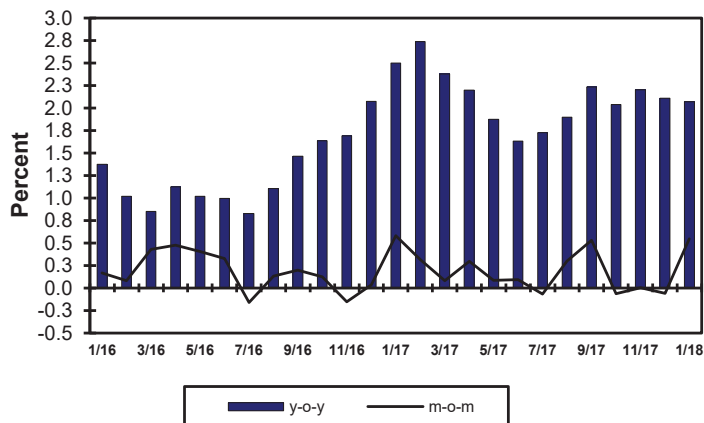
Goods & Services Trade Balance



The nominal trade deficit jumped to a 9-year high of \$56.6 billion in January from \$53.9 billion in December. Nominal exports fell 1.3%, while nominal imports were unchanged. In real, inflation-adjusted terms, the trade deficit swelled to \$69.7 billion in January from \$68.5 billion in December. Real exports fell 3.3% during the month, while real imports dropped 1.5%. The drop in exports during January was impacted by a large decline in aircraft exports which can be very volatile. More surprising was a significant decline of 9% in petroleum exports despite a rise in prices. Total exports of industrial supplies fell 5.2% in January, while exports of capital goods dropped 5.9%. Exports of autos rose 3.3% and consumer goods jumped 6.3%. Imports of industrial supplies fell 1.8%, capital goods 2.4%, autos 0.6%, and consumer goods 1.5%. On a y/y basis, real exports were up 2.1% in January, while real imports were up 3.6%. The widening trade deficit subtracted 1.1 percentage points from real GDP's growth rate in Q4 2017. The January data suggests trade will subtract from real GDP growth again in the current quarter, but not by as much as last quarter.

## Consumer Price Index Rose More Than Expected In January

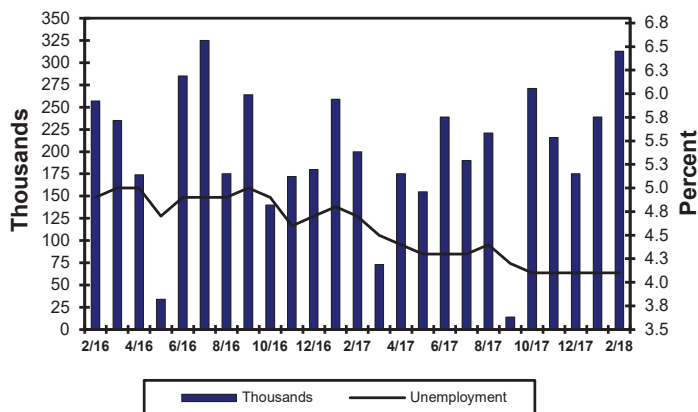
Consumer Price Index



The Consumer Price Index (CPI) rose a greater-than-expected 0.5% in January and the core CPI that excludes food and energy prices increased 0.3%. While the y/y changes in the CPI and the core CPI remained unchanged at 2.1% and 1.8% respectively, the CPI has risen at an annual rate of 4.4% over the past three months and the core CPI at an annual rate of 2.9%. Lifting the CPI in January was a 3.0% increase in energy prices (up 5.5% y/y), while food prices rose 0.2% (up 1.7% y/y). Elsewhere, rent of primary residence and owners' equivalent rent both increased 0.3% in January and were up 3.7% and 3.2%, respectively on a y/y basis. Apparel prices jumped 1.7% in January and medical care prices rose 0.4%. New car prices fell 0.1% during the month, but used care prices rose 0.4%. Some of the outsized increase in the CPI in January may relate to faulty seasonal factors that resulted in larger-than-expected January increases in each of prior two years. That helps explain why y/y changes in the CPI and core CPI were unchanged this January. If the y/y change in the CPI and core CPI fails to fall back in February and March, as they have in the past two years, worries about inflation will be reinforced.

## Nonfarm Payroll Gain Strong In February, But Wage Growth Slowed

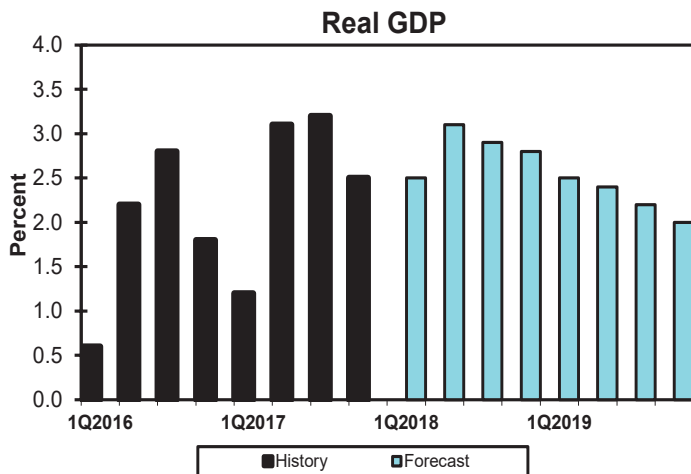
Unemployment Rate & Nonfarm Payrolls



Total nonfarm payrolls increased by a larger-than-expected 313,000 in February and revisions added a net of 54,000 to payroll increases over the prior two months. Private payrolls increase by 287,000 during the month. Job increases were broad-based with construction jobs rising by 61,000, retail jobs by 50,000, manufacturing jobs grew by 31,000, and financial firms added 28,000 positions. Health care jobs rose by 19,000 and mining jobs increased by 9,000. Despite the sharp jump in jobs, wage growth slowed. Average hourly earnings rose just 0.1% dropping its y/y increase to 2.6% from a downward-revised 2.8% in January. The average workweek rose by 0.1 hours to 34.5 hours. The unemployment rate remained at an 18-year low of 4.1% for a fifth straight month. The labor force participation rate rose from 62.7% to 63.0%, the highest since September. The number of people that entered the workforce in February rose by a whopping 785,000. The U-6, or underemployment rate, remained at 8.2% in February. While the job gain in February was larger than expected, the slower y/y growth in average hourly earnings was a relief to asset market participants.

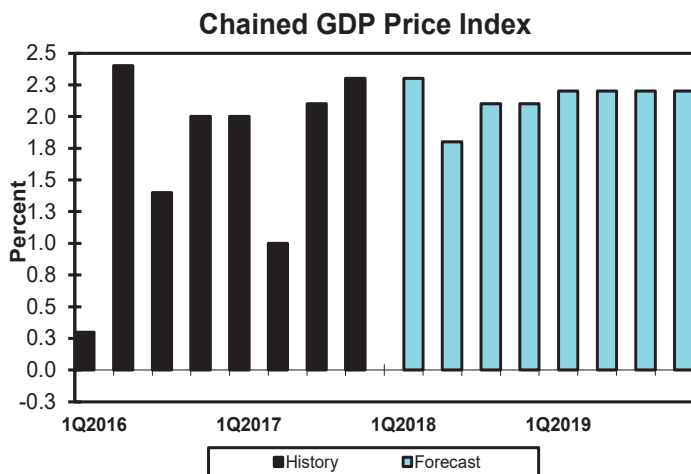
## Quarterly U.S. Forecasts:

### Real GDP



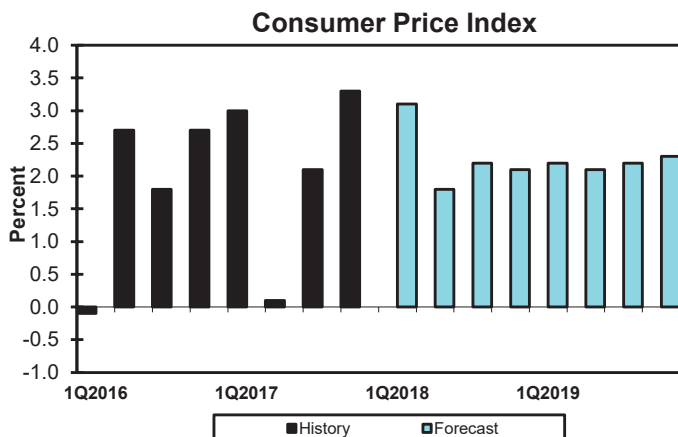
Real GDP grew a downwardly-revised 2.5% (saar) in Q4 2017, according to BEA’s second estimate, 0.1 of a percentage point slower than its initial estimate. The revision did not change BEA’s estimate of annual and q4/q4 growth last year of 2.3% and 2.5%, respectively. Real PCE growth in Q4 was unrevised at 3.8% (saar). Real growth in nonresidential business investment was revised slightly lower to 6.6% (saar), but residential investment was upwardly revised to 13.0% (saar), the best performance since Q1 2016. Real government spending grew a downwardly-revised 2.9% (saar), still the fastest pace since Q2 2015. A sharp widening of the trade deficit still is estimated to have subtracted 1.13 percentage points from real GDP’s growth rate in Q4, while slower inventory building subtracted a further 0.7 of a percentage point. The consensus now predicts that real GDP will grow 2.5% in the current quarter, 3.1% in Q2, 2.9% in Q3, and 2.8% in Q4 of this year. On an annual basis, the consensus still predicts real GDP will grow 2.8% this year, but the forecast of q4/q4 growth rose to 2.8%. Consensus forecasts of annual and q4/q4 growth in real GDP during 2019 rose 0.1 of a percentage point to 2.5% and 2.3%, respectively.

### Chained GDP Price Index



The GDP price index increased a downwardly-revised 2.3% (saar) in Q4 2017, according to BEA’s second estimate. Its estimated annual change remained at 1.8%, the largest increase since 2014, while its q4/q4 change stayed at 1.9%, the biggest increase in any year since 2012. The PCE price index increased 2.7% (saar) in Q4, 0.1 of a percentage point less than first estimated. It was up 1.7% on an annual basis, the largest increase since 2011. The core PCE price index that excludes food and energy still is estimated to have increased 1.5% in 2017 compared to an increase of 1.8% in 2016. The price index for consumer services increased 3.2% (saar) in Q4 and was up 2.3% on an annual basis in 2017. The price index for consumer goods rose a downwardly-revised 1.8% (saar) in Q4, still the best advance since Q1 2017. The price index for nonresidential investment increased a downwardly-revised 0.5% (saar) in Q4 and was up 1.0% on an annual basis versus a contraction of 0.3% in 2016. The price index for residential investment rose an unrevised 2.8% (saar) in Q4 and was up 4.1% in 2017, the best since 2014. The consensus still predicts the GDP price index will register annual increases of 2.1% in 2018 and 2.2% in 2019.

### Consumer Price Index

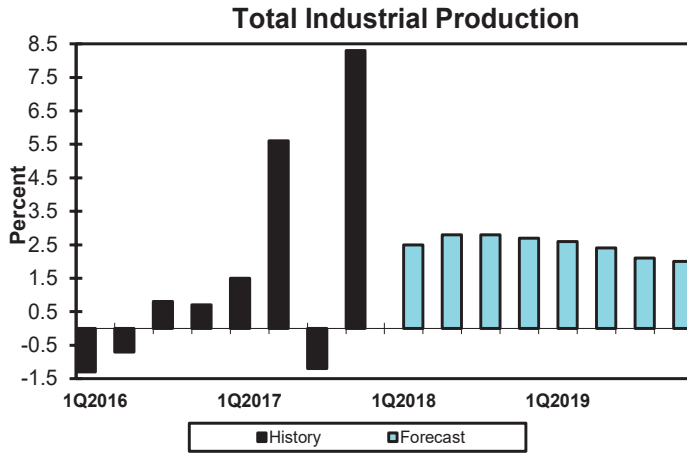


The Consumer Price Index (CPI) increased a downwardly-revised 3.3% (saar) in Q4 of last year. However, its annual and December-over-December changes both remained at 2.1%. The annual increase was the largest since 2012, but the Dec/Dec increase matched the 2016 change. The core CPI that excludes food and energy prices increased a downwardly-revised 2.2% (saar) in Q4. It was up 1.8% on both an annual and December-over-December basis, both short of their 2.2% increases in 2016. Last quarter’s, indeed last year’s, increase in the CPI was especially propelled by a sharp increase in energy prices, much of it accounted for higher gasoline prices. Consumer price inflation began the current quarter hotter than expected. January’s CPI rose 0.5%, while the core CPI increased 0.3%. That left the CPI rising at an annual rate of 4.4% over the past three months and the core CPI at an annual rate of 2.9%. The consensus now predicts the CPI will register an annual increase of 2.4% in 2018, up 0.1 of a percentage point from last month, but still looks for a 2.2% increase in 2019.



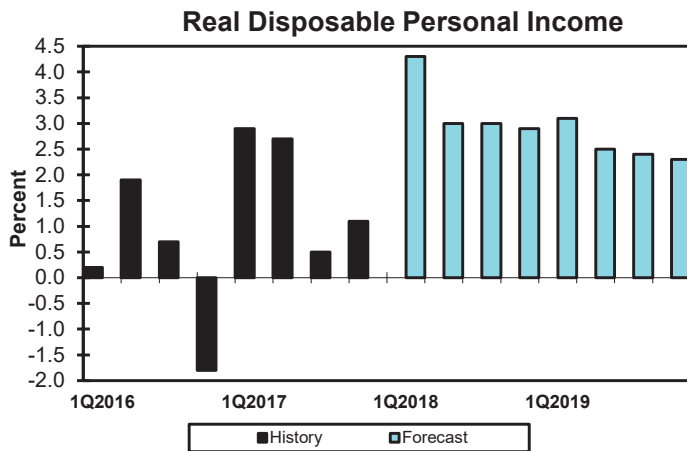
# Quarterly U.S. Forecasts:

## Industrial Production



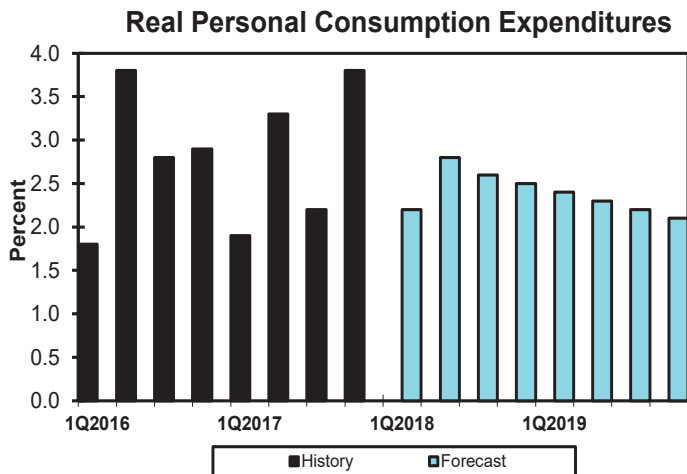
Total industrial production (IP) rose an upwardly-revised 8.3% (saar) in Q4 2017, but is still estimated by the Federal Reserve to have increased 1.8% on an annual basis and 3.5% q4/q4. That compares with respective annual and q4/q4 contractions 1.2% and 0.1% in 2016. Last quarter's increase in total IP was the largest since Q2 2010 and reflected both recovery from disruptions to activity caused by hurricanes in Q3 and a generalized pick-up in industrial activity. Manufacturing output grew a downwardly-revised 6.3% (saar) in Q4 and was up 1.3% on an annual basis, the strongest advance since 2012. Mining output increased an upwardly-revised 15.5% (saar) in Q4 and utility output 13.0%. Strength in the former represented ongoing strength in the energy sector due to the recovery in crude oil prices, while the solid gains in utility output resulted from heating demand as record cold hit much of the nation. While total IP started 2018 on a soft note, registering a 0.1% drop in January, the ISM's manufacturing index for February jumped to its highest level since May 2004. The consensus forecasts that total IP will score annual increases of 3.2% in 2018 and 2.5% in 2019.

## Real Disposable Personal Income



Real disposable personal income (DPI) increased an unrevised, but still soft 1.1% (saar) in Q4 of last year. The weakness followed an even more tepid, but upwardly-revised increase of 0.7% (saar) in Q3. For the year as a whole, it still is estimated to have increased 1.2% versus 1.4% in 2016, and the smallest increase since 2013. Nominal DPI actually increased faster in 2017 (up 2.9%) than in 2016 (up 2.6%), but higher inflation reduced DPI's inflation-adjusted (real) increase last year. That was most especially true in Q4, when the price index for personal consumption expenditures rose 2.7% (saar), the fastest since Q2 2011. Real DPI growth seems set to accelerate in the current quarter. In January, nominal DPI surged 0.9% and real DPI rose 0.6%. Wages and salaries grew a healthy 0.5% in January, aided by scheduled increases in minimum wages in several states and locals. However, the biggest factor propelling the monthly increase in DPI was a sharp 3.3% contraction in taxes that resulted from late last year's Congressional passage of tax reform legislation. The consensus forecasts that real DPI will increase 2.7% in both 2018 and 2019.

## Real Personal Consumption Expenditures

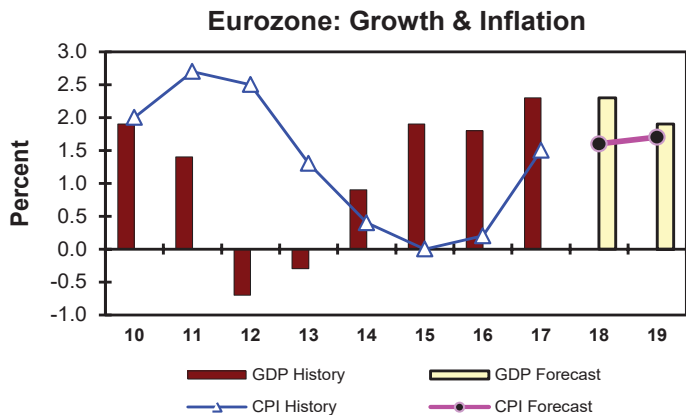


Real personal consumption expenditures (PCE) grew an unrevised 3.8% (saar) in Q4 of last year, according to BEA's second estimate. That was the best quarterly performance since Q2 2016 and lift annual growth to 2.7%, the same as in 2016. Real spending on consumer goods rose a downwardly-revised 7.5% (saar) in Q4 and also was up 3.8% for the entire year, while spending on consumer services grew an upwardly-revised 2.1% in Q4 and was up 2.2% for the year. Purchases of durable consumer goods rose a downwardly-revised 13.8% (saar) in Q4 and were up 6.7% on an annual basis, while spending on nondurable consumer goods rose 4.3% in Q4 and were up 2.4% for the year. Real PCE growth got off to a rocky start this quarter with a decline of 0.1% in January. That produced a 0.4 of a percentage point decline in the consensus forecast of Q1 growth to 2.2% (saar). Nonetheless, the consensus looks for a rebound, fueled by tax cuts, solid job growth, and high consumer confidence. For all of 2018, the consensus predicts real PCE will register annual growth of 2.7%, followed by an increase of 2.4% in 2019. The 2018 forecast fell 0.1 of a percentage point this month, while the 2019 forecast rose 0.1 of a point.



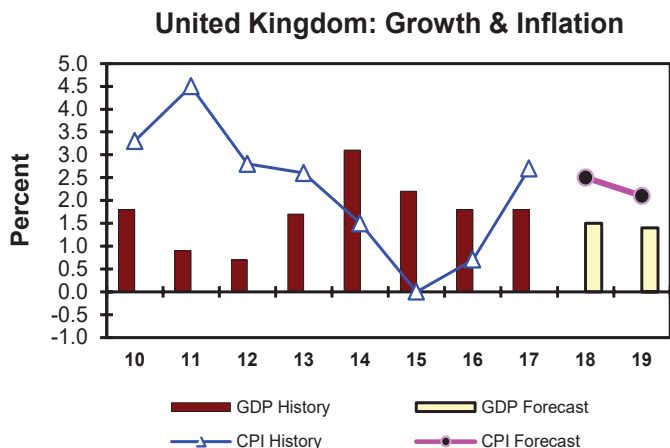
# International Forecasts:

## Eurozone



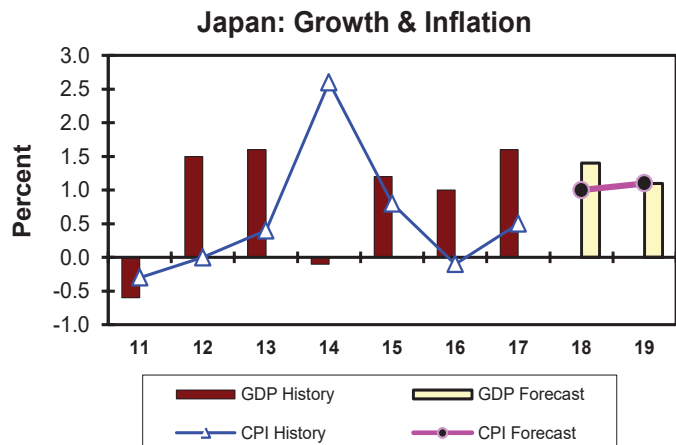
Real GDP in the Eurozone grew 2.4% (saar) in Q4 2017, according to the latest estimate from Eurostat. That marked the fastest pace since Q3 2011. For all of 2017, real GDP grew 2.3%. That matched U.S. growth last year and was the best annual increase in a decade. Germany, the Eurozone’s largest economy, registered growth of 2.5% last year, while France’s economy grew 1.9%. Spain’s economy grew 3.1% in 2017, while Italy’s economy grew at about half that pace. Exports from the Eurozone were a big driver of GDP growth in Q4. Business investment rebounded after contracting in Q3, but household spending slowed. Consumer price inflation slowed to 1.2% y/y in January from 1.3% the month before, but core inflation was unchanged at 1.2%. On the other hand, unemployment continues to fall rapidly in the Eurozone. The European Central Bank has signaled that it will end its asset purchase program in September, but is not expected to begin raising interest rates until at least six months later. The consensus now predicts real GDP in the Eurozone will increase 2.3% this year, matching its 2017 increase, but still forecasts that it will increase 1.9% in 2019.

## United Kingdom



Real GDP in the U.K. grew a downwardly-revised 1.6% (saar) in the final quarter of last year, 0.4 of a percentage point slower than initially estimated. That left growth for all of 2017 at 1.7%, slightly less than its 2016 increase. A number of small revisions to mining output, energy generation, and services accounted for the downward revision in Q4 GDP. Economic growth last year outperformed earlier expectations in the wake of the Brexit vote, but the consensus still believes GDP growth in 2018 will fall short of that in 2017, primarily because consumer spending will slow due to still-high inflation. Moreover, growth in the current quarter is likely to be depressed by severe winter storms that hit the U.K. in late February and early March. Consumer price inflation remained at 3.0% in January, barely below the five-year high of 3.1% hit last year. At its most recent meeting, the Bank of England raised its forecasts of growth and inflation and warned that policy may be tightened earlier and to a greater extent than previously anticipated. That has markets looking for a rate hike in May. The consensus now forecasts real GDP growth of 1.5% in 2018, 0.1 of a percentage point more than last month, but still expects an increase of 1.4% in 2019.

## Japan



Real GDP in Japan grew a weaker than expected 0.5% (saar) in the final quarter of last year, leaving it up 1.6% for 2017 as a whole. While the Q4 advance was softer than expected, it still marked the eight consecutive of expansion, the longest streak in almost 30 years. Exports remained strong in Q4, but imports surged, causing trade to subtract from real GDP. Private consumption was healthy, rebounding from a contraction in Q3. However, both residential investment and public investment contracted for a second, consecutive quarter in Q4. Inventories also subtract from GDP last quarter. Most analysts look for better GDP growth this quarter, but early data has been weak. Industrial production plunged 6.6% in January, retail sales fell by 1.2%, and housing starts were down 13.2% y/y. The unemployment rate fell to a 25-year low of 2.4% in January. Consumer price inflation rose from 1.0% y/y in December to 1.4% in January, the highest it has been since July 2014. Core inflation rose from 0.1% to 0.4% y/y, the fastest pace in 18 months. Nonetheless, inflation remains well short of the Bank of Japan’s 2.0% target. The consensus still predicts that Japan’s economy will grow 1.4% in 2018, but the forecast of 2019 growth rose to 1.1%..

**2018 Historical Data**

Monthly Indicator	Jan	Feb	Mar	Apr	May	Jun	Jly	Aug	Sep	Oct	Nov	Dec
Retail and Food Service Sales (a)	-0.3											
Auto & Light Truck Sales (b)	17.07	16.96										
Personal Income (a, current \$)	0.4											
Personal Consumption (a, current \$)	0.2											
Consumer Credit (e)	4.3											
Consumer Sentiment (U. of Mich.)	95.7											
Household Employment (c)	409	785										
Non-farm Payroll Employment (c)	239	313										
Unemployment Rate (%)	4.1	4.1										
Average Hourly Earnings (All, cur. \$)	26.71	26.75										
Average Workweek (All, hrs.)	34.4	34.5										
Industrial Production (d)	3.6											
Capacity Utilization (%)	77.5											
ISM Manufacturing Index (g)	59.1	60.8										
ISM Non-Manufacturing Index (g)	59.9	59.5										
Housing Starts (b)	1.326											
Housing Permits (b)	1.396											
New Home Sales (1-family, c)	593											
Construction Expenditures (a)	0.0											
Consumer Price Index (nsa., d)	2.1											
CPI ex. Food and Energy (nsa., d)	1.8											
Producer Price Index (n.s.a., d)	2.7											
Durable Goods Orders (a)	-3.7											
Leading Economic Indicators (g)	1.0											
Balance of Trade & Services (f)	-56.6											
Federal Funds Rate (%)	1.29	1.42										
3-Mo. Treasury Bill Rate (%)	1.43	1.57										
10-Year Treasury Note Yield (%)	2.56	2.86										

**2017 Historical Data**

Monthly Indicator	Jan	Feb	Mar	Apr	May	Jun	Jly	Aug	Sep	Oct	Nov	Dec
Retail and Food Service Sales (a)	0.5	-0.2	0.1	0.3	0.0	-0.1	0.5	-0.1	2.0	0.7	0.8	0.0
Auto & Light Truck Sales (b)	17.34	17.33	16.72	16.97	16.70	16.61	16.69	16.02	18.49	18.00	17.42	17.75
Personal Income (a, current \$)	0.4	0.5	0.3	0.1	0.3	0.0	0.4	0.3	0.5	0.4	0.3	0.4
Personal Consumption (a, current \$)	0.2	0.1	0.5	0.3	0.2	0.1	0.3	0.2	1.0	0.3	0.7	0.4
Consumer Credit (e)	3.1	5.2	4.7	3.9	5.8	3.7	5.7	3.7	5.7	5.8	9.8	6.0
Consumer Sentiment (U. of Mich.)	98.5	96.3	96.9	97.0	97.1	95.1	93.4	96.8	95.1	100.7	98.5	95.9
Household Employment (c)	-157	435	553	97	-269	358	261	-40	853	-478	71	104
Non-Farm Payroll Employment (c)	259	200	73	175	155	239	190	221	14	271	216	175
Unemployment Rate (%)	4.8	4.7	4.5	4.4	4.3	4.3	4.3	4.4	4.2	4.1	4.1	4.1
Average Hourly Earnings (All, cur. \$)	25.99	26.07	26.11	26.17	26.21	26.26	26.34	26.39	26.51	26.47	26.54	26.64
Average Workweek (All, hrs.)	34.4	34.4	34.3	34.4	34.4	34.4	34.4	34.4	34.3	34.4	34.5	34.5
Industrial Production (d)	0.0	0.4	1.4	2.0	2.2	2.1	1.7	1.5	1.7	3.3	3.9	3.4
Capacity Utilization (%)	75.7	75.8	75.9	76.6	76.6	76.6	76.4	76.0	76.1	77.3	77.5	77.7
ISM Manufacturing Index (g)	56.0	57.6	56.6	55.3	55.5	56.7	56.5	59.3	60.2	58.5	58.2	59.3
ISM Non-Manufacturing Index (g)	56.5	57.4	55.6	57.3	57.1	57.2	54.3	55.2	59.4	59.8	57.3	56.0
Housing Starts (b)	1.236	1.288	1.189	1.154	1.129	1.217	1.185	1.172	1.159	1.261	1.299	1.209
Housing Permits (b)	1.300	1.219	1.260	1.228	1.168	1.275	1.230	1.272	1.225	1.316	1.303	1.300
New Home Sales (1-family, c)	599	615	638	590	606	619	564	559	639	616	696	643
Construction Expenditures (a)	0.8	1.9	0.3	-1.8	1.6	-0.8	-0.9	0.5	1.3	0.1	1.2	0.8
Consumer Price Index (s.a., d)	2.5	2.7	2.4	2.2	1.9	1.6	1.7	1.9	2.2	2.0	2.2	2.1
CPI ex. Food and Energy (s.a., d)	2.3	2.2	2.0	1.9	1.7	1.7	1.7	1.7	1.7	1.8	1.7	1.8
Producer Price Index (n.s.a., d)	1.7	2.0	2.2	2.5	2.3	1.9	2.0	2.4	2.6	2.8	3.1	2.6
Durable Goods Orders (a)	2.4	1.4	2.4	-0.8	0.0	6.4	-6.8	2.1	2.4	-0.4	1.7	2.6
Leading Economic Indicators (g)	0.6	0.5	0.4	0.2	0.3	0.6	0.3	0.4	0.1	1.3	0.4	0.6
Balance of Trade & Services (f)	-48.7	-44.4	-44.7	-48.1	-47.8	-45.6	-45.4	-44.6	-45.3	-49.1	-50.9	-53.9
Federal Funds Rate (%)	0.65	0.66	0.76	0.90	0.90	1.03	1.15	1.15	1.16	1.15	1.15	1.29
3-Mo. Treasury Bill Rate (%)	0.51	0.53	0.73	0.80	0.90	1.02	1.09	1.04	1.06	1.09	1.23	1.33
10-Year Treasury Note Yield (%)	2.43	2.43	2.47	2.30	2.31	2.19	2.32	2.33	2.28	2.36	2.36	2.40

(a) month-over-month % change; (b) millions, saar; (c) month-over-month change, thousands; (d) year-over-year % change; (e) annualized % change; (f) \$ billions; (g) level. Most series are subject to frequent government revisions. Use with care.

## Long-Range Consensus U.S. Economic Projections

I. The table below shows the latest U.S. Blue Chip Consensus projections by years for 2020 through 2024, an average for the five-year period 2020-2024, and an average for the next five-year period 2025-2029. There are also Top 10 and Bottom 10 averages for each variable. *Apply these projections cautiously. For the most part economic and political forces over such long time spans cannot be evaluated with accuracy.*

ECONOMIC VARIABLE		YEAR					Five-Year Averages	
		2020	2021	2022	2023	2024	2020-24	2025-29
		Percent Change, Full Year-Over-Prior Year						
1. Real GDP (chained, 2009 dollars)	CONSENSUS	1.9	1.9	2.1	2.1	2.1	2.0	2.0
	Top 10 Avg.	2.5	2.5	2.6	2.5	2.5	2.5	2.4
	Bottom 10 Avg.	1.2	1.4	1.5	1.6	1.7	1.5	1.6
2. GDP Chained Price Index	CONSENSUS	2.1	2.1	2.2	2.1	2.1	2.1	2.1
	Top 10 Avg.	2.5	2.5	2.5	2.5	2.5	2.5	2.4
	Bottom 10 Avg.	1.8	1.9	1.9	1.9	1.9	1.9	1.9
3. Nominal GDP (current dollars)	CONSENSUS	4.1	4.1	4.2	4.2	4.2	4.2	4.2
	Top 10 Avg.	4.9	4.8	5.0	4.8	4.8	4.9	4.8
	Bottom 10 Avg.	3.1	3.4	3.5	3.8	3.7	3.5	3.6
4. Consumer Price Index (for all urban consumers)	CONSENSUS	2.3	2.3	2.3	2.3	2.3	2.3	2.3
	Top 10 Avg.	2.8	2.8	2.8	2.8	2.7	2.8	2.7
	Bottom 10 Avg.	1.8	1.9	2.0	2.0	2.0	1.9	2.0
5. Industrial Production (total)	CONSENSUS	1.9	2.1	2.2	2.2	2.2	2.1	2.2
	Top 10 Avg.	2.7	2.9	2.9	2.8	2.9	2.8	2.9
	Bottom 10 Avg.	0.8	1.3	1.4	1.6	1.7	1.4	1.7
6. Disposable Personal Income (chained, 2009 dollars)	CONSENSUS	2.2	2.2	2.3	2.3	2.3	2.2	2.2
	Top 10 Avg.	2.9	2.9	2.9	2.9	2.9	2.9	2.8
	Bottom 10 Avg.	1.4	1.7	1.8	1.8	1.9	1.7	1.8
7. Personal Consumption Expenditures (chained, 2009 dollars)	CONSENSUS	2.0	2.0	2.1	2.2	2.1	2.1	2.1
	Top 10 Avg.	2.4	2.5	2.5	2.6	2.5	2.5	2.4
	Bottom 10 Avg.	1.4	1.6	1.8	1.8	1.8	1.7	1.8
8. Non-Residential Fixed Investment (chained, 2009 dollars)	CONSENSUS	3.0	3.2	3.4	3.4	3.5	3.3	3.4
	Top 10 Avg.	4.4	4.7	5.0	4.9	5.1	4.9	4.8
	Bottom 10 Avg.	1.0	1.5	2.0	2.2	2.2	1.8	2.3
9. Corporate Profits, Pretax (current dollars)	CONSENSUS	3.6	4.3	4.3	4.3	4.4	4.2	4.4
	Top 10 Avg.	5.0	6.2	6.1	5.9	5.9	5.8	5.7
	Bottom 10 Avg.	1.9	2.7	2.9	3.0	3.1	2.7	3.3
<b>Annual Average</b>								
10. Treasury Bills, 3-Month (percent per annum)	CONSENSUS	2.7	2.8	2.9	2.9	2.9	2.8	3.0
	Top 10 Avg.	3.3	3.4	3.5	3.5	3.5	3.5	3.5
	Bottom 10 Avg.	2.1	2.1	2.2	2.2	2.3	2.2	2.4
11. Treasury Notes, 10-Year (yield per annum)	CONSENSUS	3.5	3.6	3.7	3.7	3.7	3.7	3.8
	Top 10 Avg.	4.2	4.3	4.4	4.4	4.3	4.3	4.4
	Bottom 10 Avg.	2.8	2.9	3.0	3.0	3.0	2.9	3.0
12. Unemployment Rate (% of civilian labor force)	CONSENSUS	4.0	4.2	4.3	4.4	4.4	4.3	4.5
	Top 10 Avg.	4.7	5.1	5.3	5.3	5.3	5.2	5.3
	Bottom 10 Avg.	3.5	3.6	3.6	3.7	3.8	3.6	3.9
<b>Total Units, Millions</b>								
13. Housing Starts (millions of units)	CONSENSUS	1.35	1.40	1.42	1.45	1.48	1.42	1.47
	Top 10 Avg.	1.45	1.56	1.60	1.63	1.73	1.59	1.71
	Bottom 10 Avg.	1.23	1.25	1.26	1.26	1.28	1.25	1.29
14. Total Auto & Light Truck Sales (millions of units)	CONSENSUS	16.5	16.6	16.7	16.8	16.9	16.7	20.9
	Top 10 Avg.	17.3	17.6	17.7	17.8	17.8	17.6	30.9
	Bottom 10 Avg.	15.7	15.7	15.7	16.0	16.1	15.8	16.0
<b>Billions of Chained, 2009 Dollars</b>								
15. Net Exports (billions of chained, 2009 dollars)	CONSENSUS	-721.7	-737.8	-756.3	-769.9	-782.2	-753.6	-796.3
	Top 10 Avg.	-652.3	-656.9	-663.5	-663.1	-662.6	-659.7	-647.1
	Bottom 10 Avg.	-799.0	-833.6	-874.4	-898.0	-922.4	-865.5	-968.5

## Long-Range Consensus U.S. Economic Projections

II. For comparison, this table includes a selection of the long-range consensus projections found on the preceding page, plus the latest long-range assumptions from the Trump Administration<sup>1</sup>.

ECONOMIC VARIABLE		YEAR					Five-Year Averages	
		2020	2021	2022	2023	2024	2020-24	2025-29
		Percent Change, Full Year-Over-Prior Year						
1. Real GDP (chained, 2009 dollars)	CONSENSUS	1.9	1.9	2.1	2.1	2.1	2.0	2.0
	Administration <sup>1</sup>	3.1	3.0	3.0	3.0	3.0	3.0	2.8
2. GDP Chained Price Index	CONSENSUS	2.1	2.1	2.2	2.1	2.1	2.1	2.1
	Administration <sup>1</sup>	1.9	2.0	2.0	2.0	2.0	2.0	2.0
3. Nominal GDP (current dollars)	CONSENSUS	4.1	4.1	4.2	4.2	4.2	4.2	4.2
	Administration <sup>1</sup>	5.1	5.1	5.1	5.1	5.1	5.1	4.9
4. Consumer Price Index (for all urban consumers)	CONSENSUS	2.3	2.3	2.3	2.3	2.3	2.3	2.3
	Administration <sup>1</sup>	2.3	2.3	2.3	2.3	2.3	2.3	2.3
<b>Annual Average</b>								
5. Treasury Bills, 3-Month (percent per annum)	CONSENSUS	2.7	2.8	2.9	2.9	2.9	2.8	3.0
	Administration <sup>1</sup>	2.9	3.0	3.0	2.9	2.9	2.9	2.9
6. Treasury Notes, 10-Year (yield per annum)	CONSENSUS	3.5	3.6	3.7	3.7	3.7	3.7	3.8
	Administration <sup>1</sup>	3.4	3.6	3.7	3.7	3.6	3.6	3.6
7. Unemployment Rate (% of civilian labor force)	CONSENSUS	4.0	4.2	4.3	4.4	4.4	4.3	4.5
	Administration <sup>1</sup>	3.8	3.9	4.0	4.2	4.3	4.0	4.7

III. In this table, we compare the results of our most recent survey with those of our survey in October 2017<sup>2</sup>.

ECONOMIC VARIABLE		YEAR					Five-Year Averages	
		2020	2021	2022	2023	2024	2020-24	2025-29
		Percent Change, Full Year-Over-Prior Year						
1. Real GDP (chained, 2009 dollars)	March Consensus	1.9	1.9	2.1	2.1	2.1	2.0	2.0
	October Consensus	2.1	2.0	2.0	2.0	na	na	na
2. GDP Chained Price Index	March Consensus	2.1	2.1	2.2	2.1	2.1	2.1	2.1
	October Consensus	2.1	2.1	2.1	2.1	na	na	na
3. Nominal GDP (current dollars)	March Consensus	4.1	4.1	4.2	4.2	4.2	4.2	4.2
	October Consensus	4.1	4.1	4.1	4.2	na	na	na
4. Consumer Price Index (for all urban consumers)	March Consensus	2.3	2.3	2.3	2.3	2.3	2.3	2.3
	October Consensus	2.3	2.3	2.3	2.3	na	na	na
<b>Annual Average</b>								
5. Treasury Bills, 3-Month (percent per annum)	March Consensus	2.7	2.8	2.9	2.9	2.9	2.8	3.0
	October Consensus	2.7	2.8	2.8	2.8	na	na	na
6. Treasury Notes, 10-Year (yield per annum)	March Consensus	3.5	3.6	3.7	3.7	3.7	3.7	3.8
	October Consensus	3.7	3.8	3.8	3.8	na	na	na
7. Unemployment Rate (% of civilian labor force)	March Consensus	4.0	4.2	4.3	4.4	4.4	4.3	4.5
	October Consensus	4.6	4.6	4.7	4.7	na	na	na

<sup>1</sup>The Economic Report of the President, February 2018, p. 445. Forecast was based on data available as of November 16, 2017. Trump Administration forecasts for Real and Nominal GDP, GDP Price Index, and Consumer Price Index are reported on a Q4/Q4 basis. Others are calendar year averages. Trump Administration projections only extend through 2028, so averages for the 2025-2029 time period are based on projections for the four-year period 2025-2028. <sup>2</sup>Blue Chip Economic Indicators, October 10, 2017.

## Viewpoints:

### A Sampling Of Views On The Economy, Financial Markets And Government Policy Excerpted From Recent Reports Issued By Our Blue Chip Panel Members And Others

#### March: In Like A Bear

Don't say we didn't warn you. For much of the first 16 months following the 2016 U.S. election, markets and investors chose to focus only on the positive aspects of President Trump's economic proposals—tax cuts and deregulation—and turned a blind eye to the negatives—bigger budget deficits and protectionism. Well, the negatives are now starting to bite. News that the U.S. plans to slap 25% tariffs on steel imports and 10% on aluminum, about the most aggressive option available under Section 232, hit the market like a bolt from the blue this week, despite the fact that Trump has been rattling the trade sabre non-stop for a year. The President's response to harsh criticism to the move is even more unsettling: "trade wars are good, and easy to win", suggesting that retaliatory moves—and there likely will be many—will be met with even more U.S. actions.

In isolation, the net effect of U.S. tariffs will likely be sharply higher domestic metals prices, and mostly hit the U.S. consumer; our initial estimate is that CPI will be bumped 0.2 percentage points by the tariffs. Note that capacity utilization in the fabricated metals space is now running above 81%, or higher than its long-run average. And this week's ISM report for February carried this comment from the industry: "Steel market is doing rather well. Everybody is out of what I need." All that suggests there isn't a lot of room for U.S. producers to ramp up production in the near term, so the tariffs will mostly get passed along in the form of higher prices across the board. Beyond consumers, of course any U.S. manufacturer that uses steel and/or aluminum has just been handed a competitive punch to the gut, as their input costs rise in comparison to global competitors—e.g. automakers.

This arises at the very point at which markets had suddenly become much more attuned to inflation risks and equity volatility had taken a big step higher. With stocks already sagging again, the trade news was, shall we say, downright tariffing. Equities are now commonly gyrating by more than 1% per day, after rarely breaching that threshold over the past year, with intraday swings even greater. For all of February, the S&P 500 fell 3.9%, its worst month in more than two years (albeit after its best month in almost two years), and then proceeded to fall heavily in the first two days of March on the tariff news. Notably, bonds are benefiting only slightly from the equity sag, and we would just reiterate that trade wars are patently not a positive for bonds—true, trade spats may dampen longer-run growth, but they are even more negative for inflation. Treasury yields were roughly unchanged this week despite an early dip.

For the currency market, the brewing trade conflict provides a more nuanced story. On the week, the U.S. dollar was on balance a bit firmer, even as it slipped versus the yen, especially, but also against most European currencies. The yen was given a big boost by the BoJ's Kuroda suggesting that the end of QE in Japan is coming within sight, even if the sightline stretches out until 2019. On the flip side, two of the biggest losers on the week were the NAFTA currencies, as the Canadian dollar and the Mexican peso slid almost 2%. Both rank high on the list of metal suppliers to the U.S. (Canada is first in both), and the new tariffs throw yet a new wrench into the trade talks. Note that when the U.S. hiked steel tariffs by 8%-to-30% in 2002 under George W. Bush, Canada and Mexico were exempted due to NAFTA rules, but that doesn't seem to be a consideration this go-round (on national security grounds). Indeed, any retaliation to the steel levies by Canada and/or Mexico will no doubt further sour the mood of the broader trade talks, which are quietly close to wrapping up Round 7 this week.

Every early indication is that Canada will not be exempt from the steel and aluminum tariffs. It's little consolation that Canada is a net steel importer, given that it also shipped a grand total of \$24 billion of raw and processed steel and aluminum products to the U.S. in 2017, or 1.1%

of domestic GDP. Suffice it to say that it is a very negative signal indeed from the country's largest trading partner, for growth, inflation and the currency.

*Douglas Porter, BMO Capital Markets, Toronto, Canada*

#### ISM Euphoria Hard to Square With Just OK Hard Data

The headline print of 60.8 in the ISM index for February is the highest since 2004 and the latest affirmation of broadening business confidence. Aside from a slight slowing in the orders and production components (which are both still above 60 and thus signaling continued expansion), all other components moved farther into expansion territory. "Everybody is out of what I need" The slight dip in customer inventories (which does not roll into the headline) can be seen as a positive for the manufacturing outlook in-as-much as it indicates supply-chain constraints. This is affirmed in some of the selected comments like this one from a representative of the computer and electronics products category: "Availability of electronic components, long lead times, allocations and constraints continue to wreak havoc in the purchasing cycle, with no end in sight at this time." Another comment from the fabricated metals sector illustrates the point even more succinctly: "Steel market is doing rather well. Everybody is out of what I need."

The biggest move in the components and perhaps the largest takeaway from the report is that employment jumped 5.5 notches to 59.7.

The prices index climbed another 1.5 points to hit 74.2—that is the highest reading more than six years and the 24th consecutive month in which this category has signaled higher raw material prices. In an economic cycle that has been characterized by sub-2 percent CPI inflation, there are clues in this report that, after accounting for a lag, the manufacturing sector could be adding to inflation pressures later this year.

Not all of that price pressure is from domestic sources either. The imports component climbed 2.1 points to 60.5, the highest reading here since 2007. One manufacturer linked some of the pricing pressure to the increased demand from overseas along with changes in the value of the U.S. dollar, saying the "weakening in the U.S. dollar in relationship to the yuan is starting to impact importing cost. We are starting to see more supplier price increases."

In short, today's ISM report is the latest signal that positive sentiment is giving way to euphoria in the manufacturing sector, yet this comes amid a run of admittedly lousy hard data. Core capital goods orders have been in retreat for the past two months and, similarly, manufacturing production has flat-lined for two straight months. As we said in the durable goods write-up earlier this week, in times of such pronounced survey strength, the gap between hard and soft data is usually narrowed by business surveys getting reined in, rather than the hard orders data experiencing a marked acceleration.

*John Silvia and Tim Quinlan, Wells Fargo, Charlotte, NC*

#### Expect More Weakness For Housing

The January data related to residential investment look weak, and we think it is very likely that real residential investment will decline in 1Q. Running through some of the main GDP source data, existing home sales dropped 3.2% in January while new single-family home sales fell 7.8%, signaling that brokers' commissions will decline in 1Q. Retail sales at building materials dealers also declined 2.4% in January, pointing to weakness in spending on residential improvements. The source data related to structures investment have fared better, with new residential construction spending increasing 0.3% in January. But growth in this category should offset only part of the weakness in the other areas of residential investment. These series can all be noisy and can be revised over time, so it is possible that upcoming reports will show some improvement relative to the recent readings. But several forward looking indicators point to weakness ahead. (*continued on next page*)



## Viewpoints:

### A Sampling Of Views On The Economy, Financial Markets And Government Policy Excerpted From Recent Reports Issued By Our Blue Chip Panel Members And Others

Pending home sales measure home sales when contracts are signed and existing home sales are counted when transactions are completed, so pending sales tend to lead the existing sales data by one or two months. The pending sales index has trended lower lately and the latest reading was the weakest since January 2015, so existing home sales likely will move lower in the upcoming months. The recent data on mortgage purchase applications also point to a broader weakening in home sales to come. The volume of purchase applications has dropped after increasing during first few weeks in January. The weekly series is very noisy, so explaining short-term swings is challenging. But the data from the past few months suggest that the recent increase in rates may have initially sparked some home buying activity before eventually weighing on housing demand. Our work on mortgage rates showed that it often takes a few months for higher rates to start depressing home sales, so it is likely that higher rates will keep weighing on sales figures ahead.

As mentioned above, the data related to residential structures investment have held up better than many other housing indicators in recent months. But we also see signs that the construction data should weaken soon. The Census Bureau distributes the construction spending associated with single-family housing starts using fixed patterns over a year, with the largest shares of spending occurring two and three months after the start. This means that the most meaningful pickup from the recent peak for single-family starts in November probably occurred in December and January and that we likely will see cooling in the data going forward.

These forward-looking signals suggest that the housing data will remain weak beyond what is already evident in the January data. And while the housing market likely will benefit from the general pickup in the economy that we expect along with firming labor markets and rising wages, a number of factors justify weakening in the market. Some cooling was expected after the strength in 4Q17 when activity bounced back following hurricane-related disruptions. And higher rates and changes in tax laws reducing the benefits of mortgage financing likely will be headwinds for housing over time.

*Daniel Silver, JPMorgan Chase Bank, New York, NY*

#### Inflation Developments

Like the Consumer Price Index (CPI), the price index for personal consumption expenditures (PCE) jumped in January, with the headline measure increasing 0.4 percent and the core component advancing 0.3 percent. The latest results for the PCE index, however, were a bit less troubling than those for the CPI. The headline measure was lighter for the PCE index (0.4 percent versus 0.5 percent), and so too was the core component if calculated with more precision (0.271 percent versus 0.349 percent for the CPI). The year-over-year change in the core CPI increased slightly, while the core PCE index dipped.

Some observers also note that the core PCE price index seems to contain residual seasonality that results in high-side readings for January. If so, one can perhaps dismiss the latest upward pressure. The chart on the right, which is based on data for the past 10 years (2008 to 2017), shows the performance of inflation for each month relative to the average for the year. January does indeed run fast, as seven of the past 10 years have registered increases larger than the average for the full 12 months. The average deviation does not appear large (0.04 percentage point), but it translates to an overstatement of one-half percentage point at an annual rate. The offset seems to occur at the end of the year, when inflation is below average. April also tends to run fast (eight of the past 10 years above average), although the deviation is smaller than that for January.

Although the latest result for the PCE price index was not especially troubling, we doubt that it will dissuade Fed officials from tightening policy at the meeting of the Federal Open Market Committee on March 20-21. Although annual core inflation did not pick up in January, it has quickened since last summer. Moreover, the current economic setting --

faster than potential growth at a time when the economy is at or close to full employment -- argues strongly for proceeding with normalization.

The FOMC's commitment to normalization was probably strengthened at the previous meeting, where the Fed staff presented three briefings on analyzing and forecasting inflation. The staff reviewed various forecasting models and examined several explanations for the subdued performance of inflation in recent years. The staff argued that some common explanations for slow inflation did not seem to mesh well with the facts. For example, technological changes that provide greater transparency in pricing and alternatives for shopping seem to have the ability to contain prices, but wide profit margins suggest the influence has not been pronounced. Similarly, global integration and the ability to draw on resources of other countries could have an influence on U.S. inflation, but measures of integration have leveled off in recent years. The staff concluded that the standard model of inflation -- based on the degree of resource utilization and inflation expectations, supplemented by special factors such shifts in commodity prices and the foreign exchange value of the dollar -- adequately explain the performance of inflation.

Interestingly, a new study by a well-respected academic economist reviewed the performance of the so-called natural rate hypothesis as a guide for analyzing and forecasting inflation. The natural rate hypothesis serves as the foundation for the Fed's inflation model, and the conclusion of this study was similar to the message from the staff briefings: central banks should keep the natural rate hypothesis as the baseline model, but they also should keep an open mind and consider alternatives. (Olivier Blanchard. "Should We Reject the Natural Rate Hypothesis?" *The Journal of Economic Perspectives*, Winter 2018.)

*Michael Moran, Daiwa Capital Markets America, New York, NY*

#### Have Wage Expectations Moved Lower? Not In Our Base Case But...

Throughout this expansion, wage growth has been tepid, the Phillips curve flat. We do not understand the extent of the weakness, especially the lack of response to an ever tightening labor market.

This week, we pose a speculative theory and consider the possibility that wage inflation expectations have moved lower. We frame the question through our recent work on transportation. Trucking companies face a driver shortage and boosted wages in 2017 to attract workers: the strategy failed. The reasons are manifold, but in short, trucking and construction compete for labor. Rising trucking wages pull in truck drivers but construction wages pull even harder. Therefore, to attract workers to trucking, our models indicate that trucking wages must outstrip those in construction.

This joint increase in wages is what economists expect and is essentially the Phillips curve relationship. But there are other potential outcomes. Imagine a scenario where one person bought both sectors. She could achieve the same labor allocation with lower wage inflation. We call this a collusive outcome as it eliminates cross-sector competition. What if the U.S. economy reached this outcome by accident? Early in the recovery, wage growth was tepid; firms had no extra money. Yet, they were able to hire workers. Firms may have then learned that faster wage growth was unneeded. As a result, cross-industry competition for workers became muted. Workers learned that raises were hard to come by. More simply, wage inflation expectations moved lower as the economy felt its way toward the collusive-equivalent equilibrium. We expect tightening in labor markets to put upward pressure on wages. But, under this hypothesis, two risks arise. One, we could stay in a low-wage equilibrium, with tighter labor markets but no rise in wage inflation. Two, wages could rise quickly. Collusive equilibria are unstable; expectations that move lower can revert. This is just speculation on expectations, of course, but speculation that is consistent with much of the post-recession price and employment landscape.

*Economics Group, UBS Securities, New York, NY*



## Calendar Of Upcoming Economic Data Releases

Monday	Tuesday	Wednesday	Thursday	Friday
<b>March 12</b> Federal Budget (Feb)	<b>13</b> Consumer Price Index (Feb) NFIB survey (Feb)	<b>14</b> Retail Sales (Feb) Producer Price Index (Feb) Business Inventories (Jan) EIA Crude Oil Stocks Mortgage Applications	<b>15</b> Empire State Manufacturing Survey (Mar) Philadelphia Fed Manufacturing survey (Mar) NAHB Survey (Mar) Import Prices (Feb) TIC Data (Jan) Weekly Jobless Claims Weekly Money Supply	<b>16</b> Housing Starts (Feb) Industrial Production (Feb) Business Leaders Survey (Mar) Consumer Sentiment (Mar, Preliminary, Univ. of Michigan) JOLTS (Jan)
<b>19</b>	<b>20</b> <b>FOMC Meeting</b> Philadelphia Fed Nonmanufacturing Survey (Mar)	<b>21</b> <b>FOMC Meeting</b> <b>Statement and projections (2:00 pm)</b> <b>Press Conference (2:30 pm)</b> Retail Sales (Jan) Consumer Price Index (Jan) Business Inventories (Dec) EIA Crude Oil Stocks Mortgage Applications	<b>22</b> ISH-Markit Manufacturing PMI (Mar, Flash) IHS-Markit Services PMI (Mar, Flash) Kansas City Fed Survey (Mar) FHFA Home Price Index (Jan) Weekly Jobless Claims Weekly Money Supply	<b>23</b> New Home Sales (Feb) Durable Goods (Feb)
<b>26</b> Dallas Fed Manufacturing (Mar)	<b>27</b> S&P/Case-Shiller Home Price Index (Jan) Consumer Confidence (Mar, Conference Board) Dallas Fed Services (Feb) Richmond Fed Surveys (Feb)	<b>28</b> Real GDP (Q4, Third) Advance Economic Indicators (Feb) Pending Home Sales (Jan) EIA Crude Oil Stocks Mortgage Applications	<b>29</b> Personal Income and Consumption (Feb) Chicago PMI (Mar) Consumer Sentiment (Mar, Final, Univ. of Michigan) Weekly Jobless Claims Weekly Money Supply	<b>30</b> <b>Good Friday</b> <b>U.S. Markets Closed</b>
<b>April 2</b> IHSMarkit Manufacturing PMI (Mar, Final) ISM Manufacturing (Mar) Construction Spending (Feb)	<b>3</b> Light Vehicle Sales (Mar)	<b>4</b> ADP Employment (Mar) IHSMarkit Services PMI (Apr, Final) ISM Non-Manufacturing (Mar) Factory Orders (Feb) EIA Crude Oil Stocks Mortgage Applications	<b>5</b> International Trade (Feb) Weekly Jobless Claims Weekly Money Supply	<b>6</b> Employment (Mar) Consumer Credit (Feb)
<b>9</b>	<b>10</b> Producer Price Index (Mar) NFIB (Mar) Wholesale Trade (Feb)	<b>11</b> <b>FOMC Minutes</b> Consumer Price Index (Mar) Federal Budget (Mar) EIA Crude Oil Stocks Mortgage Applications	<b>12</b> Import Prices (Mar) Weekly Jobless Claims Weekly Money Supply	<b>13</b> Consumer Sentiment (Apr, Preliminary, Univ. of Michigan) Federal Budget (Oct)
<b>16</b> Retail Sales (Mar) Empire State Manufacturing (Apr) Business Inventories (Feb) NAHB Survey (Apr) TIC Data (Feb)	<b>17</b> Housing Starts (Mar) Industrial Production (Mar) Business Leaders Survey (Apr)	<b>18</b> Beige Book EIA Crude Oil Stocks Mortgage Applications	<b>19</b> Philadelphia Fed Manufacturing Survey (Apr) Weekly Jobless Claims Weekly Money Supply	<b>20</b>

## EXPLANATORY NOTES

For 42 years, *Blue Chip Economic Indicators'* monthly survey of leading business economists has provided private and public sector decision-makers timely and accurate forecasts of U.S. economic growth, inflation and a host of other critical indicators of business activity. The newsletter utilizes a standardized format that provides a fast read on the prevailing economic outlook. The survey is conducted over two days, generally beginning on the first working day of each month. Forecasts of U.S. economic activity are collected from more than 50 leading business economists each month. The newsletter is generally finished on the third day following completion of the survey and delivered to subscribers via e-mail or first class mail.

The hallmark of *Blue Chip Economic Indicators* is its *consensus forecasts*. Numerous studies have shown that by averaging the opinions of many experts, the resulting consensus forecasts tend to be more accurate over time than those of any single forecaster.

**Annual Forecasts** On pages 2 and 3 of the newsletter are individual and consensus forecasts of U.S. economic performance for this year and next. The names of the institutions that contribute forecasts to these pages are listed on the left of the page. They are ranked from top to bottom based on how fast they expect the U.S. economy to expand in the current year. Some of these institutions have one or more asterisks (\*) after their names, denoting how many times they have won the annual *Lawrence R. Klein Award for Blue Chip Forecast Accuracy*.

Across the top of pages 2 and 3 is a list of the variables for which the individual cooperators have provided forecasts. Definitions and organizations that issue estimates for these variables are found at the bottom of page 3. For columns 1-9, the forecasts are for the year-over-year percent change in each variable. Columns 10-12 represent average percentage levels of the year in question. Column 15 is an inflation-adjusted dollar level, measured in billions of chained 2000 dollars. High and low forecasts from the panel members for each variable are denoted with an "H" or "L".

Immediately below the forecasts of the individual contributors are this month's consensus forecasts. The consensus is derived by averaging our panel members' forecasts for each variable. Below the consensus forecasts are averages of this month's ten highest and ten lowest forecasts for each variable. Below them are last month's consensus forecasts. To put the forecasts in context, we include four years of historical data for each variable at the bottom of page 2. Please note that these figures can change due to government revisions of previously released estimates. Below the historical data are the number of forecasts changed from a month ago for each variable, the median forecast for each variable and a diffusion index. The diffusion index serves as a leading indicator of future changes in the consensus forecast. A reading above 50% hints of future increases in the consensus; a reading below 50% hints of future declines. The diffusion index is calculated by adding to the number of forecasters who raised their forecasts for a particular variable this month, half the number of those who left their forecasts unchanged, then dividing the sum by the total number of those contributing forecasts.

**Historical Annual Consensus Forecasts** Page 4 contains the forecasts from previous issues for the current and subsequent year so that subscribers can see how the outlook has changed over time. Each issue also includes graphs and analysis focusing on noteworthy changes and trends in the consensus outlook.

**Quarterly Forecasts** Page 5 contains quarterly historical data and consensus forecasts of the U.S. economy's performance. For columns 1-7, the forecasts are for the quarter-over-quarter, seasonally-adjusted, annualized percent change in each variable. Columns 8-10 represent average percentage levels for the quarter in question. Columns 11 and 12 represent seasonally-adjusted, annualized levels for the quarter, measured in billions of inflation-adjusted dollars. As is the case on pages 2-3, the consensus quarterly forecasts on the top half of page 5 are simple averages of our contributors' forecasts. The high-10 and low-10 forecasts are averages of the 10 highest and 10 lowest forecasts for each variable. At the bottom of page 5 are additional quarterly consensus forecasts for Real GDP, GDP Price Index, Industrial Production and Consumer Price Index. These figures are produced by taking the annualized quarterly consensus forecasts found on the top of page 5 and computing a quarterly dollar value for Real GDP, and average quarterly index levels for the GDP Price Index, Industrial Production and the Consumer Price Index. We then compute a year-over-year percentage change between the relevant quarter and the corresponding quarter of the previous year.

**International Forecasts** Pages 6-7 contain historical data and consensus forecasts of five key economic variables for 15 of the U.S.'s largest trading partners. A list of the institutions contributing forecasts to these pages can be found at the bottom of page 7. Columns 1 and 2 are forecasts of the year-over-year percent change in inflation-adjusted economic growth and consumer price inflation for this year and next. Column 3 is each nation's estimated current account surplus or deficit, reported in billions of current U.S. dollars. Column 4 is the estimated value of each nation's currency versus the U.S. dollar at the end of this year and next. Column 5 is the estimated level of interest rates on 3-month interest rates in each nation at the end of this year and next. Immediately below this month's consensus and the highest and lowest estimates for each variable are last month's forecasts and a limited amount of historical data. The historical data may change from month-to-month due to government revisions.

**Special Questions** On page 14, we report on panel members' answers to our special questions. Individuals' responses to the special questions are never displayed, only consensus, top-10 and bottom-10 results. *In March and October, we publish our semi-annual, long-range surveys.* In addition to our usual forecasts for this year and next, the semiannual, long-range survey results provide subscribers with consensus forecasts of all the variables found on pages 2 and 3 for the each of the following five years, plus an average for the five-year period after that.

**Blue Chip Econometric Detail** With the March, June, September and December issues, subscribers also receive a four-page quarterly supplement entitled *Blue Chip Econometric Detail*. The supplement contains forecasts of an expanded list of economic and financial variables that are derived from the consensus forecasts found in *Blue Chip Economic Indicators*. Macroeconomic Advisers, LLC of St. Louis, Missouri produces this forecast detail based on a simulation of its econometric model of the U.S. economy.

*Should you have questions about the contents, or methods used to produce Blue Chip Economic Indicators, please contact Randell Moore at (816) 931-0131 or email him at: randy.moore@wolterskluwer.com.*

# Blue Chip Financial Forecasts<sup>®</sup>

**Top Analysts' Forecasts Of U.S. And Foreign Interest Rates, Currency Values  
And The Factors That Influence Them**

**Vol. 36, No. 12, December 1, 2017**

**Wolters Kluwer**

# BLUE CHIP FINANCIAL FORECASTS®

## EXECUTIVE EDITOR:

**RANDELL E. MOORE**

3663 Madison Ave.

Kansas City, MO 64111

Phone (816) 931-0131

E-mail: [randy.moore@wolterskluwer.com](mailto:randy.moore@wolterskluwer.com)

Publisher: Dom Cervi

**Blue Chip Financial Forecasts®** (ISSN: 0741-8345) is published monthly by CCH Incorporated, 76 Ninth Avenue, New York, NY 10011. Printed in the U.S.A.

**Subscriptions:** \$1475 per year for print, e-mail or online delivery of 12 monthly issues. \$1765 per year for both print and e-mail delivery of 12 monthly issues. \$2375 for email or online and Excel package. For multiple-copy rates and site-license agreements call Nelson Pereira in the U.S. at 212-771-0701. You may also contact him at: [nelson.pereira@wolterskluwer.com](mailto:nelson.pereira@wolterskluwer.com)

**Permission requests:** For information on how to obtain permission to reproduce content, please visit the Wolters Kluwer website at: <http://www.wklawbusiness.com/footer-pages/permissions>

**Purchasing reprints:** For customized article reprints, please contact *Wright's Media* at 1-877-652-5295 or go to the *Wright's Media* website at [www.wrightsmedia.com](http://www.wrightsmedia.com).

**Customer Service: 1-800-234-1660**

**To Order: 1-800-638-8437**

**Customer Service Fax: 1-800-901-9075**

**Email:** [customer.service@wolterskluwer.com](mailto:customer.service@wolterskluwer.com)

**Web Site:**

<http://www.wklawbusiness.com/bluechip.asp?provoid=WEBBLUECHIPPUBS>

**Blue Chip Financial Forecasts®** is a general circulation news monthly. No statement in this issue is to be construed as a recommendation to buy or sell securities or to provide investment advice. The editor and CCH Incorporated, while considering the contents to be reliable, take no responsibility for the information contained herein.

**Copyright © 2017 CCH Incorporated. All Rights Reserved.** This material may not be used, published, broadcast, rewritten, copied, redistributed or used to create any derivative works without written permission from the publisher.

## TABLE OF CONTENTS

<b>Domestic Commentary</b>	<b>p. 1</b>
<b>Domestic Summary Table</b> – Table of consensus forecasts of U.S. interest rates and key economic assumptions	<b>p. 2</b>
<b>International Summary Table</b> – Table of consensus forecasts of international interest rates and foreign exchange values	<b>p. 3</b>
<b>International Commentary</b>	<b>p. 3</b>
<b>Individual Panel Member's U.S. Forecasts</b> – Of interest rates and key assumptions for the next six quarters	<b>p. 4-9</b>
<b>Individual Panel Member's International Forecasts</b> – Of international interest rates and foreign exchange values	<b>p. 10-11</b>
<b>Viewpoints</b> – A sampling of views on the economy and government policy excerpted from recent reports issued by our panel members	<b>p. 12-13</b>
<b>Special Questions</b> – Results of twice annual long-range survey forecasts for the five years 2019 through 2023 and the five-year period 2024-2028	<b>p. 14</b>
<b>Databank</b> – Monthly historical data on many key indicators of economic activity	<b>p. 15</b>
<b>Calendar</b> – Release dates for important upcoming economic Data, FOMC meetings, etc.	<b>p. 16</b>
<b>List Of Contributing Economists</b> – To Domestic and International Survey	<b>inside of back cover</b>

## A December FOMC Hike, Followed By Maybe 75 Basis Points More In 2018

**Domestic Commentary** As expected, the Federal Reserve's Open Market Committee (FOMC) left interest rates unchanged at its October 31<sup>st</sup>-November 1<sup>st</sup> meeting. Minutes of the meeting did not contain explicit guidance on future changes in policy. However, the discussion among policymakers suggested that barring a surprise policymakers will enact their third 25-basis-point increase of the year at their December 12<sup>th</sup>-13<sup>th</sup> meeting.

That is clearly the belief among our panelists. In response to a special question asked as part of our November 21<sup>st</sup>-22<sup>nd</sup> survey, the panelists unanimously predicted that at the December meeting the FOMC will hike its target range for the federal funds rate by a further 25 basis points to 1.25%-1.50%.

Minutes of the FOMC meeting noted that labor market conditions had generally continued to strengthen since its mid-September meeting and that real GDP growth expanded at a solid pace during Q3 despite the hurricane-related disruptions. Additionally, "many" meeting participants believed that the slowdown in inflation over the spring and summer months was largely the result of temporary or idiosyncratic factors; and that "most" felt that cyclical pressures would produce a pickup in inflation over the medium term. High frequency data released since the FOMC's most recent meeting have tended to underscore these views.

Job growth rebounded sharply in October following the hurricane-induced softness in September and most economists look for another solid increase in November payrolls. Moreover, October's unemployment rate fell to a fresh 17-year low of 4.1%. While the year-over-year (y/y) change in average hourly earnings slipped back a bit in October, most economists look for a rebound over coming months as labor market conditions continue to tighten as the economy grows at an above-trend pace.

Industrial production and consumer spending also have exhibited signs of solid growth. The y/y change in total industrial production increased to 2.8% in October, the fastest pace since early 2012. Retail sales grew at an annual rate of 3.5% over the three-months ending in October and most signs point to strong holiday spending this year. Moreover, shipments of core capital goods – a proxy for capital spending – were up 12.0% at an annual rate over the three months ending in October. Residential investment, too, has recently exhibited some much needed strengthening. Housing starts surged nearly 14% in October and replacement and recovery efforts following the hurricanes now seems likely to ensure that real residential investment posts positive growth in the current quarter after contracting in each of the two prior quarters.

The consensus this month forecasts that real GDP would grow at an above-trend rate of 2.7% (saar) in the final quarter of this year. That forecast is unchanged from a month ago, but risks to it might be to the upside. Indeed, as of November 22<sup>nd</sup> the Atlanta Federal Reserve Bank's GDPNow forecast estimated that real GDP will grow 3.4% (saar) this quarter. Furthermore, a good many of our panelists believe that real GDP growth in Q3 – currently estimated by the Bureau of Economic Analysis at 3.1% (saar) – will be revised up by a couple of tenths on November 29<sup>th</sup>.

The most plausible roadblock standing in the way of a rate hike in mid-December is the possibility of a federal government shutdown that might prompt FOMC members to delay action. The Senate needs 60 votes to pass another short-term budget extension prior to December 8<sup>th</sup> to avoid a shutdown. However, Democrats are unlikely to agree without concessions, such as an extension of the Deferred Action for Childhood Arrivals (DACA) program and/or renewal of the Children's Health Insurance program.

Failure to agree on a budget extension would not only lead to a partial shutdown of the federal government, but make it all but impossi-

ble for Republicans to meet their deadline for passing tax reform legislation prior to the Christmas recess. President Trump and top congressional leaders are scheduled to meet the week following Thanksgiving in an attempt to hammer out a deal on a temporary budget extension. Stay tuned.

Beyond this December, the prospect for additional rate hikes from the FOMC becomes more clouded. The FOMC's September "dot plot" continued to suggest an additional 100 basis points of tightening in 2018. However, minutes of the FOMC's most recent meeting hint that at least some policymakers are concerned that longer-term inflation expectations have fallen, thereby necessitating a slower-than-previously assumed pace for interest rate normalization. For example, "a number of these participants were worried that a decline in longer-term inflation expectations would make it more challenging for the Committee to promote a return of inflation to 2 percent over the medium term". This has led some to suspect that the "dot plot" released in conjunction with the December FOMC meeting might imply fewer rate increases in 2018 than did the September "dot plot". However, we suspect that will not occur given the economy's current strength, the grudging upturn in inflation, and the rich valuations seen across a host of asset classes.

As for our panelists' view on 2018 rate changes, this month's special questions showed 11.9% of those responding predicted only one 25 basis point hike in rates next year; 35.7% forecast 50 basis points of tightening, 23.8% expected 75 basis points of rate hikes, and 28.6% forecast a full 100 basis points of rate increases next year.

Real GDP still is predicted by the consensus to grow 2.4% (saar) in Q1 of next year, but the forecast for growth in Q2 rose another 0.1 of a percentage point this month to 2.6% (saar). Real GDP is forecast to grow 2.3% (saar) in Q3 and Q4 of next year, the Q3 estimate dipping by 0.1 of a percentage point over the past month. The consensus forecast of real GDP growth in Q1 2019 remained at 2.1% (saar) this month. These forecasts will be subject to revision not only if and when Congress acts on tax reform, but what the legislation ultimately entails. The consensus this month puts the odds that tax reform legislation will be passed by Congress prior to the end of this year at only 41%, but the odds of it passing in 2018 rose to 61%.

Consensus forecasts of inflation this quarter and next rose this month. After increasing 2.0% (saar) in Q3 of this year, the Consumer Price Index (CPI) is now forecast to increase 3.0% in the current quarter, 0.4 of a percentage point faster than predicted last month. The GDP price index is forecast to increase 2.2% (saar) this quarter, the same as in Q3, but 0.2 of a percentage point faster than forecast last month. The CPI is forecast to increase 2.2% (saar) in Q1 2018, up 0.2 of a percentage point from last month, while the forecast of the change in the GDP price index rose 0.1 of a point to 2.0% (saar). Forecasts of the Q2 2018 change in the CPI and GDP price index fell 0.1 of a percentage point to 1.9%. The consensus forecasts that the GDP price index and the CPI will increase at respective rates of 2.1% and 2.2% in Q3 and Q4 of next year. Both still are predicted to increase at respective rates of 2.2% and 2.3% in Q1 2019.

**Consensus Forecast** Real GDP will continue to grow at an above-trend pace through Q1 2019, tightening labor markets, and lifting inflation toward the FOMC 2.0% target. The FOMC will hike interest rates by 25 basis points this December and maybe 75 basis points more in 2018. The Treasury yield curve is likely to narrow by a bit more over the forecast horizon. After falling by about 10% this year on a trade-weighted basis, the U.S. dollar is predicted to be relatively stable over the forecast horizon (*see page 2*).

**Special Questions** On page 14 of this issue are results of our twice-yearly, long-range survey with consensus estimates for the years 2019 through 2023 and averages for the 5-year periods 2019-2023 and 2024-2028.



### Consensus Forecasts Of U.S. Interest Rates And Key Assumptions<sup>1</sup>

Interest Rates	History								Consensus Forecasts-Quarterly Avg.						
	Average For Week Ending				Average For Month				Latest Qtr 3Q 2017	4Q 2017	1Q 2018	2Q 2018	3Q 2018	4Q 2018	1Q 2019
	Nov. 17	Nov. 10	Nov. 3	Oct. 27	Oct	Sep	Aug	2017		2018	2018	2018	2018	2019	
Federal Funds Rate	1.16	1.16	1.15	1.16	1.15	1.16	1.16	1.16	1.2	1.4	1.6	1.8	2.0	2.2	
Prime Rate	4.25	4.25	4.25	4.25	4.25	4.25	4.25	4.25	4.3	4.5	4.7	4.9	5.1	5.2	
LIBOR, 3-mo.	1.43	1.41	1.39	1.37	1.36	1.33	1.31	1.32	1.4	1.6	1.8	2.0	2.2	2.4	
Commercial Paper, 1-mo.	1.15	1.16	1.14	1.14	1.13	1.12	1.10	1.11	1.2	1.4	1.6	1.8	2.0	2.2	
Treasury bill, 3-mo.	1.26	1.22	1.16	1.11	1.09	1.06	1.04	1.05	1.2	1.4	1.6	1.7	2.0	2.1	
Treasury bill, 6-mo.	1.40	1.34	1.28	1.27	1.25	1.19	1.13	1.17	1.3	1.5	1.7	1.9	2.1	2.2	
Treasury bill, 1 yr.	1.57	1.52	1.45	1.43	1.40	1.31	1.23	1.28	1.5	1.7	1.9	2.0	2.3	2.4	
Treasury note, 2 yr.	1.70	1.64	1.61	1.60	1.54	1.46	1.34	1.41	1.6	1.8	2.0	2.2	2.3	2.5	
Treasury note, 5 yr.	2.06	2.01	2.00	2.04	1.98	1.89	1.79	1.85	2.0	2.2	2.4	2.5	2.7	2.8	
Treasury note, 10 yr.	2.37	2.34	2.36	2.42	2.36	2.28	2.23	2.26	2.4	2.6	2.7	2.8	3.0	3.1	
Treasury note, 30 yr.	2.81	2.81	2.85	2.93	2.88	2.83	2.81	2.82	2.9	3.1	3.3	3.4	3.5	3.6	
Corporate Aaa bond	3.74	3.71	3.71	3.77	3.75	3.75	3.76	3.76	3.8	4.0	4.2	4.3	4.5	4.6	
Corporate Baa bond	4.32	4.29	4.29	4.35	4.32	4.32	4.34	4.33	4.4	4.6	4.9	5.1	5.2	5.3	
State & Local bonds	3.41	3.37	3.40	3.38	3.37	3.34	3.35	3.34	3.5	3.7	3.9	4.0	4.2	4.3	
Home mortgage rate	3.95	3.90	3.94	3.94	3.90	3.82	3.88	3.85	4.0	4.2	4.4	4.5	4.6	4.8	

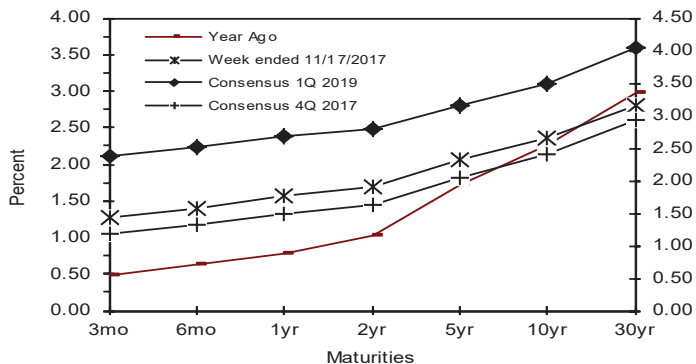
  

Key Assumptions	History								Consensus Forecasts-Quarterly						
	4Q		1Q		2Q		3Q		2017	2017	2017	2018	2018	2018	2019
	2015	2016	2016	2016	2016	2017	2017	2017							
Major Currency Index	93.1	93.3	89.6	90.3	93.7	94.4	93.0	88.3	88.7	89.0	89.1	89.1	88.9	88.5	
Real GDP	0.5	0.6	2.2	2.8	1.8	1.2	3.1	3.0	2.7	2.4	2.6	2.3	2.3	2.1	
GDP Price Index	0.8	0.3	2.4	1.4	2.0	2.0	1.0	2.2	2.2	2.0	1.9	2.1	2.1	2.2	
Consumer Price Index	0.4	0.1	2.3	1.8	3.0	3.1	-0.3	2.0	3.0	2.2	1.9	2.2	2.2	2.3	

Forecasts for interest rates and the Federal Reserve's Major Currency Index represent averages for the quarter. Forecasts for Real GDP, GDP Price Index and Consumer Price Index are seasonally-adjusted annual rates of change (saar). Individual panel members' forecasts are on pages 4 through 9. Historical data: Treasury rates from the Federal Reserve Board's H.15; AAA-AA and A-BBB corporate bond yields from Bank of America-Merrill Lynch and are 15+ years, yield to maturity; State and local bond yields from Bank of America-Merrill Lynch, A-rated, yield to maturity; Mortgage rates from Freddie Mac, 30-year, fixed; LIBOR quotes from Intercontinental Exchange. All interest rate data is sourced from Haver Analytics. Historical data for Fed's Major Currency Index is from FRSR H.10. Historical data for Real GDP and GDP Chained Price Index are from the Bureau of Economic Analysis (BEA). Consumer Price Index (CPI) history is from the Department of Labor's Bureau of Labor Statistics (BLS).

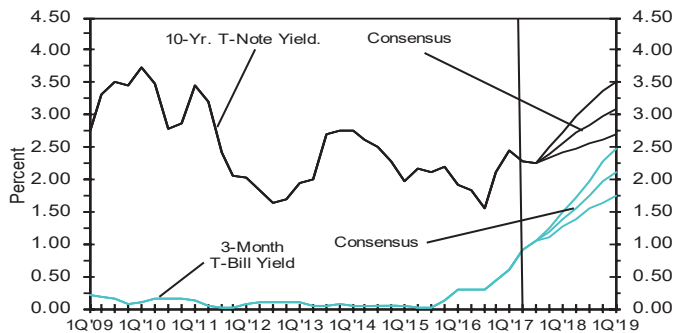
#### U.S. Treasury Yield Curve

Week ended November 17, 2017 and Year Ago vs. 4Q 2017 and 1Q 2019 Consensus Forecasts



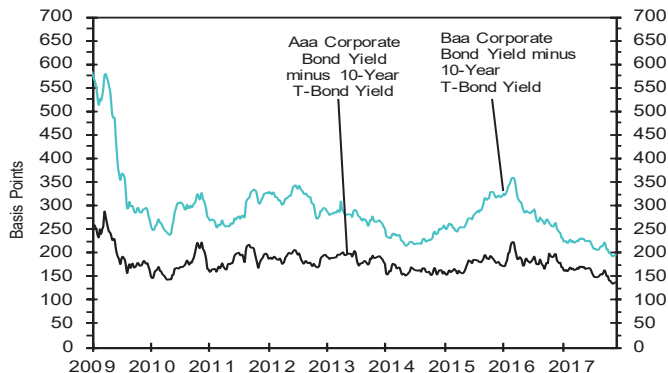
#### U.S. 3-Mo. T-Bills & 10-Yr. T-Note Yield

(Quarterly Average) Forecast



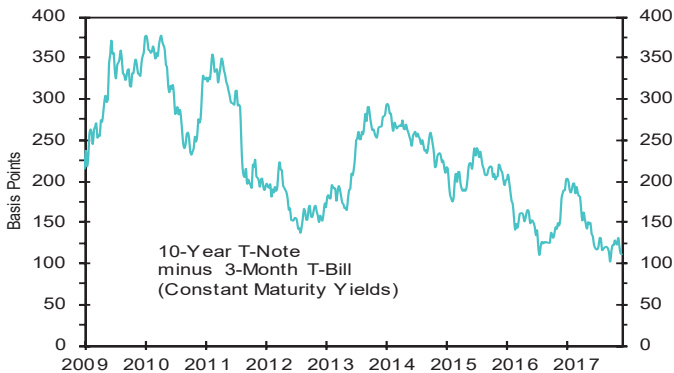
#### Corporate Bond Spreads

As of week ended November 17, 2017



#### U.S. Treasury Yield Curve

As of week November 17, 2017





-----3-Month Interest Rates<sup>1</sup>-----

	History			Consensus Forecasts		
	Month	Year	Months From Now:			
Latest:	Ago:	Ago:	3	6	12	
U.S.	1.45	1.37	0.92	<b>1.66</b>	<b>1.91</b>	<b>2.14</b>
Japan	-0.04	-0.03	-0.06	<b>0.02</b>	<b>0.01</b>	<b>0.02</b>
U.K.	0.44	0.35	0.38	<b>0.60</b>	<b>0.63</b>	<b>0.81</b>
Switzerland	-0.75	0.02	-0.75	<b>-0.70</b>	<b>-0.70</b>	<b>-0.60</b>
Canada	1.35	1.35	0.85	<b>1.78</b>	<b>1.88</b>	<b>1.80</b>
Australia	1.98	1.85	2.21	<b>1.90</b>	<b>1.90</b>	<b>2.15</b>
Eurozone	-0.33	-0.33	-0.31	<b>-0.35</b>	<b>-0.32</b>	<b>-0.25</b>

-----10-Yr. Government Bond Yields<sup>2</sup>-----

	History			Consensus Forecasts		
	Month	Year	Months From Now:			
Latest:	Ago:	Ago:	3	6	12	
U.S.	2.36	2.41	2.29	<b>2.54</b>	<b>2.64</b>	<b>2.82</b>
Germany	0.35	0.48	0.26	<b>0.56</b>	<b>0.66</b>	<b>0.83</b>
Japan	0.03	0.07	0.03	<b>0.06</b>	<b>0.07</b>	<b>0.08</b>
U.K.	1.33	1.35	1.46	<b>1.48</b>	<b>1.57</b>	<b>1.72</b>
France	0.66	0.88	0.71	<b>0.93</b>	<b>1.02</b>	<b>1.19</b>
Italy	1.77	2.04	2.13	<b>2.09</b>	<b>2.13</b>	<b>2.28</b>
Switzerland	-0.09	-0.73	-0.15	<b>0.00</b>	<b>0.10</b>	<b>0.26</b>
Canada	1.90	2.07	1.54	<b>2.24</b>	<b>2.37</b>	<b>2.63</b>
Australia	2.53	2.76	2.65	<b>2.74</b>	<b>2.83</b>	<b>2.96</b>
Spain	1.48	1.65	1.53	<b>1.78</b>	<b>1.86</b>	<b>2.01</b>

-----Foreign Exchange Rates<sup>1</sup>-----

	History			Consensus Forecasts		
	Month	Year	Months From Now:			
Latest:	Ago:	Ago:	3	6	12	
U.S.	88.916	88.759	94.965	<b>89.4</b>	<b>89.8</b>	<b>89.0</b>
Japan	111.98	113.50	110.51	<b>114.4</b>	<b>114.8</b>	<b>114.8</b>
U.K.	1.3222	1.3179	1.2327	<b>1.33</b>	<b>1.34</b>	<b>1.36</b>
Switzerland	0.9882	0.9844	1.0094	<b>0.98</b>	<b>0.98</b>	<b>0.97</b>
Canada	1.2785	1.2618	1.3518	<b>1.27</b>	<b>1.26</b>	<b>1.25</b>
Australia	0.7563	0.7812	0.7345	<b>0.78</b>	<b>0.78</b>	<b>0.79</b>
Euro	1.1799	1.1770	1.0600	<b>1.18</b>	<b>1.18</b>	<b>1.21</b>

Consensus  
3-Month Rates  
vs. U.S. Rate

	Now	In 12 Mo.
	Japan	-1.49
U.K.	-1.01	<b>-1.33</b>
Switzerland	-2.20	<b>-2.74</b>
Canada	-0.10	<b>-0.34</b>
Australia	0.53	<b>0.01</b>
Eurozone	-1.78	<b>-2.38</b>

Consensus  
10-Year Gov't  
Yields vs. U.S. Yield

	Now	In 12
	Germany	-2.01
Japan	-2.33	<b>-2.73</b>
U.K.	-1.03	<b>-1.09</b>
France	-1.70	<b>-1.62</b>
Italy	-0.59	<b>-0.54</b>
Switzerland	-2.45	<b>-2.56</b>
Canada	-0.46	<b>-0.18</b>
Australia	0.17	<b>0.14</b>
Spain	-0.88	<b>-0.81</b>

**International Commentary** Eurozone real GDP growth grew a healthy 2.5% (saar) in Q3 and was up 2.5% y/y, the best pace since Q1 2011. Real GDP in Germany grew 3.3% (saar) in Q3 and was up 2.8% y/y while France's economy grew 1.9% (saar) and was up 2.2%, also the fastest since 2011. Spain's economy grew 3.2% (saar). Italy's economy grew 2.0% (saar) and was up 1.8%, also the best pace since Q1 2011. The unemployment rate in the Eurozone has fallen to 8.9%, the lowest since February 2009, but varies widely within the currency zone. Headline consumer price inflation in the Eurozone fell back to 1.4% y/y in October and core inflation dropped to 0.9%. The European Central Bank's (ECB) monthly bond purchases will fall to 30 billion euros beginning in January, but its purchase program has been extended until at least September 2018. No interest rate increases are expected from the ECB until 2019.

U.K. real GDP grew 1.6% (saar) in Q3 as consumers pushed spending to the fastest pace in a year. On a y/y basis, it was up 1.5% in Q3. However, growth is expected to slow in Q4 as consumer spending softens in the face of inflation that continues to exceed wage gains, high levels of consumer debt, Brexit worries, and political uncertainty. The release of the latest Q3 growth estimate came a day after the Office for Budget Responsibility (OBR), the independent fiscal watchdog, slashed its forecasts of future productivity and GDP growth. It now predicts real GDP growth next year of 1.4% and 1.3% in both 2019 and 2020. Consumer price inflation remained at 3.0% (y/y) in October, besting growth in average weekly earnings by almost a percentage point. The Bank of England raised interest rates by 25 basis points in November, the first increase in more than a decade. However, the prospect of slower economic growth, coupled with expectations that inflation will slow, has most analysts predicting the BoE will hike rates perhaps just once or twice in 2018.

After growing at a blistering pace of 3.7% clip over the four quarters ending in Q2, annualized real GDP growth in Canada appears to have slowed to about half that rate in Q3. Real GDP contracted 0.1% in August after being unchanged in July. Slower export growth and softer consumer spending appears to have been the biggest culprits behind the slowdown, but a further pullback in residential investment also likely occurred as the housing sector continues to come off its previous boil. The Bank of Canada (BoC) left interest rates unchanged at its October meeting after surprising markets with a second, consecutive 25 basis point rate hike in early September that lifted its overnight policy rate to 1.0%. Moreover, the October policy statement was decidedly more cautious than its September counterpart, citing concerns about NAFTA negotiations, weak exports, and the sensitivity of households to higher interest rates given record levels of debt. Most analysts suspect the BoC will delay until spring another hike in rates.

Real GDP in Japan grew 1.4% (saar) in Q3, marking the seventh consecutive quarter of expansion, the longest streak in 16 years. Growth in Q3 was driven by exports that rose at an annualized rate of 6.0%, coupled with a nice add from inventories. Private consumption actually fell in Q3, contracting 1.8% (saar). Also contracting during the quarter were residential construction and government consumption. Business investment grew 1.0% (saar), about half the pace seen during the first half of the year. Despite solid GDP growth and record low unemployment, inflation remains very low. As a result, the Bank of Japan is widely expected to maintain its very accommodative policy stance throughout the coming year.

At its November meeting, the Reserve Bank of Australia (RBA) left its cash rate unchanged at a record low of 1.5% for a 15<sup>th</sup> consecutive time. While GDP growth has held up reasonably well average hourly earnings are growing at their slowest pace since the 1960s despite near full employment, frustrating RBA policymakers worried about low inflation. Worrysome to many analysts is that home mortgage debt has soared to four times the size of Australia's GDP, much higher than in the U.S. prior to the America's housing crisis. Most analysts think RBA policy is likely to remain on hold well into next year (see pages 10-11 for individual panelists' forecasts).

Forecasts of panel members are on pages 10 and 11. Definitions of variables are as follows: <sup>1</sup>Three month rate on interest-earning money market deposits denominated in selected currencies. <sup>2</sup>Government bonds are yields to maturity. Foreign exchange rate forecasts for U.K., Australia and the Euro are U.S. dollars per currency unit. For the U.S. dollar, forecasts are of the U.S. Federal Reserve Board's Major Currency Index.

# Fourth Quarter 2017

## Interest Rate Forecasts

## Key Assumptions

Blue Chip Financial Forecasts Panel Members	Percent Per Annum -- Average For Quarter															Avg. For ---Qtr--- Fed's Major Currency \$ Index	----(Q-Q % Change)---- -----(SAAR)----			
	Short-Term					Intermediate-Term					Long-Term						A. B. C. D.	Real GDP	Price Index	Cons. Price Index
	1	2	3	4	5	6	7	8	9	10	11	12	13	14	15					
	Federal Funds Rate	Prime Bank Rate	LIBOR Rate 3-Mo.	Com. Paper 1-Mo.	Treas. Bills 3-Mo.	Treas. Bills 6-Mo.	Treas. Bills 1-Yr.	Treas. Notes 2-Yr.	Treas. Notes 5-Yr.	Treas. Notes 10-Yr.	Treas. Bond 30-Yr.	Aaa Corp. Bond	Baa Corp. Bond	State & Local Bonds	Home Mtg. Rate					
Scotiabank Group	1.5 H	4.5 H	na	na	1.3	na	na	1.7	2.1	2.4	2.9	na	na	na	na	na	na	2.8	1.5	2.0
Chase Wealth Management	1.4	4.5 H	1.6 H	1.4 H	1.3 H	1.5 H	1.6 H	1.7	2.1	2.5	3.0	3.9	4.5	3.5	4.1	89.0	89.0	2.5	2.1	2.4
Nomura Securities, Inc.	1.4	4.5 H	1.5	na	na	na	na	1.6	2.1	2.5	3.0	4.0	4.5	na	4.0	na	na	2.7	2.0	3.8
RBC Capital Markets	1.4	na	na	na	na	na	na	1.9 H	2.3 H	2.7 H	3.2	na	na	na	na	na	na	3.4	2.7	2.1
J.P. Morgan Chase	1.4	na	1.4	na	na	na	na	1.6	2.0	2.4	2.9	na	na	na	na	na	na	2.5	2.8	3.9
BNP Paribas Americas	1.4	na	1.4	na	na	na	na	1.6	2.0	2.3 L	na	na	na	na	na	na	na	3.0	na	3.2
Barclays Capital	1.4	4.5 H	na	na	na	na	na	na	na	na	na	na	na	na	na	na	na	2.5	2.9	3.7
Georgia State University	1.3	4.3	na	na	1.2	1.4	1.6 H	1.6	2.0	2.4	3.0	3.9	4.6	na	4.1	na	na	3.5	2.4	2.4
RidgeWorth Investments	1.3	4.3	1.5	1.3	1.2	1.3	1.4	1.7	1.9 L	2.3 L	2.8 L	3.7	4.4	3.4	3.9 L	88.0	88.0	2.5	2.0	1.5 L
Goldman Sachs & Co.	1.3	na	1.5	na	1.2	na	na	1.6	2.1	2.5	2.9	na	na	na	4.1	na	na	2.6	2.2	3.0
Swiss Re	1.3	4.4	1.5	1.3	1.2	1.3	1.4	1.6	2.1	2.5	3.0	3.9	4.7 H	na	4.3 H	na	na	2.7	3.5 H	4.5
AIG	1.2 L	4.3	na	na	1.2	1.3	1.5	1.6	2.1	2.4	4.0 H	na	4.4	na	4.1	na	na	2.6	1.7	2.8
Wells Capital Management	1.2 L	4.3	1.5	1.2 L	1.3 H	1.4	1.6 H	1.7	2.1	2.4	2.9	3.6	4.3 L	3.8 H	4.0	88.9	88.9	2.9	2.4	3.3
GLC Financial Economics	1.2 L	4.3	1.4	1.2 L	1.2	1.3	1.4	1.6	2.0	2.5	3.1	4.0 H	4.6	3.6	4.2	88.1	88.1	2.9	1.7	3.0
Regions Financial Corporation	1.2 L	4.3	1.5	1.3	1.2	1.4	1.5	1.7	2.1	2.4	2.9	3.9	4.6	3.7	4.1	89.1	89.1	3.0	1.8	1.8
Economist Intelligence Unit	1.2 L	4.3	1.3 L	1.2 L	1.2	1.4	1.5	1.7	2.1	2.4	2.9	na	na	na	3.9 L	na	na	2.6	na	2.3
BMO Capital Markets	1.2 L	4.3	1.5	na	1.2	1.4	1.5	1.7	2.1	2.4	2.9	na	na	na	3.9 L	89.4	89.4	2.9	1.7	3.3
Action Economics	1.2 L	4.3	1.5	1.2 L	1.3 H	1.4	1.5	1.8	2.1	2.4	2.9	3.6 L	4.3 L	3.6	3.9 L	88.3	88.3	3.0	2.2	3.8
Cycledata Corp.	1.2 L	4.3	1.4	1.2 L	1.2	1.4	1.6 H	1.7	2.0	2.4	2.8	3.7	4.6	3.4	3.9 L	88.0	88.0	2.9	1.9	2.1
Chmura Economics & Analytics	1.2 L	4.3	1.4	1.2 L	1.2	1.4	1.5	1.6	2.0	2.4	2.9	3.9	na	na	4.0	92.2 H	92.2 H	2.5	2.1	2.1
Natl Assn. of Realtors	1.2 L	4.3	1.4	1.2 L	1.2	1.3	1.5	1.6	2.0	2.4	2.9	3.7	4.4	3.6	4.0	na	na	2.5	1.9	2.2
Naroff Economic Advisors	1.2 L	4.3	1.3 L	1.3	1.2	1.3	1.5	1.6	2.0	2.4	2.9	4.0	4.6	3.4	4.0	89.2	89.2	2.5	2.0	2.2
MacroFin Analytics	1.2 L	4.3	1.4	1.2 L	1.2	1.4	1.4	1.6	2.1	2.4	2.9	3.7	4.3 L	3.6	4.0	89.2	89.2	2.7	1.8	2.4
Societe Generale	1.2 L	4.3	na	na	na	na	na	1.6	2.1	2.4	2.9	na	na	na	na	na	na	2.1 L	2.2	2.9
Wells Fargo	1.2 L	4.3	1.4	1.2 L	1.2	1.3	1.5	1.7	2.1	2.3	2.9	3.6 L	4.3 L	3.5	3.9 L	89.0	89.0	2.4	2.2	3.0
Daiwa Capital Markets America	1.2 L	4.3	1.4	1.2 L	1.2	1.3	1.5	1.7	2.1	2.4	2.9	na	na	na	4.0	89.0	89.0	2.8	2.5	3.2
RDQ Economics	1.2 L	4.3	1.4	1.2 L	1.1 L	1.3	1.5	1.7	2.1	2.4	2.9	3.7	4.3 L	3.5	4.1	89.1	89.1	2.6	2.1	3.5
Amherst Pierpont Securities	1.2 L	4.3	1.4	1.2 L	1.2	1.4	1.5	1.7	2.1	2.4	2.8 L	3.6 L	4.3 L	3.6	4.0	89.1	89.1	3.6 H	2.2	3.7
NatWest Markets	1.2 L	4.3	1.4	1.2 L	1.2	1.3	1.5	1.6	1.9 L	2.3 L	2.8 L	3.7	4.3 L	3.4	3.9 L	90.0	90.0	2.7	2.5	3.9
DePrince & Associates	1.2 L	4.3	1.5	1.2 L	1.2	1.4	1.5	1.7	2.0	2.4	2.9	3.6 L	4.3 L	3.6	4.0	88.0	88.0	2.5	2.1	2.5
Fannie Mae	1.2 L	4.3	na	na	1.2	1.4	1.5	1.6	2.0	2.4	2.8 L	na	na	na	3.9 L	na	na	2.5	1.7	2.8
Moody's Analytics	1.2 L	4.3	1.4	1.2 L	1.1 L	1.2 L	1.5	1.7	2.1	2.5	3.2	3.9	4.7 H	3.3 L	4.1	na	na	2.7	0.9 L	3.0
PNC Financial Services Corp.	1.2 L	4.3	1.5	na	1.2	1.3	1.5	1.7	2.1	2.4	3.0	na	4.4	3.6	4.0	87.2	87.2	3.1	2.1	1.9
Comerica Bank	1.2 L	4.3	1.4	na	1.2	1.3	1.5	1.6	2.0	2.4	2.8 L	na	na	na	4.0	na	na	3.1	1.9	2.4
DS Economics	1.2 L	4.3	1.4	1.3	1.1 L	1.3	1.4	1.6	2.1	2.4	2.9	3.8	4.4	3.3 L	4.1	87.3	87.3	2.5	1.5	2.8
Loomis, Sayles & Company	1.2 L	4.3	1.4	1.2 L	1.1 L	1.2 L	1.3 L	1.3 L	2.0	2.4	2.8 L	3.8	4.5	3.4	4.0	89.4	89.4	2.6	1.5	3.1
The Northern Trust Company	1.2 L	4.3	1.3 L	1.2 L	1.2	1.4	1.5	1.7	2.0	2.4	2.9	3.6 L	4.3 L	3.5	4.0	na	na	2.7	3.2	3.3
High Frequency Economics	1.2 L	4.3	na	na	1.2	1.4	1.6 H	1.9 H	2.2	2.5	3.0	na	na	na	na	na	na	2.5	2.7	2.7
Stone Harbor Investment Partners	1.2 L	4.3	1.3 L	1.3	1.1 L	1.2 L	1.4	1.5	2.0	2.3 L	2.9	3.7	4.3 L	na	4.0	87.0 L	87.0 L	2.7	1.9	2.9
Oxford Economics	1.2 L	4.2 L	1.3 L	na	1.1 L	1.2 L	1.3 L	1.4	2.0	2.4	3.0	na	na	na	4.0	88.5	88.5	2.8	2.9	4.0
S&P Global	1.2 L	4.4	1.5	na	1.1 L	1.2 L	1.4	1.5	1.9 L	2.3 L	2.9	na	na	na	4.0	87.4	87.4	2.8	2.9	5.6 H
Moody's Capital Markets Group	1.2 L	4.3	1.4	1.2 L	1.2	1.4	1.6 H	1.7	2.1	2.4	2.8 L	3.7	4.3 L	3.3 L	4.0	89.1	89.1	2.7	2.1	3.6
MUFG Union Bank	1.2 L	4.3	1.4	1.2 L	1.1 L	1.2 L	1.5	1.6	2.0	2.3 L	2.9	3.7	4.4	3.6	3.9 L	88.0	88.0	2.8	2.0	3.4
<b>December Consensus</b>	<b>1.2</b>	<b>4.3</b>	<b>1.4</b>	<b>1.2</b>	<b>1.2</b>	<b>1.3</b>	<b>1.5</b>	<b>1.6</b>	<b>2.0</b>	<b>2.4</b>	<b>2.9</b>	<b>3.8</b>	<b>4.4</b>	<b>3.5</b>	<b>4.0</b>	<b>88.7</b>	<b>88.7</b>	<b>2.7</b>	<b>2.2</b>	<b>3.0</b>
Top 10 Avg.	1.4	4.4	1.5	1.3	1.3	1.4	1.6	1.7	2.1	2.5	3.1	3.9	4.6	3.6	4.1	89.6	89.6	3.2	2.9	4.1
Bottom 10 Avg.	1.2	4.3	1.3	1.2	1.1	1.2	1.4	1.5	2.0	2.3	2.8	3.6	4.3	3.4	3.9	87.7	87.7	2.5	1.6	2.0
November Consensus	1.2	4.3	1.4	1.2	1.2	1.3	1.4	1.6	2.0	2.4	3.0	3.8	4.5	3.5	4.0	88.4	88.4	2.7	2.0	2.6
<b>Number of Forecasts Changed From A Month Ago:</b>																				
Down	5	6	9	10	5	6	3	5	5	16	24	16	17	13	19	10	10	10	10	5
Same	28	27	13	8	11	6	8	9	9	15	9	5	6	6	10	4	12	11	11	11
Up	10	6	13	8	21	23	24	28	28	11	8	5	4	4	7	11	21	20	20	26
Diffusion Index	56 %	50 %	56 %	46 %	72 %	74 %	80 %	77 %	77 %	44 %	30 %	29 %	26 %	30 %	33 %	52 %	63 %	62 %	62 %	75 %

# First Quarter 2018

## Interest Rate Forecasts

## Key Assumptions

Blue Chip Financial Forecasts Panel Members	-----Percent Per Annum -- Average For Quarter-----															Avg. For ---Qtr--- A. Fed's Major Currency \$ Index	----- (Q-Q % Change) -----			
	-----Short-Term-----					-----Intermediate-Term-----					-----Long-Term-----						B. Real GDP	C. GDP Price Index	D. Cons. Price Index	
	1	2	3	4	5	6	7	8	9	10	11	12	13	14	15					
	Federal Funds Rate	Prime Bank Rate	LIBOR Rate 3-Mo.	Com. Paper 1-Mo.	Treas. Bills 3-Mo.	Treas. Bills 6-Mo.	Treas. Bills 1-Yr.	Treas. Notes 2-Yr.	Treas. Notes 5-Yr.	Treas. Notes 10-Yr.	Treas. Bonds 30-Yr.	Aaa Corp. Bond	Baa Corp. Bond	State & Local Bonds	Home Mtg. Rate					
Nomura Securities, Inc.	1.7 H	4.8 H	1.7	na	na	na	na	1.7	2.2	2.6	3.1	4.1	4.6	na	4.2	na	2.3	2.0	2.3	
RBC Capital Markets	1.6	na	na	na	na	na	na	2.1 H	2.5	2.9 H	3.3	na	na	na	na	na	2.1	1.4 L	1.8	
J.P. Morgan Chase	1.6	na	1.7	na	na	na	na	1.8	2.2	2.5	2.9	na	na	na	na	na	2.0	2.2	2.5	
BNP Paribas Americas	1.6	na	1.5	na	na	na	na	1.6	2.0 L	2.3 L	na	na	na	na	na	na	2.0	na	1.6	
Scotiabank Group	1.5	4.5	na	na	1.4	na	na	1.8	2.2	2.5	3.0	na	na	na	na	na	2.3	1.8	1.9	
Daiwa Capital Markets America	1.5	4.7	1.7	1.5 H	1.5 H	1.6	1.8	1.9	2.3	2.5	2.9	na	na	na	4.1	89.0	2.6	2.0	2.1	
Goldman Sachs & Co.	1.5	na	1.8 H	na	1.4	na	na	1.9	2.4	2.7	3.1	na	na	na	4.2	na	2.3	2.3	2.8	
NatWest Markets	1.5	4.6	1.8 H	1.5 H	1.5 H	1.7 H	1.9 H	1.9	2.2	2.4	2.9	3.7 L	4.3 L	3.5	4.1	91.0	2.5	2.1	2.7	
Action Economics	1.5	4.6	1.6	1.5 H	1.5 H	1.6	1.8	1.9	2.3	2.6	3.1	3.8	4.5	3.7	4.0 L	88.8	2.7	1.9	2.7	
Amherst Pierpont Securities	1.5	4.6	1.7	1.5 H	1.5 H	1.6	1.8	1.9	2.3	2.7	3.1	3.9	4.6	3.8	4.3	90.3	2.9	2.4	2.7	
Economist Intelligence Unit	1.5	4.5	1.5	1.4	1.4	1.6	1.8	1.9	2.3	2.6	3.1	na	na	na	4.1	na	2.0	na	2.2	
DePrince & Assoc.	1.4 L	4.4 L	1.8 H	1.5 H	1.5 H	1.6	1.8	1.9	2.3	2.6	3.0	4.0	4.8	3.8	4.2	89.2	2.5	1.8	1.8	
MacroFin Analytics	1.4 L	4.6	1.6	1.5 H	1.5 H	1.6	1.7	1.9	2.4	2.6	3.1	3.9	4.6	3.9	4.2	89.5	1.9	2.0	1.9	
Regions Financial Corporation	1.4 L	4.4 L	1.6	1.4	1.4	1.5	1.7	1.9	2.3	2.6	3.1	4.1	4.7	3.8	4.2	89.3	1.8	1.9	2.2	
Chase Wealth Management	1.4 L	4.5	1.6	1.5 H	1.4	1.5	1.6	1.7	2.1	2.5	3.1	4.0	4.5	3.5	4.1	88.8	2.0	2.0	2.1	
Oxford Economics	1.4 L	4.5	1.7	na	1.4	1.5	1.5	1.7	2.2	2.6	3.1	na	na	na	4.1	88.5	2.8	1.4 L	1.4	
High Frequency Economics	1.4 L	4.5	na	na	1.5 H	1.6	1.8	2.1 H	2.4	2.7	3.3	na	na	na	na	na	2.3	1.9	1.9	
Naroff Economic Advisors	1.4 L	4.5	1.5	1.5 H	1.4	1.5	1.7	1.9	2.3	2.7	3.3	4.3	4.9	3.7	4.3	88.5	2.7	2.3	2.4	
GLC Financial Economics	1.4 L	4.5	1.6	1.4	1.3	1.4	1.5	1.7	2.2	2.7	3.2	4.2	4.8	3.8	4.5 H	88.3	3.4 H	1.6	2.4	
AIG	1.4 L	4.5	na	na	1.3	1.5	1.7	1.8	2.2	2.6	3.1	na	4.5	na	4.2	na	2.4	1.6	1.8	
Moody's Analytics	1.4 L	4.5	1.6	1.4	1.2 L	1.4	1.7	2.0	2.5 H	2.9 H	3.7 H	4.4 H	5.4 H	3.6	4.5 H	na	2.9	2.9	2.0	
Chmura Economics & Analytics	1.4 L	4.5	1.6	1.4	1.4	1.5	1.7	1.8	2.3	2.7	3.1	4.2	na	na	4.2	93.1 H	3.3	1.7	2.1	
RidgeWorth Investments	1.4 L	4.5	1.6	1.4	1.3	1.4	1.5	1.9	2.1	2.5	2.9	3.9	4.6	3.7	4.1	90.0	2.0	2.0	1.6	
DS Economics	1.4 L	4.5	1.4 L	1.3 L	1.3	1.5	1.7	1.9	2.3	2.6	3.1	3.8	4.5	3.4	4.2	88.4	1.8	1.7	1.8	
Societe Generale	1.4 L	4.5	na	na	na	na	na	1.8	2.2	2.6	3.0	na	na	na	na	na	2.2	2.2	1.9	
Wells Fargo	1.4 L	4.5	1.6	1.4	1.3	1.4	1.6	1.8	2.3	2.5	3.0	3.8	4.5	3.5	4.0 L	87.8	2.2	1.8	2.1	
Cycledata Corp.	1.4 L	4.5	1.6	1.4	1.3	1.5	1.7	1.8	2.2	2.5	3.0	4.0	4.8	3.7	4.2	88.0	2.5	2.0	2.1	
RDQ Economics	1.4 L	4.5	1.7	1.5 H	1.3	1.6	1.7	1.8	2.3	2.8	3.3	4.1	4.7	4.0	4.5	88.1	2.4	2.2	2.2	
Natl Assn. of Realtors	1.4 L	4.5	1.6	1.4	1.4	1.5	1.6	1.8	2.2	2.6	3.1	3.9	4.6	3.8	4.2	na	2.6	2.0	2.5	
MUFG Union Bank	1.4 L	4.5	1.6	1.5 H	1.4	1.5	1.8	1.8	2.3	2.7	3.2	4.0	4.6	3.9	4.4	86.0 L	2.9	1.8	3.1	
Loomis, Sayles & Company	1.4 L	4.5	1.6	1.4	1.3	1.4	1.6	1.7	2.0 L	2.4	2.9	3.7 L	4.5	3.4	4.0 L	90.1	2.4	1.8	1.9	
S&P Global	1.4 L	4.7	1.8	na	1.2 L	1.3 L	1.4 L	1.7	2.1	2.5	3.1	na	na	na	4.1	88.6	2.2	1.4 L	1.5	
Fannie Mae	1.4 L	4.5	na	na	1.5 H	1.6	1.7	1.8	2.1	2.4	2.8 L	na	na	na	4.0 L	na	2.0	1.6	1.8	
The Northern Trust Company	1.4 L	4.5	1.5	1.4	1.4	1.5	1.7	1.9	2.2	2.6	3.2	3.9	4.6	3.8	4.2	na	2.1	1.8	1.9	
Wells Capital Management	1.4 L	4.5	1.6	1.4	1.5 H	1.7 H	1.9	2.0	2.4	2.7	3.2	4.0	4.7	4.1 H	4.3	89.0	2.8	1.9	2.3	
Georgia State University	1.4 L	4.4 L	na	na	1.3	1.5	1.6	1.7	2.0 L	2.6	3.3	4.1	4.8	na	4.3	na	2.3	2.6	2.3	
PNC Financial Services Corp.	1.4 L	4.5	1.7	na	1.4	1.6	1.6	1.8	2.2	2.6	3.2	na	4.7	3.6	4.1	87.4	2.4	2.1	2.4	
Comerica Bank	1.4 L	4.5	1.6	na	1.4	1.5	1.6	1.8	2.2	2.6	3.0	na	na	na	4.2	na	2.9	2.1	2.4	
BMO Capital Markets	1.4 L	4.5	1.6	na	1.3	1.5	1.7	1.9	2.2	2.5	2.9	na	na	na	4.0 L	90.4	1.9	2.4	2.8	
Swiss Re	1.4 L	4.5	1.6	1.5 H	1.4	1.5	1.6	1.8	2.3	2.7	3.2	4.3	5.1	na	4.5 H	na	1.7 L	3.8 H	3.8 H	
Moody's Capital Markets Group	1.4 L	4.5	1.5	1.3 L	1.5 H	1.6	1.7	1.8	2.2	2.4	2.8 L	3.7 L	4.3 L	3.3 L	4.1	89.6	3.0	1.9	0.9 L	
Barclays Capital	1.4 L	4.5	1.7	na	na	na	na	1.9	2.1	2.4	2.9	na	na	na	na	na	2.0	2.2	2.3	
Stone Harbor Investment Partners	1.4 L	4.5	1.5	1.5 H	1.3	1.4	1.5	1.6 L	2.2	2.5	3.0	3.9	4.5	na	4.3	88.0	2.8	1.7	2.2	
<b>December Consensus</b>	<b>1.4</b>	<b>4.5</b>	<b>1.6</b>	<b>1.4</b>	<b>1.4</b>	<b>1.5</b>	<b>1.7</b>	<b>1.8</b>	<b>2.2</b>	<b>2.6</b>	<b>3.1</b>	<b>4.0</b>	<b>4.6</b>	<b>3.7</b>	<b>4.2</b>	<b>89.0</b>	<b>2.4</b>	<b>2.0</b>	<b>2.2</b>	
Top 10 Avg.	1.5	4.6	1.7	1.5	1.5	1.6	1.8	2.0	2.4	2.7	3.3	4.2	4.9	3.9	4.4	90.2	3.0	2.5	2.8	
Bottom 10 Avg.	1.4	4.5	1.5	1.4	1.3	1.4	1.5	1.7	2.1	2.4	2.9	3.8	4.5	3.5	4.0	87.9	1.9	1.6	1.6	
November Consensus	1.4	4.5	1.6	1.4	1.3	1.5	1.6	1.8	2.2	2.6	3.1	4.0	4.7	3.7	4.2	88.8	2.4	1.9	2.0	
Number of Forecasts Changed From A Month Ago:																				
Down	2	4	6	6	1	2	3	3	6	12	22	14	17	15	15	8	11	4	6	
Same	35	32	19	15	21	14	15	17	16	20	13	9	6	4	13	5	19	17	22	
Up	6	3	11	5	15	19	17	23	21	11	7	3	4	3	8	12	13	20	15	
Diffusion Index	55 %	49 %	57 %	48 %	69 %	74 %	70 %	73 %	67 %	49 %	32 %	29 %	26 %	23 %	40 %	58 %	52 %	70 %	60 %	

# Second Quarter 2018

## Interest Rate Forecasts

## Key Assumptions

Blue Chip Financial Forecasts Panel Members	-----Percent Per Annum----- Average For Quarter-----															Avg. For ---Qtr.---	------(Q-Q % Change)-----			
	-----Short-Term-----					-----Intermediate-Term-----					-----Long-Term-----						A. Fed's Major Currency \$ Index	B. Real GDP	C. GDP Price Index	D. Cons. Price Index
	1	2	3	4	5	6	7	8	9	10	11	12	13	14	15					
	Federal Funds Rate	Prime Bank Rate	LIBOR Rate 3-Mo.	Com. Paper 1-Mo.	Treas. Bills 3-Mo.	Treas. Bills 6-Mo.	Treas. Bills 1-Yr.	Treas. Notes 2-Yr.	Treas. Notes 5-Yr.	Treas. Notes 10-Yr.	Treas. Bonds 30-Yr.	Aaa Corp.	Baa Corp.	State & Local Bonds	Home Mtg. Rate					
RBC Capital Markets	1.9 H	na	na	na	na	na	na	2.4 H	2.7	3.0	3.5	na	na	na	na	na	na	3.0	1.6	2.1
J.P. Morgan Chase	1.9 H	na	1.9	na	na	na	na	2.0	2.3	2.5	2.9	na	na	na	na	na	na	2.0	2.1	2.2
BNP Paribas Americas	1.9	na	1.7	na	na	na	na	1.7 L	2.1 L	2.5	na	na	na	na	na	na	na	4.0	na	1.3
Goldman Sachs & Co.	1.8	na	2.1 H	na	1.7	na	na	2.1	2.5	2.8	3.1	na	na	na	na	4.3	na	2.8	1.8	1.9
Scotiabank Group	1.8	4.8	na	na	1.6	na	na	1.9	2.2	2.6	3.0	na	na	na	na	na	na	2.0	1.8	2.2
Daiwa Capital Markets America	1.8	4.9 H	2.0	1.8 H	1.7	1.9	2.0	2.1	2.5	2.7	3.1	na	na	na	4.3	89.0	2.6	2.2	2.2	
NatWest Markets	1.7	4.8	2.1 H	1.8 H	1.8 H	2.0 H	2.2 H	2.1	2.4	2.6	3.1	3.9	4.5	3.7	4.4	92.0	2.7	1.4	0.5 L	
Regions Financial Corporation	1.7	4.7	1.9	1.6	1.6	1.7	1.9	2.1	2.4	2.7	3.3	3.4 L	4.9	4.0	4.4	89.6	2.2	2.0	1.9	
MacroFin Analytics	1.7	4.8	1.9	1.7	1.7	1.9	2.0	2.2	2.6	2.9	3.4	4.2	4.9	4.2	4.5	90.0	2.0	2.2	2.0	
Moody's Analytics	1.7	4.8	1.9	1.7	1.5	1.6	2.0	2.3	2.8 H	3.2 H	4.0 H	4.8 H	5.7 H	3.8	4.7	na	3.3	2.6	2.1	
Action Economics	1.7	4.8	1.8	1.7	1.8 H	1.8	1.9	2.1	2.4	2.7	3.2	3.9	4.5	3.8	4.2	89.0	2.8	2.7 H	2.2	
RDQ Economics	1.7	4.8	2.0	1.8 H	1.6	1.9	2.1	2.2	2.7	3.1	3.6	4.5	5.1	4.3	4.8 H	89.1	2.1	2.2	2.3	
Natl Assn. of Realtors	1.7	4.7	1.9	1.7	1.6	1.7	1.8	2.0	2.4	2.8	3.4	4.3	5.0	4.1	4.4	na	3.0	2.1	2.5	
Amherst Pierpont Securities	1.7	4.8	1.9	1.7	1.7	1.9	2.1	2.2	2.6	2.9	3.4	4.1	4.9	4.1	4.5	91.5	3.1	2.3	2.7 H	
Societe Generale	1.7	4.8	na	na	na	na	na	2.0	2.2	2.6	3.1	na	na	na	na	na	1.9 L	1.7	0.5 L	
DS Economics	1.7	4.8	1.5 L	1.4 L	1.5	1.8	2.0	2.1	2.5	2.8	3.3	3.9	4.7	3.6	4.3	89.3	2.1	1.7	1.3	
DePrince & Assoc.	1.7	4.7	2.0	1.8	1.7	1.8	2.0	2.2	2.5	2.8	3.1	4.4	5.3	4.2	4.5	89.6	2.6	2.0	2.2	
Oxford Economics	1.7	4.8	1.9	na	1.6	1.7	1.8	1.9	2.3	2.6	3.2	na	na	na	4.1	88.5	2.2	1.5	1.5	
High Frequency Economics	1.7	4.8	na	na	1.7	1.9	2.1	2.2	2.5	2.8	3.4	na	na	na	na	na	2.8	2.0	2.0	
Nomura Securities, Inc.	1.7	4.8	1.7	na	na	na	na	1.9	2.3	2.7	3.2	4.2	4.7	na	4.3	na	2.5	1.9	1.1	
Chmura Economics & Analytics	1.7	4.8	1.9	1.7	1.6	1.8	1.9	2.0	2.5	2.9	3.4	4.5	na	na	4.5	92.5 H	3.2	1.8	2.1	
Economist Intelligence Unit	1.7	4.7	1.7	1.7	1.6	1.8	2.0	2.1	2.5	2.8	3.3	na	na	na	4.3	na	2.8	na	2.2	
Chase Wealth Management	1.7	4.8	1.8	1.7	1.6	1.7	1.9	1.9	2.3	2.7	3.3	4.2	4.7	3.8	4.3	88.5	2.2	2.0	2.1	
Naroff Economic Advisors	1.7	4.8	1.7	1.8 H	1.8 H	1.9	2.0	2.2	2.5	3.0	3.6	4.5	5.2	4.0	4.5	86.3	3.2	2.6	2.7	
Barclays	1.6	4.8	1.8	na	na	na	na	2.0	2.2	2.5	2.9	na	na	na	na	na	2.0	1.8	1.6	
Stone Harbor Investment Partners	1.6	4.8	1.8	1.6	1.5	1.6	1.7	1.8	2.3	2.7	3.2	4.1	4.7	na	4.5	86.0	2.5	2.2	2.3	
Cycledata Corp.	1.6	4.7	1.8	1.6	1.5	1.7	1.8	2.0	2.4	2.8	3.3	4.3	5.1	4.0	4.5	88.0	2.5	2.1	2.2	
MJFG Union Bank	1.6	4.8	1.9	1.7	1.6	1.7	2.1	2.0	2.4	2.8	3.4	4.2	4.8	4.0	4.5	85.0 L	3.0	2.5	2.6	
Swiss Re	1.5	4.6	1.8	1.6	1.5	1.6	1.7	1.9	2.4	2.8	3.5	4.5	5.3	na	4.7	na	2.0	-0.3 L	0.7	
AIG	1.5	4.6	na	na	1.4	1.7	1.9	2.1	2.5	2.7	3.3	na	4.7	na	4.3	na	2.1	1.8	1.3	
RidgeWorth Investments	1.5	4.6	1.7	1.5	1.4	1.5	1.6	2.0	2.1 L	2.5	3.1	3.9	4.6	3.8	4.2	91.0	2.4	2.1	1.8	
S&P Global	1.5	4.9	2.0	na	1.4	1.5	1.7	1.8	2.1 L	2.5	3.1	na	na	na	4.2	90.1	2.3	1.7	1.2	
BMO Capital Markets	1.5	4.6	1.8	na	1.4	1.6	1.9	2.1	2.3	2.5	3.0	na	na	na	4.1	90.9	2.2	2.0	2.1	
Wells Capital Management	1.5	4.6	1.7	1.6	1.7	1.8	2.1	2.1	2.7	3.2 H	3.9	4.7	5.4	4.9 H	4.8	89.4	2.4	2.0	2.2	
The Northern Trust Company	1.4 L	4.6	1.7	1.4 L	1.5	1.6	1.7	2.0	2.4	2.9	3.6	4.3	5.1	4.2	4.5	na	2.1	1.8	1.9	
Fannie Mae	1.4 L	4.5	na	na	1.7	1.7	1.8	1.8	2.2	2.4 L	2.8 L	na	na	na	4.0 L	na	2.1	1.8	1.3	
Loomis, Sayles & Company	1.4 L	4.5	1.7	1.4 L	1.4	1.5	1.7	1.9	2.1 L	2.4 L	3.0	3.8	4.5	3.4	4.0 L	90.1	2.2	1.7	1.9	
Comerica Bank	1.4 L	4.5	1.7	na	1.3 L	1.5	1.6	1.8	2.2	2.7	3.1	na	na	na	4.3	na	2.9	2.0	2.0	
PNC Financial Services Corp.	1.4 L	4.5	1.8	na	1.5	1.7	1.7	1.9	2.2	2.7	3.3	na	4.7	3.6	4.2	87.7	2.6	2.1	2.1	
Moody's Capital Markets Group	1.4 L	4.5	1.7	1.4 L	1.5	1.6	1.8	1.9	2.2	2.5	2.8	3.6	4.4 L	3.3 L	4.1	89.8	4.4 H	1.8	1.3	
GLC Financial Economics	1.4 L	4.5	1.6	1.4 L	1.3 L	1.4 L	1.5 L	1.7 L	2.2	2.8	3.3	4.4	5.1	4.0	4.7	88.0	3.0	2.2	2.4	
Wells Fargo	1.4 L	4.5	1.7	1.5	1.4	1.5	1.7	1.9	2.4	2.6	3.1	3.9	4.6	3.6	4.1	86.5	2.6	1.8	2.1	
Georgia State University	1.4 L	4.4 L	na	na	1.4	1.6	1.8	1.9	2.2	2.8	3.5	4.4	5.1	na	4.5	na	2.0	2.6	2.2	
<b>December Consensus</b>	<b>1.6</b>	<b>4.7</b>	<b>1.8</b>	<b>1.6</b>	<b>1.6</b>	<b>1.7</b>	<b>1.9</b>	<b>2.0</b>	<b>2.4</b>	<b>2.7</b>	<b>3.3</b>	<b>4.2</b>	<b>4.9</b>	<b>3.9</b>	<b>4.4</b>	<b>89.1</b>	<b>2.6</b>	<b>1.9</b>	<b>1.9</b>	
Top 10 Avg.	1.8	4.8	2.0	1.7	1.7	1.9	2.1	2.2	2.6	3.0	3.6	4.5	5.2	4.2	4.6	90.8	3.3	2.4	2.4	
Bottom 10 Avg.	1.4	4.5	1.6	1.5	1.4	1.5	1.7	1.8	2.2	2.5	3.0	3.9	4.6	3.6	4.1	87.4	2.0	1.5	1.1	
November Consensus	1.6	4.7	1.8	1.6	1.5	1.7	1.8	1.9	2.3	2.7	3.3	4.2	4.9	3.9	4.4	89.0	2.5	2.0	2.0	
Number of Forecasts Changed From A Month Ago:																				
Down	3	3	6	7	4	3	4	3	4	7	18	10	12	11	15	9	10	11	18	
Same	35	33	21	15	22	18	17	20	20	26	17	9	9	7	14	6	16	20	19	
Up	5	3	9	4	11	14	14	20	19	10	7	7	5	4	7	10	17	10	6	
Diffusion Index	52 %	50 %	54 %	44 %	59 %	66 %	64 %	70 %	67 %	53 %	37 %	44 %	37 %	34 %	39 %	52 %	58 %	49 %	36 %	

# Third Quarter 2018

## Interest Rate Forecasts

## Key Assumptions

Blue Chip Financial Forecasts Panel Members	-----Percent Per Annum-- Average For Quarter-----															Avg. For ---Qtr--- A. Fed's Major Currency \$ Index	------(Q-Q % Change)----- ------(SAAR)-----			
	-----Short-Term-----					-----Intermediate-Term-----					-----Long-Term-----						B. Real GDP	C. GDP Price Index	D. Cons. Price Index	
	1	2	3	4	5	6	7	8	9	10	11	12	13	14	15					
	Federal Funds Rate	Prime Bank Rate	LIBOR Rate 3-Mo.	Com. Paper 1-Mo.	Treas. Bills 3-Mo.	Treas. Bills 6-Mo.	Treas. Bills 1-Yr.	Treas. Notes 2-Yr.	Treas. Notes 5-Yr.	Treas. Notes 10-Yr.	Treas. Bond 30-Yr.	Aaa Corp. Bond	Baa Corp. Bond	State & Local Bonds	Home Mtg. Rate					
J.P. Morgan Chase	2.1 H	na	2.2	na	na	na	na	2.2	2.4	2.6	2.9	na	na	na	na	na	na	1.8	2.1	2.2
RBC Capital Markets	2.1 H	na	na	na	na	na	na	2.6 H	2.9	3.2	3.6	na	na	na	na	na	na	2.8	2.4	2.2
BNP Paribas Americas	2.1 H	na	1.8	na	na	na	na	1.8 L	2.2 L	2.6	na	na	na	na	na	na	na	3.3	na	2.4
Goldman Sachs	2.0	na	2.3	na	1.9	na	na	2.4	2.7	2.9	3.2	na	na	na	na	4.4	na	2.3	1.9	2.0
Daiwa Capital Markets America	2.0	5.2 H	2.2	2.0	2.0	2.1	2.3	2.3	2.7	2.9	3.2	na	na	na	na	4.5	90.0	2.4	2.3	2.3
NatWest Markets	2.0	5.1	2.5 H	2.0	2.1 H	2.3 H	2.5 H	2.4	2.5	2.7	3.3	4.0	4.6	3.8	4.5	na	93.0 H	2.8	2.0	1.8
Moody's Analytics	2.0	5.1	2.1	2.0	1.8	1.9	2.3	2.6 H	3.1 H	3.4 H	4.2 H	5.0 H	5.9 H	4.0	4.9	na	na	2.5	2.8	2.6
Action Economics	2.0	5.1	2.1	2.0	2.0	2.0	2.1	2.2	2.5	2.8	3.2	4.0	4.7	3.9	4.3	na	88.9	2.7	2.4	2.4
MacroFin Analytics	1.9	5.1	2.1	2.0	1.9	2.1	2.2	2.4	2.9	3.1	3.6	4.4	5.1	4.4 H	4.7	na	90.5	2.2	2.2	2.3
Amherst Pierpont Securities	1.9	5.1	2.2	2.0	2.0	2.1	2.3	2.4	2.8	3.2	3.7	4.3	5.1	4.4 H	4.8	na	92.5	3.0	2.4	2.9
Regions Financial Corporation	1.9	4.9	2.0	1.9	1.8	1.9	2.1	2.2	2.6	2.9	3.5	4.5	5.2	4.2	4.6	na	89.4	2.5	2.1	2.1
High Frequency Economics	1.9	5.0	na	na	2.0	2.1	2.3	2.3	2.6	2.9	3.5	na	na	na	na	na	na	2.4	2.6	2.6
Chmura Economics & Analytics	1.9	5.0	2.2	1.9	1.8	2.0	2.1	2.2	2.7	3.1	3.7	4.7	na	na	4.7	na	91.6	3.3 H	1.9	1.9
Nomura Securities, Inc.	1.9	5.0	2.0	na	na	na	na	1.9	2.3	2.8	3.3	4.3	4.8	na	4.5	na	na	2.2	2.1	2.3
DePrince & Associates	1.9	4.9	2.2	2.0	1.9	2.0	2.2	2.4	2.7	3.0	3.3	4.7	5.7	4.4 H	4.7	na	90.0	2.7	2.0	2.2
Nat'l Assn. of Realtors	1.9	4.9	2.1	1.9	1.7	1.8	2.0	2.2	2.6	3.1	3.5	4.4	5.1	4.2	4.5	na	na	2.6	2.1	2.4
RDQ Economics	1.9	5.0	2.3	2.0	2.0	2.3 H	2.4	2.5	2.9	3.3	3.7	4.7	5.4	4.4 H	5.0	na	90.0	2.0	2.3	2.4
DS Economics	1.9	5.0	1.5 L	1.4 L	1.7	2.1	2.2	2.3	2.6	2.9	3.5	4.1	4.9	3.8	4.5	na	88.8	2.0	2.0	1.8
Oxford Economics	1.9	5.0	2.1	na	1.9	1.9	2.0	2.1	2.4	2.7	3.3	na	na	na	4.2	na	88.5	2.1	1.4 L	1.6
Naroff Economic Advisors	1.9	5.0	1.9	2.1 H	2.0	2.1	2.2	2.5	2.8	3.1	3.6	4.7	5.3	4.3	4.9	na	85.0	2.1	2.4	2.6
Societe Generale	1.9	5.0	na	na	na	na	na	2.2	2.4	2.8	3.2	na	na	na	na	na	na	2.0	1.9	1.3
MJFG Union Bank	1.9	5.0	2.1	1.9	1.9	2.0	2.3	2.2	2.6	3.0	3.6	4.3	5.1	4.1	4.6	na	85.0	3.1	2.1	2.7
Scotiabank Group	1.8	4.8	na	na	1.7	na	na	2.0	2.3	2.7	3.1	na	na	na	na	na	na	2.0	1.8	2.2
Swiss Re	1.8	4.9	2.0	1.8	1.8	1.9	2.0	2.2	2.6	3.0	3.7	4.6	5.6	na	4.8	na	na	1.9	1.5	2.5
Wells Capital Management	1.7	4.8	2.0	1.8	1.9	2.1	2.3	2.4	2.7	2.9	3.4	4.2	5.0	4.2	4.5	na	89.7	2.3	1.8	1.9
BMO Capital Markets	1.7	4.8	2.0	na	1.7	1.8	2.1	2.3	2.5	2.7	3.1	na	na	na	4.2	na	90.3	2.1	2.1	2.2
Wells Fargo	1.7	4.7	1.9	1.7	1.5 L	1.6 L	1.8	2.0	2.4	2.6	3.2	3.9	4.7	3.7	4.1 L	na	85.0	2.6	1.8	2.3
Economist Intelligence Unit	1.7	4.7	1.8	1.7	1.7	1.8	2.1	2.2	2.5	2.9	3.4	na	na	na	4.3	na	na	2.2	na	2.3
The Northern Trust Company	1.7	4.8	1.7	1.7	1.7	1.8	1.9	2.2	2.6	3.0	3.8	4.5	5.4	4.3	4.6	na	na	2.1	1.8	1.9
Georgia State University	1.7	4.7	na	na	1.6	1.8	2.1	2.2	2.4	3.0	3.6	4.5	5.3	na	4.7	na	na	2.2	2.2	2.0
Chase Wealth Management	1.7	4.8	1.9	1.7	1.6	1.8	1.9	2.0	2.4	2.7	3.3	4.2	4.8	3.8	4.3	na	88.2	2.2	2.2	2.2
AIG	1.7	4.7	na	na	1.5 L	1.9	2.1	2.3	2.6	2.9	3.5	na	4.9	na	4.4	na	na	2.0	1.7	1.9
RidgeWorth Investments	1.7	4.8	1.9	1.7	1.6	1.7	1.8	2.1	2.3	2.7	3.3	4.1	4.8	4.1	4.4	na	92.0	2.4	2.2	2.0
PNC Financial Services Corp.	1.7	4.8	2.0	na	1.7	1.8	1.9	2.0	2.3	2.8	3.4	na	4.8	3.6	4.3	na	87.7	2.3	2.1	2.3
S&P Global	1.6 L	5.0	2.1	na	1.6	1.7	1.8	2.0	2.3	2.6	3.2	na	na	na	4.2	na	90.3	2.5	1.5	1.1 L
Fannie Mae	1.6 L	4.8	na	na	1.8	1.8	1.8	1.9	2.2 L	2.4 L	2.8 L	na	na	na	4.1 L	na	na	2.0	2.1	1.9
Loomis, Sayles & Company	1.6 L	4.7	1.9	1.6	1.6	1.7	1.9	2.0	2.3	2.5	3.0	3.9	4.6	3.5	4.1 L	na	90.1	2.2	2.0	2.0
Comerica Bank	1.6 L	4.7	1.9	na	1.5 L	1.6	1.8	2.0	2.5	2.9	3.4	na	na	na	4.6	na	na	2.6	2.0	2.0
Moody's Capital Markets Group	1.6 L	4.8	1.9	1.6	1.7	1.8	1.9	1.9	2.3	2.5	2.8 L	3.7 L	4.4 L	3.2 L	4.2	na	90.0	0.0 L	1.8	1.9
Barclays	1.6 L	4.8	1.9	na	na	na	na	2.1	2.3	2.5	2.9	na	na	na	na	na	na	2.0	2.0	1.9
GLC Financial Economics	1.6 L	4.6 L	1.9	1.7	1.6	1.6 L	1.7 L	1.9	2.5	3.2	3.7	5.0	5.7	4.4	5.3 H	na	88.2	2.4	3.1 H	3.3 H
Stone Harbor Investment Partners	1.6 L	4.8	1.7	1.7	1.6	1.7	1.7	1.8 L	2.4	2.7	3.2	4.1	4.7	na	4.5	na	84.0 L	2.4	2.1	2.0
Cycledata Corp.	1.6 L	4.7	1.8	1.6	1.5 L	1.7	1.8	2.0	2.4	2.8	3.3	4.3	5.1	4.0	4.5	na	88.0	2.4	2.2	2.3
<b>December Consensus</b>	<b>1.8</b>	<b>4.9</b>	<b>2.0</b>	<b>1.8</b>	<b>1.7</b>	<b>1.9</b>	<b>2.0</b>	<b>2.2</b>	<b>2.5</b>	<b>2.8</b>	<b>3.4</b>	<b>4.3</b>	<b>5.1</b>	<b>4.0</b>	<b>4.5</b>	<b>89.1</b>	<b>2.3</b>	<b>2.1</b>	<b>2.2</b>	
Top 10 Avg.	2.0	5.1	2.2	2.0	2.0	2.1	2.3	2.4	2.8	3.2	3.7	4.7	5.5	4.3	4.9	91.0	2.9	2.5	2.6	
Bottom 10 Avg.	1.6	4.7	1.8	1.6	1.5	1.7	1.8	1.9	2.3	2.6	3.0	4.0	4.7	3.7	4.2	86.8	1.8	1.7	1.7	
November Consensus	1.8	4.9	2.0	1.8	1.7	1.9	2.0	2.1	2.5	2.8	3.4	4.4	5.1	4.1	4.5	89.0	2.4	2.1	2.2	
Number of Forecasts Changed From A Month Ago:																				
Down	3	2	6	6	4	6	7	5	8	10	16	13	15	12	15	5	9	8	11	
Same	33	33	22	15	19	16	13	20	20	23	20	9	7	6	15	10	22	22	25	
Up	7	4	8	4	14	13	15	18	15	10	6	3	4	4	6	11	12	11	7	
Diffusion Index	55 %	53 %	53 %	46 %	64 %	60 %	61 %	65 %	58 %	50 %	38 %	30 %	29 %	32 %	38 %	62 %	53 %	54 %	45 %	



# Fourth Quarter 2018

## Interest Rate Forecasts

## Key Assumptions

Blue Chip Financial Forecasts Panel Members	-----Percent Per Annum -- Average For Quarter-----															Avg. For ---Qtr--- A. Fed's Major Currency \$ Index	------(Q-Q % Change)-----		
	Short-Term					Intermediate-Term					Long-Term						B. Real GDP	C. Price Index	D. Price Index
	1	2	3	4	5	6	7	8	9	10	11	12	13	14	15				
	Federal Funds Rate	Prime Bank Rate	LIBOR Rate 3-Mo.	Com. Paper 1-Mo.	Treas. Bills 3-Mo.	Treas. Bills 6-Mo.	Treas. Bills 1-Yr.	Treas. Notes 2-Yr.	Treas. Notes 5-Yr.	Treas. Notes 10-Yr.	Treas. Bonds 30-Yr.	Aaa Corp. Bond	Baa Corp. Bond	State & Local Bonds	Home Mtg. Rate				
Moody's Analytics	2.5 H	5.6 H	2.6	2.4 H	2.2	2.3	2.7	2.9 H	3.4 H	3.7 H	4.4 H	5.3 H	6.2 H	4.2	5.2	na	2.4	3.2 H	2.8
RBC Capital Markets	2.4	na	na	na	na	na	na	2.7	3.0	3.4	3.8	na	na	na	na	na	2.7	1.9	1.8
J.P. Morgan Chase	2.4	na	na	na	na	na	na	na	na	na	na	na	na	na	na	na	1.8	2.1	2.2
Goldman Sachs & Co.	2.3	na	2.6	na	2.2	na	na	2.6	2.8	3.0	3.3	na	na	na	4.6	na	2.0	1.7	1.8
NatWest Markets	2.2	5.3	2.7 H	2.3	2.3	2.5	2.7	2.5	2.7	2.8	3.4	4.1	4.8	4.0	4.6	91.0	2.8	2.1	2.2
MacroFin Analytics	2.2	5.3	2.4	2.2	2.2	2.4	2.5	2.7	3.1	3.4	3.9	4.7	5.4	4.7 H	5.0	91.0	2.0	2.2	2.3
Naroff Economic Advisors	2.2	5.3	2.3	2.3	2.3	2.5	2.6	2.7	3.0	3.3	3.8	4.9	5.5	4.6	5.1	84.1	1.1 L	2.1	2.4
RDQ Economics	2.2	5.3	2.7 H	2.3	2.4	2.6	2.7	2.7	3.1	3.5	3.8	4.9	5.7	4.6	5.2	91.2	1.9	2.3	2.4
Amherst Pierpont Securities	2.2	5.3	2.4	2.2	2.2	2.4	2.5	2.6	3.1	3.4	3.9	4.7	5.5	4.7 H	5.1	93.0	2.9	2.4	3.0
High Frequency Economics	2.2	5.3	na	na	2.2	2.4	2.6	2.4	2.7	3.0	3.5	na	na	na	na	na	2.4	2.6	2.6
Regions Financial Corporation	2.2	5.2	2.2	2.0	2.0	2.1	2.2	2.4	2.8	3.1	3.7	4.6	5.4	4.3	4.7	89.2	2.2	2.0	2.2
Chmura Economics & Analytics	2.2	5.3	2.4	2.2	2.1	2.2	2.4	2.5	2.9	3.3	3.9	4.8	na	na	4.8	90.6	3.4 H	2.1	2.2
DS Economics	2.2	5.2	1.7 L	1.5 L	2.0	2.2	2.2	2.3	2.6	3.0	3.5	4.1	4.9	3.8	4.5	88.7	2.1	2.0	1.9
Daiwa Capital Markets America	2.2	5.3	2.3	2.1	2.1	2.2	2.4	2.5	2.8	3.0	3.3	na	na	na	4.7	90.0	2.4	2.3	2.3
Action Economics	2.1	5.3	2.3	2.1	2.2	2.2	2.3	2.4	2.6	2.9	3.3	4.1	4.8	3.9	4.4	89.0	2.4	2.4	2.4
BNP Paribas Americas	2.1	na	1.8	na	na	na	na	1.9 L	2.3 L	2.7	na	na	na	na	na	na	2.6	na	2.7
DePrince & Assoc.	2.1	5.1	2.4	2.2	2.1	2.2	2.4	2.6	2.9	3.2	3.4	5.0	6.0	4.7 H	4.9	90.3	2.6	2.2	2.4
MJFG Union Bank	2.1	5.3	2.4	2.2	2.2	2.3	2.6	2.5	2.8	3.2	3.7	4.4	5.2	4.2	4.8	84.0	3.3	2.1	2.8
Scotiabank Group	2.0	5.0	na	na	2.0	na	na	2.1	2.3 L	2.7	3.1	na	na	na	na	na	1.8	1.8	2.2
Nat'l Assn. of Realtors	2.0	5.0	2.2	2.0	1.9	2.0	2.2	2.4	2.8	3.2	3.7	4.7	5.3	4.3	4.6	na	2.6	2.1	2.3
Swiss Re	2.0	5.1	2.3	2.1	2.0	2.1	2.2	2.4	2.8	3.1	3.9	4.8	5.8	na	5.0	na	2.0	2.1	3.1 H
Wells Capital Management	2.0	5.1	2.2	2.1	2.2	2.4	2.5	2.6	2.8	3.0	3.3	4.2	5.0	4.1	4.5	89.9	2.2	2.1	2.2
Economist Intelligence Unit	2.0	5.0	2.0	2.0	1.9	2.0	2.2	2.3	2.7	3.0	3.5	na	na	na	4.5	na	2.1	na	2.2
BMO Capital Markets	2.0	5.1	2.2	na	1.9	2.0	2.3	2.5	2.7	2.8	3.2	na	na	na	4.4	89.6	1.9	2.1	2.3
The Northern Trust Company	1.9	5.1	1.9	1.9	2.0	2.1	2.2	2.5	2.9	3.3	4.0	4.9	5.8	4.6	4.9	na	2.1	1.9	2.0
PNC Financial Services Corp.	1.9	5.1	2.2	na	1.9	2.1	2.1	2.2	2.5	2.9	3.5	na	5.0	3.7	4.5	87.6	2.4	2.1	2.4
Nomura Securities, Inc.	1.9	5.0	2.1	na	na	na	na	2.0	2.5	2.8	3.3	4.3	4.8	na	4.5	na	2.2	2.0	2.7
Wells Fargo	1.9	5.0	2.0	1.9	1.7	1.8	2.0	2.1	2.5	2.7	3.3	4.0	4.8	3.8	4.2	83.5	2.6	1.3 L	1.4 L
Chase Wealth Management	1.9	5.0	2.1	1.9	1.8	2.0	2.1	2.2	2.6	3.0	3.5	4.4	5.0	4.0	4.5	88.0	2.0	2.1	2.1
Oxford Economics	1.9	5.0	2.2	2.3	2.5 H	2.7 H	3.3 H	na	na	na	na	na	na	na	4.3	88.6	2.2	1.8	2.0
Barclays Capital	1.9	5.0	2.2	na	na	na	na	2.1	2.3 L	2.5 L	2.9	na	na	na	na	na	2.0	2.1	2.1
Georgia State University	1.9	4.9	na	na	1.8	2.0	2.2	2.3	2.6	3.2	3.8	4.7	5.7	na	5.1	na	2.4	2.0	1.9
Stone Harbor Investment Partners	1.9	5.0	2.0	2.0	1.8	1.8	1.9	2.0	2.5	2.8	3.3	4.2	4.8	na	4.6	83.0 L	2.2	2.3	2.3
Societe Generale	1.8	5.0	na	na	na	na	na	2.3	2.5	2.7	3.1	na	na	na	na	na	1.8	2.0	2.0
AIG	1.7	4.8	na	na	1.6	2.0	2.3	2.5	2.8	3.0	3.6	na	5.0	na	4.5	na	2.1	1.8	1.9
RidgeWorth Investments	1.7	4.8	1.9	1.7	1.6	1.8	1.8	2.2	2.4	2.8	3.4	4.2	4.9	4.2	4.4	93.0 H	2.5	2.2	2.4
S&P Global	1.7	5.0	2.1	na	1.7	1.8	1.9	2.1	2.4	2.7	3.3	na	na	na	4.3	90.6	2.4	1.9	1.9
Fannie Mae	1.7	4.8	na	na	1.8	1.8	1.8	1.9 L	2.3 L	2.5 L	2.9	na	na	na	4.1 L	na	1.8	2.0	1.9
Loomis, Sayles & Company	1.7	4.8	2.0	1.7	1.6	1.8	2.0	2.2	2.3 L	2.6	3.0	4.0	4.7	3.6	4.2	90.1	2.1	2.0	2.0
Comerica Bank	1.7	4.8	1.9	na	1.6	1.7	1.8	2.1	2.5	2.9	3.4	na	na	na	4.7	na	2.7	2.0	2.0
Moody's Capital Markets Group	1.7	4.8	1.9	1.7	1.8	1.9	1.9	1.9 L	2.3 L	2.5 L	2.8 L	3.7 L	4.4 L	3.2 L	4.2	89.7	2.1	1.8	1.4 L
GLC Financial Economics	1.7	4.7 L	1.9	1.7	1.6	1.7 L	1.7 L	1.9 L	2.6	3.3	3.8	5.1	5.9	4.5	5.5 H	88.5	3.0	2.7	3.0
Cycledata Corp.	1.6 L	4.7 L	1.8	1.6	1.5 L	1.7 L	1.8	2.0	2.4	2.8	3.3	4.3	5.1	4.0	4.5	88.0	2.4	2.2	2.3
<b>December Consensus</b>	<b>2.0</b>	<b>5.1</b>	<b>2.2</b>	<b>2.0</b>	<b>2.0</b>	<b>2.1</b>	<b>2.3</b>	<b>2.3</b>	<b>2.7</b>	<b>3.0</b>	<b>3.5</b>	<b>4.5</b>	<b>5.2</b>	<b>4.2</b>	<b>4.6</b>	<b>88.9</b>	<b>2.3</b>	<b>2.1</b>	<b>2.2</b>
Top 10 Avg.	2.3	5.3	2.5	2.3	2.3	2.4	2.7	2.7	3.0	3.4	3.9	4.9	5.7	4.5	5.1	91.1	2.9	2.5	2.8
Bottom 10 Avg.	1.7	4.8	1.9	1.8	1.6	1.8	1.9	2.0	2.3	2.6	3.1	4.1	4.8	3.8	4.3	86.4	1.8	1.8	1.8
November Consensus	2.0	5.1	2.2	2.0	1.9	2.1	2.2	2.3	2.7	3.0	3.5	4.5	5.3	4.2	4.7	88.9	2.3	2.1	2.3
Number of Forecasts Changed From A Month Ago:																			
Down	3	3	5	7	6	7	5	6	8	9	15	11	14	9	15	7	10	9	10
Same	35	33	21	14	18	16	17	19	21	23	16	6	7	8	14	10	23	22	25
Up	5	3	8	5	13	12	13	14	10	7	7	8	5	5	7	9	10	10	8
Diffusion Index	52 %	50 %	54 %	46 %	59 %	57 %	61 %	60 %	53 %	47 %	39 %	44 %	33 %	41 %	39 %	54 %	50 %	51 %	48 %



# First Quarter 2019

## Interest Rate Forecasts

## Key Assumptions

Blue Chip Financial Forecasts Panel Members	-----Percent Per Annum -- Average For Quarter-----															Avg. For ---Qtr.--- A. Fed's Major Currency \$ Index	----- (Q-Q % Change) -----		
	-----Short-Term-----					-----Intermediate-Term-----					-----Long-Term-----						B. Real GDP	C. Price GDP Index	D. Price Cons. Index
	1	2	3	4	5	6	7	8	9	10	11	12	13	14	15				
	Federal Funds Rate	Prime Bank Rate	LIBOR Rate 3-Mo.	Com. Paper 1-Mo.	Treas. Bills 3-Mo.	Treas. Bills 6-Mo.	Treas. Bills 1-Yr.	Treas. Notes 2-Yr.	Treas. Notes 5-Yr.	Treas. Notes 10-Yr.	Treas. Bond 30-Yr.	Aaa Corp. Bond	Baa Corp. Bond	State & Local Bonds	Home Mtg. Rate				
Moody's Analytics	3.0 H	6.1 H	3.1 H	2.9 H	2.6	2.8	3.1 H	3.3 H	3.7 H	4.0 H	4.7 H	5.5 H	6.5 H	4.4	5.4	na	2.3	3.4	2.9
MacroFin Analytics	2.6	5.8	2.8	2.7	2.7 H	2.8 H	2.9	3.1	3.6	3.8	4.3	5.1	5.8	5.1 H	5.4	91.5	2.0	2.2	2.2
J.P. Morgan Chase	2.6	na	na	na	na	na	na	na	na	na	na	na	na	na	na	na	1.8	2.2	2.3
Goldman Sachs & Co.	2.5	na	2.8	na	2.4	na	na	2.8	3.0	3.1	3.4	na	na	na	4.7	na	1.5	1.8	1.9
NatWest Markets	2.5	5.6	2.9	2.5	2.6	2.8	3.0	2.7	2.9	3.0	3.5	4.3	5.0	4.0	4.8	89.0	2.5	2.2	2.0
Naroff Economic Advisors	2.5	5.5	2.6	2.6	2.6	2.8	3.0	3.0	3.3	3.6	4.1	5.1	5.8	4.8	5.3	83.0	0.5 L	2.0	1.9
Amherst Pierpont Securities	2.4	5.6	2.6	2.5	2.4	2.6	2.8	2.9	3.3	3.6	4.1	4.9	5.8	4.9	5.3	93.5	2.5	2.4	3.2
Chmura Economics & Analytics	2.4	5.5	2.7	2.5	2.3	2.5	2.6	2.7	3.1	3.4	4.1	4.9	na	na	5.0	89.6	3.4 H	2.1	2.3
DS Economics	2.3	5.4	1.7 L	1.5 L	2.1	2.5	2.7	2.8	3.0	3.2	3.8	4.3	5.2	3.9	4.7	88.6	1.8	2.5	2.4
DePrince & Assoc.	2.3	5.3	2.6	2.4	2.3	2.4	2.6	2.8	3.1	3.4	3.6	5.3	6.2	4.9	5.2	90.7	2.7	2.2	2.4
Regions Financial Corporation	2.3	5.3	2.3	2.2	2.1	2.3	2.4	2.5	2.9	3.2	3.8	4.8	5.5	4.4	4.9	88.9	2.0	1.8	2.1
Daiwa Capital Markets America	2.3	5.4	2.5	2.3	2.2	2.4	2.5	2.7	3.0	3.1	3.4	na	na	na	4.8	90.0	2.1	2.4	2.3
MJFG Union Bank	2.3	5.5	2.6	2.4	2.4	2.5	2.9	2.7	2.9	3.3	3.9	3.5 L	5.3	4.2	4.9	83.0	2.9	2.3	3.0
Swiss Re	2.3	5.4	2.5	2.3	2.2	2.4	2.5	2.6	3.0	3.3	4.1	4.9	5.9	na	5.2	na	2.3	3.5 H	3.5 H
Wells Capital Management	2.2	5.3	2.5	2.4	2.5	2.6	2.7	2.8	3.0	3.1	3.3	4.2	5.1	4.0	4.6	90.0	2.4	2.0	2.3
Action Economics	2.2	5.3	2.5	2.2	2.3	2.3	2.5	2.6	2.7	2.9	3.4	4.2	4.8	3.9	4.5	89.2	2.3	2.0	2.4
BMO Capital Markets	2.2	5.3	2.5	na	2.1	2.2	2.5	2.7	2.9	3.0	3.4	na	na	na	4.6	89.0	1.9	2.2	2.4
Natl Assn. of Realtors	2.2	5.2	2.4	2.2	2.1	2.2	2.3	2.5	2.9	3.3	3.8	4.8	5.4	4.4	4.7	na	2.6	2.1	2.3
Economist Intelligence Unit	2.2	5.3	2.3	2.2	2.1	2.2	2.4	2.6	2.9	3.2	3.7	na	na	na	4.7	na	2.1	na	2.3
The Northern Trust Company	2.2	5.3	2.2	2.2	2.1	2.2	2.4	2.6	3.0	3.4	4.2	5.0	5.9	4.7	5.0	na	1.9	2.0	2.2
PNC Financial Services Corp.	2.2	5.3	2.4	na	2.1	2.3	2.3	2.4	2.6	3.0	3.6	na	5.1	3.7	4.6	87.5	2.2	2.1	2.4
Barclays	2.1	5.3	na	na	na	na	na	na	na	na	na	na	na	na	na	na	2.0	2.2	2.3
Oxford Economics	2.1	5.2	2.4	na	2.1	2.2	2.2	2.4	2.6	2.8	3.4	na	na	na	4.4	88.6	1.7	1.7 L	1.8 L
Societe Generale	2.0	5.3	na	na	na	na	na	2.1	2.3 L	2.6	3.0	na	na	na	na	na	1.7	1.9	1.8 L
Scotiabank Group	2.0	5.0	na	na	2.1	na	na	2.2	2.4	2.8	3.1	na	na	na	na	na	1.6	2.0	2.2
Georgia State University	2.0	5.0	na	na	1.9	2.1	2.3	2.4	2.7	3.3	3.8	4.8	5.9	na	5.2	na	2.3	2.2	2.2
Stone Harbor Investment Partners	2.0	5.1	2.2	2.1	1.9	2.0	2.0	2.1	2.6	2.9	3.3	4.3	4.9	na	4.7	82.0 L	2.7	2.3	2.4
S&P Global	2.0	5.1	2.3	na	1.9	2.1	2.1	2.3	2.5	2.7	3.3	na	na	na	4.3	90.4	1.6	1.9	1.9
Chase Wealth Management	1.9	5.0	2.1	1.9	1.8	2.0	2.1	2.2	2.6	3.0	3.5	4.4	5.0	4.0	4.6	88.0	1.8	2.2	2.0
Nomura Securities, Inc.	1.9	5.0	2.1	na	na	na	na	2.0	2.6	2.9	3.3	4.3	4.9	na	4.6	na	2.0	2.0	2.2
AIG	1.9	5.0	na	na	1.8	2.2	2.5	2.7	2.9	3.1	3.7	na	5.1	na	4.6	na	2.1	2.0	2.4
Loomis, Sayles & Company	1.9	5.0	2.2	1.9	1.8	2.0	2.2	2.3	2.5	2.8	3.0	4.1	4.9	3.8	4.4	90.1	1.9	2.5	2.0
Wells Fargo	1.9	5.0	2.1	2.0	1.8	1.9	2.1	2.2	2.6	2.8	3.5	4.1	4.9	3.9	4.2	82.0 L	2.4	2.0	2.2
RidgeWorth Investments	1.9	5.0	2.1	1.9	1.8	1.9	2.0	2.3	2.6	3.0	3.6	4.4	5.1	4.4	4.6	94.0 H	2.0	2.2	2.4
Comerica Bank	1.9	5.0	2.1	na	1.8	1.9	2.0	2.3	2.7	3.2	3.6	na	na	na	4.9	na	2.6	1.9	2.0
Fannie Mae	1.9	5.0	na	na	1.8	1.8	1.8 L	2.0	2.3 L	2.5	2.9	na	na	na	4.2	na	1.7	2.4	2.4
Moody's Capital Markets Group	1.9	5.0	2.2	1.9	1.9	2.0	1.9	1.9 L	2.3 L	2.4 L	2.7 L	3.6	4.4 L	3.1 L	4.1 L	89.2	1.4	1.9	1.8 L
GLC Financial Economics	1.8	4.8	2.0	1.8	1.7	1.8	1.9	2.1	2.7	3.4	3.9	5.1	5.9	4.7	5.6 H	88.8	2.2	1.9	2.6
Cycledata Corp.	1.6 L	4.7 L	1.8	1.6	1.5 L	1.7 L	1.8 L	2.0	2.4	2.8	3.3	4.3	5.1	4.0	4.5	88.0	2.4	2.2	2.3
<b>December Consensus</b>	<b>2.2</b>	<b>5.2</b>	<b>2.4</b>	<b>2.2</b>	<b>2.1</b>	<b>2.2</b>	<b>2.4</b>	<b>2.5</b>	<b>2.8</b>	<b>3.1</b>	<b>3.6</b>	<b>4.6</b>	<b>5.3</b>	<b>4.3</b>	<b>4.8</b>	<b>88.5</b>	<b>2.1</b>	<b>2.2</b>	<b>2.3</b>
Top 10 Avg.	2.5	5.6	2.7	2.5	2.5	2.6	2.8	2.9	3.2	3.5	4.1	5.1	5.9	4.7	5.2	90.9	2.7	2.6	2.7
Bottom 10 Avg.	1.9	4.9	2.0	1.9	1.8	1.9	2.0	2.1	2.4	2.7	3.1	4.1	4.9	3.8	4.4	85.9	1.5	1.9	1.9
November Consensus	2.1	5.2	2.4	2.2	2.1	2.2	2.4	2.5	2.8	3.1	3.6	4.6	5.4	4.3	4.8	88.4	2.1	2.2	2.3
Number of Forecasts Changed From A Month Ago:																			
Down	3	3	6	7	4	3	2	5	6	7	13	9	10	8	11	4	7	8	7
Same	34	31	21	14	19	19	20	20	22	24	18	11	10	8	14	9	26	23	27
Up	3	4	5	4	12	11	11	13	10	7	7	5	6	5	10	11	7	8	6
Diffusion Index	50 %	51 %	48 %	44 %	61 %	62 %	64 %	61 %	55 %	50 %	42 %	42 %	42 %	43 %	49 %	65 %	50 %	50 %	49 %

## International Interest Rate And Foreign Exchange Rate Forecasts

Blue Chip Forecasters	3 Mo. Interest Rate %		
	In 3 Mo.	In 6 Mo.	In 12 Mo.
Barclays	na	na	na
BMO Capital Markets	1.60	1.75	2.20
IHSMarkit	na	na	na
ING Financial Markets	1.60	1.90	2.10
Mizuho Research Institute	1.80	2.10	2.10
Moody's Analytics	na	na	na
Moody's Capital Markets	na	na	na
Nomura Securities	na	na	na
Oxford Economics	na	na	na
Scotiabank	na	na	na
Wells Fargo	1.65	1.90	2.15
<b>December Consensus</b>	<b>1.66</b>	<b>1.91</b>	<b>2.14</b>
High	1.80	2.10	2.20
Low	1.60	1.75	2.10
Last Months Avg.	1.60	1.71	2.02

Blue Chip Forecasters	3 Mo. Interest Rate %		
	In 3 Mo.	In 6 Mo.	In 12 Mo.
Barclays	na	na	na
BMO Capital Markets	-0.05	-0.05	-0.05
IHSMarkit	na	na	na
ING Financial Markets	0.05	0.05	0.05
Mizuho Research Institute	0.06	0.06	0.06
Moody's Analytics	na	na	na
Moody's Capital Markets	na	na	na
Nomura Securities	na	na	na
Oxford Economics	na	na	na
Scotiabank	na	na	na
Wells Fargo	0.03	-0.01	0.01
<b>December Consensus</b>	<b>0.02</b>	<b>0.01</b>	<b>0.02</b>
High	0.06	0.06	0.06
Low	-0.05	-0.05	-0.05
Last Months Avg.	0.03	0.03	0.04

Blue Chip Forecasters	3 Mo. Interest Rate %		
	In 3 Mo.	In 6 Mo.	In 12 Mo.
Barclays	na	na	na
BMO Capital Markets	0.65	0.65	0.90
IHSMarkit	na	na	na
ING Financial Markets	0.60	0.60	0.60
Mizuho Research Institute	0.55	0.60	0.80
Moody's Analytics	na	na	na
Moody's Capital Markets	na	na	na
Nomura Securities	na	na	na
Oxford Economics	na	na	na
Scotiabank	na	na	na
Wells Fargo	0.60	0.65	0.95
<b>December Consensus</b>	<b>0.60</b>	<b>0.63</b>	<b>0.81</b>
High	0.65	0.65	0.95
Low	0.55	0.60	0.60
Last Months Avg.	0.49	0.51	0.64

Blue Chip Forecasters	3 Mo. Interest Rate %		
	In 3 Mo.	In 6 Mo.	In 12 Mo.
Barclays	na	na	na
BMO Capital Markets	na	na	na
IHSMarkit	na	na	na
ING Financial Markets	-0.70	-0.70	-0.60
Mizuho Research Institute	na	na	na
Moody's Analytics	na	na	na
Moody's Capital Markets	na	na	na
Nomura Securities	na	na	na
Oxford Economics	na	na	na
Scotiabank	na	na	na
Wells Fargo	na	na	na
<b>December Consensus</b>	<b>-0.70</b>	<b>-0.70</b>	<b>-0.60</b>
High	-0.70	-0.70	-0.60
Low	-0.70	-0.70	-0.60
Last Months Avg.	-0.70	-0.70	-0.70

Blue Chip Forecasters	3 Mo. Interest Rate %		
	In 3 Mo.	In 6 Mo.	In 12 Mo.
Barclays	na	na	na
BMO Capital Markets	na	na	na
IHSMarkit	na	na	na
ING Financial Markets	1.90	2.00	1.60
Mizuho Research Institute	na	na	na
Moody's Analytics	na	na	na
Moody's Capital Markets	na	na	na
Nomura Securities	na	na	na
Oxford Economics	na	na	na
Scotiabank	na	na	na
Wells Fargo	1.65	1.75	2.00
<b>December Consensus</b>	<b>1.78</b>	<b>1.88</b>	<b>1.80</b>
High	1.90	2.00	2.00
Low	1.65	1.75	1.60
Last Months Avg.	1.35	1.53	1.75

United States			
10 Yr. Gov't Bond Yield %			
In 3 Mo.	In 6 Mo.	In 12 Mo.	
2.40	2.45	na	
2.45	2.50	2.80	
na	na	na	
2.70	2.80	2.90	
2.40	2.50	2.50	
2.86	3.15	3.74	
2.40	2.45	2.35	
na	na	na	
2.58	2.63	2.75	
2.50	2.60	2.70	
2.57	2.66	2.78	
<b>2.54</b>	<b>2.64</b>	<b>2.82</b>	
2.86	3.15	3.74	
2.40	2.45	2.35	
2.46	2.57	2.76	

Japan			
10 Yr. Gov't Bond Yield %			
In 3 Mo.	In 6 Mo.	In 12 Mo.	
0.05	0.10	na	
0.05	0.05	0.10	
na	na	na	
0.10	0.10	0.10	
0.05	0.05	0.05	
0.06	0.10	0.09	
0.06	0.01	0.06	
na	na	na	
0.07	0.07	0.07	
na	na	na	
0.05	0.07	0.12	
<b>0.06</b>	<b>0.07</b>	<b>0.08</b>	
0.10	0.10	0.12	
0.05	0.01	0.05	
0.06	0.08	0.08	

United Kingdom			
10 Yr. Gilt Yields %			
In 3 Mo.	In 6 Mo.	In 12 Mo.	
1.45	1.50	na	
1.55	1.65	1.85	
na	na	na	
1.40	1.45	1.50	
1.50	1.55	1.70	
1.59	1.67	1.88	
1.35	1.40	1.35	
na	na	na	
1.61	1.72	1.94	
na	na	na	
1.40	1.60	1.85	
<b>1.48</b>	<b>1.57</b>	<b>1.72</b>	
1.61	1.72	1.94	
1.35	1.40	1.35	
1.43	1.52	1.72	

Switzerland			
10 Yr. Gov't Bond Yield %			
In 3 Mo.	In 6 Mo.	In 12 Mo.	
na	na	na	
na	na	na	
na	na	na	
-0.05	0.10	0.40	
na	na	na	
0.04	0.11	0.25	
-0.13	-0.08	-0.05	
na	na	na	
0.13	0.25	0.43	
na	na	na	
na	na	na	
<b>0.00</b>	<b>0.10</b>	<b>0.26</b>	
0.13	0.25	0.43	
-0.13	-0.08	-0.05	
0.06	0.09	0.25	

Canada			
10 Yr. Gov't Bond Yield %			
In 3 Mo.	In 6 Mo.	In 12 Mo.	
na	na	na	
2.05	2.15	2.50	
na	na	na	
2.30	2.40	2.70	
na	na	na	
2.56	2.85	3.55	
2.00	2.05	1.95	
na	na	na	
2.36	2.48	2.73	
2.20	2.25	2.45	
2.20	2.40	2.55	
<b>2.24</b>	<b>2.37</b>	<b>2.63</b>	
2.56	2.85	3.55	
2.00	2.05	1.95	
2.29	2.44	2.70	

Fed's Major Currency \$ Index			
In 3 Mo.	In 6 Mo.	In 12 Mo.	
na	na	na	
90.4	91.0	89.6	
na	na	na	
na	na	na	
89.0	90.0	88.0	
na	na	na	
89.5	89.7	89.7	
na	na	na	
88.5	88.5	88.6	
na	na	na	
na	na	na	
<b>89.4</b>	<b>89.8</b>	<b>89.0</b>	
90.4	91.0	89.7	
88.5	88.5	88.0	
88.4	88.4	87.3	

USD/YEN			
In 3 Mo.	In 6 Mo.	In 12 Mo.	
na	na	na	
115.0	116.0	117.0	
114.9	115.6	117.3	
114.0	114.0	115.0	
114.0	115.0	115.0	
112.3	112.2	112.2	
112.5	112.8	112.7	
120.0	120.0	114.0	
113.2	113.6	115.0	
114.0	114.0	115.0	
na	na	na	
<b>114.4</b>	<b>114.8</b>	<b>114.8</b>	
120.0	120.0	117.3	
112.3	112.2	112.2	
113.7	114.6	114.9	

GBP/USD			
In 3 Mo.	In 6 Mo.	In 12 Mo.	
na	na	na	
1.31	1.30	1.32	
1.28	1.28	1.32	
1.36	1.39	1.48	
na	na	na	
1.29	1.28	1.25	
1.32	1.30	1.30	
1.40	1.42	1.45	
1.36	1.37	1.38	
1.35	1.35	1.37	
na	na	na	
<b>1.33</b>	<b>1.34</b>	<b>1.36</b>	
1.40	1.42	1.48	
1.28	1.28	1.25	
1.34	1.35	1.37	

USD/CHF			
In 3 Mo.	In 6 Mo.	In 12 Mo.	
1.00	0.99	na	
na	na	na	
1.00	1.00	0.98	
0.97	0.97	0.98	
na	na	na	
0.99	1.00	1.01	
0.99	0.99	0.99	
0.92	0.91	0.89	
0.98	0.98	0.98	
na	na	na	
na	na	na	
<b>0.98</b>	<b>0.98</b>	<b>0.97</b>	
1.00	1.00	1.01	
0.92	0.91	0.89	
0.97	0.97	0.98	

USD/CAD			
In 3 Mo.	In 6 Mo.	In 12 Mo.	
1.25	1.23	na	
1.31	1.32	1.31	
1.25	1.26	1.27	
1.27	1.22	1.20	
na	na	na	
1.25	1.25	1.23	
1.29	1.29	1.29	
1.21	1.19	1.16	
1.29	1.29	1.29	
1.28	1.27	1.25	
na	na	na	
<b>1.27</b>	<b>1.26</b>	<b>1.25</b>	
1.31	1.32	1.31	
1.21	1.19	1.16	
1.24	1.23	1.22	

## International Interest Rate And Foreign Exchange Rate Forecasts

Blue Chip Forecasters	3 Mo. Interest Rate %		
	In 3 Mo.	In 6 Mo.	In 12 Mo.
Barclays	na	na	na
BMO Capital Markets	na	na	na
IHSMarkit	na	na	na
ING Financial Markets	1.90	1.90	2.15
Mizuho Research Institute	na	na	na
Moody's Analytics	na	na	na
Moody's Capital Markets	na	na	na
Nomura Securities	na	na	na
Oxford Economics	na	na	na
Scotiabank	na	na	na
Wells Fargo	na	na	na
<b>December Consensus</b>	<b>1.90</b>	<b>1.90</b>	<b>2.15</b>
High	1.90	1.90	2.15
Low	1.90	1.90	2.15
Last Months Avg.	1.65	1.65	1.90

Australia		
10 Yr. Gov't Bond Yield %		
In 3 Mo.	In 6 Mo.	In 12 Mo.
na	na	na
na	na	na
na	na	na
2.80	2.90	3.10
na	na	na
2.65	2.81	3.15
2.55	2.60	2.50
na	na	na
2.95	3.01	3.08
na	na	na
na	na	na
<b>2.74</b>	<b>2.83</b>	<b>2.96</b>
2.95	3.01	3.15
2.55	2.60	2.50
2.78	2.83	2.99

AUD/AUD		
In 3 Mo.	In 6 Mo.	In 12 Mo.
0.76	0.76	na
na	na	na
0.76	0.75	0.73
0.80	0.84	0.88
na	na	na
0.78	0.77	0.77
0.76	0.75	0.75
0.80	0.82	0.84
0.76	0.75	0.74
0.79	0.79	0.80
na	na	na
<b>0.78</b>	<b>0.78</b>	<b>0.79</b>
0.80	0.84	0.88
0.76	0.75	0.73
0.79	0.80	0.80

Blue Chip Forecasters	3 Mo. Interest Rate %		
	In 3 Mo.	In 6 Mo.	In 12 Mo.
Barclays	na	na	na
BMO Capital Markets	-0.40	-0.40	-0.40
IHSMarkit	na	na	na
ING Financial Markets	-0.33	-0.33	-0.33
Mizuho Research Institute	-0.30	-0.30	-0.30
Moody's Analytics	na	na	na
Moody's Capital Markets	na	na	na
Nomura Securities	na	na	na
Oxford Economics	na	na	na
Scotiabank	na	na	na
Wells Fargo	-0.35	-0.25	0.05
<b>December Consensus</b>	<b>-0.35</b>	<b>-0.32</b>	<b>-0.25</b>
High	-0.30	-0.25	0.05
Low	-0.40	-0.40	-0.40
Last Months Avg.	-0.35	-0.33	-0.27

## Eurozone

USD/EUR		
In 3 Mo.	In 6 Mo.	In 12 Mo.
1.17	1.19	na
1.16	1.15	1.19
1.15	1.15	1.16
1.20	1.22	1.27
1.16	1.16	1.19
1.16	1.15	1.14
1.17	1.16	1.16
1.25	1.28	1.35
1.20	1.20	1.20
1.18	1.18	1.20
na	na	na
<b>1.18</b>	<b>1.18</b>	<b>1.21</b>
1.25	1.28	1.35
1.15	1.15	1.14
1.19	1.20	1.22

Blue Chip Forecasters	10 Yr. Gov't Bond Yields %											
	Germany			France			Italy			Spain		
	In 3 Mo.	In 6 Mo.	In 12 Mo.	In 3 Mo.	In 6 Mo.	In 12 Mo.	In 3 Mo.	In 6 Mo.	In 12 Mo.	In 3 Mo.	In 6 Mo.	In 12 Mo.
Barclays	0.55	0.60	na	na	na	na	na	na	na	na	na	na
BMO Capital Markets	0.65	0.80	1.05	na	na	na	na	na	na	na	na	na
ING Financial Markets	0.50	0.65	0.75	0.92	0.97	1.15	2.35	2.25	2.35	1.85	1.85	1.95
Mizuho Research Institute	0.40	0.45	0.50	na	na	na	na	na	na	na	na	na
Moody's Analytics	0.66	0.79	1.12	0.99	1.10	1.34	1.96	2.00	2.25	1.80	1.93	2.23
Moody's Capital Markets	0.45	0.49	0.52	0.75	0.84	0.92	1.85	1.92	1.97	1.60	1.65	1.65
Nomura Securities	na	na	na	na	na	na	na	na	na	na	na	na
Oxford Economics	0.65	0.75	0.90	1.05	1.17	1.36	2.20	2.33	2.54	1.85	2.00	2.21
Wells Fargo	0.60	0.75	1.00	na	na	na	na	na	na	na	na	na
<b>December Consensus</b>	<b>0.56</b>	<b>0.66</b>	<b>0.83</b>	<b>0.93</b>	<b>1.02</b>	<b>1.19</b>	<b>2.09</b>	<b>2.13</b>	<b>2.28</b>	<b>1.78</b>	<b>1.86</b>	<b>2.01</b>
High	0.66	0.80	1.12	1.05	1.17	1.36	2.35	2.33	2.54	1.85	2.00	2.23
Low	0.40	0.45	0.50	0.75	0.84	0.92	1.85	1.92	1.97	1.60	1.65	1.65
Last Months Avg.	0.56	0.63	0.86	0.92	1.03	1.25	2.19	2.48	2.57	1.78	1.94	2.16

	Consensus Forecasts			
	10-year Bond Yields vs U.S. Yield			
	Current	In 3 Mo.	In 6 Mo.	In 12 Mo.
Japan	-2.33	-2.48	-2.57	-2.73
United Kingdom	-1.03	-1.06	-1.07	-1.09
Switzerland	-2.45	-2.54	-2.54	-2.56
Canada	-0.46	-0.30	-0.27	-0.18
Australia	0.17	0.20	0.19	0.14
Germany	-2.01	-1.98	-1.98	-1.98
France	-1.70	-1.61	-1.62	-1.62
Italy	-0.59	-0.45	-0.51	-0.54
Spain	-0.88	-0.77	-0.78	-0.81

	Consensus Forecasts			
	3 Mo. Deposit Rates vs U.S. Rate			
	Current	In 3 Mo.	In 6 Mo.	In 12 Mo.
Japan	-1.49	-1.64	-1.93	-2.12
United Kingdom	-1.01	-1.06	-1.29	-1.33
Switzerland	-2.20	-2.36	-2.61	-2.74
Canada	-0.10	0.11	-0.04	-0.34
Australia	0.53	0.24	-0.01	0.01
Eurozone	-1.78	-2.01	-2.23	-2.38

## Viewpoints:

### A Sampling of Views on the Economy, Financial Markets and Government Policy Excerpted from Recent Reports Issued by our Blue Chip Panel Members and Others

#### Inflation: Mystery And Brewing Risk

One theme that has emerged over the past few years has been the complete lack of traction in inflation among developed economies. Fed Chair Yellen has called it a mystery, while the Bank of Canada has said they are studying the issue closely. Whatever you want to call it, there's no debating that inflation pressures remain exceptionally subdued more than six years into the expansion (or over eight years since the recession trough). Indeed, U.S. CPI has risen just 1.25% annualized over the past five years, matching lows seen during a brief period in 2013 and a four-year span in the mid-1960s, with only the late-1950s sporting a meaningfully slower pace. The Canadian backdrop is similar with the five-year annualized rate also hovering near multi-decade lows. Market-based inflation expectations have fallen as well, adjusting to the persistent lack of inflation pressure. While we won't dispute the data, the complacency that's building around low and subdued inflation is a brewing risk for markets.

When breaking down inflation, it's important to differentiate between cyclical and secular drivers. The secular drivers have been hogging the headlines recently, with fears of job-stealing robots, artificial intelligence, technology-driven efficiencies, a lengthy recession hangover for workers, and worsening demographics just a few on a lengthy list of factors blamed for keeping inflation in check. Another potential factor is that the cost of producing goods continues to be very restrained. Through the early 2000s, it was reasonable to pin this trend on the opening of global trade and China joining the WTO in particular. While this factor is still at play, we'd point to increasing automation of goods production which keeps the marginal cost of incremental goods production relatively steady, in turn, limiting any inflation pressure. Indeed, goods (ex. food & energy) inflation has been nearly zero over the past 20 years. This phenomenon shows no sign of reversing any time soon. All of the above factors are likely to restrain inflation consistently for the foreseeable future, but that doesn't mean price pressures are gone forever.

The cyclical aspect of inflation is equally, if not more, important than the secular. The 2008/09 Great Recession was the worst global downturn since the Great Depression. That was true for the U.S. and it was second to the early 1980s for Canada, creating a very wide output gap in both countries. It's taken more than six years of expansion, but the output gaps in the U.S. and Canada are arguably closed, or at least nearly so. Traditionally, inflation dynamics are driven by supply and demand. Assuming the basic laws of economics still hold, it's reasonable to expect inflation pressures will build through 2018. We've seen little to support that view yet, but there are two potential reasons for the delay: 1) the output gaps have only just closed, so inflation pressures haven't had time to build; 2) slack remains in the labour market.

This latter point has occupied policymakers at the Fed and BoC. The drop in employment in 2008/09 was even more severe than the decline in GDP. Not only did jobless rates rise, but participation rates moved lower as many dropped out of the labour force. The latter was especially the case in the U.S. As the North American labour markets have made progress, the jobless rate has fallen at or close to prerecession lows. However, underemployment has yet to fully retrace all of its increase in Canada, suggesting that some slack in the labour market remains. The U.S. measure has only just reached pre-recession levels. Indeed, that would help explain why wage growth has been quite subdued despite consistently solid job growth. The Fed and BoC appear to have similar beliefs, but there are clearly lingering doubts (see this week's FOMC minutes). Assuming job growth holds up through 2018, wages look to

accelerate as the limited amount of labour market slack is taken up. What's clear is that this is an area of potentially meaningful upside for inflation over the coming year.

From a global perspective, the cyclical indicators are solid as well. The global economy looks like it will have its strongest performance in at least three years. Perhaps the best indicator of this improving macro backdrop is the rising trend in commodity prices and industrial metals in particular. While oil prices have historically been a good indicator of global growth, oil has not been as responsive to better growth due to the supply dynamic driven by U.S. shale, though prices have moved up in recent weeks. The better growth backdrop in 2017 is expected to persist into 2018 (we see no meaningful imbalances to derail growth at present, absent a black swan) which will be supportive of commodity prices. That in turn will help lift inflation.

**Key Takeaway:** Inflation has persistently surprised on the low side of forecasts in recent years, which is keeping market inflation expectations subdued. However, cyclical drivers suggest that risks are tilted to the upside for 2018, potentially shaking market participants out of their low-inflation complacency.

*Benjamin Reitzes, BMO Capital Market, Toronto, Canada*

#### The Yield Curve: Signal Or Noise?

A string of generally favorable economic statistics has pushed interest rates higher since September, with the sharpest move occurring in the short end of the maturity spectrum. The rate on two-year Treasury securities has increased approximately 40 basis points in the past three months and moved to its highest level since the recession; the 10-year rate has increased only 20 basis points over this span and has remained comfortably within its recent range. This combination of changes has led to a noticeable narrowing in the slope of the yield curve.

The slope of the yield curve is viewed by many as a reliable indicator of cyclical shifts in the economy: it usually steepens during recessions and the early portions of expansions before narrowing during the middle and latter portions of expansions and typically inverting before the onset of recession. The narrowing that has emerged recently might lead some to think that the eight-year expansion is beginning to show its age; in the extreme, the narrowing might stir thoughts of recession on the horizon.

We would dismiss thoughts of recession. Although the curve has flattened, it is far from the negative (inverted) readings that usually precede a downturn. Moreover, we do not view the narrowing of the curve as a sign that the expansion is entering an advanced stage that might bring a loss of momentum. The narrowing of the curve and slower economic growth that has occurred in past cycles were largely the result of the Federal Reserve aggressively tightening monetary policy. Thoughts of additional rate hikes have certainly been a factor behind the recent increase in short-term interest rates, but policy remains accommodative, and the Fed plans to move gradually in normalizing policy. If officials were to err in calibrating policy, we suspect that they would tighten too little rather than too much; they would probably tolerate inflation breaching target (slightly), and they are not likely to risk derailing the expansion.

Even if the curve were to continue narrowing and possibly invert, we would not necessarily conclude that a slowdown or recession is imminent. Although the slope of the yield curve (*continued on next page*)

## Viewpoints

### A Sampling of Views on the Economy, Financial Markets and Government Policy Excerpted from Recent Reports Issued by our Blue Chip Panel Members and Others

has been a reliable guide to cyclical shifts in the past, historical guidelines might not be relevant in the current instance. Because of the quantitative easing programs of the Federal Reserve, the long end of the maturity spectrum -- and hence the slope of the yield curve -- is likely to behave differently than in the past. The Fed is now trimming its portfolio, which will lessen the distortions associated with QE, but officials are still in the early phases of this effort, and thus long-term interest rates are not market driven. That is, distortions in the long end remain in place and therefore the yield curve is likely to move differently than it has in the past.

In addition, the foreign sector is playing a larger role in U.S. financial markets than it did in the past. Economies and financial markets are now highly integrated, and therefore developments abroad are likely to have feedback effects on the United States. In particular, The European Central Bank and the Bank of Japan have active quantitative-easing programs in place that are constraining long-term interest rates in their markets. In response, investors with a global focus would shift portfolios toward the U.S., which would limit upward pressure on long-term interest rates that might have occurred in the past, disrupting the normal response of the yield curve to cyclical changes in the U.S. economy.

In short, the unconventional policies of central banks have altered the financial landscape, and therefore, past metrics and guidelines might not apply.

*Michael Moran, Daiwa Capital Markets, New York*

#### Is The Bond Market Telling The Fed To "Go" Or "Slow"?

The yield curve can be a good warning indicator for trouble ahead. When a central bank tightens and pushes short rates above long rates, this "inversion" signals that the bond market expects a weaker economy and rate cuts in the future. Conversely the yield curve is steep when monetary policy is accommodative and so economic activity is likely to accelerate in the future. For this reason, the slope of the yield curve has historically been viewed as a reliable recession predictor.

There is a vast amount of academic literature on this issue. However, studies have found that the yield curve has become less predictive of economic activity in recent decades, both in the US and in other developed economies. For example, the New York Fed's recession probability model, which is based on the 3-month/10-year US Treasury yield spread, has not predicted more than a 50% chance of a recession since the early 1980s.

While the disconnect between the yield curve and economic growth started in the 1990s, it was exacerbated by the bond conundrum of the mid-2000s. Despite the steady Fed tightening from 2004 to 2006, long-end Treasury yields refused to budge. These persistently low yields could be interpreted in one of two ways. On the one hand, they may have been a signal of weak growth ahead, suggesting further Fed hikes would be a mistake. On the other hand, they could have been interpreted as a sign of very accommodative financial conditions, suggesting the Fed should forge ahead. In the event, the Fed made the right call, blaming low yields on foreign capital inflows, taking note of the ongoing easing of credit conditions and forging ahead with rate hikes. Although the economy eventually fell into a deep recession, it was caused more by surging oil prices and a collapse in credit markets than the earlier Fed rate hikes.

More recently, with central banks manipulating both the short and long ends of the curve, its slope has become an even less reliable gauge of recession risk. Aggressive QE has helped drive term premiums to around zero. If near-zero term premiums persist then the yield curve should be inverted about half of the time. After all, if there is no term premium, then on average short and long rates should be equal.

At the extreme, the BOJ's yield curve control has made the Japanese curve almost meaningless as a measure of market views of the economy. The BOJ is keeping the curve upward sloping as a favor to financial firms; however, this tells us nothing about the prospects for Japanese growth and inflation. Taken literally, the Japanese curve suggests that the prospects for growth in Japan have been falling for 8 consecutive years. There was also a strong false signal of recession last year. In reality, however, Japanese growth is accelerating, not slowing.

In the Euro area the message from the curve has become very complicated. The recent steepening of the German curve is likely driven by both good news (an improving economy) and bad news (the winding down of QE). Meanwhile the yield curves in the periphery are even more complicated: credit risk premiums, QE, and growth and inflation expectations are all likely influencing yields. Is a steeper Italian yield curve a good or a bad sign? It depends on which story is dominating.

Adding to the complexity in interpreting local yield curves are cross-border effects. Surely, super-low yields in some countries are impacting yields in other countries, contaminating the signal about the domestic outlook.

Today the Fed faces the same dilemma as in the 2000s--are persistently low bond yields good news or bad news? In our view, the Fed is making the same choice today as back then: easy financial conditions argue for full-speed ahead. After all, low bond yields are not the only sign of easy financial conditions--equity and home prices are surging and growth momentum is strong in the US and globally. These easy financial conditions encourage the Fed to move ahead with its exit plans.

Easing financial conditions and stronger growth in the face of Fed hikes are signs that "r-star" -- the neutral or equilibrium real policy rate -- is probably starting to rebound. For a number of years, economists both at the Fed and elsewhere have been lowering their estimates of both the short-run and the long-run values of r-star. For example, when the FOMC first published its participants' estimates of long-run r-star in 2012, the median estimate was 2.25%; today the median forecast is 0.75%. Moreover, much of the Fed discussion seems to assume that the short-run r-star is currently roughly zero.

It will take time for model estimates of r-star to catch up to the new rising trend. Models such as that of Laubach and Williams use very simple structures and are heavily smoothed. However, the evidence for a higher r-star is building as a year of steady Fed exit has had no noticeable impact on financial conditions or growth. If r-star were really zero there should be some pain evident by now.

We have two messages for investors. First, the Fed is likely to stay the course. Second, we would not worry about the flat yield curve.

*Ethan Harris and Aditya Bhawe, Bank of America-Merrill Lynch, New York, NY*



## Long-Range Survey:

The table below contains the results of our twice-annual long-range CONSENSUS survey. There are also Top 10 and Bottom 10 averages for each variable. Shown are consensus estimates for the years 2019 through 2023 and averages for the five-year periods 2019-2023 and 2024-2028. Apply these projections cautiously. Few if any economic, demographic and political forces can be evaluated accurately over such long time spans.

		Average For The Year					Five-Year Averages	
		2019	2020	2021	2022	2023	2019-2023	2024-2028
<b>Interest Rates</b>								
1. Federal Funds Rate	<b>CONSENSUS</b>	<b>2.5</b>	<b>2.7</b>	<b>2.9</b>	<b>2.9</b>	<b>2.9</b>	<b>2.8</b>	<b>3.0</b>
	Top 10 Average	2.9	3.2	3.4	3.4	3.5	3.3	3.5
	Bottom 10 Average	2.1	2.0	2.3	2.3	2.4	2.2	2.4
2. Prime Rate	<b>CONSENSUS</b>	<b>5.5</b>	<b>5.8</b>	<b>5.9</b>	<b>5.9</b>	<b>5.9</b>	<b>5.8</b>	<b>5.9</b>
	Top 10 Average	5.9	6.3	6.4	6.5	6.6	6.3	6.5
	Bottom 10 Average	5.0	5.1	5.2	5.2	5.2	5.1	5.3
3. LIBOR, 3-Mo.	<b>CONSENSUS</b>	<b>2.8</b>	<b>3.1</b>	<b>3.2</b>	<b>3.1</b>	<b>3.2</b>	<b>3.1</b>	<b>3.2</b>
	Top 10 Average	3.2	3.6	3.8	3.8	3.9	3.7	3.8
	Bottom 10 Average	2.4	2.6	2.6	2.5	2.6	2.5	2.6
4. Commercial Paper, 1-Mo.	<b>CONSENSUS</b>	<b>2.6</b>	<b>2.9</b>	<b>3.0</b>	<b>3.0</b>	<b>3.1</b>	<b>2.9</b>	<b>3.1</b>
	Top 10 Average	3.1	3.5	3.6	3.7	3.8	3.5	3.8
	Bottom 10 Average	2.2	2.5	2.6	2.5	2.5	2.5	2.6
5. Treasury Bill Yield, 3-Mo.	<b>CONSENSUS</b>	<b>2.5</b>	<b>2.8</b>	<b>2.9</b>	<b>2.9</b>	<b>2.9</b>	<b>2.8</b>	<b>2.9</b>
	Top 10 Average	2.9	3.3	3.4	3.4	3.5	3.3	3.5
	Bottom 10 Average	2.1	2.3	2.4	2.3	2.3	2.3	2.4
6. Treasury Bill Yield, 6-Mo.	<b>CONSENSUS</b>	<b>2.6</b>	<b>2.9</b>	<b>3.0</b>	<b>3.0</b>	<b>3.0</b>	<b>2.9</b>	<b>3.1</b>
	Top 10 Average	3.0	3.4	3.5	3.6	3.7	3.5	3.7
	Bottom 10 Average	2.2	2.4	2.5	2.4	2.4	2.4	2.5
7. Treasury Bill Yield, 1-Yr.	<b>CONSENSUS</b>	<b>2.7</b>	<b>3.0</b>	<b>3.1</b>	<b>3.1</b>	<b>3.2</b>	<b>3.0</b>	<b>3.2</b>
	Top 10 Average	3.2	3.6	3.7	3.7	3.8	3.6	3.9
	Bottom 10 Average	2.3	2.5	2.6	2.5	2.5	2.5	2.6
8. Treasury Note Yield, 2-Yr.	<b>CONSENSUS</b>	<b>2.8</b>	<b>3.1</b>	<b>3.3</b>	<b>3.2</b>	<b>3.3</b>	<b>3.1</b>	<b>3.3</b>
	Top 10 Average	3.3	3.8	3.8	3.8	3.9	3.7	4.0
	Bottom 10 Average	2.4	2.6	2.7	2.6	2.6	2.6	2.7
10. Treasury Note Yield, 5-Yr.	<b>CONSENSUS</b>	<b>3.1</b>	<b>3.4</b>	<b>3.5</b>	<b>3.5</b>	<b>3.5</b>	<b>3.4</b>	<b>3.6</b>
	Top 10 Average	3.6	3.9	4.1	4.1	4.1	3.9	4.3
	Bottom 10 Average	2.6	2.8	2.9	2.9	2.9	2.8	3.0
11. Treasury Note Yield, 10-Yr.	<b>CONSENSUS</b>	<b>3.3</b>	<b>3.6</b>	<b>3.7</b>	<b>3.7</b>	<b>3.8</b>	<b>3.6</b>	<b>3.8</b>
	Top 10 Average	3.9	4.2	4.3	4.3	4.3	4.2	4.5
	Bottom 10 Average	2.8	2.9	3.1	3.1	3.1	3.0	3.2
12. Treasury Bond Yield, 30-Yr.	<b>CONSENSUS</b>	<b>3.8</b>	<b>4.1</b>	<b>4.2</b>	<b>4.2</b>	<b>4.2</b>	<b>4.1</b>	<b>4.3</b>
	Top 10 Average	4.4	4.7	4.7	4.7	4.8	4.7	5.0
	Bottom 10 Average	3.3	3.5	3.6	3.5	3.6	3.5	3.7
13. Corporate Aaa Bond Yield	<b>CONSENSUS</b>	<b>4.9</b>	<b>5.1</b>	<b>5.2</b>	<b>5.2</b>	<b>5.3</b>	<b>5.1</b>	<b>5.4</b>
	Top 10 Average	5.5	5.9	5.9	6.0	6.0	5.9	6.2
	Bottom 10 Average	4.3	4.5	4.5	4.5	4.6	4.5	4.7
13. Corporate Baa Bond Yield	<b>CONSENSUS</b>	<b>5.7</b>	<b>6.0</b>	<b>6.0</b>	<b>6.0</b>	<b>6.1</b>	<b>6.0</b>	<b>6.2</b>
	Top 10 Average	6.4	6.8	6.8	6.9	6.9	6.8	7.0
	Bottom 10 Average	5.0	5.2	5.3	5.2	5.3	5.2	5.4
14. State & Local Bonds Yield	<b>CONSENSUS</b>	<b>4.4</b>	<b>4.5</b>	<b>4.6</b>	<b>4.5</b>	<b>4.6</b>	<b>4.5</b>	<b>4.8</b>
	Top 10 Average	5.0	5.2	5.2	5.3	5.3	5.2	5.5
	Bottom 10 Average	3.9	4.0	4.0	3.9	4.1	4.0	4.1
15. Home Mortgage Rate	<b>CONSENSUS</b>	<b>5.0</b>	<b>5.2</b>	<b>5.3</b>	<b>5.3</b>	<b>5.4</b>	<b>5.2</b>	<b>5.5</b>
	Top 10 Average	5.5	5.8	5.9	6.0	6.0	5.8	6.1
	Bottom 10 Average	4.5	4.7	4.7	4.6	4.7	4.6	4.9
A. FRB - Major Currency Index	<b>CONSENSUS</b>	<b>90.4</b>	<b>90.0</b>	<b>89.9</b>	<b>89.9</b>	<b>90.0</b>	<b>90.0</b>	<b>90.4</b>
	Top 10 Average	94.7	94.8	95.0	95.1	95.3	95.0	95.4
	Bottom 10 Average	86.9	85.8	85.4	85.5	85.6	85.8	86.1
		-----Year-Over-Year, % Change-----					Five-Year Averages	
		2019	2020	2021	2022	2023	2019-2023	2024-2028
B. Real GDP	<b>CONSENSUS</b>	<b>2.2</b>	<b>1.9</b>	<b>2.0</b>	<b>2.0</b>	<b>2.0</b>	<b>2.0</b>	<b>2.0</b>
	Top 10 Average	2.5	2.4	2.5	2.4	2.3	2.4	2.4
	Bottom 10 Average	1.8	1.4	1.7	1.6	1.7	1.6	1.7
C. GDP Chained Price Index	<b>CONSENSUS</b>	<b>2.2</b>	<b>2.1</b>	<b>2.1</b>	<b>2.1</b>	<b>2.1</b>	<b>2.1</b>	<b>2.1</b>
	Top 10 Average	2.5	2.3	2.3	2.3	2.3	2.3	2.3
	Bottom 10 Average	1.8	1.9	1.9	2.0	1.9	1.9	1.9
D. Consumer Price Index	<b>CONSENSUS</b>	<b>2.3</b>	<b>2.3</b>	<b>2.3</b>	<b>2.2</b>	<b>2.2</b>	<b>2.3</b>	<b>2.2</b>
	Top 10 Average	2.7	2.6	2.6	2.4	2.4	2.5	2.4
	Bottom 10 Average	1.9	1.9	2.0	2.0	2.0	2.0	2.0



Databank:

**2017 Historical Data**

Monthly Indicator	Jan	Feb	Mar	Apr	May	Jun	Jly	Aug	Sep	Oct	Nov	Dec
Retail and Food Service Sales (a)	0.5	-0.2	0.1	0.3	0.0	-0.1	0.5	-0.1	1.9	0.2		
Auto & Light Truck Sales (b)	17.33	17.33	16.72	16.97	16.70	16.61	16.69	16.02	18.47	18.00		
Personal Income (a, current \$)	0.4	0.5	0.3	0.1	0.3	0.0	0.3	0.2	0.4			
Personal Consumption (a, current \$)	0.2	0.1	0.5	0.3	0.2	0.1	0.4	0.1	1.0			
Consumer Credit (e)	3.1	5.2	4.7	3.9	5.8	3.7	5.7	4.2	6.6			
Consumer Sentiment (U. of Mich.)	98.5	96.3	96.9	97.0	97.1	95.1	93.4	96.8	95.1	100.7	98.5	
Household Employment (c)	-30	447	472	156	-233	245	345	-74	906	-484		
Non-farm Payroll Employment (c)	216	232	50	207	145	210	189	208	18	261		
Unemployment Rate (%)	4.8	4.7	4.5	4.4	4.3	4.4	4.3	4.4	4.2	4.1		
Average Hourly Earnings (All, cur. \$)	26.02	26.10	26.13	26.18	26.22	26.27	26.39	26.42	26.54	26.53		
Average Workweek (All, hrs.)	34.4	34.3	34.3	34.5	34.4	34.5	34.5	34.4	34.4	34.4		
Industrial Production (d)	0.0	0.4	1.4	2.0	2.2	2.0	1.9	1.6	2.1	2.8		
Capacity Utilization (%)	75.7	75.8	75.9	76.6	76.6	76.6	76.5	76.1	76.4	77.0		
ISM Manufacturing Index (g)	56.0	57.7	57.2	54.8	54.9	57.8	56.3	58.8	60.8	58.7		
ISM Non-Manufacturing Index (g)	56.5	57.6	55.2	57.5	56.9	57.4	53.9	55.3	59.8	60.1		
Housing Starts (b)	1.236	1.288	1.189	1.154	1.129	1.217	1.185	1.172	1.135	1.290		
Housing Permits (b)	1.300	1.219	1.260	1.228	1.168	1.275	1.230	1.272	1.225	1.297		
New Home Sales (1-family, c)	599	615	638	590	606	614	582	561	667			
Construction Expenditures (a)	0.8	1.9	0.3	-1.8	1.6	-0.8	-0.9	0.1	0.3			
Consumer Price Index (nsa., d)	2.5	2.7	2.4	2.2	1.9	1.6	1.7	1.9	2.2	2.0		
CPI ex. Food and Energy (nsa., d)	2.3	2.2	2.0	1.9	1.7	1.7	1.7	1.7	1.7	1.8		
Producer Price Index (n.s.a., d)	1.7	2.0	2.2	2.5	2.3	1.9	1.9	2.4	2.6	2.8		
Durable Goods Orders (a)	2.4	1.4	2.4	-0.8	0.0	6.4	-6.8	2.1	2.2	-1.2		
Leading Economic Indicators (g)	0.6	0.5	0.4	0.2	0.3	0.6	0.3	0.4	0.1	1.2		
Balance of Trade & Services (f)	-48.8	-44.5	-44.8	-47.4	-46.4	-43.5	-43.6	-42.8	-43.5			
Federal Funds Rate (%)	0.65	0.66	0.76	0.90	0.90	1.03	1.15	1.15	1.16	1.15		
3-Mo. Treasury Bill Rate (%)	0.51	0.53	0.73	0.80	0.90	1.02	1.09	1.04	1.06	1.09		
10-Year Treasury Note Yield (%)	2.43	2.43	2.47	2.30	2.31	2.19	2.32	2.33	2.28	2.36		

**2016 Historical Data**

Monthly Indicator	Jan	Feb	Mar	Apr	May	Jun	Jly	Aug	Sep	Oct	Nov	Dec
Retail and Food Service Sales (a)	-1.0	0.7	0.0	0.8	0.3	0.8	0.0	-0.1	1.0	0.6	0.1	0.9
Auto & Light Truck Sales (b)	17.64	17.51	16.77	17.49	17.22	16.99	17.75	17.13	17.65	17.80	17.56	18.05
Personal Income (a, current \$)	0.0	-0.1	0.3	0.5	0.3	0.3	0.4	0.2	0.4	0.4	0.2	0.3
Personal Consumption (a, current \$)	0.1	0.2	0.0	1.1	0.3	0.5	0.4	0.1	0.7	0.5	0.3	0.6
Consumer Credit (e)	4.4	4.4	9.9	5.7	7.5	4.8	5.8	9.0	6.9	5.2	8.3	4.5
Consumer Sentiment (U. of Mich.)	92.0	91.7	91.0	89.0	94.7	93.5	90.0	89.8	91.2	87.2	93.8	98.2
Household Employment (c)	503	510	258	-273	30	32	456	109	271	-24	146	63
Non-Farm Payroll Employment (c)	126	237	225	153	43	297	291	176	249	124	164	155
Unemployment Rate (%)	4.9	4.9	5.0	5.0	4.7	4.9	4.9	4.9	4.9	4.8	4.6	4.7
Average Hourly Earnings (All, cur. \$)	25.37	25.38	25.46	25.54	25.59	25.62	25.71	25.74	25.81	25.90	25.91	25.97
Average Workweek (All, hrs.)	34.6	34.5	34.4	34.4	34.4	34.4	34.4	34.3	34.4	34.4	34.3	34.4
Industrial Production (d)	-2.0	-2.0	-2.5	-1.7	-1.4	-0.9	-1.2	-1.3	-1.2	-0.8	-0.5	0.9
Capacity Utilization (%)	76.1	75.9	75.4	75.6	75.6	75.8	75.9	75.8	75.6	75.7	75.5	76.0
ISM Manufacturing Index (g)	48.2	49.7	51.7	50.7	51.0	52.8	52.3	49.4	51.7	52.0	53.5	54.5
ISM Non-Manufacturing Index (g)	53.5	54.3	54.9	55.7	53.6	56.1	54.9	51.7	56.6	54.6	56.2	56.6
Housing Starts (b)	1.123	1.209	1.128	1.164	1.119	1.190	1.223	1.164	1.062	1.328	1.149	1.268
Housing Permits (b)	1.193	1.195	1.115	1.163	1.178	1.193	1.175	1.200	1.270	1.285	1.255	1.266
New Home Sales (1-family, c)	520	525	533	566	560	559	627	567	570	577	579	548
Construction Expenditures (a)	-0.3	1.4	1.6	-2.9	0.1	0.9	0.5	0.5	-0.2	0.8	1.5	-0.2
Consumer Price Index (s.a., d)	1.4	1.0	0.9	1.1	1.0	1.0	0.8	1.1	1.5	1.6	1.7	2.1
CPI ex. Food and Energy (s.a., d)	2.2	2.3	2.2	2.1	2.2	2.2	2.2	2.3	2.2	2.1	2.1	2.2
Producer Price Index (n.s.a., d)	0.0	0.1	-0.1	0.2	0.0	0.2	0.0	0.0	0.6	1.1	1.3	1.7
Durable Goods Orders (a)	4.3	-3.3	2.0	3.2	-2.9	-4.3	3.6	0.2	0.3	5.0	-4.7	-0.9
Leading Economic Indicators (g)	-0.2	0.1	0.1	0.5	-0.2	0.2	0.5	-0.2	0.3	0.2	0.2	0.6
Balance of Trade & Services (f)	-43.4	-45.3	-37.4	-38.4	-41.5	-43.8	-41.3	-41.1	-38.5	-43.1	-46.4	-44.6
Federal Funds Rate (%)	0.34	0.38	0.36	0.37	0.37	0.38	0.39	0.40	0.40	0.40	0.41	0.54
3-Mo. Treasury Bill Rate (%)	0.26	0.31	0.29	0.23	0.27	0.27	0.30	0.30	0.29	0.33	0.45	0.51
10-Year Treasury Note Yield (%)	2.09	1.78	1.89	1.81	1.81	1.64	1.50	1.56	1.63	1.76	2.14	2.49

(a) month-over-month % change; (b) millions, saar; (c) month-over-month change, thousands; (d) year-over-year % change; (e) annualized % change; (f) \$ billions; (g) level. Most series are subject to frequent government revisions. Use with care.

## Calendar Of Upcoming Economic Data Releases

Monday	Tuesday	Wednesday	Thursday	Friday
<b>27</b> Markit Services PMI (Nov, Flash) New Home Sales (Oct) Dallas Fed Manufacturing survey (Nov)	<b>28</b> Advance Economic Indicators (Oct) S&P/Case-Shiller Home Price Index (Sep) FHFA Home Price Survey (Sep, Conference Board) Dallas Fed Services (Nov) Richmond Fed Services (Nov)	<b>29</b> Real GDP (Q3, Second) Pending Home Sales (Oct) Beige Book EIA Crude Oil Stocks Mortgage Applications	<b>30</b> Personal Income and Consumption (Oct) Chicago PMI (Nov) Weekly Jobless Claims Weekly Money Supply	<b>December 1</b> Markit Manufacturing PMI (Nov, Final) ISM Manufacturing (Nov) Construction spending (Oct) Light Vehicle Sales (Nov)
<b>4</b> Factory Orders (Oct)	<b>5</b> International Trade (Oct) Markit Services PMI (Nov, Final) ISM Non-Manufacturing (Nov) QFR (Q3)	<b>6</b> ADP Employment (Nov) Productivity and Costs (Q3) EIA Crude Oil Stocks Mortgage Applications	<b>7</b> Quarterly Spending Survey (Q3) Consumer Spending (Oct) Weekly Jobless Claims Weekly Money Supply	<b>8</b> Employment (Nov) Consumer Sentiment (Dec, Preliminary) Wholesale Trade (Oct)
<b>11</b> JOLTS (Oct)	<b>12</b> <b>FOMC Meeting</b> NFIB survey (Nov) Producer Price Index (Nov) Federal Budget (Nov)	<b>13</b> <b>FOMC Meeting</b> <b>Statement and projections (2:00 pm)</b> <b>Press conference (2:30)</b> Consumer Price Index (Nov) EIA Crude Oil Stocks Mortgage Applications	<b>14</b> Retail Sales (Nov) IHSMarkit Manufacturing PMI (Dec, flash) Import Prices (Nov) Business Inventories (Oct) Weekly Jobless Claims Weekly Money Supply	<b>15</b> Industrial Production (Nov) Empire State Manufacturing (Dec) TIC data (Oct)
<b>18</b> IHSMarkit Services PMI (Dec, flash) NAHB survey (Dec) Business Leaders Survey (Dec)	<b>19</b> Housing Starts (Nov) Current Account (Q3)	<b>20</b> Existing Home Sales (Nov) EIA Crude Oil Stocks Mortgage Applications	<b>21</b> Real GDP (Q3, Third estimate) Philadelphia Fed Manufacturing survey (Dec) FHFA home price survey (Oct) Weekly Jobless Claims Weekly Money Supply	<b>22</b> Personal Income and Consumption (Nov) Durable Goods (Nov) New Home Sales (Nov) Philadelphia Fed manufacturing survey (Dec) Consumer Sentiment (Dec, final, University of Michigan) Kansas City Fed Survey (Nov)
<b>25</b> <b>Christmas Day</b> <b>Markets Closed</b>	<b>26</b> S&P/Case-Shiller Home Price Index (Oct) Consumer Confidence (Dec, Conference Board) Dallas Fed Manufacturing (Dec) Richmond Fed Surveys (Dec)	<b>27</b> Pending Home Sales (Nov) Dallas Fed Services (Dec) EIA Crude Oil Stocks	<b>28</b> Chicago PMI (Dec) Advance Economic Indicators (Nov) Weekly Jobless Claims Weekly Money Supply	<b>29</b>
<b>January 1</b> <b>New Year's Day</b> <b>Markets Closed</b>	<b>2</b> IHSMarkit Manufacturing PMI (Dec, Final)	<b>3</b> ISM Manufacturing (Dec) Construction Spending (Nov) Light Vehicle Sales (Dec) EIA Crude Oil Stocks <b>FOMC Minutes</b>	<b>4</b> ADP Employment (Dec) IHSMarkit Services PMI (Dec, Final) Weekly Jobless Claims Weekly Money Supply	<b>5</b> Employment (Dec) International Trade (Nov) ISM Non-Manufacturing (Dec) Factory Orders (Nov)

**BLUE CHIP FORECASTERS****CONTRIBUTORS TO DOMESTIC SURVEY**

Action Economics, LLC, Boulder, CO  
 Michael Englund  
 AIG, New York, NY  
 Henry Mo, Jerry Cai  
 Amherst Pierpont Securities, Stamford, CT  
 Stephen Stanley  
 Bank of America Merrill Lynch, New York, NY  
 Ethan Harris  
 Barclays, New York, NY  
 Michael Gapen  
 BMO Capital Markets Economics, Toronto, Canada  
 Douglas Porter  
 BNP Paribas North America, New York, NY  
 Paul Mortimer-Lee, Bricklin Dwyer, Laura Rosner, and  
 Derek Lindsey  
 Chase Wealth Management, New York, NY  
 Anthony Chan  
 Chmura Economics & Analytics, Richmond, VA  
 Christine Chmura and Xiaobing Shuai  
 Comerica, Dallas, TX  
 Robert A. Dye  
 Cycledata Corp., San Diego, CA  
 Robert S. Powers  
 Daiwa Capital Markets America, New York, NY  
 Michael Moran  
 DePrince & Associates, Murfreesboro, TN  
 Albert E. DePrince Jr.  
 DS Economics, LLC, Chicago, IL  
 Diane Swonk  
 Economist Intelligence Unit, New York, NY  
 Leo Abruzzese and Jan Friederich  
 Fannie Mae, Washington, DC  
 Douglas Duncan  
 Georgia State University, Atlanta, GA  
 Rajeev Dhawan  
 GLC Financial Economics, Providence, RI  
 Gary L. Ciminero  
 Goldman, Sachs & Co., New York, NY  
 Jan Hatzius  
 High Frequency Economics, Valhalla NY  
 James O'Sullivan  
 J.P. Morgan Chase, New York, NY  
 Bruce Kasman  
 Loomis, Sayles & Company, L.P., Boston, MA  
 Brian Horrigan  
 MacroFin Analytics, Wayne, NJ  
 Parul Jain  
 Moody's Analytics, West Chester, PA  
 Mark M. Zandi  
 Moody's Capital Markets Group, New York, NY  
 John Lonski  
 MUFG Union Bank, New York, NY  
 Christopher S. Rupkey

Naroff Economic Advisors, Philadelphia, PA  
 Joel L. Naroff  
 National Association of Realtors, Washington, DC  
 Lawrence Yun and George Ratiu  
 NatWest Markets, Greenwich, CT  
 Michelle Girard and Kevin Cummins  
 Nomura Securities International, Inc., New York, NY  
 Lewis Alexander  
 Oxford Economics, New York, NY  
 Gregory Daco  
 PNC Financial Services Group, Pittsburgh, PA  
 Gus Faucher  
 RBC Capital Markets, New York, NY  
 Thomas Porcelli  
 RDQ Economics, New York, NY  
 John Ryding and Conrad DeQuadros  
 Regions Financial Corporation, Birmingham, AL  
 Richard F. Moody  
 RidgeWorth Capital Management, Richmond, VA  
 Alan Gayle  
 Scotiabank Group, Toronto, Canada  
 Jean-Francois Perrault and Brett House  
 Societe Generale, NY, New York  
 Stephen W. Gallagher  
 S&P Global, New York, NY  
 Beth Ann Bovino  
 Stone Harbor Investment Partners, LP, New York, NY  
 Brian Keyser  
 Swiss Re, New York, NY  
 Kurt Karl  
 The Northern Trust Company, Chicago, IL  
 Carl Tannenbaum  
 UBS AG, New York, NY  
 Samuel Coffin  
 Wells Capital Management, San Francisco, CA  
 Gary Schlossberg  
 Wells Fargo, Charlotte, NC  
 John Silvia and Mark Vitner

**CONTRIBUTORS TO INTERNATIONAL SURVEY**

AIG, New York, NY  
 Barclays Capital, New York, NY  
 BNP Paribas Americas, New York, NY  
 IHS-Markit, London, U.K.  
 ING Financial Markets, London, England  
 Mizuho Research Institute, Tokyo, Japan  
 Moody's Analytics, West Chester, PA  
 Moody's Capital Markets Group, New York, NY  
 Nomura Securities International, New York, NY  
 Oxford Economics, Wayne, PA  
 Scotiabank Group, Toronto, Canada  
 UBS, New York, NY  
 Wells Fargo, Charlotte, NC