










**Legend**

-  Crowded Ridge Wind Collector Substation (proposed)
-  Crowded Ridge Wind II Collector Substation (proposed)
-  Existing POI Substation
-  Crowded Ridge Wind Transmission Line (subject of this application)
-  Crowded Ridge Wind II Transmission Line
-  Project Study Area (1-mile)
-  Crowded Ridge Wind Project Boundary (proposed)
-  Crowded Ridge Wind II Project Boundary (proposed)
-  12-acre Land Parcel Containing Reactor Station