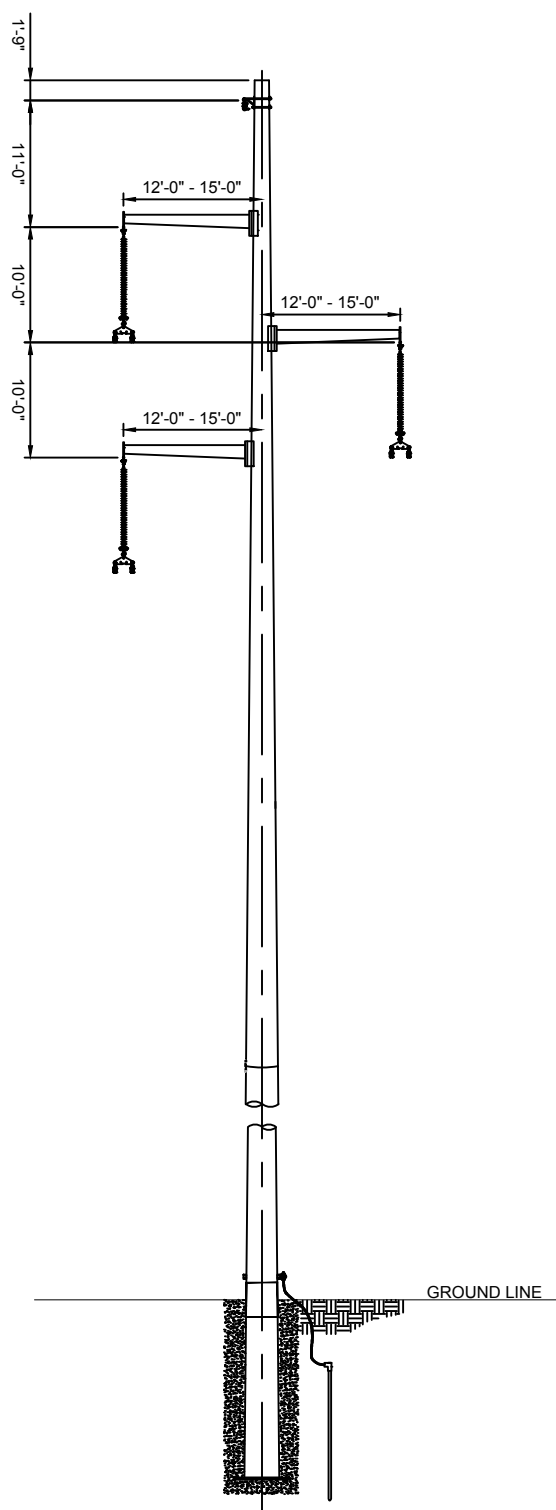


THIS DOCUMENT IS PRELIMINARY IN NATURE AND IS NOT A FINAL, SIGNED AND SEALED DOCUMENT.



NOTES:  
1. DIMENSIONS AND GENERAL CONFIGURATION SHOWN ARE BASED ON PRELIMINARY DESIGN INFORMATION AND ARE SUBJECT TO MINOR VARIATIONS IF REQUIRED DURING DETAILED DESIGN.



9400 WARD PARKWAY, KANSAS CITY, MO 64114

PROJECT 98748

CROWNED RIDGE WIND, LLC  
700 UNIVERSE BLVD.  
JUNO BEACH, FL 33408

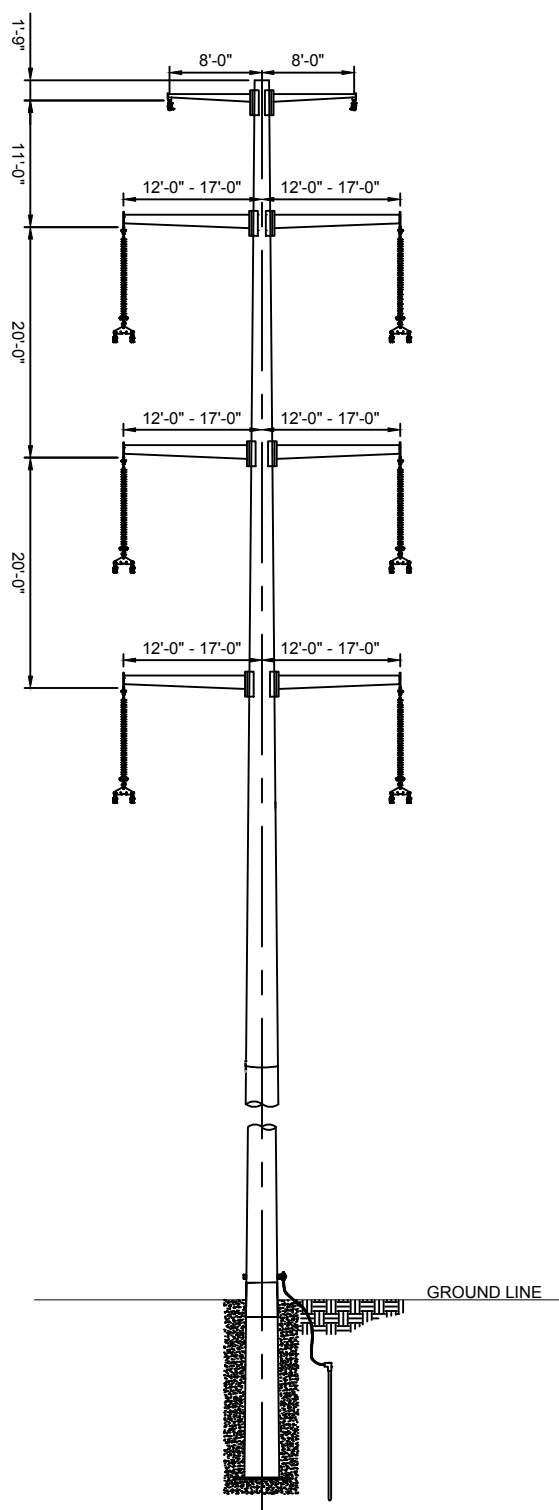
CROWNED RIDGE 1 230kV T/L PROJECT  
EXHIBIT DRAWING  
TYPICAL STRUCTURE LAYOUT  
MONOPOLE TANGENT  
SINGLE-CIRCUIT OPTION

A	9/6/17	MSP	JPC	ISSUED FOR SD PUC APPLICATION
no.	date	by	ckd	description

date	9/6/2017	detailed	M. PEPICH
designed	M. PEPICH	checked	A. OVERSCHMIDT

drawing	CR1-00946	sheet	1	rev.	A
---------	-----------	-------	---	------	---

THIS DOCUMENT IS PRELIMINARY IN NATURE AND IS NOT A FINAL, SIGNED AND SEALED DOCUMENT.



NOTES:  
1. DIMENSIONS AND GENERAL CONFIGURATION SHOWN ARE BASED ON PRELIMINARY DESIGN INFORMATION AND ARE SUBJECT TO MINOR VARIATIONS IF REQUIRED DURING DETAILED DESIGN.



9400 WARD PARKWAY, KANSAS CITY, MO 64114

PROJECT 98748

CROWNED RIDGE WIND, LLC  
700 UNIVERSE BLVD.  
JUNO BEACH, FL 33408

CROWNED RIDGE 1 230kV T/L PROJECT  
EXHIBIT DRAWING  
TYPICAL STRUCTURE LAYOUT  
DOUBLE-CIRCUIT MONOPOLE TANGENT  
DOUBLE-CIRCUIT OPTION

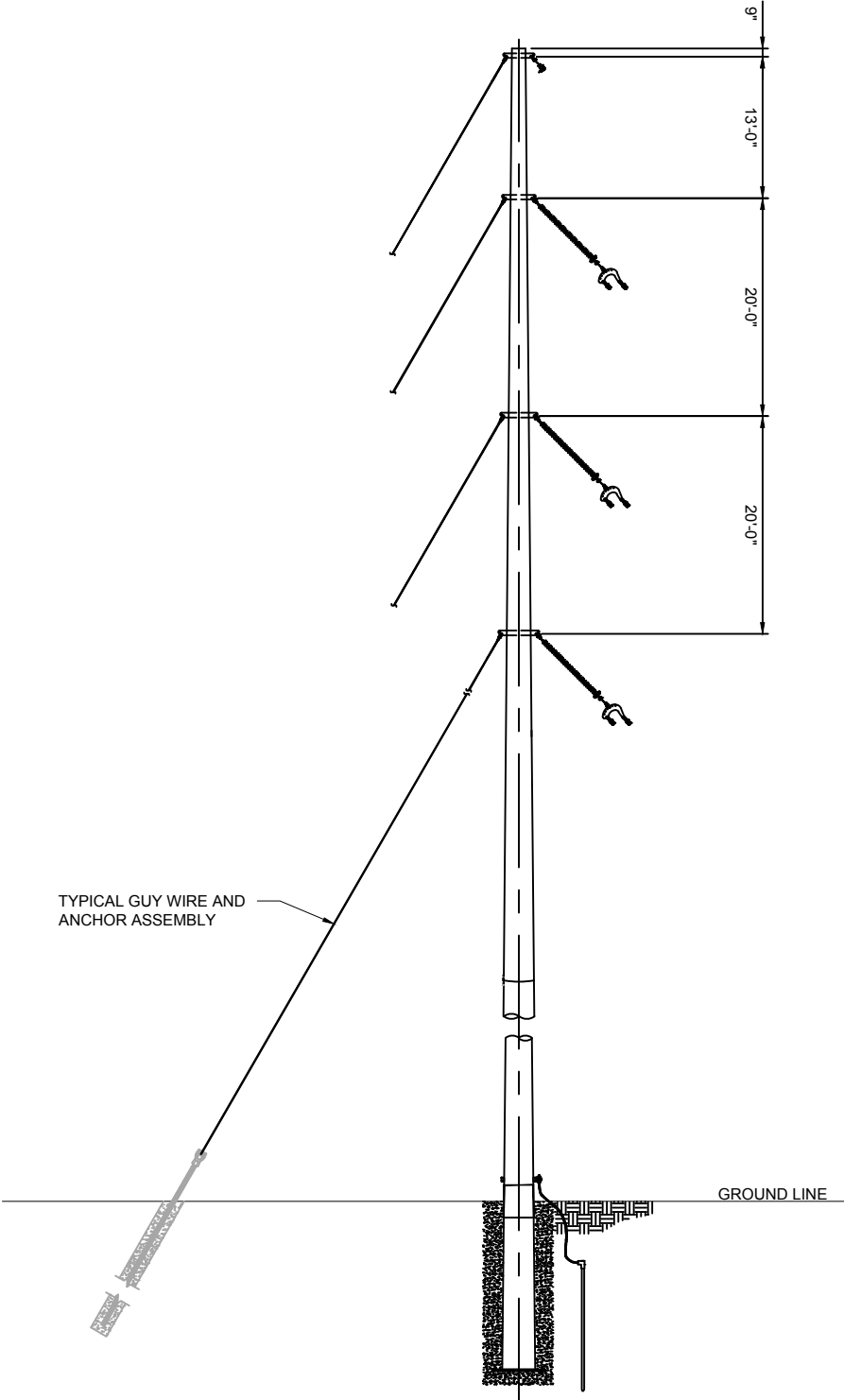
A	9/6/17	MSP	JPC	ISSUED FOR SD PUC APPLICATION
no.	date	by	ckd	description

date	9/6/2017	detailed	M. PEPICH
designed	M. PEPICH	checked	A. OVERSCHMIDT

drawing	CR1-00946
---------	-----------

sheet	2	rev.	A
-------	---	------	---

THIS DOCUMENT IS PRELIMINARY IN NATURE AND  
IS NOT A FINAL, SIGNED AND SEALED DOCUMENT.



NOTES:  
1. DIMENSIONS AND GENERAL CONFIGURATION SHOWN ARE BASED ON  
PRELIMINARY DESIGN INFORMATION AND ARE SUBJECT TO MINOR  
VARIATIONS IF REQUIRED DURING DETAILED DESIGN.



9400 WARD PARKWAY, KANSAS CITY, MO 64114

PROJECT 98748

CROWNED RIDGE WIND, LLC  
700 UNIVERSE BLVD.  
JUNO BEACH, FL 33408

CROWNED RIDGE 1 230KV T/L PROJECT  
EXHIBIT DRAWING  
TYPICAL STRUCTURE LAYOUT  
MONOPOLE GUYED RUNNING ANGLE  
SINGLE-CIRCUIT OPTION

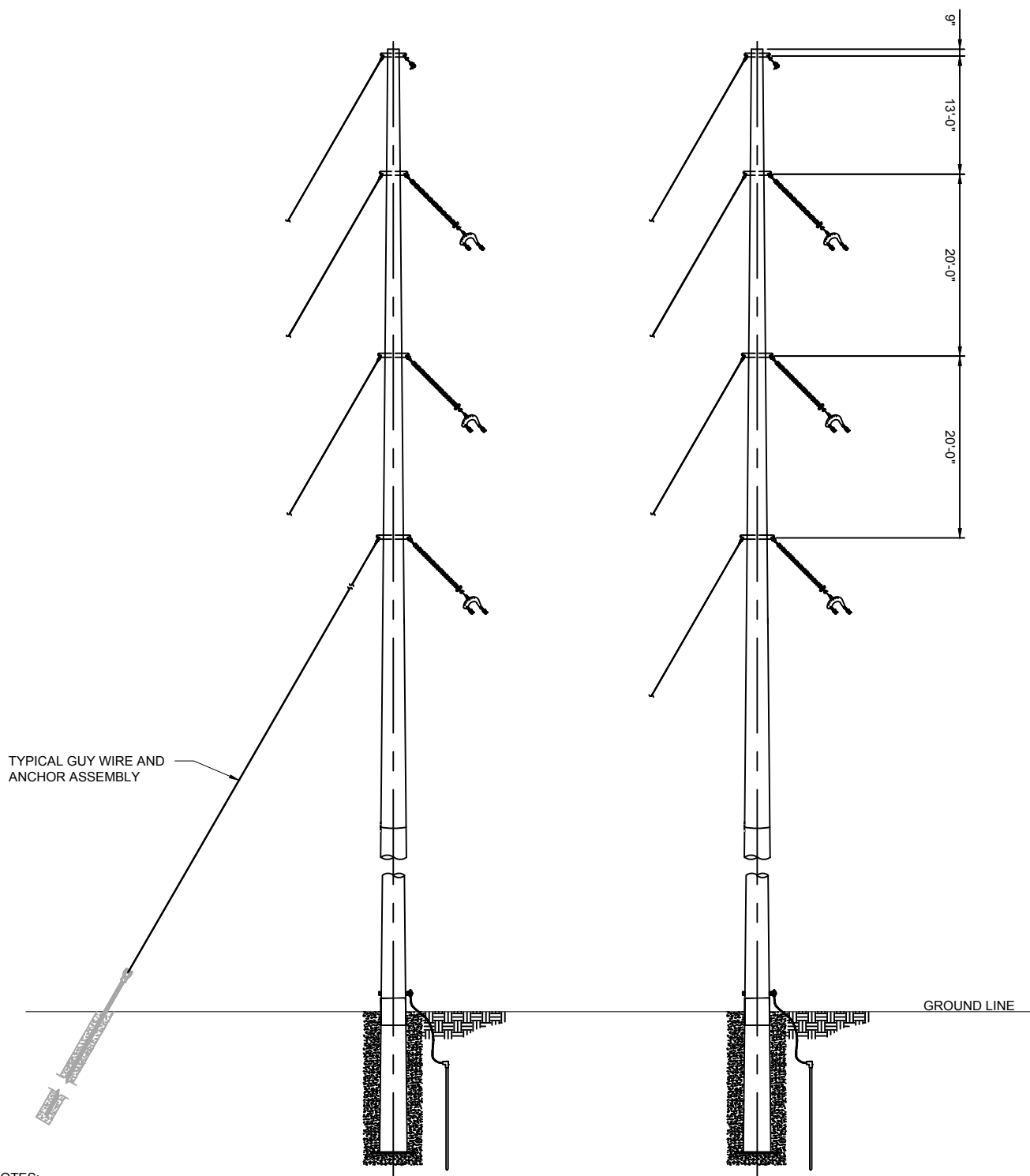
A	9/6/17	MSP	JPC	ISSUED FOR SD PUC APPLICATION
no.	date	by	ckd	description

date	9/6/2017	detailed	M. PEPICH
designed	M. PEPICH	checked	A. OVERSCHMIDT

drawing  
CR1-00947

sheet	rev.
1	A

THIS DOCUMENT IS PRELIMINARY IN NATURE AND  
IS NOT A FINAL, SIGNED AND SEALED DOCUMENT.



NOTES:  
1. DIMENSIONS AND GENERAL CONFIGURATION SHOWN ARE BASED ON  
PRELIMINARY DESIGN INFORMATION AND ARE SUBJECT TO MINOR  
VARIATIONS IF REQUIRED DURING DETAILED DESIGN.



9400 WARD PARKWAY, KANSAS CITY, MO 64114

PROJECT 98748

date  
9/6/2017

designed  
M. PEPICH

detailed  
M. PEPICH

checked  
A. OVERSCHMIDT

CROWNED RIDGE WIND, LLC  
700 UNIVERSE BLVD.  
JUNO BEACH, FL 33408

CROWNED RIDGE 1 230KV T/L PROJECT  
EXHIBIT DRAWING  
TYPICAL STRUCTURE LAYOUT  
2-POLE GUYED RUNNING ANGLE  
DOUBLE-CIRCUIT OPTION

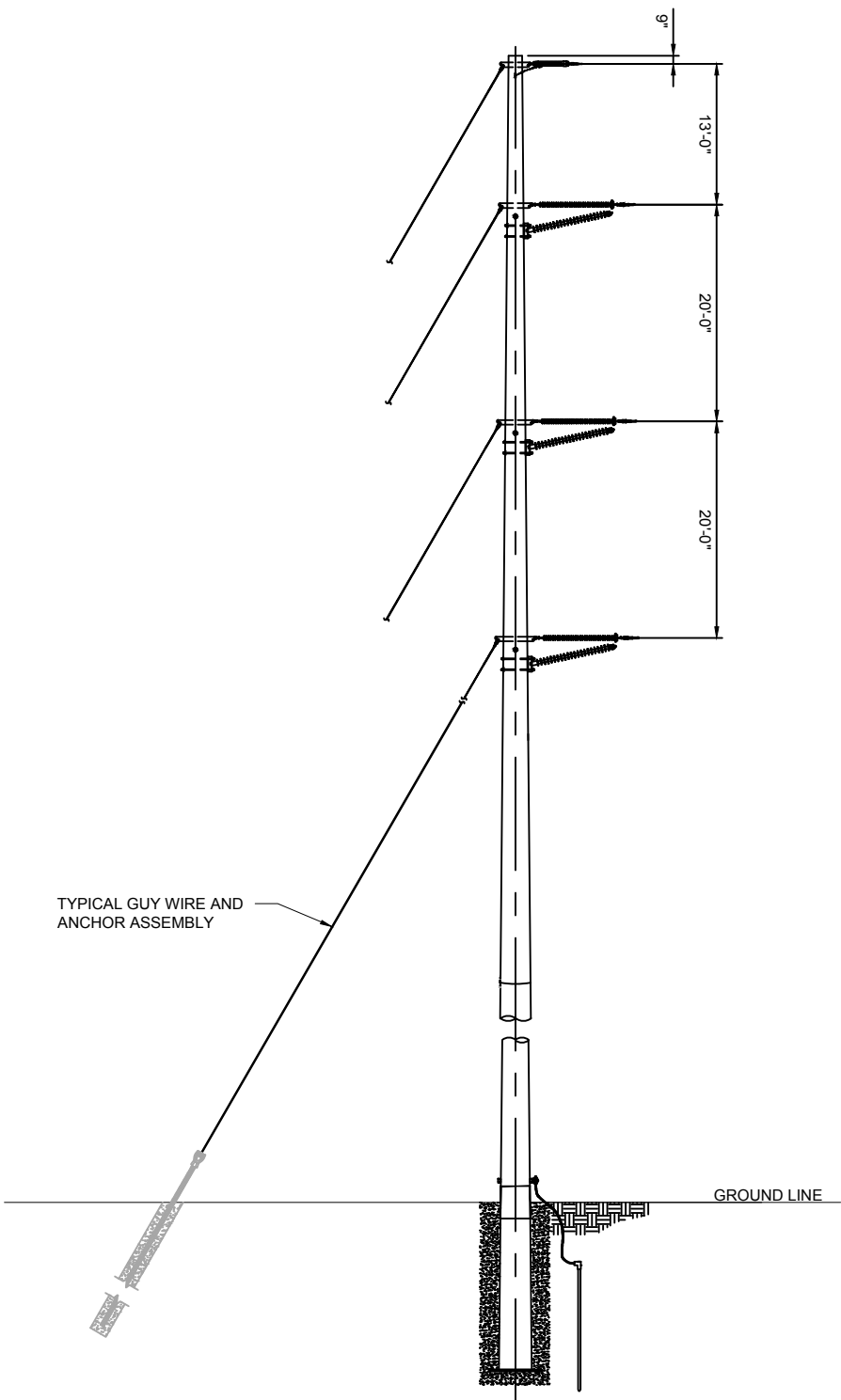
drawing  
CR1-00947

sheet  
2

rev.  
A

no.	date	by	ckd	description
A	9/6/17	MSP	JPC	ISSUED FOR SD PUC APPLICATION

THIS DOCUMENT IS PRELIMINARY IN NATURE AND  
IS NOT A FINAL, SIGNED AND SEALED DOCUMENT.



NOTES:  
1. DIMENSIONS AND GENERAL CONFIGURATION SHOWN ARE BASED ON  
PRELIMINARY DESIGN INFORMATION AND ARE SUBJECT TO MINOR  
VARIATIONS IF REQUIRED DURING DETAILED DESIGN.



9400 WARD PARKWAY, KANSAS CITY, MO 64114

PROJECT 98748

CROWNED RIDGE WIND, LLC  
700 UNIVERSE BLVD.  
JUNO BEACH, FL 33408

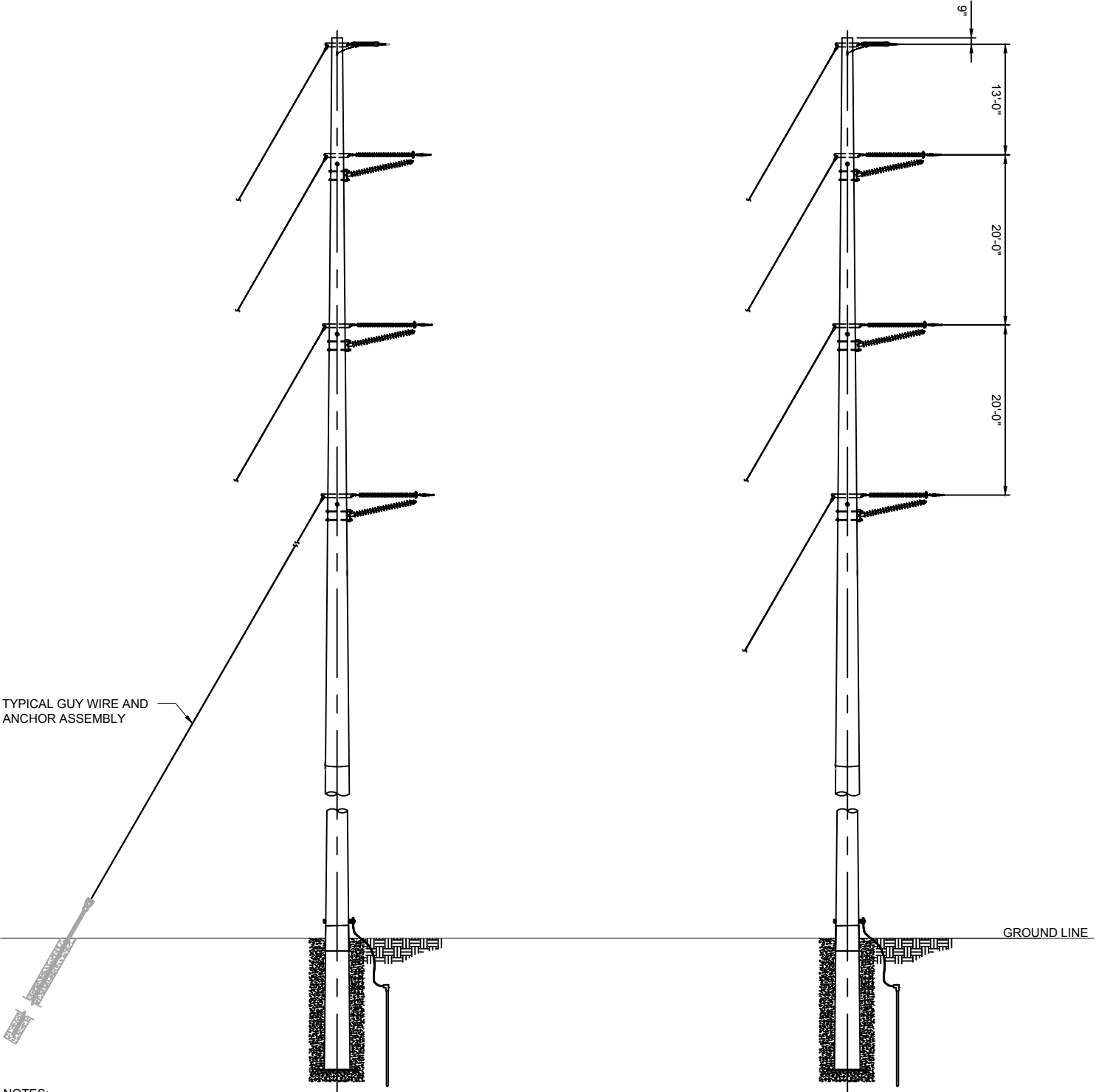
CROWNED RIDGE 1 230KV T/L PROJECT  
EXHIBIT DRAWING  
TYPICAL STRUCTURE LAYOUT  
MONOPOLE GUYED DEADEND  
SINGLE-CIRCUIT OPTION

no.	date	by	ckd	description
A	9/6/17	MSP	JPC	ISSUED FOR SD PUC APPLICATION

date	detailed
9/6/2017	M. PEPICH
designed	checked
M. PEPICH	A. OVERSCHMIDT

drawing	sheet	rev.
CR1-00948	1	A

THIS DOCUMENT IS PRELIMINARY IN NATURE AND IS NOT A FINAL, SIGNED AND SEALED DOCUMENT.



NOTES:  
1. DIMENSIONS AND GENERAL CONFIGURATION SHOWN ARE BASED ON PRELIMINARY DESIGN INFORMATION AND ARE SUBJECT TO MINOR VARIATIONS IF REQUIRED DURING DETAILED DESIGN.

COPYRIGHT © 2017 BURNS & MCDONNELL ENGINEERING COMPANY, INC.



9400 WARD PARKWAY, KANSAS CITY, MO 64114

PROJECT 98748

CROWNED RIDGE WIND, LLC  
700 UNIVERSE BLVD.  
JUNO BEACH, FL 33408

CROWNED RIDGE 1 230kV T/L PROJECT  
EXHIBIT DRAWING  
TYPICAL STRUCTURE LAYOUT  
2-POLE GUYED DEADEND  
DOUBLE-CIRCUIT OPTION

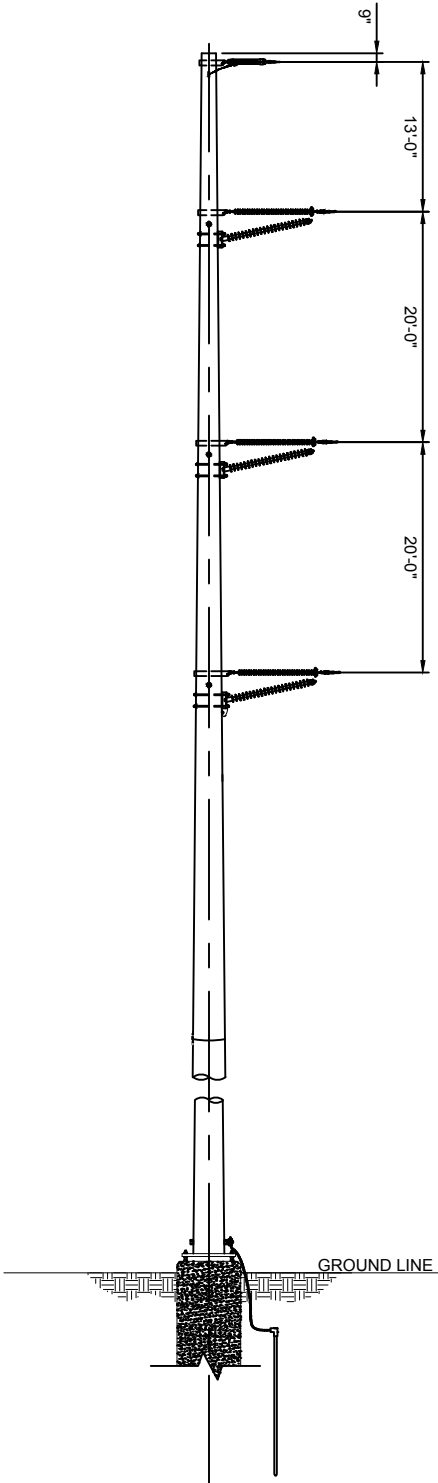
A	9/6/17	MSP	JPC	ISSUED FOR SD PUC APPLICATION
no.	date	by	ckd	description

date	9/6/2017	detailed	M. PEPICH
designed	M. PEPICH	checked	A. OVERSCHMIDT

drawing	CR1-00948
---------	-----------

sheet	2	rev.	A
-------	---	------	---

THIS DOCUMENT IS PRELIMINARY IN NATURE AND IS NOT A FINAL, SIGNED AND SEALED DOCUMENT.



NOTES:  
1. DIMENSIONS AND GENERAL CONFIGURATION SHOWN ARE BASED ON PRELIMINARY DESIGN INFORMATION AND ARE SUBJECT TO MINOR VARIATIONS IF REQUIRED DURING DETAILED DESIGN.



9400 WARD PARKWAY, KANSAS CITY, MO 64114

PROJECT 98748

CROWNED RIDGE WIND, LLC  
700 UNIVERSE BLVD.  
JUNO BEACH, FL 33408


CROWNED RIDGE 1 230KV T/L PROJECT  
EXHIBIT DRAWING  
TYPICAL STRUCTURE LAYOUT  
MONOPOLE SELF-SUPPORTED DEADEND  
SINGLE-CIRCUIT OPTION

A	9/6/17	MSP	JPC	ISSUED FOR SD PUC APPLICATION
no.	date	by	ckd	description

date	9/6/2017	detailed	M. PEPICH
designed	M. PEPICH	checked	A. OVERSCHMIDT

drawing	CR1-00949	sheet	1	rev.	A
---------	-----------	-------	---	------	---

THIS DOCUMENT IS PRELIMINARY IN NATURE AND IS NOT A FINAL, SIGNED AND SEALED DOCUMENT.



NOTES:  
1. DIMENSIONS AND GENERAL CONFIGURATION SHOWN ARE BASED ON PRELIMINARY DESIGN INFORMATION AND ARE SUBJECT TO MINOR VARIATIONS IF REQUIRED DURING DETAILED DESIGN.



9400 WARD PARKWAY, KANSAS CITY, MO 64114

PROJECT 98748

date  
9/6/2017

designed  
M. PEPICH

detailed  
M. PEPICH

checked  
A. OVERSCHMIDT

CROWNED RIDGE WIND, LLC  
700 UNIVERSE BLVD.  
JUNO BEACH, FL 33408

CROWNED RIDGE 1 230KV T/L PROJECT  
EXHIBIT DRAWING  
TYPICAL STRUCTURE LAYOUT  
2-POLE SELF-SUPPORTED DEADEND  
DOUBLE-CIRCUIT OPTION

drawing  
CR1-00949

sheet  
2

rev.  
A