

Attachment No. 1



**HEARTLAND
GREENWAY**

EXHIBIT A
Glenn H. Scott Trust
HGS-SD-MI-1-080.000
Minnehaha County, SD






This exhibit is a mapping sketch
descriptive only of the size, shape
and location of corridor and does
not constitute a plat or survey of
the tract shown. For informational purposes only.

SUMMARY

PROPOSED LENGTH
1271.19 Feet
77.04 Rods

PROPOSED ACREAGE
1.46 Permanent Easement Acres
1.46 Temp Workspace Acres
0.23 ATWS Acres

LEGEND

-  Easement Centerline
-  Permanent Easement
-  TWS
-  ATWS
-  Tracts





**HEARTLAND
GREENWAY**

EXHIBIT A
Gaylin J. Scott Trust
HGS-SD-MI-1-085.000
Minnehaha County, SD

This exhibit is a mapping sketch
descriptive only of the size, shape
and location of corridor and does
not constitute a plat or survey of
the tract shown. For informational purposes only.

SUMMARY






PROPOSED LENGTH

1345.00 Feet
81.52 Rods

PROPOSED ACREAGE

1.54 Permanent Easement Acres
1.54 Temp Workspace Acres
0.00 ATWS Acres

LEGEND

-  Easement Centerline
-  Permanent Easement
-  TWS
-  ATWS
-  Tracts

