

# **Attachment No. 1**



**HEARTLAND  
GREENWAY**

EXHIBIT A

Verlyn and Anna Rentschler Living  
Trust  
HGS-SD-MO-1-040.000  
Moody County, SD

This exhibit is a mapping sketch  
descriptive only of the size, shape  
and location of corridor and does  
not constitute a plat or survey of  
the tract shown. For informational purposes only.

SUMMARY






PROPOSED LENGTH

1,759.66 Feet  
106.65 Rods

PROPOSED ACREAGE

2.02 Permanent Easement Acres  
2.12 Temp Workspace Acres  
0.43 ATWS Acres

LEGEND

-  Easement Centerline
-  Permanent Easement
-  TWS
-  ATWS
-  Tracts







**EXHIBIT A**  
Verlyn and Anna Rentschler Living  
Trust  
HGS-SD-MO-1-041.000  
Moody County, SD

This exhibit is a mapping sketch  
descriptive only of the size, shape  
and location of corridor and does  
not constitute a plat or survey of  
the tract shown. For informational purposes only.

**SUMMARY**






**PROPOSED LENGTH**

1,391.32 Feet  
84.32 Rods

**PROPOSED ACREAGE**

1.60 Permanent Easement Acres  
1.48 Temp Workspace Acres  
0.00 ATWS Acres

**LEGEND**

-  Easement Centerline
-  Permanent Easement
-  TWS
-  ATWS
-  Tracts

