

Attachment No. 1



**HEARTLAND
GREENWAY**

EXHIBIT A

Keith and Bonnie Myrlie Living Trust
HGS-SD-MI-1-082.000
Minnehaha County, SD

This exhibit is a mapping sketch
descriptive only of the size, shape
and location of corridor and does
not constitute a plat or survey of
the tract shown. For informational purposes only.

SUMMARY

PROPOSED LENGTH

1305.23 Feet
79.10 Rods

PROPOSED ACREAGE

1.50 Permanent Easement Acres
1.50 Temp Workspace Acres
0.00 ATWS Acres

LEGEND






-  Easement Centerline
-  Permanent Easement
-  TWS
-  ATWS
-  Tracts





EXHIBIT A
Keith and Bonnie Myrle Living Trust
HGS-SD-MI-1-083.000
Minnehaha County, SD

This exhibit is a mapping sketch descriptive only of the size, shape and location of corridor and does not constitute a plat or survey of the tract shown. For informational purposes only.

SUMMARY






PROPOSED LENGTH

1301.41 Feet
78.87 Rods

PROPOSED ACREAGE

1.49 Permanent Easement Acres
1.49 Temp Workspace Acres
0.23 ATWS Acres

LEGEND

-  Easement Centerline
-  Permanent Easement
-  TWS
-  ATWS
-  Tracts

