

Attachment No. 1



EXHIBIT A
Shirley Olson Living Trust
HGS-SD-LI-1.4-051.000
Lincoln County, SD

This exhibit is a mapping sketch descriptive only of the size, shape and location of corridor and does not constitute a plat or survey of the tract shown. For informational purposes only.

SUMMARY






PROPOSED LENGTH

1451.51 Feet
87.97 Rods

PROPOSED ACREAGE

1.67 Permanent Easement Acres
1.67 Temp Workspace Acres
0.16 ATWS Acres

LEGEND

-  Easement Centerline
-  Permanent Easement
-  TWS
-  ATWS
-  Tracts

