

# **Attachment No. 1**



**HEARTLAND  
GREENWAY**

**EXHIBIT A**

**Jarabek Special Spousal Living Trust  
HGS-SD-LI-1.4-041.000  
Lincoln County, SD**

This exhibit is a mapping sketch descriptive only of the size, shape and location of corridor and does not constitute a plat or survey of the tract shown. For informational purposes only.

**SUMMARY**






**PROPOSED LENGTH**

1320.99 Feet  
80.06 Rods

**PROPOSED ACREAGE**

1.52 Permanent Easement Acres  
1.52 Temp Workspace Acres  
0.24 ATWS Acres

**LEGEND**

-  Easement Centerline
-  Permanent Easement
-  TWS
-  ATWS
-  Tracts

