

# **Attachment No. 1**



**HEARTLAND  
GREENWAY**

EXHIBIT A  
Henry F. Burggraff  
HGS-SD-MO-1-050.000  
Moody County, SD

This exhibit is a mapping sketch descriptive only of the size, shape and location of corridor and does not constitute a plat or survey of the tract shown. For informational purposes only.

SUMMARY






PROPOSED LENGTH

3165.58 Feet  
191.85 Rods

PROPOSED ACREAGE

3.64 Permanent Easement Acres  
3.75 Temp Workspace Acres  
0.07 ATWS Acres

LEGEND

-  Easement Centerline
-  Permanent Easement
-  TWS
-  ATWS
-  Tracts







**HEARTLAND  
GREENWAY**

EXHIBIT A

Henry F. Burggraff Life Estate  
HGS-SD-MO-1-049.000  
Moody County, SD

This exhibit is a mapping sketch  
descriptive only of the size, shape  
and location of corridor and does  
not constitute a plat or survey of  
the tract shown. For informational purposes only.

SUMMARY






PROPOSED LENGTH

633.73 Feet  
38.41 Rods

PROPOSED ACREAGE

0.73 Permanent Easement Acres  
0.73 Temp Workspace Acres  
0.23 ATWS Acres

LEGEND

-  Easement Centerline
-  Permanent Easement
-  TWS
-  ATWS
-  Tracts

