

Attachment No. 1



**HEARTLAND
GREENWAY**

EXHIBIT A

Todd and Linda Dawley Living Trust
HGS-SD-MI-1-065.000
Minnehaha County, SD

This exhibit is a mapping sketch
descriptive only of the size, shape
and location of corridor and does
not constitute a plat or survey of
the tract shown. For informational purposes only.

SUMMARY






PROPOSED LENGTH

1619.87 Feet
98.17 Rods

PROPOSED ACREAGE

1.86 Permanent Easement Acres
1.65 Temp Workspace Acres
0.74 ATWS Acres

LEGEND

-  Easement Centerline
-  Permanent Easement
-  TWS
-  ATWS
-  Tracts





**HEARTLAND
GREENWAY**

EXHIBIT A

Todd and Linda Dawley Living Trust
HGS-SD-MI-1-068.000
Minnehaha County, SD

This exhibit is a mapping sketch
descriptive only of the size, shape
and location of corridor and does
not constitute a plat or survey of
the tract shown. For informational purposes only.

SUMMARY

PROPOSED LENGTH

696.63 Feet
42.22 Rods

PROPOSED ACREAGE

0.8 Permanent Easement Acres
0.56 Temp Workspace Acres
0.22 ATWS Acres

LEGEND






-  Easement Centerline
-  Permanent Easement
-  TWS
-  ATWS
-  Tracts





EXHIBIT A
Todd and Linda Dawley Living Trust
HGS-SD-MI-1-069.000
Minnehaha County, SD






This exhibit is a mapping sketch descriptive only of the size, shape and location of corridor and does not constitute a plat or survey of the tract shown. For informational purposes only.

SUMMARY

PROPOSED LENGTH
2412.74 Feet
146.23 Rods

PROPOSED ACREAGE
2.77 Permanent Easement Acres
2.77 Temp Workspace Acres
0.7 ATWS Acres

LEGEND

-  Easement Centerline
-  Permanent Easement
-  TWS
-  ATWS
-  Tracts

