

Attachment No. 1



**HEARTLAND
GREENWAY**

EXHIBIT A

Connie J. Beyer-LaLonde Living Trust
HGS-SD-MO-1-017.000
Moody County, SD

This exhibit is a mapping sketch descriptive only of the size, shape and location of corridor and does not constitute a plat or survey of the tract shown. For informational purposes only.

SUMMARY






PROPOSED LENGTH

2,788.34 Feet
168.99 Rods

PROPOSED ACREAGE

3.20 Permanent Easement Acres
3.20 Temp Workspace Acres
0.27 ATWS Acres

LEGEND

-  Easement Centerline
-  Permanent Easement
-  TWS
-  ATWS
-  Tracts





**HEARTLAND
GREENWAY**

EXHIBIT A

Connie J. Beyer-LaLonde Living Trust
HGS-SD-MO-1-018.000
Moody County, SD

This exhibit is a mapping sketch
descriptive only of the size, shape
and location of corridor and does
not constitute a plat or survey of
the tract shown. For informational purposes only.

SUMMARY






PROPOSED LENGTH

2,515.47 Feet
152.45 Rods

PROPOSED ACREAGE

2.89 Permanent Easement Acres
2.89 Temp Workspace Acres
0.23 ATWS Acres

LEGEND

-  Easement Centerline
-  Permanent Easement
-  TWS
-  ATWS
-  Tracts

