

# **Attachment No. 1**



**HEARTLAND  
GREENWAY**

### EXHIBIT A

Denis and Janet Andersen Living Trust  
HGS-SD-MI-1-057.000  
Minnehaha County, SD

This exhibit is a mapping sketch  
descriptive only of the size, shape  
and location of corridor and does  
not constitute a plat or survey of  
the tract shown. For informational purposes only.

### SUMMARY






#### PROPOSED LENGTH

1278.55 Feet  
77.49 Rods

#### PROPOSED ACREAGE

1.47 Permanent Easement Acres  
1.47 Temp Workspace Acres  
0.23 ATWS Acres

### LEGEND

-  Easement Centerline
-  Permanent Easement
-  TWS
-  ATWS
-  Tracts

