

EXHIBIT "B"

**User Guide Notice
And
2013 Annual Bill Notice**

Calling Features*

- Anonymous Call Rejection
- Automatic Call Back
- Automatic Recall
- Caller Block
- Call Forwarding
- Call Waiting
- Caller ID
- Distinctive Ring and Call Waiting Tone
- Call Forwarding Remote Access
- Selective Call Acceptance
- Selective Call Forwarding
- Selective Call Rejection
- Speed Calling (1-Digit)
- Three-Way Calling

South Dakota Customers May Be Eligible for the Lifeline / Linkup Program*

Individuals and families who live in the WOW! communities of Alsen, Belle Fourche, Black Hawk, Davis, Deadwood, Hurley, Flyger, Irene, Lead, Volin, Wakonda, Gayville, Monroe, Parker, Worthing, Lennox, Chancellor, Spearfish, St. Onge, Rural Beresford, or Whitewood and are receiving assistance benefits or have a low or fixed income may be eligible to receive discounted telephone installation and/or service.

Please contact WOW!'s customer support for more information on the Lifeline/Linkup program.

*Services vary by region




WOW! 

CUSTOM CALLING FEATURES

Anonymous Call Rejection*




Lets you refuse calls from anyone who has blocked their telephone number.

To use this feature:

1. Pick up the handset. When you hear a dial tone, press   .
2. Listen for a confirmation tone or announcement and hang up. Your call screen service is now active.

Callers who have blocked their numbers will hear an announcement that you do not accept anonymous calls, and that they should remove Blocking and call again. All other calls will ring through as usual. This feature works on local calls only.

To cancel this feature:

1. Pick up the handset. When you hear a dial tone, press   .
2. Listen for a confirmation tone or announcement and hang up.

NOTE: You will not be notified when or how many calls have been rejected.

Automatic Callback*

Automatically redials the last number you attempted to call. If the called line is busy, the feature will continue to check the line for 30 minutes.

To use this feature:

1. When you hear a busy signal, press the switchhook and release quickly.
2. Listen for a special dial tone. If you've already hung up, pick up the handset and listen for a normal dial tone.

*Service not available in Sioux Falls or Rapid City.

WOW! 



It's that kind of experience.

Dear Valued WOW! Customer

Enclosed is information regarding the Lifeline/Linkup program. Those customers that live in the following towns and are receiving assistance benefits or have a low or fixed income may be eligible to receive discounted telephone installation and/or service.

Qualified Towns
Belle Fourche
Black Hawk
Deadwood
Lead
Spearfish
St. Onge
Sturgis
Whitewood

For an application or more information please visit our website at <http://www.wowway.com/terms-and-conditions> or call us at 877-633-4567.

Sincerely,

WOW! Customer Service