

TC03-103

KC/HB

TC03-103

DOCKET NO. _____

In the Matter of _____ IN THE MATTER OF THE _____
 _____ ESTABLISHMENT OF SWITCHED _____
 _____ ACCESS REVENUE REQUIREMENT _____
 _____ FOR VENTURE COMMUNICATIONS _____
 _____ COOPERATIVE, INC. _____

Public Utilities Commission of the State of South Dakota

DATE	MEMORANDA
6/27 03	Filed and Rejected;
7/3 03	Feebly Filing;
9/23 03	Order Assessing Filing Fee;
4/27 04	Memorandum from Gordon West;
12/10 04	Order Approving Revenue Requirement;
12/10 04	Docket Closed.

June 25, 2003

Ms. Pam Bonrud
Executive Director
South Dakota Public Utilities Commission
State of South Dakota
500 East Capitol Avenue
Pierre, SD 57501

RECEIVED

JUN 27 2003

**SOUTH DAKOTA PUBLIC
UTILITIES COMMISSION**

Ref: SD 5228 - 1.7
2002 Switched Access Filing

Dear Ms. Bonrud:

On behalf of Venture Communications Cooperative, Inc., enclosed is their 2002 Intrastate Switched Access Separations Study, pursuant to the rules established by the Commission.

Venture Communications Cooperative, Inc. requests confidentiality for a period of five years for any and all information provided to the South Dakota Public Utilities Commission (PUC) pertaining to this filing, in accordance with rules ARSD 20:10:01:39 through 20:10:01:45(1).

The contact for the confidentiality request is as follows:

Peter Rasmusson
General Manager, Telecommunications Consulting and Engineering
Martin Group, Inc.
1515 North Sanborn Boulevard
Mitchell, SD 57301
(605) 995-6831

The following documentation is included in this study:

1. Five (5) copies of the PUC Summary Forms
2. One (1) original and four (4) copies of the Cost Study Certification Form
3. One (1) copy of the program disk

and three (3) copies of the following backup (to be treated as proprietary):

4. Trial Balance as of 12/31/02 (provided by the company)
5. Trial Balance Worksheet for Year Ending 12/31/02
6. Reclassification Entries
7. Known and Measurable Changes

June 25, 2003

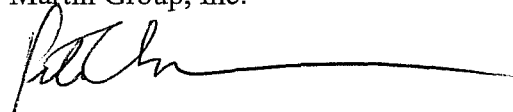
Page 2 of 2

8. Nonregulated Removal Worksheet
9. Direct Assignment Worksheet
10. WorldCom Bankruptcy Information
11. Summary of Lease Expense
12. Summary of Non-Recurring Cost Study Expense
13. Depreciation Expense Summary
14. Account Code 6613.000, Product Advertising
15. Account Code 6621.000, Operator Office Service
16. Account Code 6622.000, Directory Services
17. Account Codes 6623.110-6623.400, Customer Services with Separations Backup
18. Account Codes 6711.000-6712.000, Executive and Planning
19. Account Codes 6721.000-6728.000, General and Administrative
20. Land and Building Investment Worksheets
21. Central Office Equipment Worksheets
22. Outside Plant Equipment Worksheet
23. Interexchange Circuit and Circuit Mile Summary
24. Loop Study Summary
25. Allocation Factor Worksheets
26. Access Minutes of Use Summary by Month

The Intrastate Switched Access revenue requirement has been forwarded to the Local Exchange Carrier Association (LECA). The LECA Access Tariff, with which they concur, will include Venture's revenue requirement in the development of the LECA Access Tariff rates.

If you have any questions or comments, please feel free to contact me at 605-995-6831.

Sincerely,
Martin Group, Inc.



Peter Rasmusson

CMM/bkk

Attachments: Summary Forms (5)
Access Study Backup (3)
Program Disk (1)

cc: Randy Houdek, Manager (w/ encl.)

I am Peter Rasmusson. I hereby certify that I have overall responsibility for the preparation of all data in the attached 2002 Intrastate Switched Access filing for


Venture Communications Cooperative, Inc.

and that I am authorized to execute this certification. Based on information known to me or provided to me by employees responsible for the preparation of the data in this submission, I hereby certify that the data has been examined and reviewed and is complete, accurate, and consistent with the rules of the South Dakota Public Utilities Commission, to the best of my knowledge.

Date:

6/25/03

Certifying Signature:



Name:

Peter Rasmusson

Title:

General Manager

CONFIDENTIAL

#1

**2002 PUC Summary Forms
for
Venture Communications
Cooperative, Inc.
Highmore, South Dakota**

Prepared by:

Martin Group, Inc.

1515 N. Sanborn Blvd.

Mitchell, SD 57301-1021

(605)996-9646

VENTURE COMMUNICATIONS COOPERATIVE

***** FCC PART 69 *****
 Intrastate Toll
 Revenue Requirement Summary

	(A)	(B)	(C)	(D)	(E)	(F)	(G)	(H)	(I)
	Part 36	Total	Source	Common	Local	Information	Common	Billing and	Other
				Line	Switching		Transport	Collection	

15	INTRALATA:								
16	Net Investment	\$12,900,572	J13	\$6,365,691	\$1,216,942	\$0	\$4,570,018	\$0	\$747,920
17	Rate of Return	10.00%		10.00%	10.00%	10.00%	10.00%	10.00%	10.00%
18	Return on Rate Base	\$1,290,057		\$636,569	\$121,694	\$0	\$457,002	\$0	\$74,792
19	Return Adjustments	(32,147)	J18-20	(14,979)	(4,765)	0	(10,610)	0	(1,792)
20									
21	Net Return on Rate Base	\$1,257,910		\$621,590	\$116,929	\$0	\$446,391	\$0	\$73,000
22	Income Taxes	0	J31-32	0	0	0	0	0	0
23	Expenses and Other Taxes	3,406,660	J33-35, 40	1,265,547	501,346	24,752	1,328,833	133,222	152,959
24									
25	Total IntraLATA Rev. Req.	\$4,664,570		\$1,887,137	\$618,275	\$24,752	\$1,775,225	\$133,222	\$225,959
26									
27									
28	INTERLATA:								
29									
30	Net Investment	\$0	P13	\$0	\$0	\$0	\$0	\$0	\$0
31	Rate of Return	10.00%		10.00%	10.00%	10.00%	10.00%	10.00%	10.00%
32									
33	Return on Rate Base	\$0		\$0	\$0	\$0	\$0	\$0	\$0
34	Return Adjustments	0	P18-20	0	0	0	0	0	0
35									
36	Net Return on Rate Base	\$0		\$0	\$0	\$0	\$0	\$0	\$0
37	Income Taxes	0	P31-32	0	0	0	0	0	0
38	Expenses and Other Taxes	0	P33-35, 40	0	0	0	0	0	0
39									
40									
41	Total InterLATA Rev. Req.	\$0		\$0	\$0	\$0	\$0	\$0	\$0
42									
43									
44									
45	TOTAL INTRASTATE REV. REQ.	\$4,664,570		\$1,887,137	\$618,275	\$24,752	\$1,775,225	\$133,222	\$225,959
	ACCESS ELEMENT MINUTES OF USE			35,358,861	35,358,861		35,358,861		
	ACCESS RATE PER MINUTE	\$0.121063		\$0.053371	\$0.017486		\$0.050206		

VENTURE COMMUNICATIONS COOPERATIVE

***** FCC PART 36 ***** Revenue Requirement Summary	Intrastate								TOTAL INTRASTATE	
	TOTAL COMPANY	Source/ Allocator	Interstate and Other	Message Telephone Service		Private Line				
				InterLATA	IntraLATA	InterLATA	IntraLATA			
(A)	(B)	(C)	(D)	(E)	(F)	(G)	(H)	(I)		
13 State Income Tax Rate	0.00%	---	0.00%	0.00%	0.00%	0.00%	0.00%	0.00%	0.00%	
14 Federal Income Tax Rate	0.00%	---	0.00%	0.00%	0.00%	0.00%	0.00%	0.00%	0.00%	
15 Gross Receipts Tax Rate	3.00%	---	3.00%	3.00%	3.00%	3.00%	3.00%	3.00%	3.00%	
16										
17										
18 Net Investment	\$43,164,667	C68	\$30,264,095	\$0	\$12,191,189	\$0	\$709,383	\$12,900,572	O.K.	
19 Rate of Return	10.00%	---	10.00%	10.00%	10.00%	10.00%	10.00%	10.00%		
20										
21 Return on Rate Base	\$4,316,467		\$3,026,410	\$0	\$1,219,119	\$0	\$70,938	\$1,290,057	O.K.	
22										
23 AFUDC	(106,702)	H43	-74554.9560819	0	-30468.7636764	0	-1678.2802417	(32,147)	O.K.	
24 ITC Amortization	0	H36	0	0	0	0	0	0	O.K.	
25 Other Return Adjustments	0	V242	0	0	0	0	0	0	O.K.	
26										
27 Net Return	\$4,209,765		\$2,951,855	\$0	\$1,188,650	\$0	\$69,260	\$1,257,910	O.K.	
28										
29 Contributions	17,148	H52	11,937	0	5,024	0	187	5,211	O.K.	
30 Interest Expense	1,327,551	H44	930,391	0	375,328	0	21,832	397,160	O.K.	
31 Capital Lease Expense	0	H46	0	0	0	0	0	0	O.K.	
32 Capitalized Payroll taxes	0	H36	0	0	0	0	0	0	O.K.	
33 Depreciation Adjustment	0	H36	0	0	0	0	0	0	O.K.	
34 Other Income Adjustments	0	V248	0	0	0	0	0	0	O.K.	
35										
36 After Tax Income	\$2,865,066		\$2,009,527	\$0	\$808,298	\$0	\$47,241	\$855,539	O.K.	
37										
38 State Income Taxes	\$0	Formula	\$0	\$0	\$0	\$0	\$0	\$0	O.K.	
39 Federal Income Taxes	0	Formula	0	0	0	0	0	0	O.K.	
40 Operating Expenses and Taxes	11,180,909	I196	8,002,497	0	3,042,076	0	136,335	3,178,411	O.K.	
41 Uncollectibles	127,116	V249	38,805	0	88,310	0	0	88,310	O.K.	
42 Other Revenue Adjustments	0	V250	0	0	0	0	0	0	O.K.	
43										
44 Net Revenue	\$15,517,789		\$10,993,157	\$0	\$4,319,036	\$0	\$205,595	\$4,524,632	O.K.	
45 Gross Receipts Taxes	479,932	Formula	339,995	0	133,578	0	6,359	139,937	O.K.	
46 Other Revenue Taxes	0	V251	0	0	0	0	0	0	O.K.	
47										
TOTAL REVENUE REQUIREMENT	\$15,997,721		\$11,333,152	\$0	\$4,452,615	\$0	\$211,954	\$4,664,569	O.K.	

VENTURE COMMUNICATIONS COOPERATIVE

	(A) Investment Summary	(B) TOTAL COMPANY	(C) Source/ Allocator	(D) Interstate and Other	Intrastate				(I) TOTAL INTRASTATE	
					Message Telephone Service		Private Line			
					(E) InterLATA	(F) IntraLATA	(G) InterLATA	(H) IntraLATA		
13	Land and Support Investment	\$7,232,618	D33	\$5,068,318	\$0	\$2,060,360	\$0	\$113,941	\$2,174,300	O.K.
14	COE Operator Equipment	\$0	D43	\$0	\$0	\$0	\$0	\$0	\$0	O.K.
15	COE Switching Equipment	11,194,970	D68	7,261,133	0	3,933,837	0	0	3,933,837	O.K.
16	COE Transmission Equipment	18,843,917	D85	12,668,727	0	5,975,420	0	199,771	6,175,190	O.K.
17	Total COE	\$30,038,887		\$19,929,860	\$0	\$9,909,257	\$0	\$199,771	\$10,109,027	O.K.
18	Info. Orig./Term. Equipment	0	D94	0	0	0	0	0	0	O.K.
19	Cable and Wire Facilities	47,154,378	D137	34,057,240	0	12,080,828	0	1,016,310	13,097,138	O.K.
20	Total COE, IOT, C&WF	\$77,193,265		\$53,987,100	\$0	\$21,990,085	\$0	\$1,216,080	\$23,206,165	O.K.
21	Total Capital Leases	\$0	D173	\$0	\$0	\$0	\$0	\$0	\$0	O.K.
22	Leasehold Improvements	\$0	D186	\$0	\$0	\$0	\$0	\$0	\$0	O.K.
23	Intangible Assets	\$461,882	D209	\$267,468	\$0	\$189,262	\$0	\$5,151	\$194,413	O.K.
24	Total Tele. Plt. In Service	\$84,887,765		\$59,312,886	\$0	\$24,239,707	\$0	\$1,335,171	\$25,574,879	O.K.
25	Plant Held, Future Use	\$0	D214-215	\$0	\$0	\$0	\$0	\$0	\$0	O.K.
26	TPUC, Short-term	0	D216-217	0	0	0	0	0	0	O.K.
27	TPUC, Long-term	0	D218-219	0	0	0	0	0	0	O.K.
28	Tel. Plt. Adjustment	0	D220-221	0	0	0	0	0	0	O.K.
29	Total Other Tel. Plt.	\$0		\$0	\$0	\$0	\$0	\$0	\$0	O.K.
30	TOTAL TELEPHONE PLANT	\$84,887,765		\$59,312,886	\$0	\$24,239,707	\$0	\$1,335,171	\$25,574,879	O.K.

VENTURE COMMUNICATIONS COOPERATIVE

***** FCC PART 36 ***** Investment Summary	TOTAL COMPANY	Source/ Allocator	Intrastate					TOTAL INTRASTATE		
			Interstate	Message Telephone Service		Private Line				
				InterLATA	IntraLATA	InterLATA	IntraLATA			
(A)	(B)	(C)	(D)	(E)	(F)	(G)	(H)	(I)		
56 Other Assets, Net	0	V105	0	0	0	0	0	0	0	O.K.
57 Accumulated Depr./Amort	(42,210,292)	E34	(29,403,134)	0	(12,173,829)	0	(633,329)	(12,807,158)	(12,807,158)	O.K.
58 Accum. Def. Inc. Taxes, Net	0	E47	0	0	0	0	0	0	0	O.K.
59 Oth. Liab. & Def. Cr., Net	0	V106	0	0	0	0	0	0	0	O.K.
60										
61 TOTAL NET PLANT	\$42,677,473		\$29,909,752	\$0	\$12,065,879	\$0	\$701,842	\$12,767,721	\$12,767,721	O.K.
62										
63 Materials and Supplies	197,390	H31	142,565	0	50,571	0	4,254	54,825	54,825	O.K.
64 Rural Tel. Bank Stock	0	H35	0	0	0	0	0	0	0	O.K.
65 Cash Working Capital	289,804	Formula	211,778	0	74,739	0	3,287	78,026	78,026	O.K.
66 Equal Access Investment	0	---	0	0	0	0	0	0	0	O.K.
67										
68 TOTAL NET INVESTMENT	\$43,164,667		\$30,264,095	\$0	\$12,191,189	\$0	\$709,383	\$12,900,572	\$12,900,572	O.K.
69										

VENTURE COMMUNICATIONS COOPERATIVE

***** FCC PART 36 ***** Plant Investment Detail (A)	TOTAL COMPANY (B)	Source/ Allocator (C)	Interstate and Other (D)	Intrastate				TOTAL INTRASTATE (I)	
				Message Telephone Service		Private Line			
				InterLATA (E)	IntraLATA (F)	InterLATA (G)	IntraLATA (H)		
13 LAND AND SUPPORT ASSETS:									
14									
15 Land, Allocable	\$0	H33	\$0	\$0	\$0	\$0	\$0	\$0	O.K.
16 Land, Direct	0	V22	0	0	0	0	0	0	O.K.
17									
18 Total Land	\$0		\$0	\$0	\$0	\$0	\$0	\$0	O.K.
19									
20 Motor Vehicles	\$0	H33	\$0	\$0	\$0	\$0	\$0	\$0	O.K.
21 Aircraft	0	H33	0	0	0	0	0	0	O.K.
22 Special Purpose Vehicles	0	H33	0	0	0	0	0	0	O.K.
23 Garage Work Equipment	0	H33	0	0	0	0	0	0	O.K.
24 Other Work Equipment	7,232,618	H33	5,058,318	0	2,060,360	0	113,941	2,174,300	O.K.
25 Buildings, Allocable	0	H33	0	0	0	0	0	0	O.K.
26 Buildings, Direct	0	V29	0	0	0	0	0	0	O.K.
27 Furniture	0	H33	0	0	0	0	0	0	O.K.
28 Office Equipment	0	H33	0	0	0	0	0	0	O.K.
29 General Purpose Computers	0	H33	0	0	0	0	0	0	O.K.
30									
31 Total Support Assets	\$7,232,618		\$5,058,318	\$0	\$2,060,360	\$0	\$113,941	\$2,174,300	O.K.
32									
33 Tot. Land and Support Assets	\$7,232,618		\$5,058,318	\$0	\$2,060,360	\$0	\$113,941	\$2,174,300	O.K.
34									
35									
36 CENTRAL OFFICE EQUIPMENT:									
37									
38 CAT 1 Oper. Sys., TSPS	\$0	G22	\$0	\$0	\$0	\$0	\$0	\$0	O.K.
39 CAT 1 Oper. Sys., Other TSPS	0	G21	0	0	0	0	0	0	O.K.
40 CAT 1 Oper. Sys., Aux. Pos.	0	G23	0	0	0	0	0	0	O.K.
41 CAT 1 Oper. Sys., Other	0	V36	0	0	0	0	0	0	O.K.
42									
43 Total CAT 1	\$0		\$0	\$0	\$0	\$0	\$0	\$0	O.K.
44									
45									
46 CAT 2 Tandem Sw. Allocable	\$1,622,572	G26	\$922,291	\$0	\$700,281	\$0	\$0	\$700,281	O.K.
47 CAT 2 Tandem Sw. Direct	0	V38	0	0	0	0	0	0	O.K.
48									
49 Total CAT 2	\$1,622,572		\$922,291	\$0	\$700,281	\$0	\$0	\$700,281	O.K.

VENTURE COMMUNICATIONS COOPERATIVE

***** FCC PART 36 ***** Plant Investment Detail		TOTAL COMPANY	Source/ Allocator	Interstate and Other	Intrastate				TOTAL INTRASTATE	
					Message Telephone Service		Private Line			
					InterLATA	IntraLATA	InterLATA	IntraLATA		
(A)	(B)	(C)	(D)	(E)	(F)	(G)	(H)	(I)		
63	CAT 3 Local Sw. Allocable	\$9,572,398	G15	\$6,338,842	\$0	\$3,233,556	\$0	\$0	\$3,233,556	O.K.
64	CAT 3 Local Sw. Direct	0	V40	0	0	0	0	0	0	O.K.
65										
66	Total CAT 3	\$9,572,398		\$6,338,842	\$0	\$3,233,556	\$0	\$0	\$3,233,556	O.K.
67										
68	Total COE Sw. CAT 2&3	\$11,194,970		\$7,261,133	\$0	\$3,933,837	\$0	\$0	\$3,933,837	O.K.
69										
70										
71	COE TRANSMISSION:									
72										
73	CAT 4.12 Exchange Trunk	\$1,600,788	123	\$1,600,788	\$0	\$0	\$0	\$0	\$0	O.K.
74	CAT 4.12 Exch. Tr. Direct	0	V42	0	0	0	0	0	0	O.K.
75	CAT 4.13 Exch. Ln. Message	6,600,687	G13	4,950,515	0	1,650,172	0	0	1,650,172	O.K.
76	CAT 4.13 PL, WATS, Local	274,969	F18	123,377	0	0	0	151,592	151,592	O.K.
77	CAT 4.13 Direct	0	V45	0	0	0	0	0	0	O.K.
78	CAT 4.23 Message	8,778,402	G18	5,019,666	0	3,758,736	0	0	3,758,736	O.K.
79	CAT 4.23 PL, WATS	0	F24	0	0	0	0	0	0	O.K.
80	CAT 4.23 Direct	98,921	V48	50,742	0	0	0	48,179	48,179	O.K.
81	CAT 4.3 H/R Message	1,490,150	G29	923,638	0	566,512	0	0	566,512	O.K.
82	CAT 4.3 WATS	0	V50	0	0	0	0	0	0	O.K.
83	CAT 4.3 Direct	0	V51	0	0	0	0	0	0	O.K.
84										
85	Total COE CAT 4	\$18,843,917		\$12,668,727	\$0	\$5,975,420	\$0	\$199,771	\$6,175,190	O.K.
86										
87										
88	INFORMATION ORIGINATION/TERMINATION:									
89										
90	CAT 1 Other IOT Equipment	\$0	G13	\$0	\$0	\$0	\$0	\$0	\$0	O.K.
91	CAT 1 Coinless Pay Phones	0	G18	0	0	0	0	0	0	O.K.
92	CAT 2 CP Equipment	0	V70	0	0	0	0	0	0	O.K.
93										
94	Total IOT Equipment	\$0		\$0	\$0	\$0	\$0	\$0	\$0	O.K.
95										
96										

VENTURE COMMUNICATIONS COOPERATIVE

***** FCC PART 36 ***** Plant Investment Detail	TOTAL COMPANY	Source/ Allocator	Interstate and Other	Intrastate				TOTAL INTRASTATE		
				Message Telephone Service		Private Line				
				InterLATA	IntraLATA	InterLATA	IntraLATA			
(A)	(B)	(C)	(D)	(E)	(F)	(G)	(H)	(I)		
111 CABLE AND WIRE FACILITIES:										
112										
113 CAT 1.1 IntraLATA PLWATS	1,850,714	F31	\$740,668	\$0	\$0	\$0	\$910,046	\$910,046	O.K.	
114 CAT 1.2 InterLATA PLWATS	0	F31	0	0	0	0	0	0	O.K.	
115 CAT 1.3 Joint Message	39,625,739	G13	29,719,305	0	9,906,435	0	0	9,906,435	O.K.	
116 Other CAT 1 C&WF	0	V74	0	0	0	0	0	0	O.K.	
117										
118 Total CAT 1 C&WF	\$41,276,453		\$30,459,973	\$0	\$9,906,435	\$0	\$910,046	\$10,816,480	O.K.	
119										
120 CAT 2 C&WF	\$526,923	G28	\$526,923	\$0	\$0	\$0	\$0	\$0	O.K.	
121 CAT 2 C&WF, Wideband	0	V78	0	0	0	0	0	0	O.K.	
122										
123 Total CAT 2 C&WF	\$526,923		\$526,923	\$0	\$0	\$0	\$0	\$0	O.K.	
124										
125 CAT 3 Joint Message	4,275,144	G17	2,426,422	0	1,848,722	0	0	\$1,848,722	O.K.	
126 CAT 3 PL/WATS etc.	0	F36	0	0	0	0	0	0	O.K.	
127 CAT 3 Direct	219,213	V79	112,949	0	0	0	106,264	106,264	O.K.	
128										
129 Total CAT 3 C&WF	\$4,494,357		\$2,539,371	\$0	\$1,848,722	\$0	\$106,264	\$1,954,986	O.K.	
130										
131 CAT 4 Message	\$856,645	G29	\$530,973	\$0	\$325,672	\$0	\$0	\$325,672	O.K.	
132 CAT 4 WATS	0	V81	0	0	0	0	0	0	O.K.	
133 CAT 4 Direct	0	V82	0	0	0	0	0	0	O.K.	
134										
135 Total CAT 4 C&WF	\$856,645		\$530,973	\$0	\$325,672	\$0	\$0	\$325,672	O.K.	
136										
137 TOTAL C&WF	\$47,154,378		\$34,057,240	\$0	\$12,080,828	\$0	\$1,016,310	\$13,097,138	O.K.	
138										
139										
140 CAPITAL LEASES:										
141										
142 Allocable Support Leases	\$0	H14	\$0	\$0	\$0	\$0	\$0	\$0	O.K.	
143 Direct Support Leases	0	V84	0	0	0	0	0	0	O.K.	
144										
145 Total Support Leases	\$0		\$0	\$0	\$0	\$0	\$0	\$0	O.K.	

VENTURE COMMUNICATIONS COOPERATIVE

	(A)	TOTAL COMPANY (B)	Source/ Allocator (C)	Intrastate				TOTAL INTRASTATE (I)	O.K.
				Interstate and Other (D)	Message Telephone Service	Private Line			
				InterLATA (E)	IntraLATA (F)	InterLATA (G)	IntraLATA (H)		
***** FCC PART 36 ***** Plant Investment Detail									
160 COE Operator		\$0	H16	\$0	\$0	\$0	\$0	\$0	O.K.
161 COE Tandem Switch		0	H17	0	0	0	0	0	O.K.
162 COE Local Switch		0	H18	0	0	0	0	0	O.K.
163 COE Transmission		0	H20	0	0	0	0	0	O.K.
164 COE Direct		0	V89	0	0	0	0	0	O.K.
165 Total COE Leases		\$0		\$0	\$0	\$0	\$0	\$0	O.K.
166 IOT Leases		\$0	V90	\$0	\$0	\$0	\$0	\$0	O.K.
167 C&WF Leases		\$0	V91	\$0	\$0	\$0	\$0	\$0	O.K.
168 TOTAL CAPITAL LEASES		\$0		\$0	\$0	\$0	\$0	\$0	O.K.
169 LEASEHOLD IMPROVEMENTS:									
170 Land and Support Assets		\$0	H14	\$0	\$0	\$0	\$0	\$0	O.K.
171 COE Switching		0	H18	0	0	0	0	0	O.K.
172 COE Operator		0	H16	0	0	0	0	0	O.K.
173 COE Transmission		0	H20	0	0	0	0	0	O.K.
174 IOT		0	V96	0	0	0	0	0	O.K.
175 C&WF		0	V97	0	0	0	0	0	O.K.
176 Other		0	V98	0	0	0	0	0	O.K.
177 TOTAL LEASEHOLD IMPROVEMENTS		\$0		\$0	\$0	\$0	\$0	\$0	O.K.
178 TPIS, EXCL. ACCT. No. 2690		\$84,425,883		\$0	\$24,050,445	\$0	\$1,330,021	\$25,380,465	O.K.

VENTURE COMMUNICATIONS COOPERATIVE

***** FCC PART 36 ***** Plant Investment Detail	TOTAL COMPANY	Source/ Allocator	Interstate and Other	Intrastate				TOTAL INTRASTATE		
				Message Telephone Service		Private Line				
				InterLATA	IntraLATA	InterLATA	IntraLATA			
(A)	(B)	(C)	(D)	(E)	(F)	(G)	(H)	(I)		
204 INTANGIBLE ASSETS:										
205										
206 Allocable Acct. No. 2690	\$326,953	H36	\$228,663	\$0	\$93,139	\$0	\$5,151	\$98,290	O.K.	
207 Direct Acct. No. 2690	134,929	V100	38,805	0	96,123	0	0	96,123	O.K.	
208										
209 Total Intangible Assets	\$461,882		\$267,468	\$0	\$189,262	\$0	\$5,151	\$194,413	O.K.	
210										
211										
212 OTHER TELEPHONE PLANT:										
213										
214 Held for Fut. Use - Alloc.	\$0	---	\$0	\$0	\$0	\$0	\$0	\$0	O.K.	
215 Held for Fut. Use - Direct	0	---	0	0	0	0	0	0	O.K.	
216 TPUC, Short-term - Alloc.	0	H35	0	0	0	0	0	0	O.K.	
217 TPUC, Short-term - Direct	0	V124	0	0	0	0	0	0	O.K.	
218 TPUC, Long-term - Alloc.	0	H35	0	0	0	0	0	0	O.K.	
219 TPUC, Long-term - Direct	0	V126	0	0	0	0	0	0	O.K.	
220 Tele. Plt. Adjust. - Alloc.	0	H35	0	0	0	0	0	0	O.K.	
221 Tele. Plt. Adjust. - Direct	0	V104	0	0	0	0	0	0	O.K.	
222										
223 Total Other Telephone Plant	\$0		\$0	\$0	\$0	\$0	\$0	\$0	O.K.	

VENTURE COMMUNICATIONS COOPERATIVE

Intrastate

***** FCC PART 36 ***** Reserves and Deferrals	TOTAL COMPANY	Source/ Allocator	Interstate and Other	Message Telephone Service		Private Line		TOTAL INTRASTATE	
				InterLATA	IntraLATA	InterLATA	IntraLATA		
(A)	(B)	(C)	(D)	(E)	(F)	(G)	(H)	(I)	
13 ACCUM. DEPRECIATION, TPIS:									
14									
15 Support Assets	\$4,078,581	H13	\$2,852,461	\$0	\$1,161,867	\$0	\$64,253	\$1,226,120	O.K.
16 COE Switching	7,877,215	H19	5,109,215	0	2,768,000	0	0	2,768,000	O.K.
17 COE Operator	0	H16	0	0	0	0	0	0	O.K.
18 COE Transmission	7,267,733	H20	4,886,082	0	2,304,603	0	77,048	2,381,651	O.K.
19 IOT Equipment	0	H25	0	0	0	0	0	0	O.K.
20 Cable and Wire Facilities	22,659,810	H31	16,366,043	0	5,805,384	0	488,383	6,293,767	O.K.
21 Other Plant	0	V135	0	0	0	0	0	0	O.K.
22									
23 Total Accum. Depr., TPIS	\$41,883,339		\$29,213,801	\$0	\$12,039,855	\$0	\$629,683	\$12,669,538	O.K.
24									
25 ACCUM. AMORTIZATION:									
26									
27 Accum. Depreciation, PHFU	\$0	H38	\$0	\$0	\$0	\$0	\$0	\$0	O.K.
28 Accum. Amort., Tangible Inv.	0	H40	0	0	0	0	0	0	O.K.
29 Accum. Amort., Intang. Inv.	326,953	H41	189,333	0	133,974	0	3,646	137,620	O.K.
30 Accum. Amort., Other	0	V138	0	0	0	0	0	0	O.K.
31									
32 Tot. Accum. Amortization	\$326,953		\$189,333	\$0	\$133,974	\$0	\$3,646	\$137,620	O.K.
33									
34 Total Accum. Depr./Amort.	\$42,210,292		\$29,403,134	\$0	\$12,173,829	\$0	\$633,329	\$12,807,158	O.K.
35									
36									
37 ACCUM. DEF. INC. TAXES, NET:									
38									
39 Support Assets	0	H13	\$0	\$0	\$0	\$0	\$0	\$0	O.K.
40 COE Switching	0	H19	0	0	0	0	0	0	O.K.
41 COE Operator	0	H16	0	0	0	0	0	0	O.K.
42 COE Transmission	0	H20	0	0	0	0	0	0	O.K.
43 IOT Equipment	0	H25	0	0	0	0	0	0	O.K.
44 Cable and Wire Fac.	0	H31	0	0	0	0	0	0	O.K.
45 Unclassified	0	V145	0	0	0	0	0	0	O.K.
46									
47 Total Accum. Def. Inc. Taxes	\$0		\$0	\$0	\$0	\$0	\$0	\$0	O.K.

VENTURE COMMUNICATIONS COOPERATIVE

		Private Line												
***** FCC PART 36 ***** Functional Distribution of Selected Investments		TOTAL COMPANY	Joint Use Message	Interstate		Intrastate		Extended Area Service	Other					
(A)	(B)			(C)	InterLATA	IntraLATA	InterLATA			IntraLATA	(D)	(E)	(F)	(G)
13	TRANS. CCT EQUIPMENT:													
14														
15	Working Loops	14,378	13,803	0	0	0	317	0	258					O.K.
16	Avg. Cost per Loop	478.21	478.21	478.21	478.21	478.21	478.21	478.21	478.21					
17														
18	CAT 4.13 Exch Ln. Invest.	\$6,875,656	\$6,600,687	\$0	\$0	\$0	\$151,592	\$0	\$123,377					
19														
20														
21	Circuit Terminations	2,539	2,539	0	0	0	0	0	0					O.K.
22	Avg. Cost per Termination	3,457.42	3,457.42	3,457.42	3,457.42	3,457.42	3,457.42	3,457.42	3,457.42					
23														
24	CAT 4.23 Other IX	\$8,778,402	\$8,778,402	\$0	\$0	\$0	\$0	\$0	\$0					
25														
26														
27	C&WF INVESTMENT:													
28														
29	Working Loops	14,378	13,803	0	0	0	317	0	258					
30	Loops Factor	1.000000	0.960008	0.000000	0.000000	0.000000	0.022048	0.000000	0.017944					
31	CAT 1 Exchange C&WF	\$41,276,453	\$39,625,739	\$0	\$0	\$0	\$910,046	\$0	\$740,668					O.K.
32														
33														
34	Equivalent IX Circuit Miles	181,447	181,447	0	0	0	0	0	0					O.K.
35	IX Cct. Miles Factor	1.000000	1.000000	0.000000	0.000000	0.000000	0.000000	0.000000	0.000000					
36	CAT 3 Interexch. C&WF	\$4,275,144	\$4,275,144	\$0	\$0	\$0	\$0	\$0	\$0					

VENTURE COMMUNICATIONS COOPERATIVE

		Intrastate								
		Message Telephone Service				Private Line				
***** FCC PART 36 ***** Physical Allocation Factors		TOTAL COMPANY	Source/ Allocator	Interstate and Other	InterLATA	IntraLATA	InterLATA	IntraLATA	TOTAL INTRASTATE	
(A)	(B)	(C)	(D)	(E)	(F)	(G)	(H)	(I)		
13	Subscriber Plant Fact. (SPF)	1.000000	SPF	0.750000	0.000000	0.250000	0.000000	0.000000	0.250000	O.K.
14										
15	Dial Equipment Minutes (DEM)	1.000000	DEM	0.662200	0.000000	0.337800	0.000000	0.000000	0.337800	O.K.
16										
17	Conversation Minute-Miles	1.000000	CMM	0.567565	0.000000	0.432435	0.000000	0.000000	0.432435	O.K.
18	Conversation Minutes	1.000000	CM	0.571820	0.000000	0.428180	0.000000	0.000000	0.428180	O.K.
19	Subscriber Minutes (SLU)	1.000000	SLU	0.804074	0.000000	0.195926	0.000000	0.000000	0.195926	O.K.
20										
21	TSPS Processor Time	0.000000	TSP	0.000000	0.000000	0.000000	0.000000	0.000000	0.000000	O.K.
22	Wtd. Stand. Work Sec., Toll	0.000000	WST	0.000000	0.000000	0.000000	0.000000	0.000000	0.000000	O.K.
23	Wtd. Stand. Work Sec., Aux.	0.000000	WSA	0.000000	0.000000	0.000000	0.000000	0.000000	0.000000	O.K.
24	Wtd. Stand. Work Sec., Comb.	0.000000	WSC	0.000000	0.000000	0.000000	0.000000	0.000000	0.000000	O.K.
25										
26	COE CAT 2 Minutes	1.000000	CT2	0.568413	0.000000	0.431587	0.000000	0.000000	0.431587	O.K.
27										
28	Exchange Trunk Minutes	1.000000	ETM	1.000000	0.000000	0.000000	0.000000	0.000000	0.000000	O.K.
29	MOU-Mi., Host/Remote	1.000000	HRM	0.619829	0.000000	0.380171	0.000000	0.000000	0.380171	O.K.
30										
31	C&WF CAT 4, WATS	0.000000	CT4	0.000000	0.000000	0.000000	0.000000	0.000000	0.000000	O.K.
32										
33	Equal Access MOU	0.000000	EAM	0.000000	0.000000	0.000000	0.000000	0.000000	0.000000	O.K.
34										
35	Current Billings	1.000000	CB	0.779437	0.000000	0.180504	0.000000	0.040059	0.220563	O.K.
36	EU Presubscription Factor	1.000000	EPRE	1.000000	0.000000	0.000000	0.000000	0.000000	0.000000	O.K.
37	EU MTS & WATS Factor	1.000000	EMTS	0.426610	0.000000	0.573390	0.000000	0.000000	0.573390	O.K.
38	EU Access, P/L and All Other Factor	1.000000	EPLO	0.991921	0.000000	0.000000	0.000000	0.008079	0.008079	O.K.
39	IX Special Access Factor	1.000000	ISPA	0.663636	0.000000	0.000000	0.000000	0.336364	0.336364	O.K.
40	IX Switched Access Factor	1.000000	ISWA	0.452915	0.000000	0.547085	0.000000	0.000000	0.547085	O.K.
41	IX Billing & Collection Services Factor	0.000000	IBC	0.000000	0.000000	0.000000	0.000000	0.000000	0.000000	O.K.
42	Coin Revenue Percent	1.000000	CR	1.000000	0.000000	0.000000	0.000000	0.000000	0.000000	O.K.
43	Relative Toll/Local Msgs.	1.000000	TLM	0.223873	0.000000	0.776127	0.000000	0.000000	0.776127	O.K.
44	Relative Users Percent	1.000000	RUP	0.714326	0.000000	0.281431	0.000000	0.004243	0.285674	O.K.
45	CABS Percent	1.000000	CAB	0.500000	0.000000	0.500000	0.000000	0.000000	0.500000	O.K.
46	Foreign Directories Percent	0.000000	FD	0.000000	0.000000	0.000000	0.000000	0.000000	0.000000	O.K.

VENTURE COMMUNICATIONS COOPERATIVE

***** FCC PART 36 ***** Internal Allocation Factors	TOTAL COMPANY	Source/ Allocator	Interstate and Other	Intrastate				TOTAL INTRASTATE	
				Message Telephone Service		Private Line			
				InterLATA	IntraLATA	InterLATA	IntraLATA		
(A)	(B)	(C)	(D)	(E)	(F)	(G)	(H)	(I)	
13 Support Assets	1.000000	D31	0.699376	0.000000	0.284871	0.000000	0.015754	0.300624	O.K.
14 Land and Support Assets	1.000000	D33	0.699376	0.000000	0.284871	0.000000	0.015754	0.300624	O.K.
15									
16 COE Operator	0.000000	D43	0.000000	0.000000	0.000000	0.000000	0.000000	0.000000	O.K.
17 COE Tandem Switching	1.000000	D49	0.568413	0.000000	0.431587	0.000000	0.000000	0.431587	O.K.
18 COE Local Switching	1.000000	D66	0.862200	0.000000	0.337800	0.000000	0.000000	0.337800	O.K.
19 COE Total Switching	1.000000	D68	0.648607	0.000000	0.351393	0.000000	0.000000	0.351393	O.K.
20 COE Transmission	1.000000	D85	0.672298	0.000000	0.317101	0.000000	0.010601	0.327702	O.K.
21 Total COE	1.000000	C19	0.663469	0.000000	0.329881	0.000000	0.006650	0.336531	O.K.
22									
23 Info. Orig./Term. CAT 1	0.000000	D90	0.000000	0.000000	0.000000	0.000000	0.000000	0.000000	O.K.
24 Info. Orig./Term. CAT 2	0.000000	D92	0.000000	0.000000	0.000000	0.000000	0.000000	0.000000	O.K.
25 Total IOT	0.000000	D94	0.000000	0.000000	0.000000	0.000000	0.000000	0.000000	O.K.
26									
27 C&WF CAT 1	1.000000	D118	0.737950	0.000000	0.240002	0.000000	0.022048	0.262050	O.K.
28 C&WF CAT 2	1.000000	D120	1.000000	0.000000	0.000000	0.000000	0.000000	0.000000	O.K.
29 C&WF CAT 3	1.000000	D129	0.565013	0.000000	0.411343	0.000000	0.023644	0.434987	O.K.
30 C&WF CAT 4	1.000000	D135	0.619829	0.000000	0.380171	0.000000	0.000000	0.380171	O.K.
31 Total C&WF	1.000000	D137	0.722250	0.000000	0.256197	0.000000	0.021553	0.277750	O.K.
32									
33 Total Equipment	1.000000	C23	0.699376	0.000000	0.284871	0.000000	0.015754	0.300624	O.K.
34									
35 TPIS	1.000000	C32	0.698721	0.000000	0.285550	0.000000	0.015729	0.301279	O.K.
36 TPIS, excl. Acct. No. 2690	1.000000	D189	0.699376	0.000000	0.284871	0.000000	0.015754	0.300624	O.K.
37									
38 Plt. Held, Fut. Use	0.000000	D215	0.000000	0.000000	0.000000	0.000000	0.000000	0.000000	O.K.
39									
40 Total Tangible Assets	0.000000	C25	0.000000	0.000000	0.000000	0.000000	0.000000	0.000000	O.K.
41 Total Intangible Assets	1.000000	C29	0.579084	0.000000	0.409764	0.000000	0.011152	0.420916	O.K.
42									
43 Long-term PUC	1.000000	C36	0.698721	0.000000	0.285550	0.000000	0.015729	0.301279	O.K.
44 Net Telephone Plant	1.000000	C61	0.700832	0.000000	0.282722	0.000000	0.016445	0.299168	O.K.
45 Total Net Investment	1.000000	C68	0.701131	0.000000	0.282434	0.000000	0.016434	0.298869	O.K.
46 Capital Leases	0.000000	D173	0.000000	0.000000	0.000000	0.000000	0.000000	0.000000	O.K.
47									
48 Tot. Bus. Ofc., Cust. Serv.	1.000000	I141	0.825123	0.000000	0.169311	0.000000	0.005565	0.174877	O.K.
49									
50 Total "BIG THREE" Expenses	1.000000	I170	0.699245	0.000000	0.288980	0.000000	0.011775	0.300755	O.K.
51									
52 Corporate Operations Expense	1.000000	I185	0.696111	0.000000	0.292974	0.000000	0.010915	0.303889	O.K.

VENTURE COMMUNICATIONS COOPERATIVE

Intrastate

***** FCC PART 36 ***** Operating Expenses and Taxes	TOTAL COMPANY	Source/ Allocator	Interstate and Other	Message Telephone Service		Private Line		TOTAL INTRASTATE	
				InterLATA	IntraLATA	InterLATA	IntraLATA		
(A)	(B)	(C)	(D)	(E)	(F)	(G)	(H)	(I)	
13 PLANT SPEC. OPER. EXPENSE:									
14									
15 Network Support, Alloc.	\$0	H14	\$0	\$0	\$0	\$0	\$0	\$0	O.K.
16 Network Support, Direct	0	V149	0	0	0	0	0	0	O.K.
17									
18 Total Network Support Exp.	\$0		\$0	\$0	\$0	\$0	\$0	\$0	O.K.
19									
20 General Support, Alloc.	\$174,383	H14	\$121,959	\$0	\$49,677	\$0	\$2,747	\$52,424	O.K.
21 General Support, Direct	0	V151	0	0	0	0	0	0	O.K.
22									
23 Total General Support Exp.	\$174,383		\$121,959	\$0	\$49,677	\$0	\$2,747	\$52,424	O.K.
24									
25 Central Office Eq., Alloc.	\$518,781	H21	\$344,195	\$0	\$171,136	\$0	\$3,450	\$174,586	O.K.
26 Central Office Eq., Direct	15,931	V153	8,051	0	7,880	0	0	7,880	O.K.
27									
28 Total COE Exp.	\$534,712		\$352,246	\$0	\$179,016	\$0	\$3,450	\$182,466	O.K.
29									
30 Cust. Premises Equip.	\$0	H24	\$0	\$0	\$0	\$0	\$0	\$0	O.K.
31 Coinless Pay Phone	0	G18	0	0	0	0	0	0	O.K.
32 Other IOT	0	H23	0	0	0	0	0	0	O.K.
33 IOT Direct	0	V157	0	0	0	0	0	0	O.K.
34									
35 Total IOT Exp.	\$0		\$0	\$0	\$0	\$0	\$0	\$0	O.K.
36									
37 Cable & Wire, Alloc.	\$1,236,357	H31	\$892,959	\$0	\$316,751	\$0	\$26,647	\$343,398	O.K.
38 Cable & Wire, Direct	531,986	V159	268,845	0	263,141	0	0	263,141	O.K.
39									
40 Total C&WF Exp.	\$1,768,343		\$1,161,804	\$0	\$579,892	\$0	\$26,647	\$606,539	O.K.
41									
42 TOTAL PLT. SPEC. OPER. EXP.	\$2,477,438		\$1,636,009	\$0	\$808,585	\$0	\$32,844	\$841,429	O.K.
43									
44 TOTAL PLT. SPEC., ex SUPPORT	\$2,303,055		\$1,514,049	\$0	\$758,908	\$0	\$30,097	\$789,005	O.K.

VENTURE COMMUNICATIONS COOPERATIVE

***** FCC PART 36 ***** Operating Expenses and Taxes	TOTAL COMPANY	Source/ Allocator	Interstate and Other	Intrastate				TOTAL INTRASTATE		
				Message Telephone Service		Private Line				
				InterLATA	IntraLATA	InterLATA	IntraLATA			
(A)	(B)	(C)	(D)	(E)	(F)	(G)	(H)	(I)		
58 NON-SPECIFIC OPER. EXP.:										
59										
60 Oth. Plt. and Equip., Alloc.	\$0	H36	\$0	\$0	\$0	\$0	\$0	\$0	\$0	O.K.
61 Oth. Plt. and Equip., Direct	0	V177	0	0	0	0	0	0	0	O.K.
62										
63 Total Oth. Plt. & Equip.	\$0		\$0	\$0	\$0	\$0	\$0	\$0	\$0	O.K.
64										
65 Network Operations, Alloc.	\$360,348	H33	\$252,019	\$0	\$102,653	\$0	\$5,677	\$108,329	\$108,329	O.K.
66 Network Operations, Direct	0	V179	0	0	0	0	0	0	0	O.K.
67										
68 Total Network Oper. Exp.	\$360,348		\$252,019	\$0	\$102,653	\$0	\$5,677	\$108,329	\$108,329	O.K.
69										
70 Total Access Expenses	\$746,099	V180	\$746,099	\$0	\$0	\$0	\$0	\$0	\$0	O.K.
71										
72 Depr., Support Assets	\$568,348	H13	\$397,489	\$0	\$161,906	\$0	\$8,954	\$170,859	\$170,859	O.K.
73 Depr., COE Switching	1,022,462	H19	663,176	0	359,288	0	0	359,286	359,286	O.K.
74 Depr., COE Operator	0	H16	0	0	0	0	0	0	0	O.K.
75 Depr., COE Transmission	1,252,152	H20	841,819	0	397,058	0	13,274	410,333	410,333	O.K.
76 Depr., IOT Equipment	0	H25	0	0	0	0	0	0	0	O.K.
77 Depr., C&W Facilities	2,596,580	H31	1,875,379	0	665,237	0	55,964	721,201	721,201	O.K.
78 Depr., PHFU	0	H38	0	0	0	0	0	0	0	O.K.
79										
80 Total Depreciation Expense	\$5,439,542		\$3,777,863	\$0	\$1,583,487	\$0	\$78,192	\$1,661,679	\$1,661,679	O.K.
81										
82 Amort., Tangible Assets	\$0	H40	\$0	\$0	\$0	\$0	\$0	\$0	\$0	O.K.
83 Amort., Intangible Assets	0	H41	0	0	0	0	0	0	0	O.K.
84 Other Amortization	0	V189	0	0	0	0	0	0	0	O.K.
85 Direct Assigned Amort.	0	V190	0	0	0	0	0	0	0	O.K.
86										
87 Total Amortization Exp.	\$0		\$0	\$0	\$0	\$0	\$0	\$0	\$0	O.K.
88										
89 Total Depr. and Amort.	\$5,439,542		\$3,777,863	\$0	\$1,583,487	\$0	\$78,192	\$1,661,679	\$1,661,679	O.K.
90										
91 TOTAL NON-SPEC. OPER. EXP.	\$6,545,989		\$4,775,981	\$0	\$1,686,140	\$0	\$83,868	\$1,770,008	\$1,770,008	O.K.

VENTURE COMMUNICATIONS COOPERATIVE

Intrastate

***** FCC PART 36 ***** Operating Expenses and Taxes	TOTAL COMPANY	Source/ Allocator	Interstate and Other	Message Telephone Service		Private Line		TOTAL INTRASTATE	
				InterLATA	IntraLATA	InterLATA	IntraLATA		
(A)	(B)	(C)	(D)	(E)	(F)	(G)	(H)	(I)	
105 CUSTOMER OPERATIONS EXPENSE:									
106									
107 Marketing, Allocable	\$22,312	G35	\$17,391	\$0	\$4,027	\$0	\$894	\$4,921	O.K.
108 Marketing, Direct	0	V192	0	0	0	0	0	0	O.K.
109									
110 Total Marketing Expense	\$22,312		\$17,391	\$0	\$4,027	\$0	\$894	\$4,921	O.K.
111									
112 Operator Service, Alloc.	\$0	G24	\$0	\$0	\$0	\$0	\$0	\$0	O.K.
113 Operator Service, Direct	0	V194	0	0	0	0	0	0	O.K.
114									
115 Total Operator Service	\$0		\$0	\$0	\$0	\$0	\$0	\$0	O.K.
116									
117 Classified Directory	\$0	V195	\$0	\$0	\$0	\$0	\$0	\$0	O.K.
118 Alphabetical Directory	58,095	G19	46,713	0	11,382	0	0	11,382	O.K.
119 Foreign Directory	0	G46	0	0	0	0	0	0	O.K.
120									
121 Total Directory	\$58,095		\$46,713	\$0	\$11,382	\$0	\$0	\$11,382	O.K.
122									
123 Bus. Ofc., EU Presubscription	\$7,424	G36	\$7,424	\$0	\$0	\$0	\$0	\$0	O.K.
124 Bus. Ofc., EU MTS & WATS	25,998	G37	11,091	0	14,907	0	0	14,907	O.K.
125 Bus. Ofc., EU Access, P/L & all Other	224,276	G38	222,464	0	0	0	1,812	1,812	O.K.
126 Bus. Ofc., IXC Special Access	110	G39	73	0	0	0	37	37	O.K.
127 Bus. Ofc., IXC Switched Access	1,561	G40	707	0	854	0	0	854	O.K.
128 Bus. Ofc., IXC B & C Services	0	G41	0	0	0	0	0	0	O.K.
129 Coin Collect & Admin.	0	G42	0	0	0	0	0	0	O.K.
130									
131 Total Business Office	\$259,369		\$241,759	\$0	\$15,761	\$0	\$1,849	\$17,610	O.K.
132									
133 Cust. Svc., Direct	\$0	V205	\$0	\$0	\$0	\$0	\$0	\$0	O.K.
134 Cust. Serv., Msg. Process	11,106	G43	2,486	0	8,620	0	0	8,620	O.K.
135 Cust. Serv., Other B&C	137,836	G44	98,459	0	38,791	0	585	39,376	O.K.
136 Cust. Serv., CABS	21,736	G45	10,868	0	10,868	0	0	10,868	O.K.
137 Cust. Serv., EU Common Line	7,254	V209	7,254	0	0	0	0	0	O.K.
138									
139 Total Customer Service	\$177,931		\$119,067	\$0	\$58,279	\$0	\$585	\$58,864	O.K.
140									
141 Total Bus. Ofc., Cust. Serv.	\$437,300		\$360,826	\$0	\$74,040	\$0	\$2,434	\$76,474	O.K.
142									

VENTURE COMMUNICATIONS COOPERATIVE

Intrastate

***** FCC PART 36 ***** Operating Expenses and Taxes	TOTAL COMPANY	Source/ Allocator	Interstate and Other	Message Telephone Service		Private Line		TOTAL INTRASTATE	
				InterLATA	IntraLATA	InterLATA	IntraLATA		
(A)	(B)	(C)	(D)	(E)	(F)	(G)	(H)	(I)	
156 Other Cust. Serv., Alloc.	\$262,963	H48	\$216,977	\$0	\$44,523	\$0	\$1,464	\$45,986	O.K.
157 Other Cust. Serv., Direct	916	V211	916	0	0	0	0	0	O.K.
158									
159 Total Other Cust. Serv.	\$263,879		\$217,893	\$0	\$44,523	\$0	\$1,464	\$45,986	O.K.
160									
161 TOTAL CUSTOMER OPER. EXP.	\$781,586		\$642,823	\$0	\$133,972	\$0	\$4,791	\$138,763	O.K.
162									
163									
164 "BIG-THREE" EXPENSES:									
165									
166 Total Plt. Spec., ex Support	\$2,303,055	44	\$1,514,049	\$0	\$758,908	\$0	\$30,097	\$789,005	O.K.
167 Total Network Oper. Exp.	360,348	68	252,019	0	102,653	0	5,677	108,329	O.K.
168 Total Customer Operations	781,586	161	642,823	0	133,972	0	4,791	138,763	O.K.
169									
170 TOTAL "BIG THREE" EXPENSES	\$3,444,989		\$2,408,891	\$0	\$995,533	\$0	\$40,565	\$1,036,098	O.K.
171									
172									
173 CORPORATE OPERATIONS EXPENSE:									
174									
175 Exec. and Planning, Alloc.	\$426,098	H50	\$297,947	\$0	\$123,134	\$0	\$5,017	\$128,151	O.K.
176 Exec. and Planning, Direct	0	V213	0	0	0	0	0	0	O.K.
177									
178 Total Exec. and Planning	\$426,098		\$297,947	\$0	\$123,134	\$0	\$5,017	\$128,151	O.K.
179									
180 Admin. & General, Allocable	\$833,476	H50	\$582,804	\$0	\$240,858	\$0	\$9,814	\$250,672	O.K.
181 Admin. & General, Direct	99,308	V231	65,183	0	34,126	0	0	34,126	O.K.
182									
183 Total Admin. and Gen.	\$932,784		\$647,986	\$0	\$274,983	\$0	\$9,814	\$284,798	O.K.
184									
185 TOTAL CORPORATE OPERATIONS	\$1,358,882		\$945,933	\$0	\$398,117	\$0	\$14,832	\$412,949	O.K.
186									
187									
188 NON-INCOME TAXES:									
189									
190 Non-income Taxes, Allocable	\$0	H36	\$0	\$0	\$0	\$0	\$0	\$0	O.K.
191 Non-income Taxes, Direct	17,014	V233	1,752	0	15,262	0	0	15,262	O.K.
192									
193 Total Non-income Taxes	\$17,014		\$1,752	\$0	\$15,262	\$0	\$0	\$15,262	O.K.
194									
195									
196 TOTAL OPER. EXP. AND TAXES	\$11,180,909		\$8,002,497	\$0	\$3,042,076	\$0	\$136,335	\$3,178,411	O.K.

VENTURE COMMUNICATIONS COOPERATIVE

***** FCC PART 69 *****
IntraLATA Revenue
Requirement Summary

Part 36
IntraLATA
Total

(A)	(B)	(C)	(D)	(E)	(F)	(G)	(H)	(I)
Source	Common Line	Local Switching	Information	Common Transport	Billing and Collection	Other		
13 Net Investment	\$12,900,572	K52	\$6,365,691	\$1,216,942	\$0	\$4,570,018	\$0	\$747,920
14 Rate of Return	10.00%	B19	10.00%	10.00%	10.00%	10.00%	10.00%	10.00%
15 Return on Rate Base	\$1,290,057		\$636,569	\$121,694	\$0	\$457,002	\$0	\$74,792
17 AFUDC	(32,147)	N37	(14,979)	(4,765)	0	(10,610)	0	(1,792)
19 ITC Amortization	0	N37	0	0	0	0	0	0
20 Other Return Adjustments	0	Direct	0	0	0	0	0	0
21 Net Return	\$1,257,910		\$621,590	\$116,929	\$0	\$446,391	\$0	\$73,000
23 Interest Expense	397,160	N67	195,976	37,465	0	140,694	0	29,028
24 Capitalized Payroll Taxes	0	N37	0	0	0	0	0	0
25 Depreciation Adjustment	0	N37	0	0	0	0	0	0
27 Other Income Adjustments	0	Direct	0	0	0	0	0	0
28 After Tax Income	\$860,750		\$425,614	\$79,464	\$0	\$305,698	\$0	\$49,974
30 State Income Taxes	\$0	29	0	0	0	0	0	0
31 Federal Income Taxes	0	29	0	0	0	0	0	0
32 Operating Expenses and Taxes	3,178,411	O195	1,170,550	482,741	24,000	1,245,900	129,177	146,043
33 Uncollectibles	88,310	Direct	98,404	20,302	0	29,604	0	0
34 Other Revenue Adjustments	0	Direct	0	0	0	0	0	0
35 Basis for Gross Receipts Tax	4,468,469	16+31+32+33	1,807,120	584,436	24,000	1,702,902	129,177	220,835
37 Gross Receipts Tax	139,938	37	56,593	18,303	752	53,329	4,045	6,916
39 TOTAL REVENUE REQUIREMENT	\$4,664,570		\$1,887,137	\$618,275	\$24,752	\$1,775,225	\$133,222	\$225,959

VENTURE COMMUNICATIONS COOPERATIVE

***** FCC PART 69 ***** IntraLATA Investment Summary		Part 36 IntraLATA Total	Source	Common Line	Local Switching	Information	Common Transport	Billing and Collection	Other	
(A)	(B)	(C)	(D)	(E)	(F)	(G)	(H)	(I)		
13 Land and Support Assets	\$2,174,300	L25	\$269,778	\$528,636	\$0	\$1,177,076	\$0	\$198,810	O.K.	
14										
15 Central Office Equipment	\$10,109,027	L70	\$1,650,172	\$3,233,556	\$0	\$5,025,529	\$0	\$199,771	O.K.	
16 Info. Term./Orig. Equipment	0	L78	0	0	0	0	0	0	O.K.	
17 Cable and Wire Facilities	13,097,138	L117	9,908,435	0	0	2,174,393	0	1,016,310	O.K.	
18										
19 Total COE, IOT, C&WF	\$23,206,165		\$11,556,607	\$3,233,556	\$0	\$7,199,922	\$0	\$1,216,080	O.K.	
20										
21 Total Tangible Assets	\$0	L141	\$0	\$0	\$0	\$0	\$0	\$0	O.K.	
22										
23 Total Tele. Plt. ex Intang.	\$25,380,465		\$11,826,384	\$3,762,192	\$0	\$8,378,998	\$0	\$1,414,890	O.K.	
24 Total Intangible Assets	194,413	L144	90,590	28,818	0	64,167	0	10,838	O.K.	
25										
26 Total Plant In Service	\$25,574,879		\$11,916,974	\$3,791,011	\$0	\$8,441,166	\$0	\$1,425,728	O.K.	
27 Total Plt. Held Future Use	0	L147	0	0	0	0	0	0	O.K.	
28 Total ST PUC	0	L183	0	0	0	0	0	0	O.K.	
29 Total LT PUC	0	L184	0	0	0	0	0	0	O.K.	
30 Total Tel. Plt. Adjust.	0	L189	0	0	0	0	0	0	O.K.	
31										
32 TOTAL TELEPHONE PLANT	\$25,574,879		\$11,916,974	\$3,791,011	\$0	\$8,441,166	\$0	\$1,425,728	O.K.	
33										
34 less:										
35 Accum. Depr., Plt. in Serv.	12,669,538	M23	5,549,061	2,573,361	0	3,869,574	0	677,542	O.K.	
36 Accum. Depr. PHFU	0	M27	0	0	0	0	0	0	O.K.	
37 Accum. Amort. Tangible Plt.	0	M28	0	0	0	0	0	0	O.K.	
38 Accum. Amort. Intangibles	137,820	M29	64,128	20,400	0	45,422	0	7,672	O.K.	
39 Accum. Amort. Other	0	M30	0	0	0	0	0	0	O.K.	
40 Accum. Def. Inc. Taxes, Net	0	M47	0	0	0	0	0	0	O.K.	
41										
42 plus:										
43 Other Assets	0	Direct	0	0	0	0	0	0	O.K.	
44										
45 NET TELEPHONE PLANT	\$12,767,721		\$6,303,787	\$1,197,250	\$0	\$4,528,169	\$0	\$740,514	O.K.	
46 plus:										
47 Class B RTB Stock	0	L171	0	0	0	0	0	0	O.K.	
48 Materials and Supplies	54,825	L173	25,547	8,127	0	18,095	0	3,056	O.K.	
49 Cash Working Capital	78,026	L175	36,357	11,566	0	25,753	0	4,350	O.K.	
50 Equal Access Investment	0	L177	0	0	0	0	0	0	O.K.	
51										
52 NET INVESTMENT	\$12,900,572		\$6,365,691	\$1,216,942	\$0	\$4,570,018	\$0	\$747,920	O.K.	
53										

VENTURE COMMUNICATIONS COOPERATIVE

***** FCC PART 69 *****		Part 36								
IntraLATA Investment		IntraLATA								
Detail		(A)	(B)	(C)	(D)	(E)	(F)	(G)	(H)	(I)
		Total	Source or Apportion	Common Line	Local Switching	Information	Common Transport	Billing and Collection	Other	
13	LAND AND SUPPORT ASSETS:									
14	Land Assets, Message	\$0	N28	0	0	0	0	0	0	O.K.
15	Land Assets, Private Line	0	N28	0	0	0	0	0	0	O.K.
16	Total Land Assets	\$0		\$0	\$0	\$0	\$0	\$0	\$0	O.K.
17	Support Assets, Message	\$2,060,360	N28	\$255,640	\$500,934	\$0	\$1,115,393	\$0	\$188,392	O.K.
18	Support Assets, Private Line	113,941	N28	14,137	27,702	0	61,693	0	10,418	O.K.
19	Total Support Assets	\$2,174,300		\$269,778	\$528,636	\$0	\$1,177,076	\$0	\$198,810	O.K.
20	Total Land and Supp. Assets	\$2,174,300		\$269,778	\$528,636	\$0	\$1,177,076	\$0	\$198,810	O.K.
21	CENTRAL OFFICE EQUIPMENT:									
22	Operator Sys., DA	\$0	(F)	0	0	0	0	0	0	O.K.
23	Operator Sys., Other	0	(I)	0	0	0	0	0	0	O.K.
24	Total Operator Systems	\$0		\$0	\$0	\$0	\$0	\$0	\$0	O.K.
25	Tandem Switching	\$700,281	(G)	\$0	\$0	\$0	\$700,281	\$0	\$0	O.K.
26	Tandem Assigned	0	Direct	0	0	0	0	0	0	O.K.
27	Total Tandem Switching	\$700,281		\$0	\$0	\$0	\$700,281	\$0	\$0	O.K.
28	Local Switching	\$3,233,556	(E)	\$0	\$3,233,556	\$0	\$0	\$0	\$0	O.K.
29	Local Assigned	0	Direct	0	0	0	0	0	0	O.K.
30	Total Local Switching	\$3,233,556		\$0	\$3,233,556	\$0	\$0	\$0	\$0	O.K.
31	Total Switching	\$3,933,837		\$0	\$3,233,556	\$0	\$700,281	\$0	\$0	O.K.

VENTURE COMMUNICATIONS COOPERATIVE

***** FCC PART 69 ***** IntraLATA Investment Detail	Part 36 IntraLATA Total	Source or Apportion	Common Line	Local Switching	Information	Common Transport	Billing and Collection	Other	
(A)	(B)	(C)	(D)	(E)	(F)	(G)	(H)	(I)	
58 COE Exch. Trunk	\$0	Direct	\$0	\$0	\$0	\$0	\$0	\$0	O.K.
59 COE Exch. Line - Message	1,650,172	(D)	1,650,172	0	0	0	0	0	O.K.
60 COE Exch. Line - PL etc.	151,592	(I)	0	0	0	0	0	151,592	O.K.
61 COE Exch. Line - Assigned	0	Direct	0	0	0	0	0	0	O.K.
62 COE Interexchange, Message	3,758,736	(G)	0	0	0	3,758,736	0	0	O.K.
63 COE Interexchange, PL	0	(I)	0	0	0	0	0	0	O.K.
64 COE Interexchange, Assigned	48,179	(G)	0	0	0	0	0	48,179	O.K.
65 COE H/R Message	566,512	(G)	0	0	0	566,512	0	0	O.K.
66 COE H/R Assigned	0	Direct	0	0	0	0	0	0	O.K.
67									
68 Total COE Transmission	\$6,175,190		\$1,650,172	\$0	\$0	\$4,325,248	\$0	\$199,771	O.K.
69									
70 Total Central Office Equip.	\$10,109,027		\$1,650,172	\$3,233,556	\$0	\$5,025,529	\$0	\$199,771	O.K.
71									
72 IOT EQUIPMENT:									
73									
74 Public Telephone	\$0	N43	\$0	\$0	\$0	\$0	\$0	\$0	O.K.
75 Coinless Pay Phone	0	(D)	0	0	0	0	0	0	O.K.
76 Customer Premises Equipment	0	N60	0	0	0	0	0	0	O.K.
77									
78 Total IOT Equipment	\$0		\$0	\$0	\$0	\$0	\$0	\$0	O.K.
79									
80 CABLE AND WIRE FACILITIES:									
81									
82 Exchange PL and WATS	\$910,046	(I)	\$0	\$0	\$0	\$0	\$0	\$910,046	O.K.
83 Exchange Message	9,906,435	(D)	9,906,435	0	0	0	0	0	O.K.
84 Exchange Assigned	0	Direct	0	0	0	0	0	0	O.K.
85									
86 Total Exchange Line C&WF	\$10,816,480		\$9,906,435	\$0	\$0	\$0	\$0	\$910,046	O.K.
87									
88 Exchange Trunk, Message	\$0	Direct	\$0	\$0	\$0	\$0	\$0	\$0	O.K.
89 Exchange Trunk, PL	0	Direct	0	0	0	0	0	0	O.K.
90									
91 Total Exchange Trunk C&WF	\$0		\$0	\$0	\$0	\$0	\$0	\$0	O.K.
92									
93 Interexchange Message	\$1,848,722	(G)	\$0	\$0	\$0	\$1,848,722	\$0	\$0	O.K.
94 Interexchange PL, WATS	0	(I)	0	0	0	0	0	0	O.K.
95 Interexchange Assigned	106,264	(G)	0	0	0	0	0	106,264	O.K.
96									
97 Total Interexchange C&WF	\$1,954,986		\$0	\$0	\$0	\$1,848,722	\$0	\$106,264	O.K.

VENTURE COMMUNICATIONS COOPERATIVE

***** FCC PART 69 *****		Part 36	Source or	Common	Local	Information	Common	Billing and	Other	
IntraLATA Investment		IntraLATA	Apportion	Line	Switching		Transport	Collection		
Detail		Total								
(A)	(B)	(C)	(D)	(E)	(F)	(G)	(H)	(I)		
111 H/R C&WF, Message	\$325,672	(G)	\$0	\$0	\$0	\$325,672	\$0	\$0	\$0	O.K.
112 H/R C&WF, WATS	0	(I)	0	0	0	0	0	0	0	O.K.
113 H/R C&WF, Assigned	0	Direct	0	0	0	0	0	0	0	O.K.
114										
115 Total Host/Remote C&WF	\$325,672		\$0	\$0	\$0	\$325,672	\$0	\$0	\$0	O.K.
116										
117 Total Cable and Wire Facil.	\$13,097,138		\$9,906,435	\$0	\$0	\$2,174,393	\$0	\$1,016,310		O.K.
118										
119 TANGIBLE ASSETS:										
120										
121 Land and Support Leases	\$0	N28	0	0	0	0	0	0	0	O.K.
122										
123 COE Operator Leases	\$0	32	\$0	\$0	\$0	\$0	\$0	\$0	\$0	O.K.
124 COE Tandem Switching Leases	0	34	0	0	0	0	0	0	0	O.K.
125 COE Local Switching Leases	0	39	0	0	0	0	0	0	0	O.K.
126 COE Transmission Leases	0	68	0	0	0	0	0	0	0	O.K.
127										
128 Total COE Leases	\$0		\$0	\$0	\$0	\$0	\$0	\$0	\$0	O.K.
129										
130 IOT Equipment Leases	\$0	78	0	0	0	0	0	0	0	O.K.
131										
132 C&WF Leases	\$0	117	0	0	0	0	0	0	0	O.K.
133										
134 Total Capital Leases	\$0		\$0	\$0	\$0	\$0	\$0	\$0	\$0	O.K.
135										
136 Leasehold Impr., Alloc.	\$0	N37	0	0	0	0	0	0	0	O.K.
137 Leasehold Impr., Direct	0	Direct	0	0	0	0	0	0	0	O.K.
138										
139 Total Leasehold Improvementsa	\$0		\$0	\$0	\$0	\$0	\$0	\$0	\$0	O.K.
140										
141 Total Tangible Assets	\$0		\$0	\$0	\$0	\$0	\$0	\$0	\$0	O.K.
142										
143										
144 TOTAL INTANGIBLE ASSETS	\$194,413	N37	\$90,590	\$28,818	\$0	\$64,167	\$0	\$10,838		O.K.
145										
146										
147 PROPERTY HELD FOR FUTURE US	\$0	N46	0	0	0	0	0	0	0	O.K.

VENTURE COMMUNICATIONS COOPERATIVE

***** FCC PART 69 *****
IntraLATA Investment
Detail

Part 38
IntraLATA
Total

(A)	(B)	(C)	(D)	(E)	(F)	(G)	(H)	(I)
		Source or Apportion	Common Line	Local Switching	Information	Common Transport	Billing and Collection	Other
161 PLANT UNDER CONSTRUCTION:								
162 Short-term	\$0	N46	\$0	\$0	\$0	\$0	\$0	\$0 O.K.
164 Long-term	0	N46	0	0	0	0	0	0 O.K.
165 Total Pll. Under Const.	\$0		\$0	\$0	\$0	\$0	\$0	\$0 O.K.
167								
168 TELEPHONE PLANT ADJUSTMENT	\$0	N46	\$0	\$0	\$0	\$0	\$0	\$0 O.K.
170								
171 CLASS B RTB STOCK	\$0	N37	\$0	\$0	\$0	\$0	\$0	\$0 O.K.
172								
173 MATERIALS AND SUPPLIES	\$54,825	N37	\$25,547	\$8,127	\$0	\$18,095	\$0	\$3,056 O.K.
174								
175 CASH WORKING CAPITAL	\$78,026	N37	\$36,357	\$11,566	\$0	\$25,753	\$0	\$4,350 O.K.
176								
177 EQUAL ACCESS INVESTMENT	\$0	Direct	\$0	\$0	\$0	\$0	\$0	\$0 O.K.

VENTURE COMMUNICATIONS COOPERATIVE

***** FCC PART 69 *****		Part 36									
IntraLATA		IntraLATA									
Reserves and Deferrals		Total									
(A)	(B)	(C)	(D)	(E)	(F)	(G)	(H)	(I)			
		Source or Apportion	Common Line	Local Switching	Information	Common Transport	Billing and Collection	Other			
13	ACCUM. DEPRECIATION, TPIS:										
14	Support Assets	N28	\$152,132	\$298,106	\$0	\$663,771	\$0	\$112,112	O.K.		
15	COE Switching	L44	0	2,275,255	0	492,745	0	0	O.K.		
16	COE Operator	L32	0	0	0	0	0	0	O.K.		
17	COE Transmission	L88	636,439	0	0	1,668,164	0	77,048	O.K.		
18	IOT Equipment	L78	0	0	0	0	0	0	O.K.		
19	Cable and Wire Facilities	L117	4,760,490	0	0	1,044,894	0	486,383	O.K.		
20	Other Plant	N37	0	0	0	0	0	0	O.K.		
21											
22	Total Accum. Depr., TPIS		\$5,549,061	\$2,573,361	\$0	\$3,869,574	\$0	\$677,542	O.K.		
23											
24	ACCUM. AMORTIZATION:										
25	Accum. Depreciation, PHFU	N37	\$0	\$0	\$0	\$0	\$0	\$0	O.K.		
26	Accum. Amort., Tangible Inv.	N37	\$0	\$0	\$0	\$0	\$0	\$0	O.K.		
27	Accum. Amort., Intang. Inv.	N37	\$64,126	\$20,400	\$0	\$45,422	\$0	\$7,672	O.K.		
28	Accum. Amort., Other	N37	\$0	\$0	\$0	\$0	\$0	\$0	O.K.		
29											
30	Tot. Accum. Amortization		\$64,126	\$20,400	\$0	\$45,422	\$0	\$7,672	O.K.		
31											
32	Total Accum. Depr./Amort.		\$5,613,186	\$2,593,761	\$0	\$3,914,996	\$0	\$685,214	O.K.		
33											
34	ACCUM. DEF. INC. TAXES, NET:										
35	Support Assets	N28	\$0	\$0	\$0	\$0	\$0	\$0	O.K.		
36	COE Switching	L44	0	0	0	0	0	0	O.K.		
37	COE Operator	L32	0	0	0	0	0	0	O.K.		
38	COE Transmission	L88	0	0	0	0	0	0	O.K.		
39	IOT Equipment	L78	0	0	0	0	0	0	O.K.		
40	Cable and Wire Fac.	L117	0	0	0	0	0	0	O.K.		
41	Unclassified	N37	0	0	0	0	0	0	O.K.		
42											
43	Total Accum. Def. Inc. Taxes		\$0	\$0	\$0	\$0	\$0	\$0	O.K.		
44											
45											
46											
47											

VENTURE COMMUNICATIONS COOPERATIVE

***** FCC PART 69 ***** Apportionment Factors		Part 36 IntraLATA Total	Source	Common Line	Local Switching	Information	Common Transport	Billing and Collection	Other	
(A)	(B)	(C)	(D)	(E)	(F)	(G)	(H)	(I)		
13	Central Office Equipment	\$10,109,027	L70	\$1,650,172	\$3,233,556	\$0	\$5,025,529	\$0	\$199,771	O.K.
14	Info. Orig./Term. Eqpt.	0	L78	0	0	0	0	0	0	O.K.
15	C&W Facilities	13,097,138	L117	9,906,435	0	0	2,174,393	0	1,016,310	O.K.
16										
17	Total	\$23,206,165		\$11,556,607	\$3,233,556	\$0	\$7,199,922	\$0	\$1,216,080	O.K.
18	Factor	1.000000		0.497997	0.139340	0.000000	0.310259	0.000000	0.052403	O.K.
19										
20	Sum: Sw., Trans., Other	\$11,649,559	17	\$0	\$3,233,556	\$0	\$7,199,922	\$0	\$1,216,080	O.K.
21	Factor	1.000000		0.000000	0.277569	0.000000	0.618043	0.000000	0.104389	O.K.
22										
23	Central Office Equipment	\$10,109,027	L70	\$1,650,172	\$3,233,556	\$0	\$5,025,529	\$0	\$199,771	O.K.
24	Info. Orig./Term. Eqpt.	0	L78	0	0	0	0	0	0	O.K.
25	C&WF, Excl. Exch. Message	3,190,703	L117-83	0	0	0	2,174,393	0	1,016,310	O.K.
26										
27	Total	\$13,299,730		\$1,650,172	\$3,233,556	\$0	\$7,199,922	\$0	\$1,216,080	O.K.
28	Factor	1.000000		0.124076	0.243129	0.000000	0.541359	0.000000	0.091436	O.K.
29										
30	General Support Facilities	\$2,174,300	L25	\$269,778	\$528,636	\$0	\$1,177,076	\$0	\$198,810	O.K.
31	Central Office Equipment	10,109,027	13	1,650,172	3,233,556	0	5,025,529	0	199,771	O.K.
32	Info. Orig./Term. Eqpt.	0	14	0	0	0	0	0	0	O.K.
33	C&W Facilities	13,097,138	15	9,906,435	0	0	2,174,393	0	1,016,310	O.K.
34	Equal Access Investment	0	L177	0	0	0	0	0	0	O.K.
35										
36	Total	\$25,380,465		\$11,826,384	\$3,762,192	\$0	\$8,376,998	\$0	\$1,414,890	O.K.
37	Factor	1.000000		0.465964	0.148232	0.000000	0.330057	0.000000	0.055747	O.K.
38										
39	Sum: Com. Ln., Sw., Trans.	\$23,965,575	36	\$11,826,384	\$3,762,192	\$0	\$8,376,998	\$0	\$0	O.K.
40	Factor	1.000000		0.493474	0.156983	0.000000	0.349543	0.000000	0.000000	O.K.
41										
42	COE Cat. 2 Factor	1.000000	Direct	0.000000	0.000000	0.000000	1.000000	0.000000	0.000000	O.K.
43	IOT Cat. 1 Factor	1.000000	Direct	1.000000	0.000000	0.000000	0.000000	0.000000	0.000000	O.K.
44										
45	Total TPIS	\$25,574,879	K26	\$11,916,974	\$3,791,011	\$0	\$8,441,166	\$0	\$1,425,728	O.K.
46	Factor	1.000000		0.465964	0.148232	0.000000	0.330057	0.000000	0.055747	O.K.

VENTURE COMMUNICATIONS COOPERATIVE

	(A)	(B)	(C)	(D)	(E)	(F)	(G)	(H)	(I)
	***** FCC PART 69 ***** Apportionment Factors	IntraLATA Total	Source	Common Line	Local Switching	Information	Common Transport	Billing and Collection	Other
60	Interstate Equiv. Factor	0.000000	Direct	0.000000	0.000000	0.000000	0.000000	0.000000	0.000000
61	Wtd. Std. Work Seconds	1.000000	Direct	1.000000	0.000000	0.000000	0.000000	0.000000	0.000000
62	"BIG THREE" Expenses	\$1,088,522	O171	\$351,627	\$89,215	\$17,340	\$489,126	\$95,928	\$45,387
63	Factor	1.000000		0.323032	0.081959	0.015930	0.449349	0.088035	0.041696
64									
65	Net Investment	\$12,900,572	J13	\$6,365,691	\$1,216,942	\$0	\$4,570,018	\$0	\$747,920
66	Factor	1.000000		0.493443	0.094332	0.000000	0.354249	0.000000	0.057976
67									

(0)

VENTURE COMMUNICATIONS COOPERATIVE

***** FCC PART 69 ***** Operating Expenses and Taxes	Part 36 IntraLATA Total	Apportion	Common Line	Local Switching	Information	Common Transport	Billing and Collection	Other	
(A)	(B)	(C)	(D)	(E)	(F)	(G)	(H)	(I)	
13 PLANT SPEC. OPER. EXPENSE:									
14									
15 Network Support, Alloc.	\$0	N37	\$0	\$0	\$0	\$0	\$0	\$0	O.K.
16 Network Support, Direct	0	Direct	0	0	0	0	0	0	O.K.
17									
18 Total Network Support Exp.	\$0		\$0	\$0	\$0	\$0	\$0	\$0	O.K.
19									
20 General Support, Alloc.	\$52,424	N30	\$6,505	\$12,746	\$0	\$28,380	\$0	\$4,793	O.K.
21 General Support, Direct	0	Direct	0	0	0	0	0	0	O.K.
22									
23 Total General Support Exp.	\$52,424		\$6,505	\$12,746	\$0	\$28,380	\$0	\$4,793	O.K.
24									
25 Central Office Eq., Alloc.	\$174,586	N31	\$28,499	\$55,845	\$0	\$86,792	\$0	\$3,450	O.K.
26 Central Office Eq., Direct	7,880	Direct	0	0	0	7,880	0	0	O.K.
27									
28 Total COE Exp.	\$182,466		\$28,499	\$55,845	\$0	\$94,672	\$0	\$3,450	O.K.
29									
30 Cust. Premises Equip.	\$0	L76	\$0	\$0	\$0	\$0	\$0	\$0	O.K.
31 Other IOT	0	N43	0	0	0	0	0	0	O.K.
32 IOT Direct	0	Direct	0	0	0	0	0	0	O.K.
33									
34 Total IOT Exp.	\$0		\$0	\$0	\$0	\$0	\$0	\$0	O.K.
35									
36 Cable & Wire, Alloc.	\$343,398	N33	\$259,740	\$0	\$0	\$57,011	\$0	\$26,647	O.K.
37 Cable & Wire, Direct	263,141	Direct	0	0	0	263,141	0	0	O.K.
38									
39 Total C&WF Exp.	\$606,539		\$259,740	\$0	\$0	\$320,152	\$0	\$26,647	O.K.
40									
41 TOTAL PLT. SPEC. OPER. EXP.	\$841,429		\$294,744	\$68,590	\$0	\$443,205	\$0	\$34,891	O.K.
42									
43 TOTAL PLT. SPEC., ex SUPPORT	\$789,005		\$288,239	\$55,845	\$0	\$414,825	\$0	\$30,097	O.K.

VENTURE COMMUNICATIONS COOPERATIVE

***** FCC PART 69 ***** Operating Expenses and Taxes	Part 36 IntraLATA Total	Apportion	Common Line	Local Switching	Information	Common Transport	Billing and Collection	Other	
(A)	(B)	(C)	(D)	(E)	(F)	(G)	(H)	(I)	
57 NON-SPECIFIC OPER. EXP.:									
58									
59 Oth. Plt. and Equip., Alloc.	\$0	N18	\$0	\$0	\$0	\$0	\$0	\$0	O.K.
60 Oth. Plt. and Equip., Direct	0	Direct	0	0	0	0	0	0	O.K.
61									
62 Total Oth. Plt. & Equip.	\$0		\$0	\$0	\$0	\$0	\$0	\$0	O.K.
63									
64 Network Operations, Alloc.	\$108,329	N18	\$53,948	\$15,095	\$0	\$33,610	\$0	\$5,677	O.K.
65 Network Operations, Direct	0	Direct	0	0	0	0	0	0	O.K.
66									
67 Total Network Oper. Exp.	\$108,329		\$53,948	\$15,095	\$0	\$33,610	\$0	\$5,677	O.K.
68									
69 Total Access Expenses	\$0	Direct	\$0	\$0	\$0	\$0	\$0	\$0	O.K.
70									
71 Depr., Support Assets	\$170,859	L23	\$21,199	\$41,541	\$0	\$92,496	\$0	\$15,623	O.K.
72 Depr., COE Switching	359,286	L44	0	295,328	0	63,958	0	0	O.K.
73 Depr., COE Operator	0	L32	0	0	0	0	0	0	O.K.
74 Depr., COE Transmission	410,333	L68	109,652	0	0	287,407	0	13,274	O.K.
75 Depr., IOT Equipment	0	L78	0	0	0	0	0	0	O.K.
76 Depr., C&W Facilities	721,201	L117	545,503	0	0	119,734	0	55,964	O.K.
77 Depr., PHFU	0	L147	0	0	0	0	0	0	O.K.
78									
79 Total Depreciation Expense	\$1,661,679		\$676,354	\$336,869	\$0	\$563,595	\$0	\$84,861	O.K.
80									
81 Amort., Tangible Assets	\$0	L141	\$0	\$0	\$0	\$0	\$0	\$0	O.K.
82 Amort., Intangible Assets	0	L144	0	0	0	0	0	0	O.K.
83 Other Amortization	0	Direct	0	0	0	0	0	0	O.K.
84 Direct Assigned Amort.	0	Direct	0	0	0	0	0	0	O.K.
85									
86 Total Amortization Exp.	\$0		\$0	\$0	\$0	\$0	\$0	\$0	O.K.
87									
88 Total Depr. and Amort.	\$1,661,679		\$676,354	\$336,869	\$0	\$563,595	\$0	\$84,861	O.K.
89									
90 TOTAL NON-SPEC. OPER. EXP.	\$1,770,008		\$730,302	\$351,964	\$0	\$597,205	\$0	\$90,538	O.K.

VENTURE COMMUNICATIONS COOPERATIVE

***** FCC PART 69 ***** Operating Expenses and Taxes	Part 36 IntraLATA Total	Apportion	Common Line	Local Switching	Information	Common Transport	Billing and Collection	Other	
(A)	(B)	(C)	(D)	(E)	(F)	(G)	(H)	(I)	
104 CUSTOMER OPERATIONS EXPENSE:									
105									
106 Marketing, Allocable	\$4,921	N37	\$2,293	\$729	\$0	\$1,624	\$0	\$274	O.K.
107 Marketing, Direct	0	Direct	0	0	0	0	0	0	O.K.
108									
109 Total Marketing Expense	\$4,921		\$2,293	\$729	\$0	\$1,624	\$0	\$274	O.K.
110									
111 Operator Service, Alloc.	\$0	N61	\$0	\$0	\$0	\$0	\$0	\$0	O.K.
112 Operator Service, Direct	0	Direct	0	0	0	0	0	0	O.K.
113									
114 Total Operator Service	\$0		\$0	\$0	\$0	\$0	\$0	\$0	O.K.
115									
116 Classified Directory	\$0	Direct	\$0	\$0	\$0	\$0	\$0	\$0	O.K.
117 Alphabetical Directory	11,382	(F)	0	0	11,382	0	0	0	O.K.
118 Foreign Directory	0	Direct	0	0	0	0	0	0	O.K.
119									
120 Total Directory	\$11,382		\$0	\$0	\$11,382	\$0	\$0	\$0	O.K.
121									
122 Bus. Ofc., EU Presubscription	0	N40	\$0	\$0	\$0	\$0	\$0	\$0	O.K.
123 Bus. Ofc., Reserved	0	(I)	0	0	0	0	0	0	O.K.
124 Bus. Ofc., EU Access PL & All Other	1,812	(H)	0	0	0	0	0	1,812	O.K.
125 Bus. Ofc., EU Message	14,907	(H)	0	0	0	0	14,907	0	O.K.
126 Bus. Ofc., EU Reserved	0	(I)	0	0	0	0	0	0	O.K.
127 Bus. Ofc., IX Special Access	37	(I)	0	0	0	0	0	37	O.K.
128 Bus. Ofc., IX Switched Access	854	N40	421	134	0	299	0	0	O.K.
129 Bus. Ofc., IX Billing and Collection	0	(H)	0	0	0	0	0	0	O.K.
130 Bus. Ofc., Coin Collection & Administr.	0	(D)	0	0	0	0	0	0	O.K.
131 Bus. Ofc., Reserved	0	(I)	0	0	0	0	0	0	O.K.
132									
133 Total Business Office	\$17,610		\$421	\$134	\$0	\$299	\$14,907	\$1,849	O.K.
134									
135 Cust. Serv., Msg. Process	\$8,620	(H)	0	0	0	0	8,620	0	O.K.
136 Cust. Serv., Other B&C	39,376	(H)	0	0	0	0	39,376	0	O.K.
137 Cust. Serv., CABS	10,868	N21	0	3,017	0	6,717	0	1,134	O.K.
138 Cust. Serv., EU Common Line	0	(H)	0	0	0	0	0	0	O.K.
139									
140 Total Customer Service	\$58,864		\$0	\$3,017	\$0	\$6,717	\$47,996	\$1,134	O.K.
141									
142 Total BO, CS, OS, Dir.	\$87,856		\$421	\$3,151	\$11,382	\$7,015	\$62,903	\$2,983	O.K.

VENTURE COMMUNICATIONS COOPERATIVE

***** FCC PART 69 ***** Operating Expenses and Taxes		Part 36 IntraLATA Total	Apportion	Common Line	Local Switching	Information	Common Transport	Billing and Collection	Other	
(A)	(B)	(C)	(D)	(E)	(F)	(G)	(H)	(I)		
158	Other Cust. Serv., Alloc.	\$45,986	142	\$221	\$1,649	\$5,958	\$3,672	\$32,925	\$1,562	O.K.
159	Other Cust. Serv., Direct	0	Direct	0	0	0	0	0	0	O.K.
160										
161	Total Other Cust. Serv.	\$45,986		\$221	\$1,649	\$5,958	\$3,672	\$32,925	\$1,562	O.K.
162										
163	TOTAL CUSTOMER OPER. EXP.	\$138,763		\$2,935	\$5,529	\$17,340	\$12,312	\$95,828	\$4,819	O.K.
164										
165	"BIG-THREE" EXPENSES:									
166										
167	Total Plt. Specific Exp.	\$841,429	41	\$294,744	\$68,590	\$0	\$443,205	\$0	\$34,891	O.K.
168	Total Plt Non-specific Exp.	108,329	62 + 67 +69	53,948	15,095	0	33,610	0	5,677	O.K.
169	Total Customer Operations	138,763	163	2,935	5,529	17,340	12,312	95,828	4,819	O.K.
170										
171	TOTAL "BIG THREE" EXPENSES	\$1,088,522		\$351,627	\$89,215	\$17,340	\$489,126	\$95,828	\$45,387	O.K.
172										
173	CORPORATE OPERATIONS EXPENSE:									
174										
175	Exec. and Planning, Alloc.	\$128,151	N64	\$41,397	\$10,503	\$2,041	\$57,585	\$11,282	\$5,343	O.K.
176	Exec. and Planning, Direct	0	Direct	0	0	0	0	0	0	O.K.
177										
178	Total Exec. and Planning	\$128,151		\$41,397	\$10,503	\$2,041	\$57,585	\$11,282	\$5,343	O.K.
179										
180	Admin. & General, Allocable	\$250,672	N64	\$80,975	\$20,545	\$3,993	\$112,639	\$22,068	\$10,452	O.K.
181	Admin. & General, Direct	34,126	Direct	12,667	3,214	625	17,620	0	0	O.K.
182										
183	Total Admin. and Gen.	\$284,798		\$93,642	\$23,759	\$4,618	\$130,259	\$22,068	\$10,452	O.K.
184										
185	TOTAL CORPORATE OPERATIONS	\$412,949		\$135,039	\$34,262	\$6,660	\$187,844	\$33,350	\$15,795	O.K.
186										
187	NON-INCOME TAXES:									
188										
189	Non-income Taxes, Allocable	\$0	N37	\$0	\$0	\$0	\$0	\$0	\$0	O.K.
190	Non-income Taxes, Direct	15,262	Direct	7,531	2,396	0	5,335	0	0	O.K.
191										O.K.
192										
193	Total Non-income Taxes	\$15,262		\$7,531	\$2,396	\$0	\$5,335	\$0	\$0	O.K.
194										
195	TOTAL OPER. EXP. AND TAXES	\$3,178,411		\$1,170,550	\$462,741	\$24,000	\$1,245,900	\$129,177	\$146,043	O.K.

SOUTH DAKOTA PUC INTRASTATE ACCESS COST MODEL

COMPANY NAME VENTURE COMMUNICATIONS COOPERATIVE
 PERIOD ADDRESSED ENDING DECEMBER 31, 2002
 RUN DATE AND TIME 17-Jun-2003 05:21:05 PM

NOTES: SEE SHEET "G" TO INPUT PART 36 ALLOCATION FACTORS.

Intrastate

***** FCC PART 36 *****	TOTAL COMPANY	Source/ Allocator	Interstate and Other	Intrastate				TOTAL INTRASTATE
				Message Telephone Service		Private Line		
				InterLATA	IntraLATA	InterLATA	IntraLATA	
(A)	(B)	(C)	(D)	(E)	(F)	(G)	(H)	(I)
PLANT INVESTMENT DETAIL:								
21 Land, Allocable	0	---	---	---	---	---	---	---
22 Land, Direct	0	---	0	---	0	---	0	0
23 Motor Vehicles	0	---	---	---	---	---	---	---
24 Aircraft	0	---	---	---	---	---	---	---
25 Special Purpose Vehicles	0	---	---	---	---	---	---	---
26 Garage Work Equipment	0	---	---	---	---	---	---	---
27 Other Work Equipment	7,232,618	---	---	---	---	---	---	---
28 Buildings, Allocable	0	---	---	---	---	---	---	---
29 Buildings, Direct	0	---	0	0	0	0	0	0
30 Furniture	0	---	---	---	---	---	---	---
31 Office Equipment	0	---	---	---	---	---	---	---
32 General Purpose Computers	0	---	---	---	---	---	---	---
33 CAT 1 Oper. Sys., TSPS	0	---	---	---	---	---	---	---
34 CAT 1 Oper. Sys., Other TSPS	0	---	---	---	---	---	---	---
35 CAT 1 Oper. Sys., Aux. Pos.	0	---	---	---	---	---	---	---
36 CAT 1 Oper. Sys., Other	0	---	0	0	0	0	0	0
37 CAT 2 Tandem Sw. Allocable	1,622,572	---	---	---	---	---	---	---
38 CAT 2 Tandem Sw. Direct	0	---	0	0	0	0	0	0
39 CAT 3 Local Sw. Allocable	9,572,398	---	---	---	---	---	---	---
40 CAT 3 Local Sw. Direct	0	---	0	0	0	0	0	0
41 CAT 4.12 Exchange Trunk	1,600,788	---	---	---	---	---	---	---
42 CAT 4.12 Exch. Tr. Direct	0	---	0	0	0	0	0	0
43 CAT 4.13 Exch. Ln. Msg., PL & WATS	6,875,656	---	---	---	---	---	---	---
44 Reserved	0	---	---	---	---	---	---	---
45 CAT 4.13 Direct	0	---	0	0	0	0	0	0
46 CAT 4.23 Message, PL & WATS	8,778,402	---	---	---	---	---	---	---
47 Reserved	0	---	---	---	---	---	---	---
48 CAT 4.23 Direct	98,921	---	50,742	0	0	0	48,179	48,179
49 CAT 4.3 H/R Message	1,490,150	---	---	---	---	---	---	---
50 CAT 4.3 WATS	0	---	0	0	0	0	0	0
51 CAT 4.3 Direct	0	---	0	0	0	0	0	0
52 CAT 1 Other IOT Equipment	0	---	---	---	---	---	---	---
53 CAT 1 Coinless Pay Phones	0	---	0	0	0	0	0	0

SOUTH DAKOTA PUC INTRASTATE ACCESS COST MODEL

VENTURE COMMUNICATIONS COOPERATIVE
ENDING DECEMBER 31, 2002

***** FCC PART 36 *****		TOTAL COMPANY	Source/ Allocator	Intrastate						TOTAL INTRASTATE
				Interstate and Other	Message Telephone Service		Private Line			
					InterLATA	IntraLATA	InterLATA	IntraLATA		
(A)	(B)	(C)	(D)	(E)	(F)	(G)	(H)	(I)		
70	CAT 2 CP Equipment	0	---	0	0	0	0	0	0	
71	Reserved	0	---	---	---	---	---	---	---	
72	Reserved	0	---	---	---	---	---	---	---	
73	CAT 1.3 Joint Msg., Cat. 1.1 & 1.2 PL	41,276,453	---	---	---	---	---	---	---	
74	Other CAT 1 C&WF	0	---	0	0	0	0	0	0	
75	CAT 2 C&WF	526,923	---	---	---	---	---	---	---	
76	CAT 2 C&WF, Wideband	0	---	0	0	0	0	0	0	
77	CAT 3 Joint Message & PLWATS	4,275,144	---	---	---	---	---	---	---	
78	Reserved	0	---	---	---	---	---	---	---	
79	CAT 3 Direct	219,213	---	112,949	0	0	0	106,264	106,264	
80	CAT 4 Message	856,645	---	---	---	---	---	---	---	
81	CAT 4 WATS	0	---	0	0	0	0	0	0	
82	CAT 4 Direct	0	---	0	0	0	0	0	0	
83	Allocable Support Leases	0	---	---	---	---	---	---	---	
84	Direct Support Leases	0	---	0	0	0	0	0	0	
85	COE Operator	0	---	---	---	---	---	---	---	
86	COE Tandem Switch	0	---	---	---	---	---	---	---	
87	COE Local Switch	0	---	---	---	---	---	---	---	
88	COE Transmission	0	---	---	---	---	---	---	---	
89	COE Direct	0	---	0	0	0	0	0	0	
90	IOT Leases	0	---	0	0	0	0	0	0	
91	C&WF Leases	0	---	0	0	0	0	0	0	
92	Leasehold Imp. Land etc.	0	---	---	---	---	---	---	---	
93	Leasehold Imp. COE Switching	0	---	---	---	---	---	---	---	
94	Leasehold Imp. COE Operator	0	---	---	---	---	---	---	---	
95	Leasehold Imp. COE Trans.	0	---	---	---	---	---	---	---	
96	Leasehold Imp. IOT	0	---	0	0	0	0	0	0	
97	Leasehold Imp. C&WF	0	---	0	0	0	0	0	0	
98	Leasehold Imp. Other	0	---	0	0	0	0	0	0	
99	Allocable Acct. No. 2690	326,953	---	---	---	---	---	---	---	
100	Direct Acct. No. 2690	134,929	---	38,805	0	96,123	0	0	96,123	
101	Materials and Supplies	197,390	---	---	---	---	---	---	---	
102	RTB Stock	0	---	---	---	---	---	---	---	
103	Tele. Plt. Adjust. - Alloc.	0	---	---	---	---	---	---	---	
104	Tele. Plt. Adjust. - Direct	0	---	0	0	0	0	0	0	
105	Other Assets, Net	0	---	0	0	0	0	0	0	
106	Other Liab., Def. Cr., Net	0	---	0	0	0	0	0	0	

SOUTH DAKOTA PUC INTRASTATE ACCESS COST MODEL

VENTURE COMMUNICATIONS COOPERATIVE
ENDING DECEMBER 31, 2002

		Intrastate												
		TOTAL COMPANY	Source/ Allocator	Interstate and Other	Message Telephone Service		Private Line		TOTAL INTRASTATE					
***** FCC PART 36 *****	(A)				(B)	(C)	(D)	InterLATA			IntraLATA	InterLATA	IntraLATA	(E)
123	TPUC -- Short Term, Alloc.	0	---	---	---	---	---	---	---	---	---	---	---	---
124	TPUC -- Short Term, Direct	0	---	0	---	0	---	0	---	0	---	0	---	0
125	TPUC -- Long Term, Alloc.	0	---	---	---	---	---	---	---	---	---	---	---	---
126	TPUC -- Long Term, Direct	0	---	0	---	0	---	0	---	0	---	0	---	0
127														
128	RESERVES AND DEFERRALS:													
129	Acc. Depr. Support Assets	4,078,581	---	---	---	---	---	---	---	---	---	---	---	---
130	Acc. Depr. COE Switching	7,877,215	---	---	---	---	---	---	---	---	---	---	---	---
131	Acc. Depr. COE Operator	0	---	---	---	---	---	---	---	---	---	---	---	---
132	Acc. Depr. COE Transmission	7,267,733	---	---	---	---	---	---	---	---	---	---	---	---
133	Acc. Depr. IOT Equipment	0	---	---	---	---	---	---	---	---	---	---	---	---
134	Acc. Depr. Cable and Wire Facilities	22,659,810	---	---	---	---	---	---	---	---	---	---	---	---
135	Acc. Depr. Other Plant	0	---	0	---	0	---	0	---	0	---	0	---	0
136	Accum. Amort., Tangible Inv.	0	---	---	---	---	---	---	---	---	---	---	---	---
137	Accum. Amort., Intang. Inv.	326,953	---	---	---	---	---	---	---	---	---	---	---	---
138	Accum. Amort., Other	0	---	0	---	0	---	0	---	0	---	0	---	0
139	Acc. Def. IT Support Assets	0	---	---	---	---	---	---	---	---	---	---	---	---
140	Acc. Def. IT COE Switching	0	---	---	---	---	---	---	---	---	---	---	---	---
141	Acc. Def. IT COE Operator	0	---	---	---	---	---	---	---	---	---	---	---	---
142	Acc. Def. IT COE Trans.	0	---	---	---	---	---	---	---	---	---	---	---	---
143	Acc. Def. IT IOT Equipment	0	---	---	---	---	---	---	---	---	---	---	---	---
144	Acc. Def. IT C&WF	0	---	---	---	---	---	---	---	---	---	---	---	---
145	Acc. Def. IT Unclassified	0	---	0	---	0	---	0	---	0	---	0	---	0
146														
147	OPERATING EXPENSES AND TAXES:													
148	Network Support, Alloc.	0	---	---	---	---	---	---	---	---	---	---	---	---
149	Network Support, Direct	0	---	0	---	0	---	0	---	0	---	0	---	0
150	General Support, Alloc.	174,383	---	---	---	---	---	---	---	---	---	---	---	---
151	General Support, Direct	0	---	0	---	0	---	0	---	0	---	0	---	0
152	Central Office Eq., Alloc.	518,781	---	---	---	---	---	---	---	---	---	---	---	---
153	Central Office Eq., Direct	15,931	---	8,051	---	0	---	7,880	---	0	---	0	---	7,880
154	Cust. Premises Equip.	0	---	---	---	---	---	---	---	---	---	---	---	---
155	Coinless Pay Phone Exp.	0	---	---	---	---	---	---	---	---	---	---	---	---
156	Other IOT	0	---	---	---	---	---	---	---	---	---	---	---	---
157	IOT Direct	0	---	0	---	0	---	0	---	0	---	0	---	0
158	Cable & Wire, Alloc.	1,236,357	---	---	---	---	---	---	---	---	---	---	---	---
159	Cable & Wire, Direct	531,986	---	268,845	---	0	---	263,141	---	0	---	0	---	263,141

SOUTH DAKOTA PUC INTRASTATE ACCESS COST MODEL

VENTURE COMMUNICATIONS COOPERATIVE
ENDING DECEMBER 31, 2002

***** FCC PART 36 *****		TOTAL COMPANY	Source/ Allocator	Intrastate							
				Interstate and Other	Message Telephone Service		Private Line		TOTAL INTRASTATE		
					InterLATA	IntraLATA	InterLATA	IntraLATA			
(A)	(B)	(C)	(D)	(E)	(F)	(G)	(H)	(I)			
176	Oth. Plt. and Equip., Alloc.	0	---	---	---	---	---	---	---	---	
177	Oth. Plt. and Equip., Direct	0	---	0	0	0	0	0	0	0	
178	Network Operations, Alloc.	360,348	---	---	---	---	---	---	---	---	
179	Network Operations, Direct	0	---	0	0	0	0	0	0	0	
180	Total Access Expense	746,099	---	746,099	0	0	0	0	0	0	
181	Depr., Support Assets	568,348	---	---	---	---	---	---	---	---	
182	Depr., COE Switching	1,022,462	---	---	---	---	---	---	---	---	
183	Depr., COE Operator	0	---	---	---	---	---	---	---	---	
184	Depr., COE Transmission	1,252,152	---	---	---	---	---	---	---	---	
185	Depr., IOT Equipment	0	---	---	---	---	---	---	---	---	
186	Depr., C&W Facilities	2,596,580	---	---	---	---	---	---	---	---	
187	Amort., Tangible Assets	0	---	---	---	---	---	---	---	---	
188	Amort., Intangible Assets	0	---	---	---	---	---	---	---	---	
189	Other Amortization	0	---	0	0	0	0	0	0	0	
190	Direct Assigned Amort.	0	---	0	0	0	0	0	0	0	
191	Marketing, Allocable	22,312	---	---	---	---	---	---	---	---	
192	Marketing, Direct	0	---	0	0	0	0	0	0	0	
193	Operator Service, Alloc.	0	---	---	---	---	---	---	---	---	
194	Operator Service, Direct	0	---	0	0	0	0	0	0	0	
195	Classified Directory	0	---	0	0	0	0	0	0	0	
196	Alphabetical Directory	58,095	---	---	---	---	---	---	---	---	
197	Foreign Directory	0	---	---	---	---	---	---	---	---	
198	Bus. Ofc., EU Presubscription	7,424	---	---	---	---	---	---	---	---	
199	Bus. Ofc., EU MTS & WATS	25,998	---	---	---	---	---	---	---	---	
200	Bus. Ofc., EU Access, P/L & all Other	224,276	---	---	---	---	---	---	---	---	
201	Bus. Ofc., IXC Special Access	110	---	---	---	---	---	---	---	---	
202	Bus. Ofc., IXC Switched Access	1,561	---	---	---	---	---	---	---	---	
203	Bus. Ofc., IXC B & C Services	0	---	---	---	---	---	---	---	---	
204	Coin Collect & Admin.	0	---	---	---	---	---	---	---	---	
205	Cust. Svc., Direct	0	---	0	0	0	0	0	0	0	
206	Cust. Serv., Msg. Process	11,106	---	---	---	---	---	---	---	---	
207	Cust. Serv., Other B&C	137,836	---	---	---	---	---	---	---	---	
208	Cust. Serv., CABS	21,736	---	---	---	---	---	---	---	---	
209	Cust. Serv., EU Common Line	7,254	---	7,254	0	0	0	0	0	0	
210	Other Cust. Serv., Alloc.	262,963	---	---	---	---	---	---	---	---	
211	Other Cust. Serv., Direct	916	---	916	0	0	0	0	0	0	
212	Exec. and Planning, Alloc.	426,098	---	---	---	---	---	---	---	---	
213	Exec. and Planning, Direct	0	---	0	0	0	0	0	0	0	

SOUTH DAKOTA PUC INTRASTATE ACCESS COST MODEL

 VENTURE COMMUNICATIONS COOPERATIVE
 ENDING DECEMBER 31, 2002

***** FCC PART 36 *****		TOTAL COMPANY	Source/ Allocator	Interstate and Other	Intrastate				TOTAL INTRASTATE
					Message Telephone Service		Private Line		
					InterLATA	IntraLATA	InterLATA	IntraLATA	
(A)	(B)	(C)	(D)	(E)	(F)	(G)	(H)	(I)	
230	Admin. & General, Allocable	833,476	---	---	---	---	---	---	---
231	Admin. & General, Direct	99,308	---	65,183	0	34,126	0	0	34,126
232	Non-income Taxes, Allocable	0	---	---	---	---	---	---	---
233	Non-income Taxes, Direct	17,014	---	1,752	0	15,262	0	0	15,262
234									
235	OTHER INCOME STATEMENT:								
236	State Income Tax Rate	0.00%	---	---	---	---	---	---	---
237	Federal Income Tax Rate	0.00%	---	---	---	---	---	---	---
238	Gross Receipts Tax Rate	3.00%	---	---	---	---	---	---	---
239	Rate of Return	10.00%	---	---	---	---	---	---	---
240	AFUDC	(108,702)	---	---	---	---	---	---	---
241	ITC Amortization	0	---	---	---	---	---	---	---
242	Other Return Adjustments	0	---	0	0	0	0	0	0
243	Contributions	17,148	---	---	---	---	---	---	---
244	Interest Expense	1,327,551	---	---	---	---	---	---	---
245	Capital Lease Expense	0	---	---	---	---	---	---	---
246	Capitalized Payroll taxes	0	---	---	---	---	---	---	---
247	Depreciation Adjustment	0	---	---	---	---	---	---	---
248	Other Income Adjustments	0	---	0	0	0	0	0	0
249	Uncollectibles	127,116	---	38,805	0	88,310	0	0	88,310
250	Other Revenue Adjustments	0	---	0	0	0	0	0	0
251	Other Revenue Taxes	0	---	0	0	0	0	0	0
252									

South Dakota Public Utilities Commission
WEEKLY FILINGS
For the Period of June 26, 2003 through July 2, 2003

If you need a complete copy of a filing faxed, overnight expressed, or mailed to you, please contact
Delaine Kolbo within five business days of this report. Phone: 605-773-3705

CONSUMER COMPLAINTS

CT03-081 In the Matter of the Complaint filed by Douglas Root on behalf of Doug's Anchor Marine, Inc., Watertown, South Dakota, against S&S Communications/Alterna-Cell Regarding Loss of Long Distance Services.

Complainant's representative states that a seven-year pre-paid long distance service plan was purchased. Service was terminated without notice after eighteen months of service. Complainant seeks to be reimbursed for the pre-paid service not provided plus the costs associated with establishing alternative service.

Staff Analyst: Jim Mehlhaff
Staff Attorney: Kelly Frazier
Date Docketed: 06/26/03
Intervention deadline: N/A

CT03-082 In the Matter of the Complaint filed by Clark Sinclair on behalf of Montgomery's Furniture, Madison, South Dakota, against S&S Communications/Alterna-Cell Regarding Loss of Long Distance Services.

Complainant's representative states that a four-year pre-paid long distance service plan was purchased for two business locations. Service was terminated without notice after several weeks of service. Complainant seeks to be reimbursed the full purchase price of the contract.

Staff Analyst: Jim Mehlhaff
Staff Attorney: Kelly Frazier
Date Docketed: 06/26/03
Intervention deadline: N/A

CT03-083 In the Matter of the Complaint filed by Brian Gerstner on behalf of Brookings Auto Mall, LLC, Brookings, South Dakota, against S&S Communications/Alterna-Cell Regarding Loss of Long Distance Services.

Complainant's representative states that a four-year pre-paid long distance service plan was purchased for one South Dakota business location and two out of state business locations. Service was terminated without notice after one day of service at the South Dakota location. Complainant seeks to be reimbursed the full purchase price of the contract using funds from the bond or the letter of credit.

Staff Analyst: Jim Mehlhaff
Staff Attorney: Kelly Frazier
Date Docketed: 06/26/03
Intervention deadline: N/A

CT03-084 In the Matter of the Complaint filed by Dale A. Weigel on behalf of Midwest Credits, Inc., Aberdeen, South Dakota, against S&S Communications/Alterna-Cell Regarding Loss of Long Distance Services.

Complainant's representative states that a five-year pre-paid long distance service plan was purchased on September 6, 2001. Service was terminated without notice on June 3, 2003. Complainant seeks to be reimbursed for the pre-paid service not provided.

Staff Analyst: Jim Mehlhaff
Staff Attorney: Kelly Frazier
Date Docketed: 06/26/03
Intervention deadline: N/A

CT03-085 In the Matter of the Complaint filed by Kevin Orel on behalf of Harry K. Ford, Winner, South Dakota, against S&S Communications/Alterna-Cell Regarding Loss of Long Distance Services.

Complainant's representative states that a five-year pre-paid long distance service plan was purchased on March 21, 2002. Service was terminated without notice in early June of 2003. Complainant seeks to be reimbursed for the pre-paid service not provided.

Staff Analyst: Jim Mehlhaff
Staff Attorney: Kelly Frazier
Date Docketed: 06/26/03
Intervention deadline: N/A

CT03-086 In the Matter of the Complaint filed by Melissa Maher on behalf of Moreau-Grand Electric Cooperative Inc., Timber Lake, South Dakota, against S&S Communications/Alterna-Cell Regarding Loss of Long Distance Services.

Complainant's representative states that two three-year pre-paid long distance service plans were purchased on April 12, 2002. Service was terminated without notice on June 2, 2003. Complainant seeks to be reimbursed for the pre-paid service not provided.

Staff Analyst: Jim Mehlhaff
Staff Attorney: Kelly Frazier
Date Docketed: 06/26/03
Intervention deadline: N/A

CT03-087 In the Matter of the Complaint filed by Duane L. Mullaney, Miller, South Dakota, against S&S Communications/Alterna-Cell Regarding Loss of Long Distance Services.

Complainant states that he entered into a promissory note of indebtedness on September 29, 1995, with the respondent and to date has not received any payment on the principal. Complainant seeks to be paid the full amount of the principal from the bond and/or the letter of credit.

Staff Analyst: Jim Mehlhaff
Staff Attorney: Kelly Frazier
Date Docketed: 06/26/03
Intervention deadline: N/A

CT03-088 In the Matter of the Complaint filed by Trace Beck on behalf of Beck Motors, Inc., Pierre, South Dakota, against S&S Communications/Alterna-Cell Regarding Loss of Long Distance Services.

Complainant's representative states that a five-year pre-paid long distance service plan was purchased on April 23, 2002. Service was terminated without notice on June 5, 2003. Complainant seeks to be

reimbursed for the pre-paid service not provided.

Staff Analyst: Jim Mehlhaff
Staff Attorney: Kelly Frazier
Date Docketed: 06/26/03
Intervention deadline: N/A

CT03-089 In the Matter of the Complaint filed by Dale Stegenga on behalf of Lake County International, Inc., Madison, South Dakota, against S&S Communications/Alterna-Cell Regarding Loss of Long Distance Services.

Complainant's representative states that a four-year pre-paid long distance service plan was purchased on October 9, 2002. Service was terminated without notice on June 3, 2003. Complainant seeks to be reimbursed for the pre-paid service not provided or to have service restored for the balance of the contract.

Staff Analyst: Jim Mehlhaff
Staff Attorney: Kelly Frazier
Date Docketed: 06/27/03
Intervention deadline: N/A

CT03-090 In the Matter of the Complaint filed by Darren and Heidi Engelhart, Westport, South Dakota, against S&S Communications/Alterna-Cell Regarding Loss of Long Distance Services.

Complainants state that a five-year pre-paid long distance service plan was purchased. After one and a half years, service was terminated without notice. Complainants seek to be reimbursed for the pre-paid service not provided or to have service restored for the balance of the contract.

Staff Analyst: Jim Mehlhaff
Staff Attorney: Kelly Frazier
Date Docketed: 06/27/03
Intervention deadline: N/A

CT03-091 In the Matter of the Complaint filed by James Scheele on behalf of Riverside Motel, Huron, South Dakota, against S&S Communications/Alterna-Cell Regarding Loss of Long Distance Services.

Complainant's representative states that a seven-year pre-paid long distance service plan was purchased on December 26, 2002. Service was terminated after a short period of time. Complainant seeks to be reimbursed for as much of the original purchase price as possible.

Staff Analyst: Jim Mehlhaff
Staff Attorney: Kelly Frazier
Date Docketed: 06/27/03
Intervention deadline: N/A

CT03-092 In the Matter of the Complaint filed by Neal and Janet Johnson, Miller, South Dakota, against S&S Communications/Alterna-Cell Regarding Loss of Long Distance Services.

Complainants state that a six-year pre-paid long distance service plan was purchased from the respondent. Service was established on October 1, 1999, and was terminated without notice on June 5, 2003. Complainants seek to be reimbursed for the pre-paid service not provided.

Staff Analyst: Jim Mehlhaff
Staff Attorney: Kelly Frazier
Date Docketed: 06/27/03
Intervention deadline: N/A

CT03-093 In the Matter of the Complaint filed by Doug Knust on behalf of Harry K Chevrolet, Chamberlain, South Dakota, against S&S Communications/Alterna-Cell Regarding Loss of Long Distance Services.

Complainant's representative states that a five-year pre-paid long distance service plan was purchased on March 14, 2002. Service was terminated without notice in early June of 2003. Complainant seeks to be reimbursed for the pre-paid service not provided or to have service restored for the balance of the contract.

Staff Analyst: Jim Mehlhaff
Staff Attorney: Kelly Frazier
Date Docketed: 06/27/03
Intervention deadline: N/A

CT03-094 In the Matter of the Complaint filed by Nicole and Chris Glines, Alcester, South Dakota, against S&S Communications/Alterna-Cell Regarding Loss of Long Distance Services.

Complainants state that a seven-year pre-paid long distance service plan was purchased in December of 1999. Service was terminated without notice in June of 2003. Complainants seek to be included in any bond disbursements made in relation to the failure of the respondent.

Staff Analyst: Jim Mehlhaff
Staff Attorney: Kelly Frazier
Date Docketed: 06/27/03
Intervention deadline: N/A

CT03-095 In the Matter of the Complaint filed by Myron Joneson, Dell Rapids, South Dakota, against S&S Communications/Alterna-Cell Regarding Loss of Long Distance Services.

Complainant states that he was told if he purchased a contract and paid monthly for three years he would receive an additional four years of service free of charge. Service was terminated in June of 2003, with 26 months remaining on the complainant's pre-paid contract. Complainant seeks to have the PUC seize the assets of the respondents and use them to repay those who were left without pre-paid service.

Staff Analyst: Jim Mehlhaff
Staff Attorney: Kelly Frazier
Date Docketed: 06/27/03
Intervention deadline: N/A

CT03-096 In the Matter of the Complaint filed by Charles and Orpha Bensen, Eureka, South Dakota, against S&S Communications/Alterna-Cell Regarding Loss of Long Distance Services.

Complainants state that in November of 1999, they purchased a seven-year pre-paid long distance service plan. Service was terminated without notice in June of 2003. Complainants seek to be reimbursed for the pre-paid service not provided or to have service restored for the balance of the

contract.

Staff Analyst: Jim Mehlhaff
Staff Attorney: Kelly Frazier
Date Docketed: 07/01/03
Intervention deadline: N/A

CT03-097 In the Matter of the Complaint filed by Arnold and Steven Schurr, Roscoe, South Dakota, against S&S Communications/Alterna-Cell Regarding Loss of Long Distance Services.

Complainants state that in addition to loaning the respondent several thousand dollars they also purchased a ten-year pre-paid long distance phone service contract in July of 1998. On June 5, 2003, service was terminated without notice. Complainants seek to be reimbursed for the pre-paid service not provided or to have service restored for the balance of the contract.

Staff Analyst: Jim Mehlhaff
Staff Attorney: Kelly Frazier
Date Docketed: 07/01/03
Intervention deadline: N/A

CT03-098 In the Matter of the Complaint filed by Jenny Wegner on behalf of Wegner Auto Company, Pierre, South Dakota, against S&S Communications/Alterna-Cell Regarding Loss of Long Distance Services.

Complainant's representative states that a five-year pre-paid long distance service plan was purchased on April 24, 2002. Service was established in mid-June 2002, and was terminated without notice on June 5, 2003. Complainant seeks to be reimbursed for the pre-paid service not provided and other expenses incurred as a result of the contract default.

Staff Analyst: Jim Mehlhaff
Staff Attorney: Kelly Frazier
Date Docketed: 07/02/03
Intervention deadline: N/A

CT03-099 In the Matter of the Complaint filed by Tyler Ammann on behalf of Whetstone Ag Supply, Inc., Wilmot, South Dakota, against S&S Communications/Alterna-Cell Regarding Loss of Long Distance Services.

Complainant's representative states that a four-year pre-paid long distance service plan was purchased on January 14, 2003. Service was terminated without notice on June 2, 2003. Complainant seeks to be reimbursed for the pre-paid service not provided.

Staff Analyst: Jim Mehlhaff
Staff Attorney: Kelly Frazier
Date Docketed: 07/02/03
Intervention deadline: N/A

CT03-100 In the Matter of the Complaint filed by Bob and Diane Booth, Ridgeview, South Dakota, against S&S Communications/Alterna-Cell Regarding Loss of Long Distance Services.

Complainants state that they purchased a seven-year pre-paid long distance service plan. The plan was to be in effect from May 30, 2001 through May 30, 2008. Service was terminated without notice on June

5, 2003. Complainants seek to be reimbursed for the pre-paid service not provided.

Staff Analyst: Jim Mehlhaff
Staff Attorney: Kelly Frazier
Date Docketed: 07/02/03
Intervention deadline: N/A

TELECOMMUNICATIONS

TC03-100 In the Matter of the Establishment of Switched Access Revenue Requirement for Western Telephone Company.

On June 26, 2003, Western Telephone Company, Faulkton, South Dakota, filed a switched access cost study developing a revenue requirement and minutes of use that are included in the revenue requirement and minutes of use used to determine the switched access rates for the Local Exchange Carrier Association.

Staff Analyst: Harlan Best
Staff Attorney: Karen Cremer
Date Docketed: 06/26/03
Intervention Deadline: 07/18/03

TC03-101 In the Matter of the Establishment of Switched Access Revenue Requirement for Kennebec Telephone Company.

On June 26, 2003, Kennebec Telephone Company, Kennebec, South Dakota, filed a switched access cost study developing a revenue requirement and minutes of use that are included in the revenue requirement and minutes of use used to determine the switched access rates for the Local Exchange Carrier Association.

Staff Analyst: Harlan Best
Staff Attorney: Karen Cremer
Date Docketed: 06/26/03
Intervention Deadline: 07/18/03

TC03-102 In the Matter of the Filing for Approval of an Amendment to an Interconnection Agreement between Qwest Corporation and MCIMetro Access Transmission Services, LLC.

On June 27, 2003, the Commission received a filing for Approval of an Amendment to an Interconnection Agreement between Qwest Corporation and MCIMetro Access Transmission Services, LLC. The original agreement was approved by the Commission on January 28, 2003, in Docket No. TC02-183. The amendment is made in order to add language regarding intercarrier compensation for Internet Service Provider (ISP) bound traffic. Any party wishing to comment on the agreement may do so by filing written comments with the Commission and the parties to the agreement no later than July 17, 2003. Parties to the agreement may file written responses to the comments no later than twenty days after the service of the initial comments.

Staff Attorney: Kelly Frazier
Date Docketed: 06/27/03
Initial Comments Due: 07/17/03

TC03-103 In the Matter of the Establishment of Switched Access Revenue Requirement for Venture Communications Cooperative, Inc.

On June 27, 2003, Venture Communications Cooperative, Inc., Highmore, South Dakota, filed a switched access cost study developing a revenue requirement and minutes of use that are included in the revenue requirement and minutes of use used to determine the switched access rates for the Local Exchange Carrier Association.

Staff Analyst: Harlan Best
Staff Attorney: Karen Cremer
Date Docketed: 06/27/03
Intervention Deadline: 07/18/03

TC03-104 In the Matter of the Establishment of Switched Access Revenue Requirement for Valley Telecommunications Cooperative Association, Inc.

On June 27, 2003, Valley Telecommunications Cooperative Association, Herried, South Dakota, filed a switched access cost study developing a revenue requirement and minutes of use that are included in the revenue requirement and minutes of use used to determine the switched access rates for the Local Exchange Carrier Association.

Staff Analyst: Harlan Best
Staff Attorney: Karen Cremer
Date Docketed: 06/27/03
Intervention Deadline: 07/18/03

TC03-105 In the Matter of the Establishment of Switched Access Revenue Requirement for Interstate Telecommunications Cooperative, Inc.

On June 30, 2003, Interstate Telecommunications Cooperative, Clear Lake, South Dakota, filed a switched access cost study developing a revenue requirement and minutes of use that are included in the revenue requirement and minutes of use used to determine the switched access rates for the Local Exchange Carrier Association.

Staff Analyst: Keith Senger
Staff Attorney: Karen Cremer
Date Docketed: 06/30/03
Intervention Deadline: 07/18/03

TC03-106 In the Matter of the Establishment of Switched Access Revenue Requirement for West River Cooperative Telephone Company.

On June 30, 2003, West River Cooperative Telephone Company, Bison, South Dakota, filed a switched access cost study developing a revenue requirement and minutes of use that are included in the revenue requirement and minutes of use used to determine the switched access rates for the Local Exchange Carrier Association.

Staff Analyst: Keith Senger
Staff Attorney: Karen Cremer
Date Docketed: 06/30/03
Intervention Deadline: 07/18/03

TC03-107 In the Matter of the Establishment of Switched Access Revenue Requirement for Santel Communications Cooperative, Inc.

On June 30, 2003, Santel Communications Cooperative, Inc., Woonsocket, South Dakota, filed a switched access cost study developing a revenue requirement and minutes of use that are included in the revenue requirement and minutes of use used to determine the switched access rates for the Local Exchange Carrier Association.

Exchange Carrier Association.

Staff Analyst: Harlan Best
Staff Attorney: Karen Cremer
Date Docketed: 06/30/03
Intervention Deadline: 07/18/03

TC03-108 In the Matter of the Establishment of Switched Access Rates for the Local Exchange Carriers Association.

On June 30, 2003, the Local Exchange Carriers Association (LECA) filed revised switched access tariff pages. The purpose of these revisions is to implement changes in rates as necessitated by revisions in member companies' revenue requirements and access minutes of use.

Staff Analyst: Harlan Best
Staff Attorney: Karen Cremer
Date Docketed: 06/30/03
Intervention Deadline: 07/18/03

**You may receive this listing and other PUC publications via our website or via internet e-mail.
You may subscribe or unsubscribe to the PUC mailing lists at <http://www.state.sd.us/puc>**

**BEFORE THE PUBLIC UTILITIES COMMISSION
OF THE STATE OF SOUTH DAKOTA**

IN THE MATTER OF THE ESTABLISHMENT)	ORDER ASSESSING FILING
OF SWITCHED ACCESS REVENUE)	FEE
REQUIREMENT FOR VENTURE)	
COMMUNICATIONS COOPERATIVE, INC.)	TC03-103

On June 27, 2003, Venture Communications Cooperative, Inc. (Venture) filed for approval by the Public Utilities Commission (Commission) its 2002 Intrastate Switched Access Cost Study.

On July 3, 2003, the Commission electronically transmitted notice of the filing and the intervention deadline of July 18, 2003, to interested individuals and entities.


SDCL 49-31-12.6 authorizes the Commission to require a deposit of up to one hundred thousand dollars (\$100,000) in the South Dakota Public Utilities Commission's (SDPUC) regulatory assessment fee fund to defray Commission expenses incident to analyzing and ruling upon this type of filing.

The Commission has jurisdiction over this matter pursuant to SDCL 1-26-17.1, 49-1A-9, 49-31-12.6, 49-31-18, 49-31-19 and ARSD 20:10:01:15.02, 20:10:01:15.05, 20:10:27:07 and 20:10:27:08.

On September 16, 2003, at its regularly scheduled meeting, the Commission, pursuant to SDCL 49-31-12.6, unanimously voted to assess Venture a \$1,000 filing fee, subject to additional amounts as requested by the Executive Director up to the statutory limit of \$100,000. It is therefore

ORDERED, that Venture shall deposit an initial assessment of \$1,000 in the SDPUC regulatory assessment fee fund and shall deposit any additional amounts as requested by the Executive Director up to the statutory limit of \$100,000.

Dated at Pierre, South Dakota, this 23rd day of September, 2003.

CERTIFICATE OF SERVICE
The undersigned hereby certifies that this document has been served today upon all parties of record in this docket, as listed on the docket service list, by facsimile or by first class mail, in properly addressed envelopes, with charges prepaid thereon.
By: <u><i>Delaine Kolbo</i></u>
Date: <u>9/25/03</u>
 (OFFICIAL SEAL)

BY ORDER OF THE COMMISSION:

Robert K. Sahr
ROBERT K. SAHR, Chairman

Gary Hanson
GARY HANSON, Commissioner



Bob Sahr, Chair
Gary Hanson, Vice-Chair
Jim Burg, Commissioner

SOUTH DAKOTA PUBLIC UTILITIES COMMISSION

500 East Capitol Avenue
Pierre, South Dakota 57501-5070
www.state.sd.us/puc

Capitol Office
(605) 773-3201
(605) 773-3809 fax

Transportation/Warehouse
(605) 773-5280
(605) 773-3225 fax

Consumer Hotline
1-800-332-1782

MEMORANDUM TO COMMISSIONERS SAHR, HANSON AND BURG

FROM: Harlan Best

RE: Venture Communications Cooperative, Inc., Highmore, SD
Switched Access Revenue Requirement, TC03-103

DATE: April 27, 2004

Venture Communications Cooperative, Inc. (Venture) filed an Intrastate Switched Access Cost Study pursuant to ARSD Chapters 20:10:27 to 20:10:29, inclusive on June 27, 2003, based on the twelve months ended December 31, 2002. The cost study submitted by Venture developed a revenue requirement of \$4,305,389. Venture's cost study included an amount for Global Crossing and MCI/Worldcom uncollectibles. Venture's access minutes of use for 2002 were 35,358,861. Venture is a member of the Local Exchange Carrier Association (LECA). As a member of LECA, Venture's revenue requirement and access minutes of use are part of the total revenue requirement and total access minutes of use used in the determination of the Carrier Common Line, Local Switching, and Common Transport rate elements for LECA.

On July 3, 2003, the Commission electronically transmitted notice of the filing and the intervention deadline of July 18, 2003, to interested individuals and entities. No interventions were received by the Commission. On September 16, 2003, the Commission voted to assess Venture a \$1000 filing fee, subject to additional amounts as requested by the Executive Director up to the statutory limit of \$100,000. (Any questions regarding the amount expended should be addressed to Heather Forney.)

Staff requested supporting information from Venture on July 8, 2003 (response received August 7, 2003), August 8, 2003 (response received August 14, 2003), August 15, 2003 (response received September 15, 2003), September 16, 2003 (response received November 26, 2003), December 16, 2003 (response received January 9, 2004), and January 12, 2004 (response received February 10, 2004). Staff reviewed trial balances for 2002, supporting documentation for adjustments that were proposed by Venture in the cost study, access minutes of use, and traffic factor support.

Staff requested, and Venture has agreed, to remove DSL equipment from the cost study; updated the Known & Measurable Change amounts for investment completed by year-end 2003; recalculated the non-recurring portion of cost study expense; and moved Chamber dues, contributions, and gifts to below-the-line. The non-recurring portion of the intrastate cost study expense and the intrastate portion of uncollectibles will be amortized over three years. The revenue requirement for Venture is \$4,272,662. This revenue requirement is acceptable to Venture.

Respectively submitted: Harlan Best

cc Peter Rasmusson, Martin Group

**BEFORE THE PUBLIC UTILITIES COMMISSION
OF THE STATE OF SOUTH DAKOTA**

IN THE MATTER OF THE ESTABLISHMENT) OF SWITCHED ACCESS REVENUE) REQUIREMENT FOR VENTURE) COMMUNICATIONS COOPERATIVE, INC.)	ORDER APPROVING REVENUE REQUIREMENT TC03-103
---	--

On June 27, 2003, Venture Communications Cooperative, Inc. (Venture) filed for approval by the Public Utilities Commission (Commission) its 2002 Intrastate Switched Access Cost Study.

On July 3, 2003, the Commission electronically transmitted notice of the filing and the intervention deadline of July 18, 2003, to interested individuals and entities. On September 16, 2003, the Commission voted to assess a filing fee as requested by the Executive Director up to the statutory limit of \$100,000. Staff filed a memorandum on April 27, 2004, with the concurrence of the company, setting forth a recommended revenue requirement and minutes of use. The Commission considered this matter at its November 30, 2004, meeting.

The Commission has jurisdiction over this matter pursuant to SDCL 1-26-17.1, 49-1A-9, 49-31-12.4, 49-31-12.6, 49-31-18, 49-31-19 and ARSD 20:10:01:15.02, 20:10:01:15.05, 20:10:27:07 and 20:10:27:08. Upon review of Venture's filing, the Commission found that the revenue requirement and minutes of use as depicted in Staff's memorandum were fair and reasonable and should be approved. As the Commission's final decision in this matter, it is therefore

ORDERED, that Venture's revenue requirement and minutes of use as reflected in Staff's Memorandum are hereby approved and shall be incorporated in the Local Exchange Carriers Association's determination of switched access rates. (See TC03-108.)

Dated at Pierre, South Dakota, this 10th day of December, 2004.

CERTIFICATE OF SERVICE
The undersigned hereby certifies that this document has been served today upon all parties of record in this docket, as listed on the docket service list, by facsimile or by first class mail, in properly addressed envelopes, with charges prepaid thereon.
By: <u><i>Aldine Kolbe</i></u>
Date: <u>12/13/04</u>
(OFFICIAL SEAL)

BY ORDER OF THE COMMISSION:

Robert K. Sahr
ROBERT K. SAHR, Chairman

Gary Hanson
GARY HANSON, Commissioner

James A. Burg
JAMES A. BURG, Commissioner