

TC02-2021

KC/KS

TC02-089

DOCKET NO. \_\_\_\_\_

In the Matter of \_\_\_\_\_ IN THE MATTER OF THE  
\_\_\_\_\_ ESTABLISHMENT OF SWITCHED  
\_\_\_\_\_ ACCESS REVENUE REQUIREMENT  
\_\_\_\_\_ FOR TRI-COUNTY TELCOM, INC. \_\_\_\_\_

Public Utilities Commission of the State of South Dakota

DATE	MEMORANDA
7/1/02	Filed and Docketed;
7/3/02	Weekly Filings;
7/15/02	H.S. Communications' Petition to Intervene;
8/7/02	Order Granting Petition to Intervene; Order Assessing Filing Fee;
8/26/02	Notice of Appearance and Request for Service;
9/6/02	H.S.' Request for Access to Confidential Information;
4/13/03	Revised Cost Study;
7/11/03	Motion to Dismiss and Motion for Extension of Time to Respond to <sup>Second Discovery Request;</sup>
7/24/03	Intervenor's Brief in Opposition to Motion to Dismiss and <sup>Extension of Time;</sup> Motion for <sup>Order Granting Time for Response;</sup>
8/8/03	Notice of Intent to Consider Motion and for Summary Judgment, <sup>Notice of Hearing;</sup>
8/14/03	Affidavit of Les S. Sumpton;
8/18/03	Proposed Compromise and Plan in Place; Docket to Affidavit of Les S. Sumpton;
9/3/03	Revised Cost Study;
9/9/03	Final Decision and Order Granting Motion to Dismiss on Summary <sup>Notice of Entry;</sup> Disposition;
9/23/03	Order Approving Revenue Requirement;
9/23/03	Docket Closed.

**OLSEN THIELEN & CO., LTD.***Certified Public Accountants & Consultants*

RECEIVED  
JUL 01 2002  
SOUTH DAKOTA PUBLIC  
UTILITIES COMMISSION

June 28, 2002

Debra Elofson  
Executive Director  
Public Utilities Commission  
State of South Dakota  
500 East Capital  
Pierre, SD 57501

The accompanying Switched Access Filing material on behalf of Tri-County Telcom, Inc. is sent pursuant to the rules established by the Commission. Revenue requirements were included in the LECA Switched Access Rate Filing. Enclosed are five copies of the material and one program diskette.

Please contact me with any questions concerning this filing.

Sincerely,

John W Coleman  
Certified Public Accountant

cc: Jim Ekstrand  
Tri-County Telcom, Inc.

**TRI-COUNTY TELCOM, INC.**

**SWITCHED ACCESS FILING  
YEAR ENDED DECEMBER 31, 2001**

 **OLSEN THIELEN & CO., LTD.**  
*Certified Public Accountants & Consultants*

Tri-County Telcom, Inc.

\*\*\*\*\* FCC PART 69 \*\*\*\*\*

Intrastate Toll Revenue Requirement Summary		Part 36 Total	Source	Common Line	Local Switching	Information	Common Transport	Billing and Collection	Other	
(A)	(B)	(C)	(D)	(E)	(F)	(G)	(H)	(I)		
INTRALATA:										
15	Net Investment	\$139,415	J13	\$31,315	\$11,070	\$0	\$97,031	\$0	\$0	O.K.
16	Rate of Return	10.00%		10.00%	10.00%	10.00%	10.00%	10.00%	10.00%	
17										
18	Return on Rate Base	\$13,942		\$3,132	\$1,107	\$0	\$9,703	\$0	\$0	O.K.
19	Return Adjustments	0	J18-20	0	0	0	0	0	0	O.K.
20										
21	Net Return on Rate Base	\$13,942		\$3,132	\$1,107	\$0	\$9,703	\$0	\$0	O.K.
22	Income Taxes	6,718	J31-32	1,509	533	0	4,676	0	0	O.K.
23	Expenses and Other Taxes	231,214	J33-35, 40	24,100	59,916	541	135,847	10,809	0	O.K.
24										
25	Total IntraLATA Rev. Req.	\$251,874		\$28,741	\$61,556	\$541	\$150,226	\$10,809	\$0	O.K.
26										
27										
28										
29	INTERLATA:									
30										
31	Net Investment	\$0	P13	\$0	\$0	\$0	\$0	\$0	\$0	O.K.
32	Rate of Return	10.00%		10.00%	10.00%	10.00%	10.00%	10.00%	10.00%	
33										
34	Return on Rate Base	\$0		\$0	\$0	\$0	\$0	\$0	\$0	O.K.
35	Return Adjustments	0	P18-20	0	0	0	0	0	0	O.K.
36										
37	Net Return on Rate Base	\$0		\$0	\$0	\$0	\$0	\$0	\$0	O.K.
38	Income Taxes	0	P31-32	0	0	0	0	0	0	O.K.
39	Expenses and Other Taxes	0	P33-35, 40	0	0	0	0	0	0	O.K.
40										
41	Total InterLATA Rev. Req.	\$0		\$0	\$0	\$0	\$0	\$0	\$0	O.K.
42										
43										
44										
45	TOTAL INTRASTATE REV. REQ.	\$251,874		\$28,741	\$61,556	\$541	\$150,226	\$10,809	\$0	
	ACCESS ELEMENT MINUTES OF USE			1,013,042	1,013,042		1,013,042			
	ACCESS RATE PER MINUTE	\$0.237427		\$0.028371	\$0.060764		\$0.148292			

		Intrastate								
***** FCC PART 36 ***** Revenue Requirement Summary		TOTAL COMPANY	Source/ Allocator	Interstate and Other	Message Telephone Service		Private Line		TOTAL INTRASTATE	
(A)	(B)	(C)	(D)	InterLATA	IntraLATA	InterLATA	IntraLATA	(I)		
				(E)	(F)	(G)	(H)			
13	State Income Tax Rate	0.00%	—	0.00%	0.00%	0.00%	0.00%	0.00%	0.00%	
14	Federal Income Tax Rate	34.00%	—	34.00%	34.00%	34.00%	34.00%	34.00%	34.00%	
15	Gross Receipts Tax Rate	4.00%	—	4.00%	4.00%	4.00%	4.00%	4.00%	4.00%	
16										
17										
18	Net Investment	\$402,998	C68	\$263,583	\$0	\$139,415	\$0	\$0	\$139,415	O.K.
19	Rate of Return	10.00%	—	10.00%	10.00%	10.00%	10.00%	10.00%	10.00%	
20										
21	Return on Rate Base	\$40,300		\$26,358	\$0	\$13,942	\$0	\$0	\$13,942	O.K.
22										
23	AFUDC	0	H43	0	0	0	0	0	0	O.K.
24	ITC Amortization	0	H36	0	0	0	0	0	0	O.K.
25	Other Return Adjustments	0	V242	0	0	0	0	0	0	O.K.
26										
27	Net Return	\$40,300		\$26,358	\$0	\$13,942	\$0	\$0	\$13,942	O.K.
28										
29	Contributions	0	H52	0	0	0	0	0	0	O.K.
30	Interest Expense	2,619	H44	1,718	0	901	0	0	901	O.K.
31	Capital Lease Expense	0	H46	0	0	0	0	0	0	O.K.
32	Capitalized Payroll taxes	0	H36	0	0	0	0	0	0	O.K.
33	Depreciation Adjustment	0	H36	0	0	0	0	0	0	O.K.
34	Other Income Adjustments	0	V248	0	0	0	0	0	0	O.K.
35										
36	After Tax Income	\$37,681		\$24,640	\$0	\$13,041	\$0	\$0	\$13,041	O.K.
37										
38	State Income Taxes	\$0	Formula	\$0	\$0	\$0	\$0	\$0	\$0	O.K.
39	Federal Income Taxes	19,411	Formula	12,693	0	6,718	0	0	6,718	O.K.
40	Operating Expenses and Taxes	586,625	I196	365,486	0	221,139	0	0	221,139	O.K.
41	Uncollectibles	0	V249	0	0	0	0	0	0	O.K.
42	Other Revenue Adjustments	0	V250	0	0	0	0	0	0	O.K.
43										
44	Net Revenue	\$646,336		\$404,537	\$0	\$241,799	\$0	\$0	\$241,799	O.K.
45	Gross Receipts Taxes	26,931	Formula	16,856	0	10,075	0	0	10,075	O.K.
46	Other Revenue Taxes	0	V251	0	0	0	0	0	0	O.K.
47										
	TOTAL REVENUE REQUIREMENT	\$673,267		\$421,393	\$0	\$251,874	\$0	\$0	\$251,874	O.K.

***** FCC PART 36 ***** Investment Summary		TOTAL COMPANY	Source/ Allocator	Interstate and Other	Intrastate				TOTAL INTRASTATE	
					Message Telephone Service		Private Line			
					InterLATA	IntraLATA	InterLATA	IntraLATA		
(A)	(B)	(C)	(D)	(E)	(F)	(G)	(H)	(I)		
13	Land and Support Investment	\$353,609	D33	\$243,841	\$0	\$109,768	\$0	\$0	\$109,768	O.K.
14										
15	COE Operator Equipment	\$0	D43	\$0	\$0	\$0	\$0	\$0	\$0	O.K.
16	COE Switching Equipment	500,280	D68	352,003	0	148,277	0	0	148,277	O.K.
17	COE Transmission Equipment	205,099	D85	123,792	0	81,307	0	0	81,307	O.K.
18										
19	Total COE	\$705,379		\$475,795	\$0	\$229,584	\$0	\$0	\$229,584	O.K.
20	Info. Orig./Term. Equipment	0	D94	0	0	0	0	0	0	O.K.
21	Cable and Wire Facilities	540,576	D137	383,387	0	157,189	0	0	157,189	O.K.
22										
23	Total COE, IOT, C&WF	\$1,245,955		\$859,182	\$0	\$386,773	\$0	\$0	\$386,773	O.K.
24										
25	Total Capital Leases	\$0	D173	\$0	\$0	\$0	\$0	\$0	\$0	O.K.
26										
27	Leasehold Improvements	\$0	D186	\$0	\$0	\$0	\$0	\$0	\$0	O.K.
28										
29	Intangible Assets	\$0	D209	\$0	\$0	\$0	\$0	\$0	\$0	O.K.
30										
31										
32	Total Tele. Plt. In Service	\$1,599,564		\$1,103,023	\$0	\$496,541	\$0	\$0	\$496,541	O.K.
33										
34	Plant Held, Future Use	\$0	D214-215	\$0	\$0	\$0	\$0	\$0	\$0	O.K.
35	TPUC, Short-term	0	D216-217	0	0	0	0	0	0	O.K.
36	TPUC, Long-term	0	D218-219	0	0	0	0	0	0	O.K.
37	Tel. Plt. Adjustment	0	D220-221	0	0	0	0	0	0	O.K.
38										
39	Total Other Tel. Plt.	\$0		\$0	\$0	\$0	\$0	\$0	\$0	O.K.
40										
41										
42	TOTAL TELEPHONE PLANT	\$1,599,564		\$1,103,023	\$0	\$496,541	\$0	\$0	\$496,541	O.K.

***** FCC PART 36 ***** Investment Summary		TOTAL COMPANY	Source/ Allocator	Intrastate				TOTAL INTRASTATE		
				Interstate	Message Telephone Service		Private Line			
					InterLATA	IntraLATA	InterLATA			IntraLATA
(A)	(B)	(C)	(D)	(E)	(F)	(G)	(H)	(I)		
56 Other Assets, Net	0	V105	0	0	0	0	0	0	0	O.K.
57 Accumulated Depr./Amort	(1,196,171)	E34	(836,653)	0	(359,518)	0	0	(359,518)	0	O.K.
58 Accum. Def. Inc. Taxes, Net	(19,229)	E47	(13,012)	0	(6,217)	0	0	(6,217)	0	O.K.
59 Oth. Liab. & Def. Cr., Net	(3,775)	V106	(3,775)	0	0	0	0	0	0	O.K.
60										
61 TOTAL NET PLANT	\$380,389		\$249,583	\$0	\$130,806	\$0	\$0	\$130,806		O.K.
62										
63 Materials and Supplies	2,340	H31	1,660	0	680	0	0	680	0	O.K.
64 Rural Tel. Bank Stock	0	H35	0	0	0	0	0	0	0	O.K.
65 Cash Working Capital	20,269	Formula	12,340	0	7,929	0	0	7,929	0	O.K.
66 Equal Access Investment	0	—	0	0	0	0	0	0	0	O.K.
67										
68 TOTAL NET INVESTMENT	\$402,998		\$263,583	\$0	\$139,415	\$0	\$0	\$139,415		O.K.
69										

***** FCC PART 36 ***** Plant Investment Detail		Intrastate							TOTAL INTRASTATE	
		TOTAL COMPANY	Source/ Allocator	Interstate and Other	Message Telephone Service		Private Line			
					InterLATA	IntraLATA	InterLATA	IntraLATA		
(A)	(B)	(C)	(D)	(E)	(F)	(G)	(H)	(I)		
13	LAND AND SUPPORT ASSETS:									
14										
15	Land, Allocable	\$0	H33	\$0	\$0	\$0	\$0	\$0	\$0	O.K.
16	Land, Direct	0	V22	0	0	0	0	0	0	O.K.
17										
18	Total Land	\$0		\$0	\$0	\$0	\$0	\$0	\$0	O.K.
19										
20	Motor Vehicles	\$0	H33	\$0	\$0	\$0	\$0	\$0	\$0	O.K.
21	Aircraft	0	H33	0	0	0	0	0	0	O.K.
22	Special Purpose Vehicles	0	H33	0	0	0	0	0	0	O.K.
23	Garage Work Equipment	0	H33	0	0	0	0	0	0	O.K.
24	Other Work Equipment	0	H33	0	0	0	0	0	0	O.K.
25	Buildings, Allocable	353,609	H33	243,841	0	109,768	0	0	109,768	O.K.
26	Buildings, Direct	0	V29	0	0	0	0	0	0	O.K.
27	Furniture	0	H33	0	0	0	0	0	0	O.K.
28	Office Equipment	0	H33	0	0	0	0	0	0	O.K.
29	General Purpose Computers	0	H33	0	0	0	0	0	0	O.K.
30										
31	Total Support Assets	\$353,609		\$243,841	\$0	\$109,768	\$0	\$0	\$109,768	O.K.
32										
33	Tot. Land and Support Assets	\$353,609		\$243,841	\$0	\$109,768	\$0	\$0	\$109,768	O.K.
34										
35										
36	CENTRAL OFFICE EQUIPMENT:									
37										
38	CAT 1 Oper. Sys., TSPS	\$0	G22	\$0	\$0	\$0	\$0	\$0	\$0	O.K.
39	CAT 1 Oper. Sys., Other TSPS	0	G21	0	0	0	0	0	0	O.K.
40	CAT 1 Oper. Sys., Aux. Pos.	0	G23	0	0	0	0	0	0	O.K.
41	CAT 1 Oper. Sys., Other	0	V36	0	0	0	0	0	0	O.K.
42										
43	Total CAT 1	\$0		\$0	\$0	\$0	\$0	\$0	\$0	O.K.
44										
45										
46	CAT 2 Tandem Sw. Allocable	\$18,597	G26	\$9,002	\$0	\$9,595	\$0	\$0	\$9,595	O.K.
47	CAT 2 Tandem Sw. Direct	0	V38	0	0	0	0	0	0	O.K.
48										
49	Total CAT 2	\$18,597		\$9,002	\$0	\$9,595	\$0	\$0	\$9,595	O.K.



		Intrastate								
***** FCC PART 36 ***** Plant Investment Detail		TOTAL COMPANY	Source/ Allocator	Interstate and Other	Message Telephone Service		Private Line		TOTAL INTRASTATE	
(A)	(B)				(C)	(D)	InterLATA	IntraLATA		
63	CAT 3 Local Sw. Allocable	\$481,683	G15	\$343,001	\$0	\$138,682	\$0	\$0	\$138,682	O.K.
64	CAT 3 Local Sw. Direct	0	V40	0	0	0	0	0	0	O.K.
65										
66	Total CAT 3	\$481,683		\$343,001	\$0	\$138,682	\$0	\$0	\$138,682	O.K.
67										
68	Total COE Sw. CAT 2&3	\$500,280		\$352,003	\$0	\$148,277	\$0	\$0	\$148,277	O.K.
69										
70										
71	COE TRANSMISSION:									
72										
73	CAT 4.12 Exchange Trunk	\$0	123	\$0	\$0	\$0	\$0	\$0	\$0	O.K.
74	CAT 4.12 Exch. Tr. Direct	0	V42	0	0	0	0	0	0	O.K.
75	CAT 4.13 Exch. Ln. Message	40,983	G13	30,738	0	10,246	0	0	10,246	O.K.
76	CAT 4.13 PL, WATS, Local	1,049	F18	1,049	0	0	0	0	0	O.K.
77	CAT 4.13 Direct	0	V45	0	0	0	0	0	0	O.K.
78	CAT 4.23 Message	149,580	G18	78,519	0	71,061	0	0	71,061	O.K.
79	CAT 4.23 PL, WATS	13,487	F24	13,487	0	0	0	0	0	O.K.
80	CAT 4.23 Direct	0	V48	0	0	0	0	0	0	O.K.
81	CAT 4.3 H/R Message	0	G29	0	0	0	0	0	0	O.K.
82	CAT 4.3 WATS	0	V50	0	0	0	0	0	0	O.K.
83	CAT 4.3 Direct	0	V51	0	0	0	0	0	0	O.K.
84										
85	Total COE CAT 4	\$205,099		\$123,792	\$0	\$81,307	\$0	\$0	\$81,307	O.K.
86										
87										
88	INFORMATION ORIGATION/TERMINATION:									
89										
90	CAT 1 Other IOT Equipment	\$0	G13	\$0	\$0	\$0	\$0	\$0	\$0	O.K.
91	CAT 1 Coinless Pay Phones	0	G18	0	0	0	0	0	0	O.K.
92	CAT 2 CP Equipment	0	V70	0	0	0	0	0	0	O.K.
93										
94	Total IOT Equipment	\$0		\$0	\$0	\$0	\$0	\$0	\$0	O.K.
95										
96										

Tri-County Telcom, Inc.

									Intrastate					
									Message Telephone Service		Private Line			
***** FCC PART 36 ***** Plant Investment Detail	TOTAL COMPANY	Source/ Allocator	Interstate and Other	InterLATA	IntraLATA	InterLATA	IntraLATA	TOTAL INTRASTATE						
(A)	(B)	(C)	(D)	(E)	(F)	(G)	(H)	(I)						
111	CABLE AND WIRE FACILITIES:													
112														
113	CAT 1.1 IntraLATA PLWATS	3,251	F31	\$3,251	\$0	\$0	\$0	\$0	\$0	O.K.				
114	CAT 1.2 InterLATA PLWATS	6,503	F31	6,503	0	0	0	0	0	O.K.				
115	CAT 1.3 Joint Message	381,212	G13	285,909	0	95,303	0	0	95,303	O.K.				
116	Other CAT 1 C&WF	0	V74	0	0	0	0	0	0	O.K.				
117														
118	Total CAT 1 C&WF	\$390,966		\$295,663	\$0	\$95,303	\$0	\$0	\$95,303	O.K.				
119														
120	CAT 2 C&WF	\$17,539	G28	\$17,539	\$0	\$0	\$0	\$0	\$0	O.K.				
121	CAT 2 C&WF, Wideband	0	V76	0	0	0	0	0	0	O.K.				
122														
123	Total CAT 2 C&WF	\$17,539		\$17,539	\$0	\$0	\$0	\$0	\$0	O.K.				
124														
125	CAT 3 Joint Message	131,818	G17	69,932	0	61,886	0	0	\$61,886	O.K.				
126	CAT 3 PLWATS etc.	253	F36	253	0	0	0	0	0	O.K.				
127	CAT 3 Direct	0	V79	0	0	0	0	0	0	O.K.				
128														
129	Total CAT 3 C&WF	\$132,071		\$70,185	\$0	\$61,886	\$0	\$0	\$61,886	O.K.				
130														
131	CAT 4 Message	\$0	G29	\$0	\$0	\$0	\$0	\$0	\$0	O.K.				
132	CAT 4 WATS	0	V81	0	0	0	0	0	0	O.K.				
133	CAT 4 Direct	0	V82	0	0	0	0	0	0	O.K.				
134														
135	Total CAT 4 C&WF	\$0		\$0	\$0	\$0	\$0	\$0	\$0	O.K.				
136														
137	TOTAL C&WF	\$540,576		\$383,387	\$0	\$157,189	\$0	\$0	\$157,189	O.K.				
138	=====													
139														
140	CAPITAL LEASES:													
141														
142	Allocable Support Leases	\$0	H14	\$0	\$0	\$0	\$0	\$0	\$0	O.K.				
143	Direct Support Leases	0	V84	0	0	0	0	0	0	O.K.				
144														
145	Total Support Leases	\$0		\$0	\$0	\$0	\$0	\$0	\$0	O.K.				

Tri-County Telcom, Inc.

		Intrastate								
		Message Telephone Service				Private Line		TOTAL		
***** FCC PART 36 ***** Plant Investment Detail	TOTAL COMPANY	Source/ Allocator	Interstate and Other	InterLATA	IntraLATA	InterLATA	IntraLATA	INTRASTATE		
(A)	(B)	(C)	(D)	(E)	(F)	(G)	(H)	(I)		
160										
161	COE Operator	\$0	H16	\$0	\$0	\$0	\$0	\$0	O.K.	
162	COE Tandem Switch	0	H17	0	0	0	0	0	O.K.	
163	COE Local Switch	0	H18	0	0	0	0	0	O.K.	
164	COE Transmission	0	H20	0	0	0	0	0	O.K.	
165	COE Direct	0	V89	0	0	0	0	0	O.K.	
166										
167	Total COE Leases	\$0		\$0	\$0	\$0	\$0	\$0	O.K.	
168										
169	IOT Leases	\$0	V90	\$0	\$0	\$0	\$0	\$0	O.K.	
170										
171	C&WF Leases	\$0	V91	\$0	\$0	\$0	\$0	\$0	O.K.	
172										
173	TOTAL CAPITAL LEASES	\$0		\$0	\$0	\$0	\$0	\$0	O.K.	
174										
175										
176	LEASEHOLD IMPROVEMENTS:									
177										
178	Land and Support Assets	\$0	H14	\$0	\$0	\$0	\$0	\$0	O.K.	
179	COE Switching	0	H18	0	0	0	0	0	O.K.	
180	COE Operator	0	H16	0	0	0	0	0	O.K.	
181	COE Transmission	0	H20	0	0	0	0	0	O.K.	
182	IOT	0	V96	0	0	0	0	0	O.K.	
183	C&WF	0	V97	0	0	0	0	0	O.K.	
184	Other	0	V98	0	0	0	0	0	O.K.	
185										
186	TOTAL LEASEHOLD IMPROVEMEN	\$0		\$0	\$0	\$0	\$0	\$0	O.K.	
187										
188										
189	TPIS, EXCL. ACCT. No. 2690	\$1,599,564		\$1,103,023	\$0	\$496,541	\$0	\$0	\$496,541	O.K.

Tri-County Telcom, Inc.

		Intrastate								
***** FCC PART 36 ***** Plant Investment Detail		TOTAL COMPANY	Source/ Allocator	Interstate and Other	Message Telephone Service		Private Line		TOTAL INTRASTATE	
(A)	(B)				(C)	(D)	InterLATA	IntraLATA		
					(E)	(F)	(G)	(H)		
204	INTANGIBLE ASSETS:									
205										
206	Allocable Acct. No. 2690	\$0	H36	\$0	\$0	\$0	\$0	\$0	\$0	O.K.
207	Direct Acct. No. 2690	0	V100	0	0	0	0	0	0	O.K.
208										
209	Total Intangible Assets	\$0		\$0	\$0	\$0	\$0	\$0	\$0	O.K.
210										
211										
212	OTHER TELEPHONE PLANT:									
213										
214	Held for Fut. Use - Alloc.	\$0	---	\$0	\$0	\$0	\$0	\$0	\$0	O.K.
215	Held for Fut. Use - Direct	0	---	0	0	0	0	0	0	O.K.
216	TPUC, Short-term - Alloc.	0	H35	0	0	0	0	0	0	O.K.
217	TPUC, Short-term - Direct	0	V124	0	0	0	0	0	0	O.K.
218	TPUC, Long-term - Alloc.	0	H35	0	0	0	0	0	0	O.K.
219	TPUC, Long-term - Direct	0	V126	0	0	0	0	0	0	O.K.
220	Tele. Plt. Adjust. - Alloc.	0	H35	0	0	0	0	0	0	O.K.
221	Tele. Plt. Adjust. - Direct	0	V104	0	0	0	0	0	0	O.K.
222										
223	Total Other Telephone Plant	\$0		\$0	\$0	\$0	\$0	\$0	\$0	O.K.

***** FCC PART 36 ***** Reserves and Deferrals	TOTAL COMPANY	Source/ Allocator	Interstate and Other	Intrastate				TOTAL INTRASTATE		
				Message Telephone Service		Private Line				
				InterLATA	IntraLATA	InterLATA	IntraLATA			
(A)	(B)	(C)	(D)	(E)	(F)	(G)	(H)	(I)		
13 ACCUM. DEPRECIATION, TPIS:										
14										
15 Support Assets	\$131,686	H13	\$90,808	\$0	\$40,878	\$0	\$0	\$40,878	O.K.	
16 COE Switching	570,819	H19	401,635	0	169,184	0	0	169,184	O.K.	
17 COE Operator	0	H16	0	0	0	0	0	0	O.K.	
18 COE Transmission	55,915	H20	33,749	0	22,166	0	0	22,166	O.K.	
19 IOT Equipment	0	H25	0	0	0	0	0	0	O.K.	
20 Cable and Wire Facilities	437,751	H31	310,462	0	127,289	0	0	127,289	O.K.	
21 Other Plant	0	V135	0	0	0	0	0	0	O.K.	
22										
23 Total Accum. Depr., TPIS	\$1,196,171		\$836,653	\$0	\$359,518	\$0	\$0	\$359,518	O.K.	
24										
25 ACCUM. AMORTIZATION:										
26										
27 Accum. Depreciation, PHFU	\$0	H38	\$0	\$0	\$0	\$0	\$0	\$0	O.K.	
28 Accum. Amort., Tangible Inv.	0	H40	0	0	0	0	0	0	O.K.	
29 Accum. Amort., Intang. Inv.	0	H41	0	0	0	0	0	0	O.K.	
30 Accum. Amort., Other	0	V138	0	0	0	0	0	0	O.K.	
31										
32 Tot. Accum. Amortization	\$0		\$0	\$0	\$0	\$0	\$0	\$0	O.K.	
33										
34 Total Accum. Depr./Amort.	\$1,196,171		\$836,653	\$0	\$359,518	\$0	\$0	\$359,518	O.K.	
35										
36										
37 ACCUM. DEF. INC. TAXES, NET:										
38										
39 Support Assets	13,868	H13	\$9,563	\$0	\$4,305	\$0	\$0	\$4,305	O.K.	
40 COE Switching	12,323	H19	8,671	0	3,652	0	0	3,652	O.K.	
41 COE Operator	0	H16	0	0	0	0	0	0	O.K.	
42 COE Transmission	2,690	H20	1,624	0	1,066	0	0	1,066	O.K.	
43 IOT Equipment	0	H25	0	0	0	0	0	0	O.K.	
44 Cable and Wire Fac.	(9,652)	H31	(6,845)	0	(2,807)	0	0	(2,807)	O.K.	
45 Unclassified	0	V145	0	0	0	0	0	0	O.K.	
46										
47 Total Accum. Def. Inc. Taxes	\$19,229		\$13,012	\$0	\$6,217	\$0	\$0	\$6,217	O.K.	

		Private Line								
***** FCC PART 36 ***** Functional Distribution of Selected Investments		TOTAL COMPANY	Joint Use Message	Interstate		Intrastate		Extended Area Service	Other	
(A)	(B)			(C)	InterLATA	IntraLATA	InterLATA			IntraLATA
13	TRANS. CCT EQUIPMENT:									
14										
15	Working Loops	481	469	8	0	0	0	0	4	O.K.
16	Avg. Cost per Loop	87.38	87.38	87.38	87.38	87.38	87.38	87.38	87.38	
17										
18	CAT 4.13 Exch Ln. Invest.	\$42,032	\$40,983	\$699	\$0	\$0	\$0	\$0	\$350	
19										
20										
21	Circuit Terminations	13,300	12,200	400	0	0	0	0	700	O.K.
22	Avg. Cost per Termination	12.26	12.26	12.26	12.26	12.26	12.26	12.26	12.26	
23										
24	CAT 4.23 Other IX	\$163,067	\$149,580	\$4,904	\$0	\$0	\$0	\$0	\$8,582	
25										
26										
27	C&WF INVESTMENT:									
28										
29	Working Loops	481	469	8	0	0	0	0	4	
30	Loops Factor	1.000000	0.975052	0.016632	0.000000	0.000000	0.000000	0.000000	0.008316	
31	CAT 1 Exchange C&WF	\$390,966	\$381,212	\$6,503	\$0	\$0	\$0	\$0	\$3,251	O.K.
32										
33										
34	Equivalent IX Circuit Miles	3,352,934	3,346,514	1,680	0	0	0	0	4,740	O.K.
35	IX Cct. Miles Factor	1.000000	0.998085	0.000501	0.000000	0.000000	0.000000	0.000000	0.001414	
36	CAT 3 Interexch. C&WF	\$132,071	\$131,818	\$66	\$0	\$0	\$0	\$0	\$187	

		Intrastate								
***** FCC PART 36 ***** Physical Allocation Factors		TOTAL COMPANY	Source/ Allocator	Interstate and Other	Message Telephone Service		Private Line		TOTAL INTRASTATE	
(A)	(B)	(C)	(D)	InterLATA	IntraLATA	InterLATA	IntraLATA	(I)		
13	Subscriber Plant Fact. (SPF)	1.000000	SPF	0.750000	0.000000	0.250000	0.000000	0.000000	0.250000	O.K.
14										
15	Dial Equipment Minutes (DEM)	1.000000	DEM	0.712089	0.000000	0.287911	0.000000	0.000000	0.287911	O.K.
16										
17	Conversation Minute-Miles	1.000000	CMM	0.530520	0.000000	0.469480	0.000000	0.000000	0.469480	O.K.
18	Conversation Minutes	1.000000	CM	0.524931	0.000000	0.475069	0.000000	0.000000	0.475069	O.K.
19	Subscriber Minutes (SLU)	1.000000	SLU	0.834299	0.000000	0.165701	0.000000	0.000000	0.165701	O.K.
20										
21	TSPS Processor Time	1.000000	TSP	1.000000	0.000000	0.000000	0.000000	0.000000	0.000000	O.K.
22	Wtd. Stand. Work Sec., Toll	0.000000	WST	0.000000	0.000000	0.000000	0.000000	0.000000	0.000000	O.K.
23	Wtd. Stand. Work Sec., Aux.	0.000000	WSA	0.000000	0.000000	0.000000	0.000000	0.000000	0.000000	O.K.
24	Wtd. Stand. Work Sec., Comb.	1.000000	WSC	1.000000	0.000000	0.000000	0.000000	0.000000	0.000000	O.K.
25										
26	COE CAT 2 Minutes	1.000000	CT2	0.484062	0.000000	0.515938	0.000000	0.000000	0.515938	O.K.
27										
28	Exchange Trunk Minutes	1.000000	ETM	1.000000	0.000000	0.000000	0.000000	0.000000	0.000000	O.K.
29	MOU-Mi., Host/Remote	0.000000	HRM	0.000000	0.000000	0.000000	0.000000	0.000000	0.000000	O.K.
30										
31	C&WF CAT 4, WATS	0.000000	CT4	0.000000	0.000000	0.000000	0.000000	0.000000	0.000000	O.K.
32										
33	Equal Access MOU	0.000000	EAM	0.000000	0.000000	0.000000	0.000000	0.000000	0.000000	O.K.
34										
35	Current Billings	1.000000	CB	0.666463	0.000000	0.333537	0.000000	0.000000	0.333537	O.K.
36	EU Presubscription Factor	1.000000	EPRE	1.000000	0.000000	0.000000	0.000000	0.000000	0.000000	O.K.
37	EU MTS & WATS Factor	1.000000	EMTS	0.808644	0.000000	0.191356	0.000000	0.000000	0.191356	O.K.
38	EU Access, P/L and All Other Factor	0.000000	EPLO	0.000000	0.000000	0.000000	0.000000	0.000000	0.000000	O.K.
39	IX Special Access Factor	0.000000	ISPA	0.000000	0.000000	0.000000	0.000000	0.000000	0.000000	O.K.
40	IX Switched Access Factor	0.000000	ISWA	0.000000	0.000000	0.000000	0.000000	0.000000	0.000000	O.K.
41	IX Billing & Collection Services Factor	0.000000	IBC	0.000000	0.000000	0.000000	0.000000	0.000000	0.000000	O.K.
42	Coin Revenue Percent	0.000000	CR	0.000000	0.000000	0.000000	0.000000	0.000000	0.000000	O.K.
43	Relative Toll/Local Msgs.	1.000000	TLM	0.179740	0.000000	0.820260	0.000000	0.000000	0.820260	O.K.
44	Relative Users Percent	1.000000	RUP	0.726580	0.000000	0.273420	0.000000	0.000000	0.273420	O.K.
45	CABS Percent	1.000000	CAB	0.500000	0.000000	0.500000	0.000000	0.000000	0.500000	O.K.
46	Foreign Directories Percent	1.000000	FD	0.000000	0.000000	1.000000	0.000000	0.000000	1.000000	O.K.

	Intrastate										TOTAL INTRASTATE	
	Message Telephone Service					Private Line						
(A) Internal Allocation Factors	(B) TOTAL COMPANY	(C) Source/ Allocator	(D) Interstate and Other	(E) InterLATA	(F) IntraLATA	(G) InterLATA	(H) IntraLATA	(I) InterLATA	(J) IntraLATA	(K) InterLATA	(L) IntraLATA	
***** FCC PART 36 *****												
13 Support Assets	1.000000	D31	0.689577	0.000000	0.310423	0.000000	0.000000	0.000000	0.000000	0.000000	0.000000	0.310423
14 Land and Support Assets	1.000000	D33	0.689577	0.000000	0.310423	0.000000	0.000000	0.000000	0.000000	0.000000	0.000000	0.310423
15	0.000000	D43	0.000000	0.000000	0.000000	0.000000	0.000000	0.000000	0.000000	0.000000	0.000000	0.000000
16 COE Operator	1.000000	D49	0.484062	0.000000	0.515938	0.000000	0.000000	0.000000	0.000000	0.000000	0.000000	0.515938
17 COE Tandem Switching	1.000000	D66	0.712089	0.000000	0.287911	0.000000	0.000000	0.000000	0.000000	0.000000	0.000000	0.287911
18 COE Local Switching	1.000000	D68	0.703613	0.000000	0.296387	0.000000	0.000000	0.000000	0.000000	0.000000	0.000000	0.296387
19 COE Total Switching	1.000000	D85	0.603573	0.000000	0.396427	0.000000	0.000000	0.000000	0.000000	0.000000	0.000000	0.396427
20 COE Transmission	1.000000	C19	0.674525	0.000000	0.325475	0.000000	0.000000	0.000000	0.000000	0.000000	0.000000	0.325475
21 Total COE	1.000000											
22	0.000000	D90	0.000000	0.000000	0.000000	0.000000	0.000000	0.000000	0.000000	0.000000	0.000000	0.000000
23 Info. Orig./Term. CAT 1	0.000000	D92	0.000000	0.000000	0.000000	0.000000	0.000000	0.000000	0.000000	0.000000	0.000000	0.000000
24 Info. Orig./Term. CAT 2	0.000000	D94	0.000000	0.000000	0.000000	0.000000	0.000000	0.000000	0.000000	0.000000	0.000000	0.000000
25 Total IOT	0.000000											
26	1.000000	D118	0.756237	0.000000	0.243763	0.000000	0.000000	0.000000	0.000000	0.000000	0.000000	0.243763
27 C&WF CAT 1	1.000000	D120	1.000000	0.000000	0.000000	0.000000	0.000000	0.000000	0.000000	0.000000	0.000000	0.000000
28 C&WF CAT 2	1.000000	D129	0.531419	0.000000	0.468581	0.000000	0.000000	0.000000	0.000000	0.000000	0.000000	0.468581
29 C&WF CAT 3	1.000000	D135	0.000000	0.000000	0.000000	0.000000	0.000000	0.000000	0.000000	0.000000	0.000000	0.000000
30 C&WF CAT 4	1.000000	D137	0.709219	0.000000	0.290781	0.000000	0.000000	0.000000	0.000000	0.000000	0.000000	0.290781
31 Total C&WF	1.000000											
32	1.000000	C23	0.689577	0.000000	0.310423	0.000000	0.000000	0.000000	0.000000	0.000000	0.000000	0.310423
33 Total Equipment	1.000000											
34	1.000000	C32	0.689577	0.000000	0.310423	0.000000	0.000000	0.000000	0.000000	0.000000	0.000000	0.310423
35 TPIS	1.000000	D189	0.689577	0.000000	0.310423	0.000000	0.000000	0.000000	0.000000	0.000000	0.000000	0.310423
36 TPIS, excl. Acct. No. 2690	1.000000											
37	0.000000	D215	0.000000	0.000000	0.000000	0.000000	0.000000	0.000000	0.000000	0.000000	0.000000	0.000000
38 Plt. Held, Fut. Use	0.000000											
39	0.000000	C25	0.000000	0.000000	0.000000	0.000000	0.000000	0.000000	0.000000	0.000000	0.000000	0.000000
40 Total Tangible Assets	0.000000	C29	0.000000	0.000000	0.000000	0.000000	0.000000	0.000000	0.000000	0.000000	0.000000	0.000000
41 Total Intangible Assets	0.000000											
42	0.000000	C36	0.000000	0.000000	0.000000	0.000000	0.000000	0.000000	0.000000	0.000000	0.000000	0.000000
43 Long-term PUC	1.000000	C61	0.656126	0.000000	0.343874	0.000000	0.000000	0.000000	0.000000	0.000000	0.000000	0.343874
44 Net Telephone Plant	1.000000	C68	0.654055	0.000000	0.345945	0.000000	0.000000	0.000000	0.000000	0.000000	0.000000	0.345945
45 Total Net Investment	1.000000	D173	0.000000	0.000000	0.000000	0.000000	0.000000	0.000000	0.000000	0.000000	0.000000	0.000000
46 Capital Leases	0.000000											
47	1.000000	I141	0.681456	0.000000	0.318544	0.000000	0.000000	0.000000	0.000000	0.000000	0.000000	0.318544
48 Tot. Bus. Ofc., Cust. Serv.	1.000000	I170	0.631958	0.000000	0.368042	0.000000	0.000000	0.000000	0.000000	0.000000	0.000000	0.368042
49	1.000000	I185	0.581647	0.000000	0.418353	0.000000	0.000000	0.000000	0.000000	0.000000	0.000000	0.418353
50 Total "BIG THREE" Expenses	1.000000											
51	1.000000											
52 Corporate Operations Expense	1.000000											



***** FCC PART 36 ***** Operating Expenses and Taxes	TOTAL COMPANY	Source/ Allocator	Interstate and Other	Intrastate				TOTAL INTRASTATE		
				Message Telephone Service		Private Line				
				InterLATA	IntraLATA	InterLATA	IntraLATA			
(A)	(B)	(C)	(D)	(E)	(F)	(G)	(H)	(I)		
13 PLANT SPEC. OPER. EXPENSE:										
14										
15 Network Support, Alloc.	\$9,340	H14	\$6,441	\$0	\$2,899	\$0	\$0	\$2,899	O.K.	
16 Network Support, Direct	0	V149	0	0	0	0	0	0	O.K.	
17										
18 Total Network Support Exp.	\$9,340		\$6,441	\$0	\$2,899	\$0	\$0	\$2,899	O.K.	
19										
20 General Support, Alloc.	\$10,839	H14	\$7,474	\$0	\$3,365	\$0	\$0	\$3,365	O.K.	
21 General Support, Direct	0	V151	0	0	0	0	0	0	O.K.	
22										
23 Total General Support Exp.	\$10,839		\$7,474	\$0	\$3,365	\$0	\$0	\$3,365	O.K.	
24										
25 Central Office Eq., Alloc.	\$25,138	H21	\$16,956	\$0	\$8,182	\$0	\$0	\$8,182	O.K.	
26 Central Office Eq., Direct	0	V153	0	0	0	0	0	0	O.K.	
27										
28 Total COE Exp.	\$25,138		\$16,956	\$0	\$8,182	\$0	\$0	\$8,182	O.K.	
29										
30 Cust. Premises Equip.	\$0	H24	\$0	\$0	\$0	\$0	\$0	\$0	O.K.	
31 Coinless Pay Phone	0	G18	0	0	0	0	0	0	O.K.	
32 Other IOT	0	H23	0	0	0	0	0	0	O.K.	
33 IOT Direct	0	V157	0	0	0	0	0	0	O.K.	
34										
35 Total IOT Exp.	\$0		\$0	\$0	\$0	\$0	\$0	\$0	O.K.	
36										
37 Cable & Wire, Alloc.	\$15,128	H31	\$10,729	\$0	\$4,399	\$0	\$0	\$4,399	O.K.	
38 Cable & Wire, Direct	76,866	V159	40,848	0	36,018	0	0	36,018	O.K.	
39										
40 Total C&WF Exp.	\$91,994		\$51,577	\$0	\$40,417	\$0	\$0	\$40,417	O.K.	
41										
42 TOTAL PLT. SPEC. OPER. EXP.	\$137,311		\$82,448	\$0	\$54,863	\$0	\$0	\$54,863	O.K.	
43										
44 TOTAL PLT. SPEC., ex SUPPORT	\$117,132		\$68,533	\$0	\$48,599	\$0	\$0	\$48,599	O.K.	

***** FCC PART 36 ***** Operating Expenses and Taxes	Intrastate								TOTAL INTRASTATE	
	TOTAL COMPANY	Source/ Allocator	Interstate and Other	Message Telephone Service		Private Line				
				InterLATA	IntraLATA	InterLATA	IntraLATA			
(A)	(B)	(C)	(D)	(E)	(F)	(G)	(H)	(I)		
58 NON-SPECIFIC OPER. EXP.:										
59										
60 Oth. Plt. and Equip., Alloc.	\$0	H36	\$0	\$0	\$0	\$0	\$0	\$0	\$0	O.K.
61 Oth. Plt. and Equip., Direct	0	V177	0	0	0	0	0	0	0	O.K.
62										
63 Total Oth. Plt. & Equip.	\$0		\$0	\$0	\$0	\$0	\$0	\$0	\$0	O.K.
64										
65 Network Operations, Alloc.	\$47,967	H33	\$33,077	\$0	\$14,890	\$0	\$0	\$14,890	\$14,890	O.K.
66 Network Operations, Direct	0	V179	0	0	0	0	0	0	0	O.K.
67										
68 Total Network Oper. Exp.	\$47,967		\$33,077	\$0	\$14,890	\$0	\$0	\$14,890	\$14,890	O.K.
69										
70 Total Access Expenses	\$0	V180	\$0	\$0	\$0	\$0	\$0	\$0	\$0	O.K.
71										
72 Depr., Support Assets	\$21,240	H13	\$14,647	\$0	\$6,593	\$0	\$0	\$6,593	\$6,593	O.K.
73 Depr., COE Switching	47,145	H19	33,172	0	13,973	0	0	13,973	13,973	O.K.
74 Depr., COE Operator	0	H16	0	0	0	0	0	0	0	O.K.
75 Depr., COE Transmission	4,789	H20	2,891	0	1,898	0	0	1,898	1,898	O.K.
76 Depr., IOT Equipment	0	H25	0	0	0	0	0	0	0	O.K.
77 Depr., C&W Facilities	22,830	H31	16,191	0	6,639	0	0	6,639	6,639	O.K.
78 Depr., PHFU	0	H38	0	0	0	0	0	0	0	O.K.
79										
80 Total Depreciation Expense	\$96,004		\$66,900	\$0	\$29,104	\$0	\$0	\$29,104	\$29,104	O.K.
81										
82 Amort., Tangible Assets	\$0	H40	\$0	\$0	\$0	\$0	\$0	\$0	\$0	O.K.
83 Amort., Intangible Assets	0	H41	0	0	0	0	0	0	0	O.K.
84 Other Amortization	0	V189	0	0	0	0	0	0	0	O.K.
85 Direct Assigned Amort.	0	V190	0	0	0	0	0	0	0	O.K.
86										
87 Total Amortization Exp.	\$0		\$0	\$0	\$0	\$0	\$0	\$0	\$0	O.K.
88										
89 Total Depr. and Amort.	\$96,004		\$66,900	\$0	\$29,104	\$0	\$0	\$29,104	\$29,104	O.K.
90										
91 TOTAL NON-SPEC. OPER. EXP.	\$143,971		\$99,977	\$0	\$43,994	\$0	\$0	\$43,994	\$43,994	O.K.

***** FCC PART 36 ***** Operating Expenses and Taxes	TOTAL COMPANY	Source/ Allocator	Interstate and Other	Intrastate				TOTAL INTRASTATE		
				Message Telephone Service		Private Line				
				InterLATA	IntraLATA	InterLATA	IntraLATA			
(A)	(B)	(C)	(D)	(E)	(F)	(G)	(H)	(I)		
105 CUSTOMER OPERATIONS EXPENSE:										
106										
107 Marketing, Allocable	\$6,074	G35	\$4,048	\$0	\$2,026	\$0	\$0	\$2,026	O.K.	
108 Marketing, Direct	0	V192	0	0	0	0	0	0	O.K.	
109										
110 Total Marketing Expense	\$6,074		\$4,048	\$0	\$2,026	\$0	\$0	\$2,026	O.K.	
111										
112 Operator Service, Alloc.	\$0	G24	\$0	\$0	\$0	\$0	\$0	\$0	O.K.	
113 Operator Service, Direct	0	V194	0	0	0	0	0	0	O.K.	
114										
115 Total Operator Service	\$0		\$0	\$0	\$0	\$0	\$0	\$0	O.K.	
116										
117 Classified Directory	\$0	V195	\$0	\$0	\$0	\$0	\$0	\$0	O.K.	
118 Alphabetical Directory	1,044	G19	871	0	173	0	0	173	O.K.	
119 Foreign Directory	42	G46	0	0	42	0	0	42	O.K.	
120										
121 Total Directory	\$1,086		\$871	\$0	\$215	\$0	\$0	\$215	O.K.	
122										
123 Bus. Ofc., EU Presubscription	\$4,792	G36	\$4,792	\$0	\$0	\$0	\$0	\$0	O.K.	
124 Bus. Ofc., EU MTS & WATS	7,326	G37	5,924	0	1,402	0	0	1,402	O.K.	
125 Bus. Ofc., EU Access, P/L & all Other	0	G38	0	0	0	0	0	0	O.K.	
126 Bus. Ofc., IXC Special Access	0	G39	0	0	0	0	0	0	O.K.	
127 Bus. Ofc., IXC Switched Access	0	G40	0	0	0	0	0	0	O.K.	
128 Bus. Ofc., IXC B & C Services	0	G41	0	0	0	0	0	0	O.K.	
129 Coin Collect & Admin.	0	G42	0	0	0	0	0	0	O.K.	
130										
131 Total Business Office	\$12,118		\$10,716	\$0	\$1,402	\$0	\$0	\$1,402	O.K.	
132										
133 Cust. Svc., Direct	\$0	V205	\$0	\$0	\$0	\$0	\$0	\$0	O.K.	
134 Cust. Serv., Msg. Process	0	G43	0	0	0	0	0	0	O.K.	
135 Cust. Serv., Other B&C	12,526	G44	9,101	0	3,425	0	0	3,425	O.K.	
136 Cust. Serv., CABS	17,819	G45	8,910	0	8,910	0	0	8,910	O.K.	
137 Cust. Serv., EU Common Line	659	V209	659	0	0	0	0	0	O.K.	
138										
139 Total Customer Service	\$31,004		\$18,670	\$0	\$12,334	\$0	\$0	\$12,334	O.K.	
140										
141 Total Bus. Ofc., Cust. Serv.	\$43,122		\$29,386	\$0	\$13,736	\$0	\$0	\$13,736	O.K.	
142										

		Intrastate								
***** FCC PART 36 ***** Operating Expenses and Taxes		TOTAL COMPANY	Source/ Allocator	Interstate and Other	Message Telephone Service		Private Line		TOTAL INTRASTATE	
(A)	(B)	(C)	(D)	InterLATA	IntraLATA	InterLATA	IntraLATA	(I)		
156	Other Cust. Serv., Alloc.	\$3,786	H48	\$2,580	\$0	\$1,206	\$0	\$0	\$1,206	O.K.
157	Other Cust. Serv., Direct	25	V211	25	0	0	0	0	0	O.K.
158										
159	Total Other Cust. Serv.	\$3,811		\$2,605	\$0	\$1,206	\$0	\$0	\$1,206	O.K.
160										
161	TOTAL CUSTOMER OPER. EXP.	\$54,093		\$36,910	\$0	\$17,183	\$0	\$0	\$17,183	O.K.
162										
163										
164	"BIG-THREE" EXPENSES:									
165										
166	Total Plt. Spec., ex Support	\$117,132	44	\$68,533	\$0	\$48,599	\$0	\$0	\$48,599	O.K.
167	Total Network Oper. Exp.	47,967	68	33,077	0	14,890	0	0	14,890	O.K.
168	Total Customer Operations	54,093	161	36,910	0	17,183	0	0	17,183	O.K.
169										
170	TOTAL "BIG THREE" EXPENSES	\$219,192		\$138,520	\$0	\$80,672	\$0	\$0	\$80,672	O.K.
171										
172										
173	CORPORATE OPERATIONS EXPENSE:									
174										
175	Exec. and Planning, Alloc.	\$51,346	H50	\$32,449	\$0	\$18,897	\$0	\$0	\$18,897	O.K.
176	Exec. and Planning, Direct	0	V213	0	0	0	0	0	0	O.K.
177										
178	Total Exec. and Planning	\$51,346		\$32,449	\$0	\$18,897	\$0	\$0	\$18,897	O.K.
179										
180	Admin. & General, Allocable	\$179,877	H50	\$113,675	\$0	\$66,202	\$0	\$0	\$66,202	O.K.
181	Admin. & General, Direct	20,000	V231	0	0	20,000	0	0	20,000	O.K.
182										
183	Total Admin. and Gen.	\$199,877		\$113,675	\$0	\$86,202	\$0	\$0	\$86,202	O.K.
184										
185	TOTAL CORPORATE OPERATIONS	\$251,223		\$146,123	\$0	\$105,100	\$0	\$0	\$105,100	O.K.
186										
187										
188	NON-INCOME TAXES:									
189										
190	Non-income Taxes, Allocable	\$0	H36	\$0	\$0	\$0	\$0	\$0	\$0	O.K.
191	Non-income Taxes, Direct	27	V233	27	0	0	0	0	0	O.K.
192										
193	Total Non-income Taxes	\$27		\$27	\$0	\$0	\$0	\$0	\$0	O.K.
194										
195										
196	TOTAL OPER. EXP. AND TAXES	\$586,625		\$365,486	\$0	\$221,139	\$0	\$0	\$221,139	O.K.

Tri-County Telcom, Inc.

***** FCC PART 69 ***** IntraLATA Revenue Requirement Summary		Part 36 IntraLATA Total	Source	Common Line	Local Switching	Information	Common Transport	Billing and Collection	Other	
(A)	(B)	(C)	(D)	(E)	(F)	(G)	(H)	(I)		
13	Net Investment	\$139,415	K52	\$31,315	\$11,070	\$0	\$97,031	\$0	\$0	O.K.
14	Rate of Return	10.00%	B19	10.00%	10.00%	10.00%	10.00%	10.00%	10.00%	O.K.
15										
16	Return on Rate Base	\$13,942		\$3,132	\$1,107	\$0	\$9,703	\$0	\$0	O.K.
17										
18	AFUDC	0	N37	0	0	0	0	0	0	O.K.
19	ITC Amortization	0	N37	0	0	0	0	0	0	O.K.
20	Other Return Adjustments	0	Direct	0	0	0	0	0	0	O.K.
21										
22	Net Return	\$13,942		\$3,132	\$1,107	\$0	\$9,703	\$0	\$0	O.K.
23										
24	Interest Expense	901	N67	202	72	0	627	0	0	O.K.
25	Capitalized Payroll Taxes	0	N37	0	0	0	0	0	0	O.K.
26	Depreciation Adjustment	0	N37	0	0	0	0	0	0	O.K.
27	Other Income Adjustments	0	Direct	0	0	0	0	0	0	O.K.
28										
29	After Tax Income	\$13,041		\$2,929	\$1,035	\$0	\$9,076	\$0	\$0	O.K.
30										
31	State Income Taxes	\$0	29	0	0	0	0	0	0	O.K.
32	Federal Income Taxes	6,718	29	1,509	533	0	4,676	0	0	O.K.
33	Operating Expenses and Taxes	221,139	O195	22,950	57,454	519	129,838	10,377	0	O.K.
34	Uncollectibles	0	Direct	0	0	0	0	0	0	O.K.
35	Other Revenue Adjustments	0	Direct	0	0	0	0	0	0	O.K.
36										
37	Basis for Gross Receipts Tax	241,799	16+31+32+33	27,591	59,094	519	144,217	10,377	0	O.K.
38										
39										
40	Gross Receipts Tax	10,075	37	1,150	2,462	22	6,009	432	0	O.K.
41										
42										
43	TOTAL REVENUE REQUIREMENT	\$251,874		\$28,741	\$61,556	\$541	\$150,226	\$10,809	\$0	O.K.
44										

Tri-County Telcom, Inc.

***** FCC PART 69 ***** IntraLATA Investment Summary		Part 36 IntraLATA Total	Source	Common Line	Local Switching	Information	Common Transport	Billing and Collection	Other	
(A)	(B)	(C)	(D)	(E)	(F)	(G)	(H)	(I)		
13 Land and Support Assets	\$109,768	L25	\$3,859	\$52,228	\$0	\$53,682	\$0	\$0	O.K.	
14										
15 Central Office Equipment	\$229,584	L70	\$10,246	\$138,682	\$0	\$80,656	\$0	\$0	O.K.	
16 Info. Term./Orig. Equipment	0	L78	0	0	0	0	0	0	O.K.	
17 Cable and Wire Facilities	157,189	L117	95,303	0	0	61,886	0	0	O.K.	
18										
19 Total COE, IOT, C&WF	\$386,773		\$105,549	\$138,682	\$0	\$142,542	\$0	\$0	O.K.	
20										
21 Total Tangible Assets	\$0	L141	\$0	\$0	\$0	\$0	\$0	\$0	O.K.	
22										
23 Total Tele. Plt. ex Intang.	\$496,541		\$109,408	\$190,910	\$0	\$196,223	\$0	\$0	O.K.	
24 Total Intangible Assets	0	L144	0	0	0	0	0	0	O.K.	
25										
26 Total Plant In Service	\$496,541		\$109,408	\$190,910	\$0	\$196,223	\$0	\$0	O.K.	
27 Total Plt. Held Future Use	0	L147	0	0	0	0	0	0	O.K.	
28 Total ST PUC	0	L163	0	0	0	0	0	0	O.K.	
29 Total LT PUC	0	L164	0	0	0	0	0	0	O.K.	
30 Total Tel. Plt. Adjust.	0	L169	0	0	0	0	0	0	O.K.	
31										
32 TOTAL TELEPHONE PLANT	\$496,541		\$109,408	\$190,910	\$0	\$196,223	\$0	\$0	O.K.	
33										
34 less:										
35 Accum. Depr., Plt. in Serv.	359,518	M23	81,405	177,686	0	100,426	0	0	O.K.	
36 Accum. Depr. PHFU	0	M27	0	0	0	0	0	0	O.K.	
37 Accum. Amort. Tangible Plt.	0	M28	0	0	0	0	0	0	O.K.	
38 Accum. Amort. Intangibles	0	M29	0	0	0	0	0	0	O.K.	
39 Accum. Amort. Other	0	M30	0	0	0	0	0	0	O.K.	
40 Accum. Def. Inc. Taxes, Net	6,217	M47	(1,416)	5,464	0	2,169	0	0	O.K.	
41										
42 plus:										
43 Other Assets	0	Direct	0	0	0	0	0	0	O.K.	
44										
45 NET TELEPHONE PLANT	\$130,806		\$29,418	\$7,760	\$0	\$93,628	\$0	\$0	O.K.	
46 plus:										
47 Class B RTB Stock	0	L171	0	0	0	0	0	0	O.K.	
48 Materials and Supplies	680	L173	150	262	0	269	0	0	O.K.	
49 Cash Working Capital	7,929	L175	1,747	3,048	0	3,133	0	0	O.K.	
50 Equal Access Investment	0	L177	0	0	0	0	0	0	O.K.	
51										
52 NET INVESTMENT	\$139,415		\$31,315	\$11,070	\$0	\$97,031	\$0	\$0	O.K.	
53										

Tri-County Telcom, Inc.

***** FCC PART 69 ***** IntraLATA Investment Detail		Part 36 IntraLATA Total	Source or Apportion	Common Line	Local Switching	Information	Common Transport	Billing and Collection	Other	
(A)	(B)	(C)	(D)	(E)	(F)	(G)	(H)	(I)		
13	LAND AND SUPPORT ASSETS:									
14										
15	Land Assets, Message	\$0	N28	0	0	0	0	0	0	O.K.
16	Land Assets, Private Line	0	N28	0	0	0	0	0	0	O.K.
17										
18	Total Land Assets	\$0		\$0	\$0	\$0	\$0	\$0	\$0	O.K.
19										
20	Support Assets, Message	\$109,768	N28	\$3,859	\$52,228	\$0	\$53,682	\$0	\$0	O.K.
21	Support Assets, Private Line	0	N28	0	0	0	0	0	0	O.K.
22										
23	Total Support Assets	\$109,768		\$3,859	\$52,228	\$0	\$53,682	\$0	\$0	O.K.
24										
25	Total Land and Supp. Assets	\$109,768		\$3,859	\$52,228	\$0	\$53,682	\$0	\$0	O.K.
26										
27	CENTRAL OFFICE EQUIPMENT:									
28										
29	Operator Sys., DA	\$0	(F)	0	0	0	0	0	0	O.K.
30	Operator Sys., Other	0	(I)	0	0	0	0	0	0	O.K.
31										
32	Total Operator Systems	\$0		\$0	\$0	\$0	\$0	\$0	\$0	O.K.
33										
34	Tandem Switching	\$9,595	(G)	\$0	\$0	\$0	\$9,595	\$0	\$0	O.K.
35	Tandem Assigned	0	Direct	0	0	0	0	0	0	O.K.
36										
37	Total Tandem Switching	\$9,595		\$0	\$0	\$0	\$9,595	\$0	\$0	O.K.
38										
39	Local Switching	\$138,682	(E)	\$0	\$138,682	\$0	\$0	\$0	\$0	O.K.
40	Local Assigned	0	Direct	0	0	0	0	0	0	O.K.
41										
42	Total Local Switching	\$138,682		\$0	\$138,682	\$0	\$0	\$0	\$0	O.K.
43										
44	Total Switching	\$148,277		\$0	\$138,682	\$0	\$9,595	\$0	\$0	O.K.

Tri-County Telcom, Inc.

***** FCC PART 69 ***** IntraLATA Investment Detail		Part 36 IntraLATA Total	Source or Apportion	Common Line	Local Switching	Information	Common Transport	Billing and Collection	Other	
(A)	(B)	(C)	(D)	(E)	(F)	(G)	(H)	(I)		
58	COE Exch. Trunk	\$0	Direct	\$0	\$0	\$0	\$0	\$0	\$0	O.K.
59	COE Exch. Line - Message	10,246	(D)	10,246	0	0	0	0	0	O.K.
60	COE Exch. Line - PL etc.	0	(I)	0	0	0	0	0	0	O.K.
61	COE Exch. Line - Assigned	0	Direct	0	0	0	0	0	0	O.K.
62	COE Interexchange, Message	71,061	(G)	0	0	0	71,061	0	0	O.K.
63	COE Interexchange, PL	0	(I)	0	0	0	0	0	0	O.K.
64	COE Interexchange, Assigned	0	(G)	0	0	0	0	0	0	O.K.
65	COE H/R Message	0	(G)	0	0	0	0	0	0	O.K.
66	COE H/R Assigned	0	Direct	0	0	0	0	0	0	O.K.
67										
68	Total COE Transmission	\$81,307		\$10,246	\$0	\$0	\$71,061	\$0	\$0	O.K.
69										
70	Total Central Office Equip.	\$229,584		\$10,246	\$138,682	\$0	\$80,656	\$0	\$0	O.K.
71										
72	IOT EQUIPMENT:									
73										
74	Public Telephone	\$0	N43	\$0	\$0	\$0	\$0	\$0	\$0	O.K.
75	Coinless Pay Phone	0	(D)	0	0	0	0	0	0	O.K.
76	Customer Premises Equipment	0	N60	0	0	0	0	0	0	O.K.
77										
78	Total IOT Equipment	\$0		\$0	\$0	\$0	\$0	\$0	\$0	O.K.
79										
80	CABLE AND WIRE FACILITIES:									
81										
82	Exchange PL and WATS	\$0	(I)	\$0	\$0	\$0	\$0	\$0	\$0	O.K.
83	Exchange Message	95,303	(D)	95,303	0	0	0	0	0	O.K.
84	Exchange Assigned	0	Direct	0	0	0	0	0	0	O.K.
85										
86	Total Exchange Line C&WF	\$95,303		\$95,303	\$0	\$0	\$0	\$0	\$0	O.K.
87										
88	Exchange Trunk, Message	\$0	Direct	\$0	\$0	\$0	\$0	\$0	\$0	O.K.
89	Exchange Trunk, PL	0	Direct	0	0	0	0	0	0	O.K.
90										
91	Total Exchange Trunk C&WF	\$0		\$0	\$0	\$0	\$0	\$0	\$0	O.K.
92										
93	Interexchange Message	\$61,886	(G)	\$0	\$0	\$0	\$61,886	\$0	\$0	O.K.
94	Interexchange PL, WATS	0	(I)	0	0	0	0	0	0	O.K.
95	Interexchange Assigned	0	(G)	0	0	0	0	0	0	O.K.
96										
97	Total Interexchange C&WF	\$61,886		\$0	\$0	\$0	\$61,886	\$0	\$0	O.K.



Tri-County Telecom, Inc.

***** FCC PART 69 ***** IntraLATA Investment Detail		Part 36 IntraLATA Total	Source or Apportion	Common Line	Local Switching	Information	Common Transport	Billing and Collection	Other	
(A)	(B)	(C)	(D)	(E)	(F)	(G)	(H)	(I)		
111 H/R C&WF, Message	\$0	(G)	\$0	\$0	\$0	\$0	\$0	\$0	\$0	O.K.
112 H/R C&WF, WATS	0	(I)	0	0	0	0	0	0	0	O.K.
113 H/R C&WF, Assigned	0	Direct	0	0	0	0	0	0	0	O.K.
114										
115 Total Host/Remote C&WF	\$0		\$0	\$0	\$0	\$0	\$0	\$0	\$0	O.K.
116										
117 Total Cable and Wire Facil.	\$157,189		\$95,303	\$0	\$0	\$61,886	\$0	\$0	\$0	O.K.
118										
119 TANGIBLE ASSETS:										
120										
121 Land and Support Leases	\$0	N28	0	0	0	0	0	0	0	O.K.
122										
123 COE Operator Leases	\$0	32	\$0	\$0	\$0	\$0	\$0	\$0	\$0	O.K.
124 COE Tandem Switching Leases	0	34	0	0	0	0	0	0	0	O.K.
125 COE Local Switching Leases	0	39	0	0	0	0	0	0	0	O.K.
126 COE Transmission Leases	0	68	0	0	0	0	0	0	0	O.K.
127										
128 Total COE Leases	\$0		\$0	\$0	\$0	\$0	\$0	\$0	\$0	O.K.
129										
130 IOT Equipment Leases	\$0	78	0	0	0	0	0	0	0	O.K.
131										
132 C&WF Leases	\$0	117	0	0	0	0	0	0	0	O.K.
133										
134 Total Capital Leases	\$0		\$0	\$0	\$0	\$0	\$0	\$0	\$0	O.K.
135										
136 Leasehold Impr., Alloc.	\$0	N37	0	0	0	0	0	0	0	O.K.
137 Leasehold Impr., Direct	0	Direct	0	0	0	0	0	0	0	O.K.
138										
139 Total Leasehold Improvementsa	\$0		\$0	\$0	\$0	\$0	\$0	\$0	\$0	O.K.
140										
141 Total Tangible Assets	\$0		\$0	\$0	\$0	\$0	\$0	\$0	\$0	O.K.
142										
143										
144 TOTAL INTANGIBLE ASSETS	\$0	N37	\$0	\$0	\$0	\$0	\$0	\$0	\$0	O.K.
145										
146										
147 PROPERTY HELD FOR FUTURE US	\$0	N46	0	0	0	0	0	0	0	O.K.

Tri-County Telecom, Inc.

***** FCC PART 69 *****		Part 36							
IntraLATA Investment		IntraLATA	Source or	Common	Local	Information	Common	Billing and	Other
Detail		Total	Apportion	Line	Switching		Transport	Collection	
(A)	(B)	(C)	(D)	(E)	(F)	(G)	(H)	(I)	
161 PLANT UNDER CONSTRUCTION:									
162 Short-term	\$0	N46	\$0	\$0	\$0	\$0	\$0	\$0	\$0
163 Long-term	0	N46	0	0	0	0	0	0	0
164 Total Plt. Under Const.	\$0		\$0	\$0	\$0	\$0	\$0	\$0	\$0
165									
166									
167									
168 TELEPHONE PLANT ADJUSTMENT	\$0	N46	\$0	\$0	\$0	\$0	\$0	\$0	\$0
169									
170 CLASS B RTB STOCK	\$0	N37	\$0	\$0	\$0	\$0	\$0	\$0	\$0
171									
172 MATERIALS AND SUPPLIES	\$680	N37	\$150	\$262	\$0	\$269	\$0	\$0	\$0
173									
174 CASH WORKING CAPITAL	\$7,929	N37	\$1,747	\$3,048	\$0	\$3,133	\$0	\$0	\$0
175									
176 EQUAL ACCESS INVESTMENT	\$0	Direct	\$0	\$0	\$0	\$0	\$0	\$0	\$0
177									

Tri-County Telcom, Inc.

***** FCC PART 69 *****									
***** FCC PART 69 ***** IntraLATA Reserves and Deferrals	Part 36 IntraLATA Total	Source or Apportion	Common Line	Local Switching	Information	Common Transport	Billing and Collection	Other	
(A)	(B)	(C)	(D)	(E)	(F)	(G)	(H)	(I)	
13 ACCUM. DEPRECIATION, TPIS:									
14									
15 Support Assets	\$40,878	N28	\$1,437	\$19,450	\$0	\$19,991	\$0	\$0	O.K.
16 COE Switching	169,184	L44	0	158,236	0	10,948	0	0	O.K.
17 COE Operator	0	L32	0	0	0	0	0	0	O.K.
18 COE Transmission	22,166	L68	2,793	0	0	19,373	0	0	O.K.
19 IOT Equipment	0	L78	0	0	0	0	0	0	O.K.
20 Cable and Wire Facilities	127,289	L117	77,175	0	0	50,114	0	0	O.K.
21 Other Plant	0	N37	0	0	0	0	0	0	O.K.
22									
23 Total Accum. Depr., TPIS	\$359,518		\$81,405	\$177,686	\$0	\$100,426	\$0	\$0	O.K.
24									
25 ACCUM. AMORTIZATION:									
26									
27 Accum. Depreciation, PHFU	\$0	N37	\$0	\$0	\$0	\$0	\$0	\$0	O.K.
28 Accum. Amort., Tangible Inv.	0	N37	\$0	\$0	\$0	\$0	\$0	\$0	O.K.
29 Accum. Amort., Intang. Inv.	0	N37	\$0	\$0	\$0	\$0	\$0	\$0	O.K.
30 Accum. Amort., Other	0	N37	\$0	\$0	\$0	\$0	\$0	\$0	O.K.
31									
32 Tot. Accum. Amortization	\$0		\$0	\$0	\$0	\$0	\$0	\$0	O.K.
33									
34 Total Accum. Depr./Amort.	\$359,518		\$81,405	\$177,686	\$0	\$100,426	\$0	\$0	O.K.
35									
36									
37 ACCUM. DEF. INC. TAXES, NET:									
38									
39 Support Assets	\$4,305	N28	\$151	\$2,048	\$0	\$2,105	\$0	\$0	O.K.
40 COE Switching	3,652	L44	0	3,416	0	236	0	0	O.K.
41 COE Operator	0	L32	0	0	0	0	0	0	O.K.
42 COE Transmission	1,066	L68	134	0	0	932	0	0	O.K.
43 IOT Equipment	0	L78	0	0	0	0	0	0	O.K.
44 Cable and Wire Fac.	(2,807)	L117	(1,702)	0	0	(1,105)	0	0	O.K.
45 Unclassified	0	N37	0	0	0	0	0	0	O.K.
46									
47 Total Accum. Def. Inc. Taxes	\$6,217		(\$1,416)	\$5,464	\$0	\$2,169	\$0	\$0	O.K.

Tri-County Telcom, Inc.

***** FCC PART 69 ***** Apportionment Factors		Part 36 IntraLATA Total	Source	Common Line	Local Switching	Information	Common Transport	Billing and Collection	Other	
(A)	(B)	(C)	(D)	(E)	(F)	(G)	(H)	(I)		
13 Central Office Equipment	\$229,584	L70	\$10,246	\$138,682	\$0	\$80,656	\$0	\$0	\$0	O.K.
14 Info. Orig./Term. Eqpt.	0	L78	0	0	0	0	0	0	0	O.K.
15 C&W Facilities	157,189	L117	95,303	0	0	61,886	0	0	0	O.K.
16										
17 Total	\$386,773		\$105,549	\$138,682	\$0	\$142,542	\$0	\$0	\$0	O.K.
18 Factor	1.000000		0.272897	0.358562	0.000000	0.368542	0.000000	0.000000	0.000000	O.K.
19										
20 Sum: Sw., Trans., Other	\$281,224	17	\$0	\$138,682	\$0	\$142,542	\$0	\$0	\$0	O.K.
21 Factor	1.000000		0.000000	0.493137	0.000000	0.506863	0.000000	0.000000	0.000000	O.K.
22										
23 Central Office Equipment	\$229,584	L70	\$10,246	\$138,682	\$0	\$80,656	\$0	\$0	\$0	O.K.
24 Info. Orig./Term. Eqpt.	0	L78	0	0	0	0	0	0	0	O.K.
25 C&WF, Excl. Exch. Message	61,886	L117-83	0	0	0	61,886	0	0	0	O.K.
26										
27 Total	\$291,469		\$10,246	\$138,682	\$0	\$142,542	\$0	\$0	\$0	O.K.
28 Factor	1.000000		0.035152	0.475802	0.000000	0.489045	0.000000	0.000000	0.000000	O.K.
29										
30 General Support Facilities	\$109,768	L25	\$3,859	\$52,228	\$0	\$53,682	\$0	\$0	\$0	O.K.
31 Central Office Equipment	229,584	13	10,246	138,682	0	80,656	0	0	0	O.K.
32 Info. Orig./Term. Eqpt.	0	14	0	0	0	0	0	0	0	O.K.
33 C&W Facilities	157,189	15	95,303	0	0	61,886	0	0	0	O.K.
34 Equal Access Investment	0	L177	0	0	0	0	0	0	0	O.K.
35										
36 Total	\$496,541		\$109,408	\$190,910	\$0	\$196,223	\$0	\$0	\$0	O.K.
37 Factor	1.000000		0.220339	0.384480	0.000000	0.395181	0.000000	0.000000	0.000000	O.K.
38										
39 Sum: Com. Ln., Sw., Trans.	\$496,541	36	\$109,408	\$190,910	\$0	\$196,223	\$0	\$0	\$0	O.K.
40 Factor	1.000000		0.220339	0.384480	0.000000	0.395181	0.000000	0.000000	0.000000	O.K.
41										
42 COE Cat. 2 Factor	1.000000	Direct	0.000000	0.000000	0.000000	1.000000	0.000000	0.000000	0.000000	O.K.
43 IOT Cat. 1 Factor	1.000000	Direct	1.000000	0.000000	0.000000	0.000000	0.000000	0.000000	0.000000	O.K.
44										
45 Total TPIS	\$496,541	K26	\$109,408	\$190,910	\$0	\$196,223	\$0	\$0	\$0	O.K.
46 Factor	1.000000		0.220339	0.384480	0.000000	0.395181	0.000000	0.000000	0.000000	O.K.

Tri-County Telcom, Inc.

***** FCC PART 69 ***** Apportionment Factors		Part 36 IntraLATA Total	Source	Common Line	Local Switching	Information	Common Transport	Billing and Collection	Other	
(A)	(B)	(C)	(D)	(E)	(F)	(G)	(H)	(I)		
60 Interstate Equiv. Factor	0.000000	Direct	0.000000	0.000000	0.000000	0.000000	0.000000	0.000000	0.000000	O.K.
61 Wtd. Std. Work Seconds	1.000000	Direct	1.000000	0.000000	0.000000	0.000000	0.000000	0.000000	0.000000	O.K.
62										
63 "BIG THREE" Expenses	\$86,936	O171	\$8,299	\$18,549	\$234	\$54,610	\$5,244	\$0	\$0	O.K.
64 Factor	1.000000		0.095458	0.213367	0.002687	0.628168	0.060320	0.000000	0.000000	0
65										
66 Net Investment	\$139,415	J13	\$31,315	\$11,070	\$0	\$97,031	\$0	\$0	\$0	O.K.
67 Factor	1.000000		0.224617	0.079401	0.000000	0.695982	0.000000	0.000000	0.000000	O.K.

Tri-County Telcom, Inc.

***** FCC PART 69 ***** Operating Expenses and Taxes	Part 36 IntraLATA Total	Apportion	Common Line	Local Switching	Information	Common Transport	Billing and Collection	Other	
(A)	(B)	(C)	(D)	(E)	(F)	(G)	(H)	(I)	
13 PLANT SPEC. OPER. EXPENSE:									
14									
15 Network Support, Alloc.	\$2,899	N37	\$639	\$1,115	\$0	\$1,146	\$0	\$0	O.K.
16 Network Support, Direct	0	Direct	0	0	0	0	0	0	O.K.
17									
18 Total Network Support Exp.	\$2,899		\$639	\$1,115	\$0	\$1,146	\$0	\$0	O.K.
19									
20 General Support, Alloc.	\$3,365	N30	\$118	\$1,601	\$0	\$1,645	\$0	\$0	O.K.
21 General Support, Direct	0	Direct	0	0	0	0	0	0	O.K.
22									
23 Total General Support Exp.	\$3,365		\$118	\$1,601	\$0	\$1,645	\$0	\$0	O.K.
24									
25 Central Office Eq., Alloc.	\$8,182	N31	\$365	\$4,942	\$0	\$2,874	\$0	\$0	O.K.
26 Central Office Eq., Direct	0	Direct	0	0	0	0	0	0	O.K.
27									
28 Total COE Exp.	\$8,182		\$365	\$4,942	\$0	\$2,874	\$0	\$0	O.K.
29									
30 Cust. Premises Equip.	\$0	L76	\$0	\$0	\$0	\$0	\$0	\$0	O.K.
31 Other IOT	0	N43	0	0	0	0	0	0	O.K.
32 IOT Direct	0	Direct	0	0	0	0	0	0	O.K.
33									
34 Total IOT Exp.	\$0		\$0	\$0	\$0	\$0	\$0	\$0	O.K.
35									
36 Cable & Wire, Alloc.	\$4,399	N33	\$2,667	\$0	\$0	\$1,732	\$0	\$0	O.K.
37 Cable & Wire, Direct	36,018	Direct	0	0	0	36,018	0	0	O.K.
38									
39 Total C&WF Exp.	\$40,417		\$2,667	\$0	\$0	\$37,750	\$0	\$0	O.K.
40									
41 TOTAL PLT. SPEC. OPER. EXP.	\$54,863		\$3,789	\$7,658	\$0	\$43,415	\$0	\$0	O.K.
42									
43 TOTAL PLT. SPEC., ex SUPPORT	\$48,599		\$3,032	\$4,942	\$0	\$40,624	\$0	\$0	O.K.

Tri-County Telcom, Inc.

***** FCC PART 69 ***** Operating Expenses and Taxes	Part 36 IntraLATA Total	Apportion	Common Line	Local Switching	Information	Common Transport	Billing and Collection	Other	
(A)	(B)	(C)	(D)	(E)	(F)	(G)	(H)	(I)	
57 NON-SPECIFIC OPER. EXP.:									
58									
59 Oth. Plt. and Equip., Alloc.	\$0	N18	\$0	\$0	\$0	\$0	\$0	\$0	O.K.
60 Oth. Plt. and Equip., Direct	0	Direct	0	0	0	0	0	0	O.K.
61									
62 Total Oth. Plt. & Equip.	\$0		\$0	\$0	\$0	\$0	\$0	\$0	O.K.
63									
64 Network Operations, Alloc.	\$14,890	N18	\$4,063	\$5,339	\$0	\$5,488	\$0	\$0	O.K.
65 Network Operations, Direct	0	Direct	0	0	0	0	0	0	O.K.
66									
67 Total Network Oper. Exp.	\$14,890		\$4,063	\$5,339	\$0	\$5,488	\$0	\$0	O.K.
68									
69 Total Access Expenses	\$0	Direct	\$0	\$0	\$0	\$0	\$0	\$0	O.K.
70									
71 Depr., Support Assets	\$6,593	L23	\$232	\$3,137	\$0	\$3,224	\$0	\$0	O.K.
72 Depr., COE Switching	13,973	L44	0	13,069	0	904	0	0	O.K.
73 Depr., COE Operator	0	L32	0	0	0	0	0	0	O.K.
74 Depr., COE Transmission	1,898	L68	239	0	0	1,659	0	0	O.K.
75 Depr., IOT Equipment	0	L78	0	0	0	0	0	0	O.K.
76 Depr., C&W Facilities	6,639	L117	4,025	0	0	2,614	0	0	O.K.
77 Depr., PHFU	0	L147	0	0	0	0	0	0	O.K.
78									
79 Total Depreciation Expense	\$29,104		\$4,496	\$16,206	\$0	\$8,402	\$0	\$0	O.K.
80									
81 Amort., Tangible Assets	\$0	L141	\$0	\$0	\$0	\$0	\$0	\$0	O.K.
82 Amort., Intangible Assets	0	L144	0	0	0	0	0	0	O.K.
83 Other Amortization	0	Direct	0	0	0	0	0	0	O.K.
84 Direct Assigned Amort.	0	Direct	0	0	0	0	0	0	O.K.
85									
86 Total Amortization Exp.	\$0		\$0	\$0	\$0	\$0	\$0	\$0	O.K.
87									
88 Total Depr. and Amort.	\$29,104		\$4,496	\$16,206	\$0	\$8,402	\$0	\$0	O.K.
89									
90 TOTAL NON-SPEC. OPER. EXP.	\$43,994		\$8,559	\$21,545	\$0	\$13,889	\$0	\$0	O.K.

Tri-County Telcom, Inc.

***** FCC PART 69 ***** Operating Expenses and Taxes	Part 36 IntraLATA Total	Apportion	Common Line	Local Switching	Information	Common Transport	Billing and Collection	Other	
(A)	(B)	(C)	(D)	(E)	(F)	(G)	(H)	(I)	
104 CUSTOMER OPERATIONS EXPENSE:									
105									
106 Marketing, Allocable	\$2,026	N37	\$446	\$779	\$0	\$801	\$0	\$0	O.K.
107 Marketing, Direct	0	Direct	0	0	0	0	0	0	O.K.
108									
109 Total Marketing Expense	\$2,026		\$446	\$779	\$0	\$801	\$0	\$0	O.K.
110									
111 Operator Service, Alloc.	\$0	N61	\$0	\$0	\$0	\$0	\$0	\$0	O.K.
112 Operator Service, Direct	0	Direct	0	0	0	0	0	0	O.K.
113									
114 Total Operator Service	\$0		\$0	\$0	\$0	\$0	\$0	\$0	O.K.
115									
116 Classified Directory	\$0	Direct	\$0	\$0	\$0	\$0	\$0	\$0	O.K.
117 Alphabetical Directory	173	(F)	0	0	173	0	0	0	O.K.
118 Foreign Directory	42	Direct	0	0	42	0	0	0	O.K.
119									
120 Total Directory	\$215		\$0	\$0	\$215	\$0	\$0	\$0	O.K.
121									
122 Bus. Ofc., EU Presubscription	0	N40	\$0	\$0	\$0	\$0	\$0	\$0	O.K.
123 Bus. Ofc., Reserved	0	(I)	0	0	0	0	0	0	O.K.
124 Bus. Ofc., EU Access PL & All Other	0	(H)	0	0	0	0	0	0	O.K.
125 Bus. Ofc., EU Message	1,402	(H)	0	0	0	0	1,402	0	O.K.
126 Bus. Ofc., EU Reserved	0	(I)	0	0	0	0	0	0	O.K.
127 Bus. Ofc., IX Special Access	0	(I)	0	0	0	0	0	0	O.K.
128 Bus. Ofc., IX Switched Access	0	N40	0	0	0	0	0	0	O.K.
129 Bus. Ofc., IX Billing and Collection	0	(H)	0	0	0	0	0	0	O.K.
130 Bus. Ofc., Coin Collection & Administ	0	(D)	0	0	0	0	0	0	O.K.
131 Bus. Ofc., Reserved	0	(I)	0	0	0	0	0	0	O.K.
132									
133 Total Business Office	\$1,402		\$0	\$0	\$0	\$0	\$1,402	\$0	O.K.
134									
135 Cust. Serv., Msg. Process	\$0	(H)	0	0	0	0	0	0	O.K.
136 Cust. Serv., Other B&C	3,425	(H)	0	0	0	0	3,425	0	O.K.
137 Cust. Serv., CABS	8,910	N21	0	4,394	0	4,516	0	0	O.K.
138 Cust. Serv., EU Common Line	0	(H)	0	0	0	0	0	0	O.K.
139									
140 Total Customer Service	\$12,334		\$0	\$4,394	\$0	\$4,516	\$3,425	\$0	O.K.
141									
142 Total BO, CS, OS, Dir.	\$13,951		\$0	\$4,394	\$215	\$4,516	\$4,827	\$0	O.K.



Tri-County Telcom, Inc.

***** FCC PART 69 ***** Operating Expenses and Taxes		Part 36 IntraLATA Total	Apportion	Common Line	Local Switching	Information	Common Transport	Billing and Collection	Other	
(A)	(B)	(C)	(D)	(E)	(F)	(G)	(H)	(I)		
158 Other Cust. Serv., Alloc.	\$1,206	142	\$0	\$380	\$19	\$390	\$417	\$0	O.K.	
159 Other Cust. Serv., Direct	0	Direct	0	0	0	0	0	0	O.K.	
160										
161 Total Other Cust. Serv.	\$1,206		\$0	\$380	\$19	\$390	\$417	\$0	O.K.	
162										
163 TOTAL CUSTOMER OPER. EXP.	\$17,183		\$446	\$5,552	\$234	\$5,707	\$5,244	\$0	O.K.	
164										
165 "BIG-THREE" EXPENSES:										
166										
167 Total Plt. Specific Exp.	\$54,863	41	\$3,789	\$7,658	\$0	\$43,415	\$0	\$0	O.K.	
168 Total Plt Non-specific Exp.	14,890	62 + 67 +69	4,063	5,339	0	5,488	0	0	O.K.	
169 Total Customer Operations	17,183	163	446	5,552	234	5,707	5,244	0	O.K.	
170										
171 TOTAL "BIG THREE" EXPENSES	\$86,936		\$8,299	\$18,549	\$234	\$54,610	\$5,244	\$0	O.K.	
172										
173 CORPORATE OPERATIONS EXPENSE:										
174										
175 Exec. and Planning, Alloc.	\$18,897	N64	\$1,804	\$4,032	\$51	\$11,871	\$1,140	\$0	O.K.	
176 Exec. and Planning, Direct	0	Direct	0	0	0	0	0	0	O.K.	
177										
178 Total Exec. and Planning	\$18,897		\$1,804	\$4,032	\$51	\$11,871	\$1,140	\$0	O.K.	
179										
180 Admin. & General, Allocable	\$66,202	N64	\$6,320	\$14,125	\$178	\$41,586	\$3,993	\$0	O.K.	
181 Admin. & General, Direct	20,000	Direct	2,032	4,541	57	13,370	0	0	O.K.	
182										
183 Total Admin. and Gen.	\$86,202		\$8,352	\$18,666	\$235	\$54,956	\$3,993	\$0	O.K.	
184										
185 TOTAL CORPORATE OPERATIONS	\$105,100		\$10,155	\$22,699	\$286	\$66,827	\$5,133	\$0	O.K.	
186										
187 NON-INCOME TAXES:										
188										
189 Non-income Taxes, Allocable	\$0	N37	\$0	\$0	\$0	\$0	\$0	\$0	O.K.	
190 Non-income Taxes, Direct	0	Direct	0	0	0	0	0	0	O.K.	
191									O.K.	
192										
193 Total Non-income Taxes	\$0		\$0	\$0	\$0	\$0	\$0	\$0	O.K.	
194										
195 TOTAL OPER. EXP. AND TAXES	\$221,139		\$22,950	\$57,454	\$519	\$129,838	\$10,377	\$0	O.K.	

Tri-County Telcom, Inc.

***** FCC PART 69 ***** InterLATA Revenue Requirement Summary		Part 36 InterLATA Total	Source	Common Line	Local Switching	Information	Common Transport	Billing and Collection	Other	
(A)	(B)	(C)	(D)	(E)	(F)	(G)	(H)	(I)		
13 Net Investment	\$0	Q52	\$0	\$0	\$0	\$0	\$0	\$0	\$0	O.K.
14 Rate of Return	10.00%	B19	10.00%	10.00%	10.00%	10.00%	10.00%	10.00%	10.00%	O.K.
15										
16 Return on Rate Base	\$0		\$0	\$0	\$0	\$0	\$0	\$0	\$0	O.K.
17										
18 AFUDC	\$0	T37	0	0	0	0	0	0	0	O.K.
19 ITC Amortization	0	T37	0	0	0	0	0	0	0	O.K.
20 Other Return Adjustments	0	Direct	0	0	0	0	0	0	0	O.K.
21										
22 Net Return	\$0		\$0	\$0	\$0	\$0	\$0	\$0	\$0	O.K.
23										
24 Interest Expense	\$0	T67	0	0	0	0	0	0	0	O.K.
25 Capitalized Payroll Taxes	0	T37	0	0	0	0	0	0	0	O.K.
26 Depreciation Adjustment	0	T37	0	0	0	0	0	0	0	O.K.
27 Other Income Adjustments	0	Direct	0	0	0	0	0	0	0	O.K.
28										
29 After Tax Income	\$0		\$0	\$0	\$0	\$0	\$0	\$0	\$0	O.K.
30										
31 State Income Taxes	\$0	29	\$0	\$0	\$0	\$0	\$0	\$0	\$0	O.K.
32 Federal Income Taxes	0	29	0	0	0	0	0	0	0	O.K.
33 Operating Expenses and Taxes	0	U195	0	0	0	0	0	0	0	O.K.
34 Uncollectibles	0	Direct	0	0	0	0	0	0	0	O.K.
35 Other Revenue Adjustments	0	Direct	0	0	0	0	0	0	0	O.K.
36										
37 Basis for Gross Receipts Tax	0	16+31+32+33	0	0	0	0	0	0	0	O.K.
38										
39										
40 Gross Receipts Tax	0	37	0	0	0	0	0	0	0	O.K.
41										
42										
43 TOTAL REVENUE REQUIREMENT	\$0		\$0	\$0	\$0	\$0	\$0	\$0	\$0	O.K.
44										

Tri-County Telcom, Inc.

***** FCC PART 69 ***** InterLATA Investment Summary		Part 36 InterLATA Total	Source	Common Line	Local Switching	Information	Common Transport	Billing and Collection	Other	
(A)	(B)	(C)	(D)	(E)	(F)	(G)	(H)	(I)		
13 Land and Support Assets	\$0	R25	\$0	\$0	\$0	\$0	\$0	\$0	\$0	O.K.
14										
15 Central Office Equipment	\$0	R70	\$0	\$0	\$0	\$0	\$0	\$0	\$0	O.K.
16 Info. Term./Orig. Equipment	0	R78	0	0	0	0	0	0	0	O.K.
17 Cable and Wire Facilities	0	R117	0	0	0	0	0	0	0	O.K.
18										
19 Total COE, IOT, C&WF	\$0		\$0	\$0	\$0	\$0	\$0	\$0	\$0	O.K.
20										
21 Total Tangible Assets	\$0	R141	\$0	\$0	\$0	\$0	\$0	\$0	\$0	O.K.
22										
23 Total Tele. Plt. ex Intang.	\$0		\$0	\$0	\$0	\$0	\$0	\$0	\$0	O.K.
24 Total Intangible Assets	0	R144	0	0	0	0	0	0	0	O.K.
25										
26 Total Plant In Service	\$0		\$0	\$0	\$0	\$0	\$0	\$0	\$0	O.K.
27 Total Plt. Held Future Use	0	R147	0	0	0	0	0	0	0	O.K.
28 Total ST PUC	0	R163	0	0	0	0	0	0	0	O.K.
29 Total LT PUC	0	R164	0	0	0	0	0	0	0	O.K.
30 Total Tel. Plt. Adjust.	0	R169	0	0	0	0	0	0	0	O.K.
31										
32 TOTAL TELEPHONE PLANT	\$0		\$0	\$0	\$0	\$0	\$0	\$0	\$0	O.K.
33										
34 less:										
35 Accum. Depr., Plt. in Serv.	0	S23	0	0	0	0	0	0	0	O.K.
36 Accum. Depr. PHFU	0	S27	0	0	0	0	0	0	0	O.K.
37 Accum. Amort. Tangible Plt.	0	S28	0	0	0	0	0	0	0	O.K.
38 Accum. Amort. Intangibles	0	S29	0	0	0	0	0	0	0	O.K.
39 Accum. Amort. Other	0	S30	0	0	0	0	0	0	0	O.K.
40 Accum. Def. Inc. Taxes, Net	0	S47	0	0	0	0	0	0	0	O.K.
41										
42 plus:										
43 Other Assets	0	Direct	0	0	0	0	0	0	0	O.K.
44										
45 NET TELEPHONE PLANT	\$0		\$0	\$0	\$0	\$0	\$0	\$0	\$0	O.K.
46 plus:										
47 Class B RTB Stock	0	R171	0	0	0	0	0	0	0	O.K.
48 Materials and Supplies	0	R173	0	0	0	0	0	0	0	O.K.
49 Cash Working Capital	0	R175	0	0	0	0	0	0	0	O.K.
50 Equal Access Investment	0	R177	0	0	0	0	0	0	0	O.K.
51										
52 NET INVESTMENT	\$0		\$0	\$0	\$0	\$0	\$0	\$0	\$0	O.K.
53										

Tri-County Telcom, Inc.

***** FCC PART 69 ***** InterLATA Investment Detail	Part 36 InterLATA Total	Source or Apportion	Common Line	Local Switching	Information	Common Transport	Billing and Collection	Other	
(A)	(B)	(C)	(D)	(E)	(F)	(G)	(H)	(I)	
13 LAND AND SUPPORT ASSETS:									
14									
15 Land Assets, Message	\$0	T28	\$0	\$0	\$0	\$0	\$0	\$0	O.K.
16 Land Assets, Private Line	0	T28	0	0	0	0	0	0	O.K.
17									
18 Total Land Assets	\$0		\$0	\$0	\$0	\$0	\$0	\$0	O.K.
19									
20 Support Assets, Message	0	T28	\$0	\$0	\$0	\$0	\$0	\$0	O.K.
21 Support Assets, Private Line	0	T28	0	0	0	0	0	0	O.K.
22									
23 Total Support Assets	\$0		\$0	\$0	\$0	\$0	\$0	\$0	O.K.
24									
25 Total Land and Supp. Assets	\$0		\$0	\$0	\$0	\$0	\$0	\$0	O.K.
26									
27 CENTRAL OFFICE EQUIPMENT:									
28									
29 Operator Sys., DA	\$0	(F)	\$0	\$0	\$0	\$0	\$0	\$0	O.K.
30 Operator Sys., Other	0	(I)	0	0	0	0	0	0	O.K.
31									
32 Total Operator Systems	\$0		\$0	\$0	\$0	\$0	\$0	\$0	O.K.
33									
34 Tandem Switching	\$0	(G)	\$0	\$0	\$0	\$0	\$0	\$0	O.K.
35 Tandem Assigned	0	Direct	0	0	0	0	0	0	O.K.
36									
37 Total Tandem Switching	\$0		\$0	\$0	\$0	\$0	\$0	\$0	O.K.
38									
39 Local Switching	\$0	(E)	\$0	\$0	\$0	\$0	\$0	\$0	O.K.
40 Local Assigned	0	Direct	0	0	0	0	0	0	O.K.
41									
42 Total Local Switching	\$0		\$0	\$0	\$0	\$0	\$0	\$0	O.K.
43									
44 Total Switching	\$0		\$0	\$0	\$0	\$0	\$0	\$0	O.K.

Tri-County Telcom, Inc.

***** FCC PART 69 ***** InterLATA Investment Detail		Part 36 InterLATA Total	Source or Apportion	Common Line	Local Switching	Information	Common Transport	Billing and Collection	Other	
(A)	(B)	(C)	(D)	(E)	(F)	(G)	(H)	(I)		
58	COE Exch. Trunk	\$0	Direct	\$0	\$0	\$0	\$0	\$0	\$0	O.K.
59	COE Exch. Line - Message	0	(D)	0	0	0	0	0	0	O.K.
60	COE Exch. Line - PL etc.	0	(I)	0	0	0	0	0	0	O.K.
61	COE Exch. Line - Assigned	0	Direct	0	0	0	0	0	0	O.K.
62	COE Interexchange, Message	0	(G)	0	0	0	0	0	0	O.K.
63	COE Interexchange, PL	0	(I)	0	0	0	0	0	0	O.K.
64	COE Interexchange, Assigned	0	(G)	0	0	0	0	0	0	O.K.
65	COE H/R Message	0	(G)	0	0	0	0	0	0	O.K.
66	COE H/R Assigned	0	Direct	0	0	0	0	0	0	O.K.
67										
68	Total COE Transmission	\$0		\$0	\$0	\$0	\$0	\$0	\$0	O.K.
69										
70	Total Central Office Equip.	\$0		\$0	\$0	\$0	\$0	\$0	\$0	O.K.
71										
72	IOT EQUIPMENT:									
73										
74	Public Telephone	\$0	T43	\$0	\$0	\$0	\$0	\$0	\$0	O.K.
75	Coinless Pay Phone	0	(D)	0	0	0	0	0	0	O.K.
76	Customer Premises Equipment	0	T60	0	0	0	0	0	0	O.K.
77										
78	Total IOT Equipment	\$0		\$0	\$0	\$0	\$0	\$0	\$0	O.K.
79										
80	CABLE AND WIRE FACILITIES:									
81										
82	Exchange PL and WATS	\$0	(I)	\$0	\$0	\$0	\$0	\$0	\$0	O.K.
83	Exchange Message	0	(D)	0	0	0	0	0	0	O.K.
84	Exchange Assigned	0	Direct	0	0	0	0	0	0	O.K.
85										
86	Total Exchange Line C&WF	\$0		\$0	\$0	\$0	\$0	\$0	\$0	O.K.
87										
88	Exchange Trunk, Message	\$0	Direct	\$0	\$0	\$0	\$0	\$0	\$0	O.K.
89	Exchange Trunk, PL	0	Direct	0	0	0	0	0	0	O.K.
90										
91	Total Exchange Trunk C&WF	\$0		\$0	\$0	\$0	\$0	\$0	\$0	O.K.
92										
93	Interexchange Message	\$0	(G)	\$0	\$0	\$0	\$0	\$0	\$0	O.K.
94	Interexchange PL, WATS	0	(I)	0	0	0	0	0	0	O.K.
95	Interexchange Assigned	0	(G)	0	0	0	0	0	0	O.K.
96										
97	Total Interexchange C&WF	\$0		\$0	\$0	\$0	\$0	\$0	\$0	O.K.

Tri-County Telcom, Inc.

***** FCC PART 69 ***** InterLATA Investment Detail		Part 36 InterLATA Total	Source or Apportion	Common Line	Local Switching	Information	Common Transport	Billing and Collection	Other	
(A)	(B)	(C)	(D)	(E)	(F)	(G)	(H)	(I)		
111	H/R C&WF, Message	\$0	(G)	\$0	\$0	\$0	\$0	\$0	\$0	O.K.
112	H/R C&WF, WATS	0	(I)	0	0	0	0	0	0	O.K.
113	H/R C&WF, Assigned	0	Direct	0	0	0	0	0	0	O.K.
114										
115	Total Host/Remote C&WF	\$0		\$0	\$0	\$0	\$0	\$0	\$0	O.K.
116										
117	Total Cable and Wire Facil.	\$0		\$0	\$0	\$0	\$0	\$0	\$0	O.K.
118										
119	TANGIBLE ASSETS:									
120										
121	Land and Support Leases	\$0	T28	\$0	\$0	\$0	\$0	\$0	\$0	O.K.
122										
123	COE Operator Leases	\$0	32	\$0	\$0	\$0	\$0	\$0	\$0	O.K.
124	COE Tandem Switching Leases	0	34	0	0	0	0	0	0	O.K.
125	COE Local Switching Leases	0	39	0	0	0	0	0	0	O.K.
126	COE Transmission Leases	0	68	0	0	0	0	0	0	O.K.
127										
128	Total COE Leases	\$0		\$0	\$0	\$0	\$0	\$0	\$0	O.K.
129										
130	IOT Equipment Leases	\$0	78	\$0	\$0	\$0	\$0	\$0	\$0	O.K.
131										
132	C&WF Leases	\$0	117	\$0	\$0	\$0	\$0	\$0	\$0	O.K.
133										
134	Total Capital Leases	\$0		\$0	\$0	\$0	\$0	\$0	\$0	O.K.
135										
136	Leasehold Impr., Alloc.	\$0	T37	\$0	\$0	\$0	\$0	\$0	\$0	O.K.
137	Leasehold Impr., Direct	0	Direct	0	0	0	0	0	0	O.K.
138										
139	Total Leasehold Improvementsa	\$0		\$0	\$0	\$0	\$0	\$0	\$0	O.K.
140										
141	Total Tangible Assets	\$0		\$0	\$0	\$0	\$0	\$0	\$0	O.K.
142										
143										
144	TOTAL INTANGIBLE ASSETS	\$0	T37	\$0	\$0	\$0	\$0	\$0	\$0	O.K.
145										
146										
147	PROPERTY HELD FOR FUTURE US	\$0	T46	\$0	\$0	\$0	\$0	\$0	\$0	O.K.

Tri-County Telcom, Inc.

***** FCC PART 69 ***** InterLATA Investment Detail		Part 36 InterLATA Total	Source or Apportion	Common Line	Local Switching	Information	Common Transport	Billing and Collection	Other	
(A)	(B)	(C)	(D)	(E)	(F)	(G)	(H)	(I)		
161	PLANT UNDER CONSTRUCTION:									
162										
163	Short-term	\$0	T46	\$0	\$0	\$0	\$0	\$0	\$0	O.K.
164	Long-term	0	T46	0	0	0	0	0	0	O.K.
165										
166	Total Plt. Under Const.	\$0		\$0	\$0	\$0	\$0	\$0	\$0	O.K.
167										
168										
169	TELEPHONE PLANT ADJUSTMENT	\$0	T46	\$0	\$0	\$0	\$0	\$0	\$0	O.K.
170										
171	CLASS B RTB STOCK	\$0	T37	\$0	\$0	\$0	\$0	\$0	\$0	O.K.
172										
173	MATERIALS AND SUPPLIES	\$0	T37	\$0	\$0	\$0	\$0	\$0	\$0	O.K.
174										
175	CASH WORKING CAPITAL	\$0	T37	\$0	\$0	\$0	\$0	\$0	\$0	O.K.
176										
177	EQUAL ACCESS INVESTMENT	\$0	Direct	\$0	\$0	\$0	\$0	\$0	\$0	O.K.

Tri-County Telcom, Inc.

***** FCC PART 69 *****										
InterLATA Reserves and Deferrals										
(A)	Part 36 InterLATA Total (B)	Source or Apportion (C)	Common Line (D)	Local Switching (E)	Information (F)	Common Transport (G)	Billing and Collection (H)	Other (I)		
13	ACCUM. DEPRECIATION, TPIS:									
14										
15	Support Assets	\$0	T28	\$0	\$0	\$0	\$0	\$0	\$0	O.K.
16	COE Switching	0	R44	0	0	0	0	0	0	O.K.
17	COE Operator	0	R32	0	0	0	0	0	0	O.K.
18	COE Transmission	0	R68	0	0	0	0	0	0	O.K.
19	IOT Equipment	0	R78	0	0	0	0	0	0	O.K.
20	Cable and Wire Facilities	0	R117	0	0	0	0	0	0	O.K.
21	Other Plant	0	T37	0	0	0	0	0	0	O.K.
22										
23	Total Accum. Depr., TPIS	\$0		\$0	\$0	\$0	\$0	\$0	\$0	O.K.
24										
25	ACCUM. AMORTIZATION:									
26										
27	Accum. Depreciation, PHFU	0	T37	\$0	\$0	\$0	\$0	\$0	\$0	O.K.
28	Accum. Amort., Tangible Inv.	0	T37	0	0	0	0	0	0	O.K.
29	Accum. Amort., Intang. Inv.	0	T37	0	0	0	0	0	0	O.K.
30	Accum. Amort., Other	0	T37	0	0	0	0	0	0	O.K.
31										
32	Tot. Accum. Amortization	\$0		\$0	\$0	\$0	\$0	\$0	\$0	O.K.
33										
34	Total Accum. Depr./Amort.	\$0		\$0	\$0	\$0	\$0	\$0	\$0	O.K.
35										
36										
37	ACCUM. DEF. INC. TAXES, NET:									
38										
39	Support Assets	\$0	T28	\$0	\$0	\$0	\$0	\$0	\$0	O.K.
40	COE Switching	0	R44	0	0	0	0	0	0	O.K.
41	COE Operator	0	R32	0	0	0	0	0	0	O.K.
42	COE Transmission	0	R68	0	0	0	0	0	0	O.K.
43	IOT Equipment	0	R78	0	0	0	0	0	0	O.K.
44	Cable and Wire Fac.	0	R117	0	0	0	0	0	0	O.K.
45	Unclassified	0	T37	0	0	0	0	0	0	O.K.
46										
47	Total Accum. Def. Inc. Taxes	\$0		\$0	\$0	\$0	\$0	\$0	\$0	O.K.



Tri-County Telcom, Inc.

***** FCC PART 69 ***** Apportionment Factors		Part 36 InterLATA Total	Source	Common Line	Local Switching	Information	Common Transport	Billing and Collection	Other	
(A)	(B)	(C)	(D)	(E)	(F)	(G)	(H)	(I)		
13 Central Office Equipment	\$0	R70	\$0	\$0	\$0	\$0	\$0	\$0	\$0	O.K.
14 Info. Orig./Term. Eqpt.	0	R78	0	0	0	0	0	0	0	O.K.
15 C&W Facilities	0	R117	0	0	0	0	0	0	0	O.K.
16										
17 Total	\$0		\$0	\$0	\$0	\$0	\$0	\$0	\$0	O.K.
18 Factor	0.000000		0.000000	0.000000	0.000000	0.000000	0.000000	0.000000	0.000000	O.K.
19										
20 Sum: Sw., Trans., Other	\$0	17	\$0	\$0	\$0	\$0	\$0	\$0	\$0	O.K.
21 Factor	0.000000		0.000000	0.000000	0.000000	0.000000	0.000000	0.000000	0.000000	O.K.
22										
23 Central Office Equipment	\$0	R70	\$0	\$0	\$0	\$0	\$0	\$0	\$0	O.K.
24 Info. Orig./Term. Eqpt.	0	R78	0	0	0	0	0	0	0	O.K.
25 C&WF, Excl. Exch. Message	0	R117-83	0	0	0	0	0	0	0	O.K.
26										
27 Total	\$0		\$0	\$0	\$0	\$0	\$0	\$0	\$0	O.K.
28 Factor	0.000000		0.000000	0.000000	0.000000	0.000000	0.000000	0.000000	0.000000	O.K.
29										
30 General Support Facilities	\$0	R25	\$0	\$0	\$0	\$0	\$0	\$0	\$0	O.K.
31 Central Office Equipment	0	13	0	0	0	0	0	0	0	O.K.
32 Info. Orig./Term. Eqpt.	0	14	0	0	0	0	0	0	0	O.K.
33 C&W Facilities	0	15	0	0	0	0	0	0	0	O.K.
34 Equal Access Investment	0	R177	0	0	0	0	0	0	0	O.K.
35										
36 Total	\$0		\$0	\$0	\$0	\$0	\$0	\$0	\$0	O.K.
37 Factor	0.000000		0.000000	0.000000	0.000000	0.000000	0.000000	0.000000	0.000000	O.K.
38										
39 Sum: Com. Ln., Sw., Trans.	\$0	36	\$0	\$0	\$0	\$0	\$0	\$0	\$0	O.K.
40 Factor	0.000000		0.000000	0.000000	0.000000	0.000000	0.000000	0.000000	0.000000	O.K.
41										
42 COE Cat. 2 Factor	1.000000	Direct	0.000000	0.000000	0.000000	1.000000	0.000000	0.000000	0.000000	O.K.
43 IOT Cat. 1 Factor	1.000000	Direct	1.000000	0.000000	0.000000	0.000000	0.000000	0.000000	0.000000	O.K.
44										
45 Total TPIS	\$0	Q26	\$0	\$0	\$0	\$0	\$0	\$0	\$0	O.K.
46 Factor	0.000000		0.000000	0.000000	0.000000	0.000000	0.000000	0.000000	0.000000	O.K.

Tri-County Telcom, Inc.

***** FCC PART 69 ***** Apportionment Factors		Part 36 InterLATA Total	Source	Common Line	Local Switching	Information	Common Transport	Billing and Collection	Other	
(A)	(B)	(C)	(D)	(E)	(F)	(G)	(H)	(I)		
60 Interstate Equiv. Factor	0.000000	Direct	0.000000	0.000000	0.000000	0.000000	0.000000	0.000000	0.000000	O.K.
61 Wtd. Std. Work Seconds	1.000000	Direct	1.000000	0.000000	0.000000	0.000000	0.000000	0.000000	0.000000	O.K.
62										
63 "BIG THREE" Expenses	\$0	U171	\$0	\$0	\$0	\$0	\$0	\$0	\$0	O.K.
64 Factor	0.000000		0.000000	0.000000	0.000000	0.000000	0.000000	0.000000	0.000000	O.K.
65										
66 Net Investment	0	P13	0	0	0	0	0	0	0	O.K.
67 Factor	0.000000		0.000000	0.000000	0.000000	0.000000	0.000000	0.000000	0.000000	O.K.

Tri-County Telcom, Inc.

***** FCC PART 69 ***** Operating Expenses and Taxes	Part 36 InterLATA Total	Apportion	Common Line	Local Switching	Information	Common Transport	Billing and Collection	Other	
(A)	(B)	(C)	(D)	(E)	(F)	(G)	(H)	(I)	
13 PLANT SPEC. OPER. EXPENSE:									
14									
15 Network Support, Alloc.	\$0	T37	\$0	\$0	\$0	\$0	\$0	\$0	O.K.
16 Network Support, Direct	0	Direct	0	0	0	0	0	0	O.K.
17									
18 Total Network Support Exp.	\$0		\$0	\$0	\$0	\$0	\$0	\$0	O.K.
19									
20 General Support, Alloc.	\$0	T30	\$0	\$0	\$0	\$0	\$0	\$0	O.K.
21 General Support, Direct	0	Direct	0	0	0	0	0	0	O.K.
22									
23 Total General Support Exp.	\$0		\$0	\$0	\$0	\$0	\$0	\$0	O.K.
24									
25 Central Office Eq., Alloc.	\$0	T31	\$0	\$0	\$0	\$0	\$0	\$0	O.K.
26 Central Office Eq., Direct	0	Direct	0	0	0	0	0	0	O.K.
27									
28 Total COE Exp.	\$0		\$0	\$0	\$0	\$0	\$0	\$0	O.K.
29									
30 Cust. Premises Equip.	\$0	R76	\$0	\$0	\$0	\$0	\$0	\$0	O.K.
31 Other IOT	0	T43	0	0	0	0	0	0	O.K.
32 IOT Direct	0	Direct	0	0	0	0	0	0	O.K.
33									
34 Total IOT Exp.	\$0		\$0	\$0	\$0	\$0	\$0	\$0	O.K.
35									
36 Cable & Wire, Alloc.	\$0	T33	\$0	\$0	\$0	\$0	\$0	\$0	O.K.
37 Cable & Wire, Direct	0	Direct	0	0	0	0	0	0	O.K.
38									
39 Total C&WF Exp.	\$0		\$0	\$0	\$0	\$0	\$0	\$0	O.K.
40									
41 TOTAL PLT. SPEC. OPER. EXP.	\$0		\$0	\$0	\$0	\$0	\$0	\$0	O.K.
42									
43 TOTAL PLT. SPEC., ex SUPPORT	\$0		\$0	\$0	\$0	\$0	\$0	\$0	O.K.

Tri-County Telcom, Inc.

***** FCC PART 69 ***** Operating Expenses and Taxes		Part 36 InterLATA Total		Apportion		Common Line		Local Switching		Information		Common Transport		Billing and Collection		Other	
(A)	(B)	(C)	(D)	(E)	(F)	(G)	(H)	(I)	(J)	(K)	(L)	(M)	(N)	(O)	(P)	(Q)	(R)
57	NON-SPECIFIC OPER. EXP.:																
58	Oth. Plt. and Equip., Alloc.	\$0	T18	\$0	\$0	\$0	\$0	\$0	\$0	\$0	\$0	\$0	\$0	\$0	\$0	\$0	O.K.
59	Oth. Plt. and Equip., Direct	0	Direct	0	0	0	0	0	0	0	0	0	0	0	0	0	O.K.
60																	
61	Total Oth. Plt. & Equip.	\$0		\$0	\$0	\$0	\$0	\$0	\$0	\$0	\$0	\$0	\$0	\$0	\$0	\$0	O.K.
62																	
63	Network Operations, Alloc.	\$0	T18	\$0	\$0	\$0	\$0	\$0	\$0	\$0	\$0	\$0	\$0	\$0	\$0	\$0	O.K.
64	Network Operations, Direct	0	Direct	0	0	0	0	0	0	0	0	0	0	0	0	0	O.K.
65																	
66	Total Network Oper. Exp.	\$0		\$0	\$0	\$0	\$0	\$0	\$0	\$0	\$0	\$0	\$0	\$0	\$0	\$0	O.K.
67																	
68	Total Access Expenses	\$0	Direct	\$0	\$0	\$0	\$0	\$0	\$0	\$0	\$0	\$0	\$0	\$0	\$0	\$0	O.K.
69																	
70	Depr., Support Assets	\$0	R23	\$0	\$0	\$0	\$0	\$0	\$0	\$0	\$0	\$0	\$0	\$0	\$0	\$0	O.K.
71	Depr., COE Switching	0	R44	0	0	0	0	0	0	0	0	0	0	0	0	0	O.K.
72	Depr., COE Operator	0	R32	0	0	0	0	0	0	0	0	0	0	0	0	0	O.K.
73	Depr., COE Transmission	0	R68	0	0	0	0	0	0	0	0	0	0	0	0	0	O.K.
74	Depr., IOT Equipment	0	R78	0	0	0	0	0	0	0	0	0	0	0	0	0	O.K.
75	Depr., C&W Facilities	0	R117	0	0	0	0	0	0	0	0	0	0	0	0	0	O.K.
76	Depr., PHFU	0	R147	0	0	0	0	0	0	0	0	0	0	0	0	0	O.K.
77																	
78	Total Depreciation Expense	\$0		\$0	\$0	\$0	\$0	\$0	\$0	\$0	\$0	\$0	\$0	\$0	\$0	\$0	O.K.
79																	
80	Amort., Tangible Assets	\$0	R141	\$0	\$0	\$0	\$0	\$0	\$0	\$0	\$0	\$0	\$0	\$0	\$0	\$0	O.K.
81	Amort., Intangible Assets	0	R144	0	0	0	0	0	0	0	0	0	0	0	0	0	O.K.
82	Other Amortization	0	Direct	0	0	0	0	0	0	0	0	0	0	0	0	0	O.K.
83	Direct Assigned Amort.	0	Direct	0	0	0	0	0	0	0	0	0	0	0	0	0	O.K.
84																	
85	Total Amortization Exp.	\$0		\$0	\$0	\$0	\$0	\$0	\$0	\$0	\$0	\$0	\$0	\$0	\$0	\$0	O.K.
86																	
87	Total Depr. and Amort.	\$0		\$0	\$0	\$0	\$0	\$0	\$0	\$0	\$0	\$0	\$0	\$0	\$0	\$0	O.K.
88																	
89	TOTAL NON-SPEC. OPER. EXP.	\$0		\$0	\$0	\$0	\$0	\$0	\$0	\$0	\$0	\$0	\$0	\$0	\$0	\$0	O.K.
90																	

Tri-County Telcom, Inc.

***** FCC PART 69 ***** Operating Expenses and Taxes	Part 36 InterLATA Total	Apportion	Common Line	Local Switching	Information	Common Transport	Billing and Collection	Other	
(A)	(B)	(C)	(D)	(E)	(F)	(G)	(H)	(I)	
104 CUSTOMER OPERATIONS EXPENSE:									
105									
106 Marketing, Allocable	\$0	T37	\$0	\$0	\$0	\$0	\$0	\$0	O.K.
107 Marketing, Direct	0	Direct	0	0	0	0	0	0	O.K.
108									
109 Total Marketing Expense	\$0		\$0	\$0	\$0	\$0	\$0	\$0	O.K.
110									
111 Operator Service, Alloc.	\$0	T61	\$0	\$0	\$0	\$0	\$0	\$0	O.K.
112 Operator Service, Direct	0	Direct	0	0	0	0	0	0	O.K.
113									
114 Total Operator Service	\$0		\$0	\$0	\$0	\$0	\$0	\$0	O.K.
115									
116 Classified Directory	\$0	Direct	\$0	\$0	\$0	\$0	\$0	\$0	O.K.
117 Alphabetical Directory	0	(F)	0	0	0	0	0	0	O.K.
118 Foreign Directory	0	Direct	0	0	0	0	0	0	O.K.
119									
120 Total Directory	\$0		\$0	\$0	\$0	\$0	\$0	\$0	O.K.
121									
122 Bus. Ofc., EU Presubscription	0	T40	\$0	\$0	\$0	\$0	\$0	\$0	O.K.
123 Bus. Ofc., Reserved	0	(I)	0	0	0	0	0	0	O.K.
124 Bus. Ofc., EU Access PL & All Other	0	(H)	0	0	0	0	0	0	O.K.
125 Bus. Ofc., EU Message	0	(H)	0	0	0	0	0	0	O.K.
126 Bus. Ofc., EU Reserved	0	(I)	0	0	0	0	0	0	O.K.
127 Bus. Ofc., IX Special Access	0	(I)	0	0	0	0	0	0	O.K.
128 Bus. Ofc., IX Switched Access	0	T40	0	0	0	0	0	0	O.K.
129 Bus. Ofc., IX Billing and Collection	0	(H)	0	0	0	0	0	0	O.K.
130 Bus. Ofc., Coin Collection & Administ	0	(D)	0	0	0	0	0	0	O.K.
131 Bus. Ofc., Reserved	0	(I)	0	0	0	0	0	0	O.K.
132									
133 Total Business Office	\$0		\$0	\$0	\$0	\$0	\$0	\$0	O.K.
134									
135 Cust. Serv., Msg. Process	\$0	(H)	0	0	0	0	0	0	O.K.
136 Cust. Serv., Other B&C	0	(H)	0	0	0	0	0	0	O.K.
137 Cust. Serv., CABS	0	T21	0	0	0	0	0	0	O.K.
138 Cust. Serv., EU Common Line	0	(H)	0	0	0	0	0	0	O.K.
139									
140 Total Customer Service	\$0		\$0	\$0	\$0	\$0	\$0	\$0	O.K.
141									
142 Total BO, CS, OS, Dir.	\$0		\$0	\$0	\$0	\$0	\$0	\$0	O.K.

Tri-County Telcom, Inc.

***** FCC PART 69 ***** Operating Expenses and Taxes		Part 36 InterLATA Total	Apportion	Common Line	Local Switching	Information	Common Transport	Billing and Collection	Other	
(A)	(B)	(C)	(D)	(E)	(F)	(G)	(H)	(I)		
158 Other Cust. Serv., Alloc.	\$0	142	\$0	\$0	\$0	\$0	\$0	\$0	\$0	O.K.
159 Other Cust. Serv., Direct	0	Direct	0	0	0	0	0	0	0	O.K.
160										
161 Total Other Cust. Serv.	\$0		\$0	\$0	\$0	\$0	\$0	\$0	\$0	O.K.
162										
163 TOTAL CUSTOMER OPER. EXP.	\$0		\$0	\$0	\$0	\$0	\$0	\$0	\$0	O.K.
164										
165 "BIG-THREE" EXPENSES:										
166										
167 Total Plt. Specific Exp.	\$0	41	\$0	\$0	\$0	\$0	\$0	\$0	\$0	O.K.
168 Total Plt Non-specific Exp.	0	62 + 67 +69	0	0	0	0	0	0	0	O.K.
169 Total Customer Operations	0	163	0	0	0	0	0	0	0	O.K.
170										
171 TOTAL "BIG THREE" EXPENSES	\$0		\$0	\$0	\$0	\$0	\$0	\$0	\$0	O.K.
172										
173 CORPORATE OPERATIONS EXPENSE:										
174										
175 Exec. and Planning, Alloc.	\$0	T64	\$0	\$0	\$0	\$0	\$0	\$0	\$0	O.K.
176 Exec. and Planning, Direct	0	Direct	0	0	0	0	0	0	0	O.K.
177										
178 Total Exec. and Planning	\$0		\$0	\$0	\$0	\$0	\$0	\$0	\$0	O.K.
179										
180 Admin. & General, Allocable	\$0	T64	\$0	\$0	\$0	\$0	\$0	\$0	\$0	O.K.
181 Admin. & General, Direct	0	Direct	0	0	0	0	0	0	0	O.K.
182										
183 Total Admin. and Gen.	\$0		\$0	\$0	\$0	\$0	\$0	\$0	\$0	O.K.
184										
185 TOTAL CORPORATE OPERATIONS	\$0		\$0	\$0	\$0	\$0	\$0	\$0	\$0	O.K.
186										
187 NON-INCOME TAXES:										
188										
189 Non-income Taxes, Allocable	\$0	T37	\$0	\$0	\$0	\$0	\$0	\$0	\$0	O.K.
190 Non-income Taxes, Direct	0	Direct	0	0	0	0	0	0	0	O.K.
191										O.K.
192										
193 Total Non-income Taxes	\$0		\$0	\$0	\$0	\$0	\$0	\$0	\$0	O.K.
194										
195 TOTAL OPER. EXP. AND TAXES	\$0		\$0	\$0	\$0	\$0	\$0	\$0	\$0	O.K.

SOUTH DAKOTA PUC INTRASTATE ACCESS COST MODEL

COMPANY NAME ..... Tri-County Telcom, Inc.  
 PERIOD ADDRESSED ..... ENDING DECEMBER 31, 2001  
 RUN DATE AND TIME ..... 25-Jun-2002 ..... 12:46:26 PM

NOTES: SEE SHEET "G" TO INPUT PART 36 ALLOCATION FACTORS.

		Intrastate										
		Message Telephone Service				Private Line				TOTAL		
***** FCC PART 36 *****		TOTAL	Source/ Allocator	Interstate and Other	InterLATA	IntraLATA	InterLATA	IntraLATA	InterLATA	IntraLATA	INTRASTATE	
(A)	(B)	(C)	(D)	(E)	(F)	(G)	(H)	(I)				
PLANT INVESTMENT DETAIL:												
21	Land, Allocable	0	---	---	---	---	---	---	---	---	---	0
22	Land, Direct	0	---	0	---	0	---	0	---	0	---	0
23	Motor Vehicles	0	---	---	---	---	---	---	---	---	---	0
24	Aircraft	0	---	---	---	---	---	---	---	---	---	0
25	Special Purpose Vehicles	0	---	---	---	---	---	---	---	---	---	0
26	Garage Work Equipment	0	---	---	---	---	---	---	---	---	---	0
27	Other Work Equipment	0	---	---	---	---	---	---	---	---	---	0
28	Buildings, Allocable	353,609	---	---	---	---	---	---	---	---	---	0
29	Buildings, Direct	0	---	0	---	0	---	0	---	0	---	0
30	Furniture	0	---	---	---	---	---	---	---	---	---	0
31	Office Equipment	0	---	---	---	---	---	---	---	---	---	0
32	General Purpose Computers	0	---	---	---	---	---	---	---	---	---	0
33	CAT 1 Oper. Sys., TSPS	0	---	---	---	---	---	---	---	---	---	0
34	CAT 1 Oper. Sys., Other TSPS	0	---	---	---	---	---	---	---	---	---	0
35	CAT 1 Oper. Sys., Aux. Pos.	0	---	---	---	---	---	---	---	---	---	0
36	CAT 1 Oper. Sys., Other	0	---	0	---	0	---	0	---	0	---	0
37	CAT 2 Tandem Sw. Allocable	18,597	---	---	---	---	---	---	---	---	---	0
38	CAT 2 Tandem Sw. Direct	0	---	0	---	0	---	0	---	0	---	0
39	CAT 3 Local Sw. Allocable	481,683	---	---	---	---	---	---	---	---	---	0
40	CAT 3 Local Sw. Direct	0	---	0	---	0	---	0	---	0	---	0
41	CAT 4.12 Exchange Trunk	0	---	---	---	---	---	---	---	---	---	0
42	CAT 4.12 Exch. Tr. Direct	0	---	0	---	0	---	0	---	0	---	0
43	CAT 4.13 Exch. Ln. Msg., PL & WAT!	42,032	---	---	---	---	---	---	---	---	---	0
44	Reserved	0	---	---	---	---	---	---	---	---	---	0
45	CAT 4.13 Direct	0	---	0	---	0	---	0	---	0	---	0
46	CAT 4.23 Message, PL & WATS	163,067	---	---	---	---	---	---	---	---	---	0
47	Reserved	0	---	---	---	---	---	---	---	---	---	0
48	CAT 4.23 Direct	0	---	0	---	0	---	0	---	0	---	0
49	CAT 4.3 H/R Message	0	---	---	---	---	---	---	---	---	---	0
50	CAT 4.3 WATS	0	---	0	---	0	---	0	---	0	---	0
51	CAT 4.3 Direct	0	---	0	---	0	---	0	---	0	---	0
52	CAT 1 Other IOT Equipment	0	---	---	---	---	---	---	---	---	---	0
53	CAT 1 Coinless Pay Phones	0	---	0	---	0	---	0	---	0	---	0

SOUTH DAKOTA PUC INTRASTATE ACCESS COST MODEL

\*\*\*\*\*  
 Tri-County Telcom, Inc.  
 ENDING DECEMBER 31, 2001

		Intrastate									
***** FCC PART 36 *****		TOTAL COMPANY	Source/ Allocator	Interstate and Other	Message Telephone Service		Private Line		TOTAL INTRASTATE		
(A)	(B)				(C)	(D)	InterLATA	IntraLATA		InterLATA	IntraLATA
70	CAT 2 CP Equipment	0	---	0	---	0	---	0	---	0	0
71	Reserved	0	---	---	---	---	---	---	---	---	---
72	Reserved	0	---	---	---	---	---	---	---	---	---
73	CAT 1.3 Joint Msg., Cat. 1.1 & 1.2 PL	390,966	---	---	---	---	---	---	---	---	---
74	Other CAT 1 C&WF	0	---	0	---	0	---	0	---	0	0
75	CAT 2 C&WF	17,539	---	---	---	---	---	---	---	---	---
76	CAT 2 C&WF, Wideband	0	---	0	---	0	---	0	---	0	0
77	CAT 3 Joint Message & PL/WATS	132,071	---	---	---	---	---	---	---	---	---
78	Reserved	0	---	---	---	---	---	---	---	---	---
79	CAT 3 Direct	0	---	0	---	0	---	0	---	0	0
80	CAT 4 Message	0	---	---	---	---	---	---	---	---	---
81	CAT 4 WATS	0	---	0	---	0	---	0	---	0	0
82	CAT 4 Direct	0	---	0	---	0	---	0	---	0	0
83	Allocable Support Leases	0	---	---	---	---	---	---	---	---	---
84	Direct Support Leases	0	---	0	---	0	---	0	---	0	0
85	COE Operator	0	---	---	---	---	---	---	---	---	---
86	COE Tandem Switch	0	---	---	---	---	---	---	---	---	---
87	COE Local Switch	0	---	---	---	---	---	---	---	---	---
88	COE Transmission	0	---	---	---	---	---	---	---	---	---
89	COE Direct	0	---	0	---	0	---	0	---	0	0
90	IOT Leases	0	---	0	---	0	---	0	---	0	0
91	C&WF Leases	0	---	0	---	0	---	0	---	0	0
92	Leasehold Imp. Land etc.	0	---	---	---	---	---	---	---	---	---
93	Leasehold Imp. COE Switching	0	---	---	---	---	---	---	---	---	---
94	Leasehold Imp. COE Operator	0	---	---	---	---	---	---	---	---	---
95	Leasehold Imp. COE Trans.	0	---	---	---	---	---	---	---	---	---
96	Leasehold Imp. IOT	0	---	0	---	0	---	0	---	0	0
97	Leasehold Imp. C&WF	0	---	0	---	0	---	0	---	0	0
98	Leasehold Imp. Other	0	---	0	---	0	---	0	---	0	0
99	Allocable Acct. No. 2690	0	---	---	---	---	---	---	---	---	---
100	Direct Acct. No. 2690	0	---	0	---	0	---	0	---	0	0
101	Materials and Supplies	2,340	---	---	---	---	---	---	---	---	---
102	RTB Stock	0	---	---	---	---	---	---	---	---	---
103	Tele. Plt. Adjust. - Alloc.	0	---	---	---	---	---	---	---	---	---
104	Tele. Plt. Adjust. - Direct	0	---	0	---	0	---	0	---	0	0
105	Other Assets, Net	0	---	0	---	0	---	0	---	0	0
106	Other Liab., Def. Cr., Net	(3,775)	---	(3,775)	---	0	---	0	---	0	0



SOUTH DAKOTA PUC INTRASTATE ACCESS COST MODEL

Tri-County Telcom, Inc.  
ENDING DECEMBER 31, 2001

		Intrastate								
		TOTAL COMPANY	Source/ Allocator	Interstate and Other	Message Telephone Service		Private Line		TOTAL INTRASTATE	
***** FCC PART 36 *****					InterLATA	IntraLATA	InterLATA	IntraLATA		
(A)	(B)	(C)	(D)	(E)	(F)	(G)	(H)	(I)		
123	TPUC – Short Term, Alloc.	0	---	---	---	---	---	---	---	
124	TPUC – Short Term, Direct	0	---	0	0	0	0	0	0	
125	TPUC – Long Term, Alloc.	0	---	---	---	---	---	---	---	
126	TPUC – Long Term, Direct	0	---	0	0	0	0	0	0	
127										
128	RESERVES AND DEFERRALS:									
129	Acc. Depr. Support Assets	131,686	---	---	---	---	---	---	---	
130	Acc. Depr. COE Switching	570,819	---	---	---	---	---	---	---	
131	Acc. Depr. COE Operator	0	---	---	---	---	---	---	---	
132	Acc. Depr. COE Transmission	55,915	---	---	---	---	---	---	---	
133	Acc. Depr. IOT Equipment	0	---	---	---	---	---	---	---	
134	Acc. Depr. Cable and Wire Facilities	437,751	---	---	---	---	---	---	---	
135	Acc. Depr. Other Plant	0	---	0	0	0	0	0	0	
136	Accum. Amort., Tangible Inv.	0	---	---	---	---	---	---	---	
137	Accum. Amort., Intang. Inv.	0	---	---	---	---	---	---	---	
138	Accum. Amort., Other	0	---	0	0	0	0	0	0	
139	Acc. Def. IT Support Assets	13,868	---	---	---	---	---	---	---	
140	Acc. Def. IT COE Switching	12,323	---	---	---	---	---	---	---	
141	Acc. Def. IT COE Operator	0	---	---	---	---	---	---	---	
142	Acc. Def. IT COE Trans.	2,690	---	---	---	---	---	---	---	
143	Acc. Def. IT IOT Equipment	0	---	---	---	---	---	---	---	
144	Acc. Def. IT C&WF	(9,652)	---	---	---	---	---	---	---	
145	Acc. Def. IT Unclassified	0	---	0	0	0	0	0	0	
146										
147	OPERATING EXPENSES AND TAXES:									
148	Network Support, Alloc.	9,340	---	---	---	---	---	---	---	
149	Network Support, Direct	0	---	0	0	0	0	0	0	
150	General Support, Alloc.	10,839	---	---	---	---	---	---	---	
151	General Support, Direct	0	---	0	0	0	0	0	0	
152	Central Office Eq., Alloc.	25,138	---	---	---	---	---	---	---	
153	Central Office Eq., Direct	0	---	0	0	0	0	0	0	
154	Cust. Premises Equip.	0	---	---	---	---	---	---	---	
155	Coinless Pay Phone Exp.	0	---	---	---	---	---	---	---	
156	Other IOT	0	---	---	---	---	---	---	---	
157	IOT Direct	0	---	0	0	0	0	0	0	
158	Cable & Wire, Alloc.	15,128	---	---	---	---	---	---	---	
159	Cable & Wire, Direct	76,866	---	40,848	0	36,018	0	0	36,018	

SOUTH DAKOTA PUC INTRASTATE ACCESS COST MODEL

Tri-County Telcom, Inc.  
ENDING DECEMBER 31, 2001

		Intrastate								
***** FCC PART 36 *****		TOTAL COMPANY	Source/ Allocator	Interstate and Other	Message Telephone Service		Private Line		TOTAL INTRASTATE	
(A)	(B)				(C)	(D)	InterLATA	IntraLATA		InterLATA
176	Oth. Plt. and Equip., Alloc.	0	---	---	---	---	---	---	---	---
177	Oth. Plt. and Equip., Direct	0	---	0	---	0	---	0	---	0
178	Network Operations, Alloc.	47,967	---	---	---	---	---	---	---	---
179	Network Operations, Direct	0	---	0	---	0	---	0	---	0
180	Total Access Expense	0	---	0	---	0	---	0	---	0
181	Depr., Support Assets	21,240	---	---	---	---	---	---	---	---
182	Depr., COE Switching	47,145	---	---	---	---	---	---	---	---
183	Depr., COE Operator	0	---	---	---	---	---	---	---	---
184	Depr., COE Transmission	4,789	---	---	---	---	---	---	---	---
185	Depr., IOT Equipment	0	---	---	---	---	---	---	---	---
186	Depr., C&W Facilities	22,830	---	---	---	---	---	---	---	---
187	Amort., Tangible Assets	0	---	---	---	---	---	---	---	---
188	Amort., Intangible Assets	0	---	---	---	---	---	---	---	---
189	Other Amortization	0	---	0	---	0	---	0	---	0
190	Direct Assigned Amort.	0	---	0	---	0	---	0	---	0
191	Marketing, Allocable	6,074	---	---	---	---	---	---	---	---
192	Marketing, Direct	0	---	0	---	0	---	0	---	0
193	Operator Service, Alloc.	0	---	---	---	---	---	---	---	---
194	Operator Service, Direct	0	---	0	---	0	---	0	---	0
195	Classified Directory	0	---	0	---	0	---	0	---	0
196	Alphabetical Directory	1,044	---	---	---	---	---	---	---	---
197	Foreign Directory	42	---	---	---	---	---	---	---	---
198	Bus. Ofc., EU Presubscription	4,792	---	---	---	---	---	---	---	---
199	Bus. Ofc., EU MTS & WATS	7,326	---	---	---	---	---	---	---	---
200	Bus. Ofc., EU Access, P/L & all Other	0	---	---	---	---	---	---	---	---
201	Bus. Ofc., IXC Special Access	0	---	---	---	---	---	---	---	---
202	Bus. Ofc., IXC Switched Access	0	---	---	---	---	---	---	---	---
203	Bus. Ofc., IXC B & C Services	0	---	---	---	---	---	---	---	---
204	Coin Collect & Admin.	0	---	---	---	---	---	---	---	---
205	Cust. Svc., Direct	0	---	0	---	0	---	0	---	0
206	Cust. Serv., Msg. Process	0	---	---	---	---	---	---	---	---
207	Cust. Serv., Other B&C	12,526	---	---	---	---	---	---	---	---
208	Cust. Serv., CABS	17,819	---	---	---	---	---	---	---	---
209	Cust. Serv., EU Common Line	659	---	659	---	0	---	0	---	0
210	Other Cust. Serv., Alloc.	3,786	---	---	---	---	---	---	---	---
211	Other Cust. Serv., Direct	25	---	25	---	0	---	0	---	0
212	Exec. and Planning, Alloc.	51,346	---	---	---	---	---	---	---	---
213	Exec. and Planning, Direct	0	---	0	---	0	---	0	---	0

SOUTH DAKOTA PUC INTRASTATE ACCESS COST MODEL

Tri-County Telcom, Inc.  
ENDING DECEMBER 31, 2001

		Intrastate										
***** FCC PART 36 *****		TOTAL COMPANY	Source/ Allocator	Interstate and Other	Message Telephone Service				Private Line		TOTAL INTRASTATE	
(A)	(B)				(C)	(D)	InterLATA	IntraLATA	InterLATA	IntraLATA		(G)
230	Admin. & General, Allocable	179,877	---	---	---	---	---	---	---	---	---	---
231	Admin. & General, Direct	20,000	---	0	---	0	20,000	---	0	---	0	20,000
232	Non-income Taxes, Allocable	0	---	---	---	---	---	---	---	---	---	---
233	Non-income Taxes, Direct	27	---	27	---	0	0	---	0	---	0	0
234												
235	OTHER INCOME STATEMENT:											
236	State Income Tax Rate	0.00%	---	---	---	---	---	---	---	---	---	---
237	Federal Income Tax Rate	34.00%	---	---	---	---	---	---	---	---	---	---
238	Gross Receipts Tax Rate	4.00%	---	---	---	---	---	---	---	---	---	---
239	Rate of Return	10.00%	---	---	---	---	---	---	---	---	---	---
240	AFUDC	0	---	---	---	---	---	---	---	---	---	---
241	ITC Amortization	0	---	---	---	---	---	---	---	---	---	---
242	Other Return Adjustments	0	---	0	---	0	0	---	0	---	0	0
243	Contributions	0	---	---	---	---	---	---	---	---	---	---
244	Interest Expense	2,619	---	---	---	---	---	---	---	---	---	---
245	Capital Lease Expense	0	---	---	---	---	---	---	---	---	---	---
246	Capitalized Payroll taxes	0	---	---	---	---	---	---	---	---	---	---
247	Depreciation Adjustment	0	---	---	---	---	---	---	---	---	---	---
248	Other Income Adjustments	0	---	0	---	0	0	---	0	---	0	0
249	Uncollectibles	0	---	0	---	0	0	---	0	---	0	0
250	Other Revenue Adjustments	0	---	0	---	0	0	---	0	---	0	0
251	Other Revenue Taxes	0	---	0	---	0	0	---	0	---	0	0
252												

SOUTH DAKOTA PUC INTRASTATE ACCESS COST MODEL  
 Tri-County Telcom, Inc.  
 ENDING DECEMBER 31, 2001

	Interstate		Private Line		Interstate		Private Line		Interstate		Private Line		TOTAL	
	InterLATA		IntraLATA		InterLATA		IntraLATA		InterLATA		IntraLATA		INTRASTATE	
	(D)	(E)	(F)	(G)	(H)	(I)	(J)	(K)	(L)	(M)	(N)	(O)	(P)	(Q)
***** FCC PART 36 *****														
271 Working Loops	4	8	0	0	0	0	0	0	0	0	0	0	0	0
272 Equivalent Interexchange Cct. Miles	4,740	1,680	0	0	0	0	0	0	0	0	0	0	0	0
273 Interexchange Circuit Terminations	700	400	0	0	0	0	0	0	0	0	0	0	0	0
TOTAL COMPANY	(B)	(C)	(D)	(E)	(F)	(G)	(H)	(I)	(J)	(K)	(L)	(M)	(N)	(O)
	481	---	481	---	481	---	481	---	481	---	481	---	481	---
	3,352,934	---	3,352,934	---	3,352,934	---	3,352,934	---	3,352,934	---	3,352,934	---	3,352,934	---
	13,300	---	13,300	---	13,300	---	13,300	---	13,300	---	13,300	---	13,300	---

**South Dakota Public Utilities Commission**  
**WEEKLY FILINGS**  
**For the Period of June 27, 2002 through July 3, 2002**

**If you need a complete copy of a filing faxed, overnight expressed, or mailed to you,  
please contact Delaine Kolbo within five business days of this report. Phone:  
605-773-3705 Fax: 605-773-3809**

**CONSUMER COMPLAINTS**

**CE02-002 In the Matter of the Complaint filed by Tanya Stahl, Huron, South Dakota,  
against NorthWestern Public Service Company Regarding Denied Service.**

Complainant states that after moving into her residence, she requested service to be placed in her name. She was told by NorthWestern that it refuses to provide service to her because the former occupant had an outstanding balance with NorthWestern. Complainant states that she was told by NorthWestern that it had a voice recorded conversation where Complainant stated her roommate Chris was moving out so she needed service in her name. Complainant denies making this statement. Complaint requests that NorthWestern be required to connect her service, pay for any damages which were caused by the lack of service, and also to provide a copy of the voice recorded conversation.

Staff Analyst: Mary Healy  
Staff Attorney: Kelly Frazier  
Date Docketed: 07/03/02  
Intervention Deadline: N/A

**CT02-024 In the Matter of the Complaint filed by Dennis Sever, Administrator, on  
behalf of Bethany Lutheran Home, Sioux Falls, South Dakota, against  
McLeodUSA Telecommunications Services, Inc. Regarding Contract and  
Billing Dispute.**

Complainant's representative states that in 2001, that it updated the facility to have high speed internet DSL service. McLeodUSA could not offer this service to the facility, so the Complainant changed its provider to Ionex. By switching to Ionex, the Complainant was also able to receive lower long distance rates than what it received from McLeodUSA. Complainant's representative states that it was told it should be released from the McLeodUSA contract under stipulation #6 "Most Favored Customer" in its contract with McLeodUSA. The Ionex representative then told the Complainant to write a letter of termination to McLeodUSA. Complainant was then double billed from McLeodUSA and Ionex for long distance calls and also assessed a termination fee from McLeodUSA. Complainant has since received notification from McLeodUSA that it has a credit balance and still owes a termination fee. Complainant's representative requests that McLeodUSA release it from any termination fees and pay Complaint \$2,511.42 for the double billings.

Staff Analyst: Mary Healy

Staff Attorney: Kelly Frazier  
Date Docketed: 06/27/02  
Intervention Deadline: N/A

## TELECOMMUNICATIONS

### **TC02-077 In the Matter of the Establishment of Switched Access Revenue Requirement for Union Telephone Company.**

On June 27, 2002, Union Telephone Cooperative, Hartford, South Dakota, filed a switched access cost study developing a revenue requirement and minutes of use that are included in the revenue requirement and minutes of use used to determine the switched access rates for the Local Exchange Carrier Association.

Staff Analyst: Harlan Best  
Staff Attorney: Karen Cremer  
Date Docketed: 06/27/02  
Intervention Deadline: 07/19/02

### **TC02-078 In the Matter of the Establishment of Switched Access Revenue Requirement for Bridgewater-Canistota Independent Telephone Company.**

On June 27, 2002, the Bridgewater-Canistota Telephone Company filed a switched access cost study developing a revenue requirement and minutes of use that are included in the revenue requirement and minutes of use used to determine the switched access rates for the Local Exchange Carrier Association.

Staff Analyst: Heather Forney  
Staff Attorney: Karen Cremer  
Date Docketed: 06/27/02  
Intervention Deadline: 07/19/02

### **TC02-079 In the Matter of the Establishment of Switched Access Revenue Requirement for Kennebec Telephone Company.**

On June 27, 2002, Kennebec Telephone Company, Kennebec, South Dakota, filed a switched access cost study developing a revenue requirement and minutes of use that are included in the revenue requirement and minutes of use used to determine the switched access rates for the Local Exchange Carrier Association.

Staff Analyst: Keith Senger  
Staff Attorney: Karen Cremer  
Date Docketed: 06/27/02  
Intervention Deadline: 07/19/02

### **TC02-080 In the Matter of the Establishment of Switched Access Revenue**

## **Requirement for Beresford Municipal Telephone Company.**

On June 27, 2002, Beresford Municipal Telephone Company, Beresford, South Dakota, filed a switched access cost study developing a revenue requirement and minutes of use that are included in the revenue requirement and minutes of use used to determine the switched access rates for the Local Exchange Carrier Association.

Staff Analyst: Harlan Best  
Staff Attorney: Karen Cremer  
Date Docketed: 06/27/02  
Intervention Deadline: 07/19/02

### **TC02-081 In the Matter of the Filing for Approval of an Amendment to an Interconnection Agreement between Qwest Corporation and New Edge Network, Inc. d/b/a New Edge Networks.**

On June 27, 2002, the Commission received for approval a Filing for Approval of an Amendment to an Interconnection Agreement between Qwest Corporation (Qwest) and New Edge Network, Inc. d/b/a New Edge Networks. According to the parties, the Amendment is made in order to add to the Agreement the terms, conditions and rates for Private Line to Unbundled Loop Conversions, as set forth in Exhibit A to the Amendment. Any party wishing to comment on the agreement may do so by filing written comments with the Commission and the parties to the agreement no later than July 17, 2002. Parties to the agreement may file written responses to the comments no later than twenty days after the service of the initial comments.

Staff Attorney: Kelly Frazier  
Date Docketed: 06/27/02  
Initial Comments Due: 07/17/02

### **TC02-082 In the Matter of the Filing by 1-800-RECONEX, Inc. for Approval of its Switched Access Tariff and Rates.**

On May 31, 2002, 1-800-RECONEX, (Reconex) Inc. filed an Access Tariff with the Commission. Although Reconex is not yet providing service in the state of South Dakota, they currently provide service in other states via total service resale (TSR.) Reconex now intends to provide service through TSR and unbundled network element platform (UNE-P.)

Staff Analyst: Michele Farris  
Staff Attorney: Kelly Frazier  
Date Docketed: 06/28/02  
Intervention Deadline: 07/19/02

### **TC02-083 In the Matter of the Filing for Approval of an Adoption Agreement between Qwest Corporation and VP Telecom, Inc.**

On July 1, 2002, the Commission received for approval a Filing of Wireline Adoption Interconnection Agreement and ISP Amendment to Agreement between VP Telecom (Telecom) and Qwest Corporation (Qwest). According to the parties, Telecom chooses to adopt, in its entirety, the terms and conditions of the Interconnection Agreement and any associated amendments, if applicable, between Sprint Communications Company and Qwest f/k/a US West Communications, Inc. which was approved by the Commission on November 13, 2001, in Docket No. TC01-151. The filing also includes an ISP Bound Traffic Amendment to the Interconnection Agreement between Telecom and Qwest to change the definitions of "Bill and Keep," "Information Service" and "Information Service Access." Any party wishing to comment on the agreement may do so by filing written comments with the Commission and the parties to the agreement no later than July 22, 2002. Parties to the agreement may file written responses to the comments no later than twenty days after the service of the initial comments.

Staff Attorney: Kelly Frazier  
Date Docketed: 07/01/02  
Initial Comments Due: 07/22/02

**TC02-084 In the Matter of the Petition of Black Hills FiberCom, L.L.C. for a Declaratory Ruling Regarding ARSD 20:10:32:11 and Alternative Petition for Approval of an Amendment to Black Hills FiberCom, L.L.C.'s Local Calling Area Pursuant to ARSD 20:10:32:11.**

Black Hills FiberCom, L.L.C. (FiberCom) has filed a Petition for Declaratory Ruling Regarding Application of ARSD § 20:10:32:11 and Alternative Petition for Approval of an Amendment to Black Hills FiberCom, L.L.C.'s Local Calling Exchange Area Pursuant to ARSD § 20:10:32:11. In its Petition for Declaratory Ruling, FiberCom requests that the Commission find that FiberCom does not need to obtain Commission approval prior to FiberCom charging its customers for utilizing non-network ISP services through Rapid City telephone numbers attached to PRIs purchased from Qwest. If the Commission determines that FiberCom must obtain approval, then FiberCom requests that the Commission approve the proposed amendment to FiberCom's local calling plan.

Staff Attorney: Rolayne Ailts Wiest  
Date Docketed: 07/01/02  
Intervention Deadline: 07/11/02

**TC02-085 In the Matter of the Establishment of Switched Access Rates for Qwest Corporation.**

On July 1, 2002, Qwest Corporation filed a switched access cost study "in accordance with ARSD 20:10:27:07....Qwest Corporation is not asking for the Commission to change the switched access rate schedules at this time."

Staff Analyst: Heather Forney  
Staff Attorney: Karen Cremer  
Date Docketed: 07/01/02



Intervention Deadline: 07/19/02

**TC02-086 In the Matter of the Establishment of Switched Access Rates for Fort Randall Telephone Company and Mt. Rushmore Telephone Company.**

On July 1, 2002, the Fort Randall Telephone Company and Mount Rushmore Telephone Company filed a switched access cost study developing a revenue requirement and minutes of use that are included in the revenue requirement and minutes of use used to determine the switched access rates for the Local Exchange Carrier Association.

Staff Analyst: Heather Forney  
Staff Attorney: Karen Cremer  
Date Docketed: 07/01/02  
Intervention Deadline: 07/19/02

**TC02-087 In the Matter of the Establishment of Switched Access Rates for DTG Community Telephone.**

On July 1, 2002, Dakota Community Telephone, Irene, South Dakota, filed a switched access cost study pursuant to the rules established by the Commission.

Staff Analyst: Harlan Best  
Staff Attorney: Karen Cremer  
Date Docketed: 07/01/02  
Intervention Deadline: 07/19/02

**TC02-088 In the Matter of the Establishment of Switched Access Revenue Requirement for Roberts County Telephone Cooperative Association and RC Communications, Inc.**

On July 1, 2002, Roberts County Telephone Cooperative Association and RC Communications, Inc., New Effington, South Dakota, filed a switched access cost study developing a revenue requirement and minutes of use that are included in the revenue requirement and minutes of use used to determine the switched access rates for the Local Exchange Carrier Association.

Staff Analyst: Keith Senger  
Staff Attorney: Karen Cremer  
Date Docketed: 07/01/02  
Intervention Deadline: 07/19/02

**TC02-089 In the Matter of the Establishment of Switched Access Revenue Requirement for Tri-County Telecom, Inc.**

On July 1, 2002, Tri-County Telecom, Inc., Emery, South Dakota, filed a switched access cost study developing a revenue requirement and minutes of use that are included in the revenue

requirement and minutes of use used to determine the switched access rates for the Local Exchange Carrier Association.

Staff Analyst: Keith Senger  
Staff Attorney: Karen Cremer  
Date Docketed: 07/01/02  
Intervention Deadline: 07/19/02

**TC02-090 In the Matter of the Establishment of Switched Access Rates for the Local Exchange Carriers Association.**

On July 1, 2002, the Local Exchange Carriers Association (LECA) filed revised switched access tariff pages. The purpose of these revisions is to implement changes in rates as necessitated by revisions in member companies' revenue requirements and access minutes of use.

Staff Analyst: Harlan Best  
Staff Attorney: Karen Cremer  
Date Docketed: 07/01/02  
Intervention Deadline: 07/19/02

**TC02-091 In the Matter of the Establishment of Switched Access Rates for South Dakota Network, LLC.**

On July 1, 2002, South Dakota Network, LLC (SDN) filed a switched access separations study, pursuant to the rules of the Commission. Revised pages to the SDN Tariff were filed to implement the change in revenue requirement.

Staff Analyst: Harlan Best  
Staff Attorney: Karen Cremer  
Date Docketed: 07/01/02  
Intervention Deadline: 07/19/02

**You may receive this listing and other PUC publications via our website or via internet e-mail.  
You may subscribe or unsubscribe to the PUC mailing lists at <http://www.state.sd.us/puc>**

KENNETH E. BARKER\*\*

MICHAEL A. WILSON\*

MICHAEL P. REYNOLDS\*\*

JOHN W. BURKE\*\*\*

**BARKER WILSON REYNOLDS & BURKE**  
**L A W Y E R S**

4200 BEACH DRIVE  
P.O. Box 9335  
RAPID CITY, SD 57709-9335  
605.343.6400 • FAX: 605.343.4841

117 5TH AVENUE  
P.O. Box 100  
BELLE FOURCHE, SD 57717-0100  
605.892.2743 • FAX: 605.892.4273

**REPLY TO: BELLE FOURCHE OFFICE**

July 12, 2002

RECEIVED

JUL 15 2002

SOUTH DAKOTA PUBLIC  
UTILITIES COMMISSION

Debra Elofson  
Executive Director  
Public Utilities Commission  
State Capitol  
500 East Capitol  
Pierre, SD 57501

**Re: S&S Communciations v. Union Telephone Company TC02-077**  
**S&S Communications v. Bridgewater-Canistota Independent**  
**Telephone Company TC02-078**  
**S&S Communications v. Kennebec Telephone Company TC02-079**  
**S&S Communications v. Beresford Municipal Telephone Company TC02-080**  
**S&S Communications v. Fort Randall Telephone Company and Mt. Rushmore**  
**Telephone Company TC02-086**  
**S&S Communications v. Roberts County Telephone Cooperative Association and**  
**RC Communications, Inc. TC02-088**  
**S&S Communications v. Tri-County Telcom, Inc. TC02-089**  
**S&S Communications v. Local Exchange Carriers Association TC02-090**  
**S&S Communications v. South Dakota Network, L.L.C. TC02-091**

Dear Debra:

Enclosed please find the original and ten copies of each of the following listed documents for filing in the above-referenced matters:

1. In the Matter of the Establishment of Switched Access Rates for the Union Telephone Company - S&S Communications'Petition to Intervene;
2. In the Matter of the Establishment of Switched Access Revenue Requirement for Bridgewater-Canistota Independent Telephone Company - S&S Communications'Petition to Intervene;
3. In the Matter of the Establishment of Switched Access Revenue Requirement for Kennebec Telephone Company - S&S Communications'Petition to Intervene;
4. In the Matter of the Establishment of Switched Access Revenue Requirement for Beresford Municipal Telephone Company - S&S Communications'Petition to Intervene;

5. In the Matter of the Establishment of Switched Access Revenue Requirement for Fort Randall Telephone Company and Mt. Rushmore Telephone Company - S&S Communications' Petition to Intervene;
6. In the Matter of the Establishment of Switched Access Revenue Requirement for Roberts County Telephone Cooperative Association and RC Communications, Inc. - S&S Communications' Petition to Intervene;
7. In the Matter of the Establishment of Switched Access Revenue Requirement for Tri-County Telcom, Inc. - S&S Communications' Petition to Intervene;
8. In the Matter of the Establishment of Switched Access Rates for Local Exchange Carriers Association - S&S Communications' Petition to Intervene; and,
9. In the Matter of the Establishment of Switched Access Rates for South Dakota Network, L.L.C. - S&S Communications' Petition to Intervene.


By copies of this letter, copies of the same are being served upon the opposing parties via first class mail.

If you have any questions, please feel free to give me a call at any time.

Best regards.

Sincerely,

**BARKER, WILSON, REYNOLDS & BURKE, L.L.P.**



John W. Burke  
For the Firm

JWB/bb

Enclosures

cc: S&S Communications  
Don Lee  
Wendel Aanerud  
Rick Freeman  
Richard Freemark  
Rod Bowar  
Wayne Akland  
John Coleman  
Bruce Hanson  
Pamela Harrington  
Jim Ekstrand  
Craig Osvog  
Bryan Roth



investigation. For example, there may be certain costs included that are ineligible because they have already been recovered, or are being recovered through other mechanisms.

5. In addition to the fact that the Commission's decision will directly and immediately affect the pecuniary interests of S&S Communications, the Commission's decision will directly and immediately affect the customers of switched access services in general.

WHEREFORE, S&S Communications respectfully requests leave to intervene in the above-captioned matter.

Dated this 12th day of July, 2002.

**BARKER, WILSON, REYNOLDS & BURKE, L.L.P.**  
Attorneys for S&S Communications

By: 


John W. Burke  
117 5<sup>th</sup> Avenue  
P.O. Box 100  
Belle Fourche, SD 57717-0100  
Tel: (605) 723-8000  
Fax: (605) 723-8010

#### **CERTIFICATE OF SERVICE**

I, John W. Burke, hereby certify that on the 12th day of July, 2002, I caused a copy of the foregoing **S&S COMMUNICATIONS' PETITION TO INTERVENE** to be served upon:

John W. Coleman  
Olsen Thielen & Co., Ltd.  
223 Little Canada Road  
St. Paul, MN 55117-1376

Jim Ekstrand  
Tri-County Telcom, Inc.  
P.O. Box 304  
Emery, SD 57332-0304

  
John W. Burke

**BEFORE THE PUBLIC UTILITIES COMMISSION  
OF THE STATE OF SOUTH DAKOTA**

IN THE MATTER OF THE ESTABLISHMENT )	ORDER GRANTING
OF SWITCHED ACCESS REVENUE )	PETITION TO INTERVENE;
REQUIREMENT FOR TRI-COUNTY TELCOM, )	ORDER ASSESSING FILING
INC. )	FEE
)	TC02-089

On July 1, 2002, Tri-County Telcom, Inc. (Tri-County) filed for approval by the Public Utilities Commission (Commission) its 2001 Intrastate Switched Access Cost Study.

On July 3, 2002, the Commission electronically transmitted notice of the filing and the intervention deadline of July 19, 2002, to interested individuals and entities. On July 15, 2002, the Commission received a Petition to Intervene from S&S Communications (S&S).

SDCL 49-31-12.6 authorizes the Commission to require a deposit of up to one hundred thousand dollars (\$100,000) in the South Dakota Public Utilities Commission's (SDPUC) regulatory assessment fee fund to defray Commission expenses incident to analyzing and ruling upon this type of filing.

The Commission has jurisdiction over this matter pursuant to SDCL 1-26-17.1, 49-1A-9, 49-31-12.6, 49-31-18, 49-31-19 and ARSD 20:10:01:15.02, 20:10:01:15.05, 20:10:27:07 and 20:10:27:08.

On July 23, 2002, at its regularly scheduled meeting, the Commission found that S&S' Petition to Intervene was timely filed and demonstrates good cause to grant intervention. Further, the Commission, pursuant to SDCL 49-31-12.6, unanimously voted to assess Tri-County a \$1,000 filing fee, subject to additional amounts as requested by the Executive Director up to the statutory limit of \$100,000. It is therefore

ORDERED, that S&S' Petition to Intervene is granted; and it is further

ORDERED, that Tri-County shall deposit an initial assessment of \$1,000 in the SDPUC regulatory assessment fee fund and shall deposit any additional amounts as requested by the Executive Director up to the statutory limit of \$100,000.

Dated at Pierre, South Dakota, this 7<sup>th</sup> day of August, 2002.

<b>CERTIFICATE OF SERVICE</b>
The undersigned hereby certifies that this document has been served today upon all parties of record in this docket, as listed on the docket service list, by facsimile or by first class mail, in properly addressed envelopes, with charges prepaid thereon.
By: <u>Mildred Kelbo</u>
Date: <u>8/7/02</u>
(OFFICIAL SEAL)

BY ORDER OF THE COMMISSION:

James A. Burg  
JAMES A. BURG, Chairman

Pam Nelson  
PAM NELSON, Commissioner

Robert K. Sahr *by*  
ROBERT K. SAHR, Commissioner *sk*

**RECEIVED**

AUG 26 2002

BEFORE THE PUBLIC UTILITIES COMMISSION

SOUTH DAKOTA PUBLIC  
UTILITIES COMMISSION  
OF THE STATE OF SOUTH DAKOTA

IN THE MATTER OF THE ESTABLISH-  
MENT OF SWITCHED ACCESS REVE-  
NUE REQUIREMENT FOR TRI-  
COUNTY TELCOM

Docket No. TC02-089

NOTICE OF APPEARANCE AND  
REQUEST FOR SERVICE

NOTICE OF APPEARANCE AND  
REQUEST FOR SERVICE OF DOCUMENTS

NOTICE IS HEREBY GIVEN that Darla Pollman Rogers, of Meyer & Rogers, P. O. Box 1117, Pierre, South Dakota 57501, hereby appears on behalf of TRI-COUNTY TELCOM in the above-entitled docket for all purposes allowed by the rules.

You are requested to serve copies of any and all documents filed in said docket on the undersigned.

DATED this 26<sup>th</sup> day of August, 2002.



Darla Pollman Rogers

Meyer & Rogers

P. O. Box 1117

Pierre, South Dakota 57501

Attorney for TRI-COUNTY TELCOM



TC02-089



# OLSEN THIELEN & CO., LTD.

Certified Public Accountants & Consultants

August 26, 2002

**RECEIVED**

**AUG 28 2002**

**SOUTH DAKOTA PUBLIC  
UTILITIES COMMISSION**

Debra Elofson  
Executive Director  
Public Utilities Commission  
State of South Dakota  
500 East Capital  
Pierre, SD 57501

On behalf of Tri-County Telcom, Inc., Olsen Thielen & Co., Ltd. requests confidentiality for any and all information provided to the South Dakota Public Utilities Commission pertaining to Docket TC02-089. In accordance with rules ARSD 20:10:01:39 through 20:10:01:45, we request all information be considered confidential including the following:

- The actual Part 36/69 separations run which reflects revenue requirements as well as access minutes and rates
- Any correspondence transmittal letters which include responses to questions concerning the filing which are directed to the South Dakota Public Utilities Commission with reference to the above named docket.

This request applies to any previously sent information provided to the South Dakota Public Utilities Commission, which pertains to this filing.

In accordance with rule ARSD 20:10:01:41(2)

It is requested that the aforementioned information maintain confidentiality status for a five-year time frame.

In accordance with rule ARSD 20:10:01:41(3) The contact for the confidentiality request is as follows:

John W Coleman  
Olsen Thielen & Co., Ltd.  
223 Little Canada Road  
St Paul MN 55117

If you have any questions regarding the information provided, please call me @ (651) 481-1789.

Sincerely,

John W Coleman  
Certified Public Accountant

cc: Harlan Best, South Dakota Public Utilities Commission  
Kieth Senger, South Dakota Public Utilities Commission  
Jim Ekstrand, Tri-County Telcom, Inc.

**BARKER WILSON REYNOLDS & BURKE**  
**LAWYERS**

www.courtroomcounselors.com

**REPLY TO: BELLE FOURCHE OFFICE**

September 4, 2002

4200 BEACH DRIVE  
P.O. Box 9335  
RAPID CITY, SD 57709-9335  
605.718.8000 • FAX: 605.718.8010

211 ZINNIA STREET  
P.O. Box 100  
BELLE FOURCHE, SD 57717-0100  
605.723.8000 • FAX: 605.723.8010

KENNETH E. BARKER"  
MICHAEL A. WILSON'  
MICHAEL P. REYNOLDS"  
JOHN W. BURKE"  
JEFFERY D. COLLINS

**RECEIVED**

**SEP 06 2002**

**SOUTH DAKOTA PUBLIC  
UTILITIES COMMISSION**

Debra Elofson  
Executive Director  
Public Utilities Commission  
State Capitol  
500 East Capitol  
Pierre, SD 57501

**Re: S&S Communciations' Request for Access to Confidential Information**

Dear Debra:

Enclosed please find the original and ten copies of each of *S&S Communications' Request for Access to Confidential Information* regarding the following for filing in the above-referenced matter.

1. In the Matter of the Establishment of Switched Access Revenue Requirement for Baltic Telecom Cooperative - TC02-071;
2. In the Matter of the Establishment of Switched Access Revenue Requirement for Beresford Municipal Telephone Company - TC02-080;
3. In the Matter of the Establishment of Switched Access Revenue Requirement for Bridgewater-Canistota Independent Telephone Company - TC02-078;
4. In the Matter of the Establishment of Switched Access Revenue Requirement for Brookings Municipal Telephone Company- TC02-076;
5. In the Matter of the Establishment of Switched Access Revenue Requirement for East Plains Telecom, Inc. - TC02-072;
6. In the Matter of the Establishment of Switched Access Revenue Requirement for Fort Randall Telephone Company and Mt. Rushmore Telephone Company - TC02-086;
7. In the Matter of the Establishment of Switched Access Revenue Requirement for Interstate Telecommunication Cooperative, Inc. - TC02-053;
8. In the Matter of the Establishment of Switched Access Revenue Requirement for Kennebec Telephone Company - TC02-079;
9. In the Matter of the Establishment of Switched Access Revenue Requirement for Local Exchange Carriers Association - TC02-090;
10. In the Matter of the Establishment of Switched Access Revenue Requirement for McCook Cooperative Telephone Company - TC02-068;
11. In the Matter of the Establishment of Switched Access Revenue Requirement for Midstate Communications, Inc. - TC02-067;

12. In the Matter of the Establishment of Switched Access Revenue Requirement for Sanborn Telephone Cooperative and SANCOM, Inc. - TC02-073;
13. In the Matter of the Establishment of Switched Access Revenue Requirement for Sioux Valley Telephone Company - TC02-058;
14. In the Matter of the Establishment of Switched Access Revenue Requirement for South Dakota Network, L.L.C. - TC02-091;
15. In the Matter of the Establishment of Switched Access Revenue Requirement for Splitrock Properties, Inc. - TC02-065;
16. In the Matter of the Establishment of Switched Access Revenue Requirement for Splitrock Telecom Cooperative, Inc. - TC02-066;
17. In the Matter of the Establishment of Switched Access Revenue Requirement for Sully Buttes Telephone Cooperative, Inc. - TC02-064;
18. In the Matter of the Establishment of Switched Access Revenue Requirement for Tri-County Telcom, Inc. - TC02-089;
19. In the Matter of the Establishment of Switched Access Revenue Requirement for Union Telephone Company - TC02-077;
20. In the Matter of the Establishment of Switched Access Revenue Requirement for Valley Telecommunications Cooperative Association - TC02-074;
21. In the Matter of the Establishment of Switched Access Revenue Requirement for Vivian Telephone Company - TC02-054;
22. In the Matter of the Establishment of Switched Access Revenue Requirement for West River Cooperative Telephone Company - TC02-052.

By copies of this letter, copies of the same are being served upon the opposing parties via first class mail.


By this letter, I would also request that I be advised that if any of the above entities did not request confidential treatment of their submissions as required by A.R.S.D. 20:10:01:41.

If you have any questions, please feel free to give me a call at any time.

Best regards.

Sincerely,

**BARKER, WILSON, REYNOLDS & BURKE, L.L.P.**



John W. Burke  
For the Firm

JWB/bb

Enclosures

cc: S&S Communications  
Darla Pollman Rogers  
Michael Bradley (Fort Randall documents only)  
Richard Helsper (Brookings documents only)

**RECEIVED**

SEP 06 2002

**BEFORE THE PUBLIC UTILITIES COMMISSION  
OF THE STATE OF SOUTH DAKOTA**

**SOUTH DAKOTA PUBLIC  
UTILITIES COMMISSION**

**IN THE MATTER OF THE ESTABLISHMENT OF  
SWITCHED ACCESS REVENUE REQUIREMENT  
FOR TRI-COUNTY TELCOM, INC.**

)  
)  
)  
)  
)  
)  
)  
)  
)  
)

TC02-089

**S&S COMMUNICATIONS'  
REQUEST FOR ACCESS  
TO CONFIDENTIAL  
INFORMATION**

COMES NOW S&S Communications, by and through its attorney, John W. Burke, and,  
in accordance with A.R.S.D. 20:10:01:43, hereby requests access to confidential information.

This request is based upon the following.

1. The South Dakota Public Utilities Commission granted S&S Communications' request to intervene in the above-captioned matter.

2. On July 26, 2002, S&S Communications served Intervenor's Discovery Requests, which included requests for the following:

**REQUEST NO. 1:** Please provide copies, as well as an electronic version of, any and all documents that you submitted and/or provided to the South Dakota Public Utilities Commission in connection with this matter, including, but not limited to, any switched access cost study(ies).

**REQUEST NO. 2:** Please provide copies, as well as an electronic version of, any and all documents that support and/or provide foundation for, any switched access cost study that you submitted and/or provided to the South Dakota Public Utilities Commission in connection with this matter.

**REQUEST NO. 3:** Please provide copies, as well as an electronic version of, any and all documents that you submitted and/or provided to the South Dakota Public Utilities Commission in response to any and all data requests issued by the South Dakota Public Utilities Commission subsequent to the commencement of this matter.

3. Thirty-one days after the above-referenced Requests had been served, Tri-County Telecom responded to the above Requests as follows:

**(Response to REQUEST NO. 1):**

Tri-County objects to this Request. Reasons for Objection: Tri-County objects to providing the requested information to Intervenor at this time because said information has been submitted to the Commission as proprietary in nature and constituting trade secrets of the company, pursuant to the Commission's confidentiality rules. Accordingly, said information is not subject to discovery outside of the procedures set forth in said rules.

**(Response to REQUEST NO. 2):**

Tri-County objects to this request. Reasons for Objection: (1) The request is overly broad, vague, and production as requested would be unduly burdensome and work a hardship on Tri-County; (2) the information requested goes beyond what is of record in this docket; and (3) some or all of the documents that support the switched access cost study may be proprietary in nature and constitute trade secrets of Tri-County, and there is no protective order in place to protect the proprietary nature of these documents. Prior to discovery of such information, the Commission's confidentiality rules would need to be followed.

**(Response to REQUEST NO. 3):**

Tri-County objects to this request. Reasons for Objection: Tri-County objects to providing the requested information to Intervenor at this time because said information has been submitted to the Commission as proprietary in nature and constituting trade secrets of the company, pursuant to the Commission's confidentiality rules. Accordingly, said information is not subject to discovery outside of the procedures set forth in said rules.

4. Any increase of the rates charged for switched access services will directly and immediately affect the pecuniary interests of S&S Communications as it will naturally affect S&S Communications' operating expenses. However, without access to the above-described documents, S&S Communications cannot meaningfully participate in this important proceeding.

WHEREFORE, S&S Communications respectfully requests access to the above-described documents which are claimed to be confidential information.

Dated this 4<sup>th</sup> day of September, 2002.

**BARKER, WILSON, REYNOLDS & BURKE, L.L.P.**  
Attorneys for S&S Communications

By: 

John W. Burke  
117<sup>5th</sup> Avenue  
P.O. Box 100  
Belle Fourche, SD 57717-0100  
Tel: (605) 723-8000  
Fax: (605) 723-8010

**CERTIFICATE OF SERVICE**

I, John W. Burke, hereby certify that on the 4<sup>th</sup> day of September, 2002, I caused a copy of the foregoing **S&S COMMUNICATIONS' REQUEST FOR ACCESS TO CONFIDENTIAL INFORMATION** to be served upon:

Darla Pollman Rogers  
Meyer & Rogers  
P.O. Box 1117  
Pierre, SD 57501

  
John W. Burke

**RECEIVED**

APR 03 2003

**SOUTH DAKOTA PUBLIC  
UTILITIES COMMISSION**

**TRI-COUNTY TELCOM, INC.**

**SWITCHED ACCESS FILING  
YEAR ENDED DECEMBER 31, 2001**



**OLSEN THIELEN & CO., LTD.**

*Certified Public Accountants & Consultants*

Tri-County Telcom, Inc.

\*\*\*\*\* FCC PART 69 \*\*\*\*\*

Intrastate Toll Revenue Requirement Summary		Part 36 Total	Source	Common Line	Local Switching	Information	Common Transport	Billing and Collection	Other	
(A)	(B)	(C)	(D)	(E)	(F)	(G)	(H)	(I)		
INTRALATA:										
15	Net Investment	\$131,229	J13	\$34,366	\$14,542	\$0	\$82,320	\$0	\$0	O.K.
16	Rate of Return	10.00%		10.00%	10.00%	10.00%	10.00%	10.00%	10.00%	
17										
18	Return on Rate Base	\$13,123		\$3,437	\$1,454	\$0	\$8,232	\$0	\$0	O.K.
19	Return Adjustments	0	J18-20	0	0	0	0	0	0	O.K.
20										
21	Net Return on Rate Base	\$13,123		\$3,437	\$1,454	\$0	\$8,232	\$0	\$0	O.K.
22	Income Taxes	6,334	J31-32	1,659	702	0	3,973	0	0	O.K.
23	Expenses and Other Taxes	190,963	J33-35, 40	24,493	49,259	390	106,130	10,691	0	O.K.
24										
25	Total IntraLATA Rev. Req.	\$210,420		\$29,589	\$51,415	\$390	\$118,335	\$10,691	\$0	O.K.
26										
27										
28										
INTERLATA:										
31	Net Investment	\$0	P13	\$0	\$0	\$0	\$0	\$0	\$0	O.K.
32	Rate of Return	10.00%		10.00%	10.00%	10.00%	10.00%	10.00%	10.00%	
33										
34	Return on Rate Base	\$0		\$0	\$0	\$0	\$0	\$0	\$0	O.K.
35	Return Adjustments	0	P18-20	0	0	0	0	0	0	O.K.
36										
37	Net Return on Rate Base	\$0		\$0	\$0	\$0	\$0	\$0	\$0	O.K.
38	Income Taxes	0	P31-32	0	0	0	0	0	0	O.K.
39	Expenses and Other Taxes	0	P33-35, 40	0	0	0	0	0	0	O.K.
40										
41	Total InterLATA Rev. Req.	\$0		\$0	\$0	\$0	\$0	\$0	\$0	O.K.
42										
43										
44										
45	TOTAL INTRASTATE REV. REQ.	\$210,420		\$29,589	\$51,415	\$390	\$118,335	\$10,691	\$0	
	ACCESS ELEMENT MINUTES OF USE			1,013,042	1,013,042		1,013,042			
	ACCESS RATE PER MINUTE	\$0.196772		\$0.029208	\$0.050753		\$0.116812			



Tri-County Telcom, Inc.

		Intrastate								
***** FCC PART 36 ***** Revenue Requirement Summary		TOTAL COMPANY	Source/ Allocator	Interstate and Other	Message Telephone Service		Private Line		TOTAL INTRASTATE	
(A)	(B)	(C)	(D)	InterLATA	IntraLATA	InterLATA	IntraLATA	(I)		
13	State Income Tax Rate	0.00%	---	0.00%	0.00%	0.00%	0.00%	0.00%	0.00%	
14	Federal Income Tax Rate	34.00%	---	34.00%	34.00%	34.00%	34.00%	34.00%	34.00%	
15	Gross Receipts Tax Rate	4.00%	---	4.00%	4.00%	4.00%	4.00%	4.00%	4.00%	
16										
17										
18	Net Investment	\$414,694	C68	\$283,465	\$0	\$131,229	\$0	\$0	\$131,229	O.K.
19	Rate of Return	10.00%	---	10.00%	10.00%	10.00%	10.00%	10.00%	10.00%	
20										
21	Return on Rate Base	\$41,469		\$28,347	\$0	\$13,123	\$0	\$0	\$13,123	O.K.
22										
23	AFUDC	0	H43	0	0	0	0	0	0	O.K.
24	ITC Amortization	0	H36	0	0	0	0	0	0	O.K.
25	Other Return Adjustments	0	V242	0	0	0	0	0	0	O.K.
26										
27	Net Return	\$41,469		\$28,347	\$0	\$13,123	\$0	\$0	\$13,123	O.K.
28										
29	Contributions	0	H52	0	0	0	0	0	0	O.K.
30	Interest Expense	2,619	H44	1,791	0	828	0	0	828	O.K.
31	Capital Lease Expense	0	H46	0	0	0	0	0	0	O.K.
32	Capitalized Payroll taxes	0	H36	0	0	0	0	0	0	O.K.
33	Depreciation Adjustment	0	H36	0	0	0	0	0	0	O.K.
34	Other Income Adjustments	0	V248	0	0	0	0	0	0	O.K.
35										
36	After Tax Income	\$38,850		\$26,556	\$0	\$12,295	\$0	\$0	\$12,295	O.K.
37										
38	State Income Taxes	\$0	Formula	\$0	\$0	\$0	\$0	\$0	\$0	O.K.
39	Federal Income Taxes	20,014	Formula	13,680	0	6,334	0	0	6,334	O.K.
40	Operating Expenses and Taxes	578,209	I196	395,748	0	182,461	0	0	182,461	O.K.
41	Uncollectibles	734	V249	650	0	84	0	0	84	O.K.
42	Other Revenue Adjustments	0	V250	0	0	0	0	0	0	O.K.
43										
44	Net Revenue	\$640,426		\$438,424	\$0	\$202,002	\$0	\$0	\$202,002	O.K.
45	Gross Receipts Taxes	26,684	Formula	18,268	0	8,417	0	0	8,417	O.K.
46	Other Revenue Taxes	0	V251	0	0	0	0	0	0	O.K.
47										
	<b>TOTAL REVENUE REQUIREMENT</b>	<b>\$667,111</b>		<b>\$456,692</b>	<b>\$0</b>	<b>\$210,419</b>	<b>\$0</b>	<b>\$0</b>	<b>\$210,419</b>	<b>O.K.</b>

Tri-County Telcom, Inc.

		Intrastate								
***** FCC PART 36 ***** Investment Summary		TOTAL COMPANY	Source/ Allocator	Interstate and Other	Message Telephone Service		Private Line		TOTAL INTRASTATE	
(A)	(B)	(C)	(D)	InterLATA	IntraLATA	InterLATA	IntraLATA	(I)		
13	Land and Support Investment	\$353,609	D33	\$260,173	\$0	\$93,436	\$0	\$0	\$93,436	O.K.
14										
15	COE Operator Equipment	\$0	D43	\$0	\$0	\$0	\$0	\$0	\$0	O.K.
16	COE Switching Equipment	500,280	D68	381,575	0	118,705	0	0	118,705	O.K.
17	COE Transmission Equipment	205,099	D85	138,785	0	66,314	0	0	66,314	O.K.
18										
19	Total COE	\$705,379		\$520,359	\$0	\$185,020	\$0	\$0	\$185,020	O.K.
20	Info. Orig./Term. Equipment	0	D94	0	0	0	0	0	0	O.K.
21	Cable and Wire Facilities	540,576	D137	396,371	0	144,205	0	0	144,205	O.K.
22										
23	Total COE, IOT, C&WF	\$1,245,955		\$916,730	\$0	\$329,225	\$0	\$0	\$329,225	O.K.
24										
25	Total Capital Leases	\$0	D173	\$0	\$0	\$0	\$0	\$0	\$0	O.K.
26										
27	Leasehold Improvements	\$0	D186	\$0	\$0	\$0	\$0	\$0	\$0	O.K.
28										
29	Intangible Assets	\$12,042	D209	\$650	\$0	\$11,392	\$0	\$0	\$11,392	O.K.
30										
31										
32	Total Tele. Plt. In Service	\$1,611,606		\$1,177,553	\$0	\$434,053	\$0	\$0	\$434,053	O.K.
33										
34	Plant Held, Future Use	\$0	D214-215	\$0	\$0	\$0	\$0	\$0	\$0	O.K.
35	TPUC, Short-term	0	D216-217	0	0	0	0	0	0	O.K.
36	TPUC, Long-term	0	D218-219	0	0	0	0	0	0	O.K.
37	Tel. Plt. Adjustment	0	D220-221	0	0	0	0	0	0	O.K.
38										
39	Total Other Tel. Plt.	\$0		\$0	\$0	\$0	\$0	\$0	\$0	O.K.
40										
41										
42	TOTAL TELEPHONE PLANT	\$1,611,606		\$1,177,553	\$0	\$434,053	\$0	\$0	\$434,053	O.K.

			Intrastate						
			Message Telephone Service			Private Line		TOTAL	
***** FCC PART 36 ***** Investment Summary	TOTAL COMPANY	Source/ Allocator	Interstate	InterLATA	IntraLATA	InterLATA	IntraLATA	INTRASTATE	
(A)	(B)	(C)	(D)	(E)	(F)	(G)	(H)	(I)	
56 Other Assets, Net	0	V105	0	0	0	0	0	0	O.K.
57 Accumulated Depr./Amort	(1,196,171)	E34	(891,078)	0	(305,093)	0	0	(305,093)	O.K.
58 Accum. Def. Inc. Taxes, Net	(19,229)	E47	(14,346)	0	(4,883)	0	0	(4,883)	O.K.
59 Oth. Liab. & Def. Cr., Net	(3,775)	V106	(3,775)	0	0	0	0	0	O.K.
60									
61 TOTAL NET PLANT	\$392,431		\$268,355	\$0	\$124,076	\$0	\$0	\$124,076	O.K.
62									
63 Materials and Supplies	2,340	H31	1,716	0	624	0	0	624	O.K.
64 Rural Tel. Bank Stock	0	H35	0	0	0	0	0	0	O.K.
65 Cash Working Capital	19,923	Formula	13,395	0	6,528	0	0	6,528	O.K.
66 Equal Access Investment	0	---	0	0	0	0	0	0	O.K.
67									
68 TOTAL NET INVESTMENT	\$414,694		\$283,465	\$0	\$131,229	\$0	\$0	\$131,229	O.K.
69									

Tri-County Telcom, Inc.

Intrastate

***** FCC PART 36 ***** Plant Investment Detail	TOTAL COMPANY	Source/ Allocator	Interstate and Other	Message Telephone Service		Private Line		TOTAL INTRASTATE	
				InterLATA	IntraLATA	InterLATA	IntraLATA		
(A)	(B)	(C)	(D)	(E)	(F)	(G)	(H)	(I)	
13 LAND AND SUPPORT ASSETS:									
14									
15 Land, Allocable	\$0	H33	\$0	\$0	\$0	\$0	\$0	\$0	O.K.
16 Land, Direct	0	V22	0	0	0	0	0	0	O.K.
17									
18 Total Land	\$0		\$0	\$0	\$0	\$0	\$0	\$0	O.K.
19									
20 Motor Vehicles	\$0	H33	\$0	\$0	\$0	\$0	\$0	\$0	O.K.
21 Aircraft	0	H33	0	0	0	0	0	0	O.K.
22 Special Purpose Vehicles	0	H33	0	0	0	0	0	0	O.K.
23 Garage Work Equipment	0	H33	0	0	0	0	0	0	O.K.
24 Other Work Equipment	0	H33	0	0	0	0	0	0	O.K.
25 Buildings, Allocable	353,609	H33	260,173	0	93,436	0	0	93,436	O.K.
26 Buildings, Direct	0	V29	0	0	0	0	0	0	O.K.
27 Furniture	0	H33	0	0	0	0	0	0	O.K.
28 Office Equipment	0	H33	0	0	0	0	0	0	O.K.
29 General Purpose Computers	0	H33	0	0	0	0	0	0	O.K.
30									
31 Total Support Assets	\$353,609		\$260,173	\$0	\$93,436	\$0	\$0	\$93,436	O.K.
32									
33 Tot. Land and Support Assets	\$353,609		\$260,173	\$0	\$93,436	\$0	\$0	\$93,436	O.K.
34									
35									
36 CENTRAL OFFICE EQUIPMENT:									
37									
38 CAT 1 Oper. Sys., TSPS	\$0	G22	\$0	\$0	\$0	\$0	\$0	\$0	O.K.
39 CAT 1 Oper. Sys., Other TSPS	0	G21	0	0	0	0	0	0	O.K.
40 CAT 1 Oper. Sys., Aux. Pos.	0	G23	0	0	0	0	0	0	O.K.
41 CAT 1 Oper. Sys., Other	0	V36	0	0	0	0	0	0	O.K.
42									
43 Total CAT 1	\$0		\$0	\$0	\$0	\$0	\$0	\$0	O.K.
44									
45									
46 CAT 2 Tandem Sw. Allocable	\$18,597	G26	\$11,085	\$0	\$7,512	\$0	\$0	\$7,512	O.K.
47 CAT 2 Tandem Sw. Direct	0	V38	0	0	0	0	0	0	O.K.
48									
49 Total CAT 2	\$18,597		\$11,085	\$0	\$7,512	\$0	\$0	\$7,512	O.K.

Tri-County Telcom, Inc.

Intrastate

***** FCC PART 36 ***** Plant Investment Detail		TOTAL COMPANY	Source/ Allocator	Interstate and Other	Message Telephone Service		Private Line		TOTAL INTRASTATE	
					InterLATA	IntraLATA	InterLATA	IntraLATA		
(A)	(B)	(C)	(D)	(E)	(F)	(G)	(H)	(I)		
63	CAT 3 Local Sw. Allocable	\$481,683	G15	\$370,489	\$0	\$111,194	\$0	\$0	\$111,194	O.K.
64	CAT 3 Local Sw. Direct	0	V40	0	0	0	0	0	0	O.K.
65										
66	Total CAT 3	\$481,683		\$370,489	\$0	\$111,194	\$0	\$0	\$111,194	O.K.
67										O.K.
68	Total COE Sw. CAT 2&3	\$500,280		\$381,575	\$0	\$118,705	\$0	\$0	\$118,705	O.K.
69										
70										
71	COE TRANSMISSION:									
72										
73	CAT 4.12 Exchange Trunk	\$0	123	\$0	\$0	\$0	\$0	\$0	\$0	O.K.
74	CAT 4.12 Exch. Tr. Direct	0	V42	0	0	0	0	0	0	O.K.
75	CAT 4.13 Exch. Ln. Message	40,983	G13	30,738	0	10,246	0	0	10,246	O.K.
76	CAT 4.13 PL, WATS, Local	1,049	F18	1,049	0	0	0	0	0	O.K.
77	CAT 4.13 Direct	0	V45	0	0	0	0	0	0	O.K.
78	CAT 4.23 Message	149,580	G18	93,512	0	56,068	0	0	56,068	O.K.
79	CAT 4.23 PL, WATS	13,487	F24	13,487	0	0	0	0	0	O.K.
80	CAT 4.23 Direct	0	V48	0	0	0	0	0	0	O.K.
81	CAT 4.3 H/R Message	0	G29	0	0	0	0	0	0	O.K.
82	CAT 4.3 WATS	0	V50	0	0	0	0	0	0	O.K.
83	CAT 4.3 Direct	0	V51	0	0	0	0	0	0	O.K.
84										
85	Total COE CAT 4	\$205,099		\$138,785	\$0	\$66,314	\$0	\$0	\$66,314	O.K.
86										
87										
88	INFORMATION ORIGINATION/TERMINATION:									
89										
90	CAT 1 Other IOT Equipment	\$0	G13	\$0	\$0	\$0	\$0	\$0	\$0	O.K.
91	CAT 1 Coinless Pay Phones	0	G18	0	0	0	0	0	0	O.K.
92	CAT 2 CP Equipment	0	V70	0	0	0	0	0	0	O.K.
93										
94	Total IOT Equipment	\$0		\$0	\$0	\$0	\$0	\$0	\$0	O.K.
95										
96										

Tri-County Telcom, Inc.

***** FCC PART 36 ***** Plant Investment Detail	TOTAL COMPANY	Source/ Allocator	Interstate and Other	Intrastate				TOTAL INTRASTATE		
				Message Telephone Service		Private Line				
				InterLATA	IntraLATA	InterLATA	IntraLATA			
(A)	(B)	(C)	(D)	(E)	(F)	(G)	(H)	(I)		
111 CABLE AND WIRE FACILITIES:										
112										
113 CAT 1.1 IntraLATA PL/WATS	3,251	F31	\$3,251	\$0	\$0	\$0	\$0	\$0	\$0	O.K.
114 CAT 1.2 InterLATA PL/WATS	6,503	F31	6,503	0	0	0	0	0	0	O.K.
115 CAT 1.3 Joint Message	381,212	G13	285,909	0	95,303	0	0	0	95,303	O.K.
116 Other CAT 1 C&WF	0	V74	0	0	0	0	0	0	0	O.K.
117										
118 Total CAT 1 C&WF	\$390,966		\$295,663	\$0	\$95,303	\$0	\$0	\$0	\$95,303	O.K.
119										
120 CAT 2 C&WF	\$17,539	G28	\$17,539	\$0	\$0	\$0	\$0	\$0	\$0	O.K.
121 CAT 2 C&WF, Wideband	0	V76	0	0	0	0	0	0	0	O.K.
122										
123 Total CAT 2 C&WF	\$17,539		\$17,539	\$0	\$0	\$0	\$0	\$0	\$0	O.K.
124										
125 CAT 3 Joint Message	131,818	G17	82,916	0	48,902	0	0	0	\$48,902	O.K.
126 CAT 3 PL/WATS etc.	253	F36	253	0	0	0	0	0	0	O.K.
127 CAT 3 Direct	0	V79	0	0	0	0	0	0	0	O.K.
128										
129 Total CAT 3 C&WF	\$132,071		\$83,169	\$0	\$48,902	\$0	\$0	\$0	\$48,902	O.K.
130										
131 CAT 4 Message	\$0	G29	\$0	\$0	\$0	\$0	\$0	\$0	\$0	O.K.
132 CAT 4 WATS	0	V81	0	0	0	0	0	0	0	O.K.
133 CAT 4 Direct	0	V82	0	0	0	0	0	0	0	O.K.
134										
135 Total CAT 4 C&WF	\$0		\$0	\$0	\$0	\$0	\$0	\$0	\$0	O.K.
136										
137 TOTAL C&WF	\$540,576		\$396,371	\$0	\$144,205	\$0	\$0	\$0	\$144,205	O.K.
138										
139										
140 CAPITAL LEASES:										
141										
142 Allocable Support Leases	\$0	H14	\$0	\$0	\$0	\$0	\$0	\$0	\$0	O.K.
143 Direct Support Leases	0	V84	0	0	0	0	0	0	0	O.K.
144										
145 Total Support Leases	\$0		\$0	\$0	\$0	\$0	\$0	\$0	\$0	O.K.

Tri-County Telcom, Inc.

***** FCC PART 36 ***** Plant Investment Detail  (A)	TOTAL COMPANY  (B)	Source/ Allocator  (C)	Interstate and Other  (D)	Intrastate				TOTAL INTRASTATE  (I)		
				Message Telephone Service		Private Line				
				InterLATA  (E)	IntraLATA  (F)	InterLATA  (G)	IntraLATA  (H)			
160										
161 COE Operator	\$0	H16	\$0	\$0	\$0	\$0	\$0	\$0	\$0	O.K.
162 COE Tandem Switch	0	H17	0	0	0	0	0	0	0	O.K.
163 COE Local Switch	0	H18	0	0	0	0	0	0	0	O.K.
164 COE Transmission	0	H20	0	0	0	0	0	0	0	O.K.
165 COE Direct	0	V89	0	0	0	0	0	0	0	O.K.
166										
167 Total COE Leases	\$0		\$0	\$0	\$0	\$0	\$0	\$0	\$0	O.K.
168										
169 IOT Leases	\$0	V90	\$0	\$0	\$0	\$0	\$0	\$0	\$0	O.K.
170										
171 C&WF Leases	\$0	V91	\$0	\$0	\$0	\$0	\$0	\$0	\$0	O.K.
172										
173 TOTAL CAPITAL LEASES	\$0		\$0	\$0	\$0	\$0	\$0	\$0	\$0	O.K.
174										
175										
176 LEASEHOLD IMPROVEMENTS:										
177										
178 Land and Support Assets	\$0	H14	\$0	\$0	\$0	\$0	\$0	\$0	\$0	O.K.
179 COE Switching	0	H18	0	0	0	0	0	0	0	O.K.
180 COE Operator	0	H16	0	0	0	0	0	0	0	O.K.
181 COE Transmission	0	H20	0	0	0	0	0	0	0	O.K.
182 IOT	0	V96	0	0	0	0	0	0	0	O.K.
183 C&WF	0	V97	0	0	0	0	0	0	0	O.K.
184 Other	0	V98	0	0	0	0	0	0	0	O.K.
185										
186 TOTAL LEASEHOLD IMPROVEMEN	\$0		\$0	\$0	\$0	\$0	\$0	\$0	\$0	O.K.
187										
188										
189 TPIS, EXCL. ACCT. No. 2690	\$1,599,564		\$1,176,903	\$0	\$422,661	\$0	\$0	\$422,661	\$0	O.K.

Tri-County Telcom, Inc.

***** FCC PART 36 ***** Plant Investment Detail  (A)	TOTAL COMPANY  (B)	Source/ Allocator  (C)	Interstate and Other  (D)	Intrastate				TOTAL INTRASTATE  (I)	
				Message Telephone Service		Private Line			
				InterLATA  (E)	IntraLATA  (F)	InterLATA  (G)	IntraLATA  (H)		
204 INTANGIBLE ASSETS:									
205									
206 Allocable Acct. No. 2690	\$0	H36	\$0	\$0	\$0	\$0	\$0	\$0	O.K.
207 Direct Acct. No. 2690	12,042	V100	650	0	11,392	0	0	11,392	O.K.
208									
209 Total Intangible Assets	\$12,042		\$650	\$0	\$11,392	\$0	\$0	\$11,392	O.K.
210									
211									
212 OTHER TELEPHONE PLANT:									
213									
214 Held for Fut. Use - Alloc.	\$0	---	\$0	\$0	\$0	\$0	\$0	\$0	O.K.
215 Held for Fut. Use - Direct	0	---	0	0	0	0	0	0	O.K.
216 TPUC, Short-term - Alloc.	0	H35	0	0	0	0	0	0	O.K.
217 TPUC, Short-term - Direct	0	V124	0	0	0	0	0	0	O.K.
218 TPUC, Long-term - Alloc.	0	H35	0	0	0	0	0	0	O.K.
219 TPUC, Long-term - Direct	0	V126	0	0	0	0	0	0	O.K.
220 Tele. Plt. Adjust. - Alloc.	0	H35	0	0	0	0	0	0	O.K.
221 Tele. Plt. Adjust. - Direct	0	V104	0	0	0	0	0	0	O.K.
222									
223 Total Other Telephone Plant	\$0		\$0	\$0	\$0	\$0	\$0	\$0	O.K.



Tri-County Telcom, Inc.

***** FCC PART 36 ***** Reserves and Deferrals	TOTAL COMPANY	Source/ Allocator	Interstate and Other	Intrastate				TOTAL INTRASTATE		
				Message Telephone Service		Private Line				
				InterLATA	IntraLATA	InterLATA	IntraLATA			
(A)	(B)	(C)	(D)	(E)	(F)	(G)	(H)	(I)		
13 ACCUM. DEPRECIATION, TPIS:										
14										
15 Support Assets	\$131,686	H13	\$96,890	\$0	\$34,796	\$0	\$0	\$34,796	O.K.	
16 COE Switching	570,819	H19	435,376	0	135,443	0	0	135,443	O.K.	
17 COE Operator	0	H16	0	0	0	0	0	0	O.K.	
18 COE Transmission	55,915	H20	37,836	0	18,079	0	0	18,079	O.K.	
19 IOT Equipment	0	H25	0	0	0	0	0	0	O.K.	
20 Cable and Wire Facilities	437,751	H31	320,975	0	116,776	0	0	116,776	O.K.	
21 Other Plant	0	V135	0	0	0	0	0	0	O.K.	
22										
23 Total Accum. Depr., TPIS	\$1,196,171		\$891,078	\$0	\$305,093	\$0	\$0	\$305,093	O.K.	
24										
25 ACCUM. AMORTIZATION:										
26										
27 Accum. Depreciation, PHFU	\$0	H38	\$0	\$0	\$0	\$0	\$0	\$0	O.K.	
28 Accum. Amort., Tangible Inv.	0	H40	0	0	0	0	0	0	O.K.	
29 Accum. Amort., Intang. Inv.	0	H41	0	0	0	0	0	0	O.K.	
30 Accum. Amort., Other	0	V138	0	0	0	0	0	0	O.K.	
31										
32 Tot. Accum. Amortization	\$0		\$0	\$0	\$0	\$0	\$0	\$0	O.K.	
33										
34 Total Accum. Depr./Amort.	\$1,196,171		\$891,078	\$0	\$305,093	\$0	\$0	\$305,093	O.K.	
35										
36										
37 ACCUM. DEF. INC. TAXES, NET:										
38										
39 Support Assets	13,868	H13	\$10,204	\$0	\$3,664	\$0	\$0	\$3,664	O.K.	
40 COE Switching	12,323	H19	9,399	0	2,924	0	0	2,924	O.K.	
41 COE Operator	0	H16	0	0	0	0	0	0	O.K.	
42 COE Transmission	2,690	H20	1,820	0	870	0	0	870	O.K.	
43 IOT Equipment	0	H25	0	0	0	0	0	0	O.K.	
44 Cable and Wire Fac.	(9,652)	H31	(7,077)	0	(2,575)	0	0	(2,575)	O.K.	
45 Unclassified	0	V145	0	0	0	0	0	0	O.K.	
46										
47 Total Accum. Def. Inc. Taxes	\$19,229		\$14,346	\$0	\$4,883	\$0	\$0	\$4,883	O.K.	

Tri-County Telcom, Inc.

Private Line

***** FCC PART 36 ***** Functional Distribution of Selected Investments	TOTAL COMPANY	Joint Use Message	Interstate				Intrastate		Extended Area Service	Other	
			InterLATA	IntraLATA	InterLATA	IntraLATA					
			(D)	(E)	(F)	(G)					
(A)	(B)	(C)	(D)	(E)	(F)	(G)	(H)	(I)			
13 TRANS. CCT EQUIPMENT:											
14											
15 Working Loops	481	469	8	0	0	0	0	0	4	O.K.	
16 Avg. Cost per Loop	87.38	87.38	87.38	87.38	87.38	87.38	87.38	87.38	87.38		
17											
18 CAT 4.13 Exch Ln. Invest.	\$42,032	\$40,983	\$699	\$0	\$0	\$0	\$0	\$0	\$350		
19											
20											
21 Circuit Terminations	13,300	12,200	400	0	0	0	0	0	700	O.K.	
22 Avg. Cost per Termination	12.26	12.26	12.26	12.26	12.26	12.26	12.26	12.26	12.26		
23											
24 CAT 4.23 Other IX	\$163,067	\$149,580	\$4,904	\$0	\$0	\$0	\$0	\$0	\$8,582		
25											
26											
27 C&WF INVESTMENT:											
28											
29 Working Loops	481	469	8	0	0	0	0	0	4		
30 Loops Factor	1.000000	0.975052	0.016632	0.000000	0.000000	0.000000	0.000000	0.000000	0.008316		
31 CAT 1 Exchange C&WF	\$390,966	\$381,212	\$6,503	\$0	\$0	\$0	\$0	\$0	\$3,251	O.K.	
32											
33											
34 Equivalent IX Circuit Miles	3,352,934	3,346,514	1,680	0	0	0	0	0	4,740	O.K.	
35 IX Cct. Miles Factor	1.000000	0.998085	0.000501	0.000000	0.000000	0.000000	0.000000	0.000000	0.001414		
36 CAT 3 Interexch. C&WF	\$132,071	\$131,818	\$66	\$0	\$0	\$0	\$0	\$0	\$187		

		Intrastate								
***** FCC PART 36 ***** Physical Allocation Factors		TOTAL COMPANY	Source/ Allocator	Interstate and Other	Message Telephone Service		Private Line		TOTAL INTRASTATE	
(A)	(B)	(C)	(D)	InterLATA	IntraLATA	InterLATA	IntraLATA	(I)		
13	Subscriber Plant Fact. (SPF)	1.000000	SPF	0.750000	0.000000	0.250000	0.000000	0.000000	0.250000	O.K.
14										
15	Dial Equipment Minutes (DEM)	1.000000	DEM	0.769156	0.000000	0.230844	0.000000	0.000000	0.230844	O.K.
16										
17	Conversation Minute-Miles	1.000000	CMM	0.629016	0.000000	0.370984	0.000000	0.000000	0.370984	O.K.
18	Conversation Minutes	1.000000	CM	0.625162	0.000000	0.374838	0.000000	0.000000	0.374838	O.K.
19	Subscriber Minutes (SLU)	1.000000	SLU	0.884578	0.000000	0.115422	0.000000	0.000000	0.115422	O.K.
20										
21	TSPS Processor Time	1.000000	TSP	1.000000	0.000000	0.000000	0.000000	0.000000	0.000000	O.K.
22	Wtd. Stand. Work Sec., Toll	0.000000	WST	0.000000	0.000000	0.000000	0.000000	0.000000	0.000000	O.K.
23	Wtd. Stand. Work Sec., Aux.	0.000000	WSA	0.000000	0.000000	0.000000	0.000000	0.000000	0.000000	O.K.
24	Wtd. Stand. Work Sec., Comb.	1.000000	WSC	1.000000	0.000000	0.000000	0.000000	0.000000	0.000000	O.K.
25										
26	COE CAT 2 Minutes	1.000000	CT2	0.596073	0.000000	0.403927	0.000000	0.000000	0.403927	O.K.
27										
28	Exchange Trunk Minutes	1.000000	ETM	1.000000	0.000000	0.000000	0.000000	0.000000	0.000000	O.K.
29	MOU-Mi., Host/Remote	0.000000	HRM	0.000000	0.000000	0.000000	0.000000	0.000000	0.000000	O.K.
30										
31	C&WF CAT 4, WATS	0.000000	CT4	0.000000	0.000000	0.000000	0.000000	0.000000	0.000000	O.K.
32										
33	Equal Access MOU	0.000000	EAM	0.000000	0.000000	0.000000	0.000000	0.000000	0.000000	O.K.
34										
35	Current Billings	1.000000	CB	0.666463	0.000000	0.333537	0.000000	0.000000	0.333537	O.K.
36	EU Presubscription Factor	1.000000	EPRE	1.000000	0.000000	0.000000	0.000000	0.000000	0.000000	O.K.
37	EU MTS & WATS Factor	1.000000	EMTS	0.808644	0.000000	0.191356	0.000000	0.000000	0.191356	O.K.
38	EU Access, P/L and All Other Factor	0.000000	EPLO	0.000000	0.000000	0.000000	0.000000	0.000000	0.000000	O.K.
39	IX Special Access Factor	0.000000	ISPA	0.000000	0.000000	0.000000	0.000000	0.000000	0.000000	O.K.
40	IX Switched Access Factor	0.000000	ISWA	0.000000	0.000000	0.000000	0.000000	0.000000	0.000000	O.K.
41	IX Billing & Collection Services Facto	0.000000	IBC	0.000000	0.000000	0.000000	0.000000	0.000000	0.000000	O.K.
42	Coin Revenue Percent	0.000000	CR	0.000000	0.000000	0.000000	0.000000	0.000000	0.000000	O.K.
43	Relative Toll/Local Msgs.	1.000000	TLM	0.179740	0.000000	0.820260	0.000000	0.000000	0.820260	O.K.
44	Relative Users Percent	1.000000	RUP	0.726580	0.000000	0.273420	0.000000	0.000000	0.273420	O.K.
45	CABS Percent	1.000000	CAB	0.500000	0.000000	0.500000	0.000000	0.000000	0.500000	O.K.
46	Foreign Directories Percent	1.000000	FD	0.000000	0.000000	1.000000	0.000000	0.000000	1.000000	O.K.

Tri-County Telcom, Inc.

		Intrastate								
***** FCC PART 36 ***** Internal Allocation Factors		TOTAL COMPANY	Source/ Allocator	Interstate and Other	Message Telephone Service		Private Line		TOTAL INTRASTATE	
(A)	(B)	(C)	(D)	InterLATA	IntraLATA	InterLATA	IntraLATA	(I)		
13	Support Assets	1.000000	D31	0.735765	0.000000	0.264235	0.000000	0.000000	0.264235	O.K.
14	Land and Support Assets	1.000000	D33	0.735765	0.000000	0.264235	0.000000	0.000000	0.264235	O.K.
15										
16	COE Operator	0.000000	D43	0.000000	0.000000	0.000000	0.000000	0.000000	0.000000	O.K.
17	COE Tandem Switching	1.000000	D49	0.596073	0.000000	0.403927	0.000000	0.000000	0.403927	O.K.
18	COE Local Switching	1.000000	D66	0.769156	0.000000	0.230844	0.000000	0.000000	0.230844	O.K.
19	COE Total Switching	1.000000	D68	0.762722	0.000000	0.237278	0.000000	0.000000	0.237278	O.K.
20	COE Transmission	1.000000	D85	0.676672	0.000000	0.323328	0.000000	0.000000	0.323328	O.K.
21	Total COE	1.000000	C19	0.737702	0.000000	0.262298	0.000000	0.000000	0.262298	O.K.
22										
23	Info. Orig./Term. CAT 1	0.000000	D90	0.000000	0.000000	0.000000	0.000000	0.000000	0.000000	O.K.
24	Info. Orig./Term. CAT 2	0.000000	D92	0.000000	0.000000	0.000000	0.000000	0.000000	0.000000	O.K.
25	Total IOT	0.000000	D94	0.000000	0.000000	0.000000	0.000000	0.000000	0.000000	O.K.
26										
27	C&WF CAT 1	1.000000	D118	0.756237	0.000000	0.243763	0.000000	0.000000	0.243763	O.K.
28	C&WF CAT 2	1.000000	D120	1.000000	0.000000	0.000000	0.000000	0.000000	0.000000	O.K.
29	C&WF CAT 3	1.000000	D129	0.629726	0.000000	0.370274	0.000000	0.000000	0.370274	O.K.
30	C&WF CAT 4	0.000000	D135	0.000000	0.000000	0.000000	0.000000	0.000000	0.000000	O.K.
31	Total C&WF	1.000000	D137	0.733237	0.000000	0.266763	0.000000	0.000000	0.266763	O.K.
32										
33	Total Equipment	1.000000	C23	0.735765	0.000000	0.264235	0.000000	0.000000	0.264235	O.K.
34										
35	TPIS	1.000000	C32	0.730670	0.000000	0.269330	0.000000	0.000000	0.269330	O.K.
36	TPIS, excl. Acct. No. 2690	1.000000	D189	0.735765	0.000000	0.264235	0.000000	0.000000	0.264235	O.K.
37										
38	Plt. Held, Fut. Use	0.000000	D215	0.000000	0.000000	0.000000	0.000000	0.000000	0.000000	O.K.
39										
40	Total Tangible Assets	0.000000	C25	0.000000	0.000000	0.000000	0.000000	0.000000	0.000000	O.K.
41	Total Intangible Assets	1.000000	C29	0.053978	0.000000	0.946022	0.000000	0.000000	0.946022	O.K.
42										
43	Long-term PUC	0.000000	C36	0.000000	0.000000	0.000000	0.000000	0.000000	0.000000	O.K.
44	Net Telephone Plant	1.000000	C61	0.683826	0.000000	0.316174	0.000000	0.000000	0.316174	O.K.
45	Total Net Investment	1.000000	C68	0.683553	0.000000	0.316447	0.000000	0.000000	0.316447	O.K.
46	Capital Leases	0.000000	D173	0.000000	0.000000	0.000000	0.000000	0.000000	0.000000	O.K.
47										
48	Tot. Bus. Ofc., Cust. Serv.	1.000000	I141	0.681456	0.000000	0.318544	0.000000	0.000000	0.318544	O.K.
49										
50	Total "BIG THREE" Expenses	1.000000	I170	0.686295	0.000000	0.313705	0.000000	0.000000	0.313705	O.K.
51										
52	Corporate Operations Expense	1.000000	I185	0.654008	0.000000	0.345992	0.000000	0.000000	0.345992	O.K.

***** FCC PART 36 ***** Operating Expenses and Taxes	TOTAL COMPANY	Source/ Allocator	Interstate and Other	Intrastate				TOTAL INTRASTATE		
				Message Telephone Service		Private Line				
				InterLATA	IntraLATA	InterLATA	IntraLATA			
(A)	(B)	(C)	(D)	(E)	(F)	(G)	(H)	(I)		
13 PLANT SPEC. OPER. EXPENSE:										
14										
15 Network Support, Alloc.	\$9,340	H14	\$6,872	\$0	\$2,468	\$0	\$0	\$2,468	O.K.	
16 Network Support, Direct	0	V149	0	0	0	0	0	0	O.K.	
17										
18 Total Network Support Exp.	\$9,340		\$6,872	\$0	\$2,468	\$0	\$0	\$2,468	O.K.	
19										
20 General Support, Alloc.	\$10,839	H14	\$7,975	\$0	\$2,864	\$0	\$0	\$2,864	O.K.	
21 General Support, Direct	0	V151	0	0	0	0	0	0	O.K.	
22										
23 Total General Support Exp.	\$10,839		\$7,975	\$0	\$2,864	\$0	\$0	\$2,864	O.K.	
24										
25 Central Office Eq., Alloc.	\$25,138	H21	\$18,544	\$0	\$6,594	\$0	\$0	\$6,594	O.K.	
26 Central Office Eq., Direct	0	V153	0	0	0	0	0	0	O.K.	
27										
28 Total COE Exp.	\$25,138		\$18,544	\$0	\$6,594	\$0	\$0	\$6,594	O.K.	
29										
30 Cust. Premises Equip.	\$0	H24	\$0	\$0	\$0	\$0	\$0	\$0	O.K.	
31 Coinless Pay Phone	0	G18	0	0	0	0	0	0	O.K.	
32 Other IOT	0	H23	0	0	0	0	0	0	O.K.	
33 IOT Direct	0	V157	0	0	0	0	0	0	O.K.	
34										
35 Total IOT Exp.	\$0		\$0	\$0	\$0	\$0	\$0	\$0	O.K.	
36										
37 Cable & Wire, Alloc.	\$17,882	H31	\$13,112	\$0	\$4,770	\$0	\$0	\$4,770	O.K.	
38 Cable & Wire, Direct	76,866	V159	48,405	0	28,461	0	0	28,461	O.K.	
39										
40 Total C&WF Exp.	\$94,748		\$61,516	\$0	\$33,232	\$0	\$0	\$33,232	O.K.	
41										
42 TOTAL PLT. SPEC. OPER. EXP.	\$140,065		\$94,908	\$0	\$45,157	\$0	\$0	\$45,157	O.K.	
43										
44 TOTAL PLT. SPEC., ex SUPPORT	\$119,886		\$80,061	\$0	\$39,825	\$0	\$0	\$39,825	O.K.	

***** FCC PART 36 ***** Operating Expenses and Taxes	Intrastate								TOTAL INTRASTATE	
	TOTAL COMPANY	Source/ Allocator	Interstate and Other	Message Telephone Service		Private Line				
				InterLATA	IntraLATA	InterLATA	IntraLATA			
(A)	(B)	(C)	(D)	(E)	(F)	(G)	(H)	(I)		
58 NON-SPECIFIC OPER. EXP.:										
59										
60 Oth. Plt. and Equip., Alloc.	\$0	H36	\$0	\$0	\$0	\$0	\$0	\$0	\$0	O.K.
61 Oth. Plt. and Equip., Direct	0	V177	0	0	0	0	0	0	0	O.K.
62										
63 Total Oth. Plt. & Equip.	\$0		\$0	\$0	\$0	\$0	\$0	\$0	\$0	O.K.
64										
65 Network Operations, Alloc.	\$47,967	H33	\$35,292	\$0	\$12,675	\$0	\$0	\$12,675	\$12,675	O.K.
66 Network Operations, Direct	0	V179	0	0	0	0	0	0	0	O.K.
67										
68 Total Network Oper. Exp.	\$47,967		\$35,292	\$0	\$12,675	\$0	\$0	\$12,675	\$12,675	O.K.
69										
70 Total Access Expenses	\$0	V180	\$0	\$0	\$0	\$0	\$0	\$0	\$0	O.K.
71										
72 Depr., Support Assets	\$21,240	H13	\$15,628	\$0	\$5,612	\$0	\$0	\$5,612	\$5,612	O.K.
73 Depr., COE Switching	47,145	H19	35,959	0	11,186	0	0	11,186	11,186	O.K.
74 Depr., COE Operator	0	H16	0	0	0	0	0	0	0	O.K.
75 Depr., COE Transmission	4,789	H20	3,241	0	1,548	0	0	1,548	1,548	O.K.
76 Depr., IOT Equipment	0	H25	0	0	0	0	0	0	0	O.K.
77 Depr., C&W Facilities	22,830	H31	16,740	0	6,090	0	0	6,090	6,090	O.K.
78 Depr., PHFU	0	H38	0	0	0	0	0	0	0	O.K.
79										
80 Total Depreciation Expense	\$96,004		\$71,567	\$0	\$24,437	\$0	\$0	\$24,437	\$24,437	O.K.
81										
82 Amort., Tangible Assets	\$0	H40	\$0	\$0	\$0	\$0	\$0	\$0	\$0	O.K.
83 Amort., Intangible Assets	0	H41	0	0	0	0	0	0	0	O.K.
84 Other Amortization	0	V189	0	0	0	0	0	0	0	O.K.
85 Direct Assigned Amort.	0	V190	0	0	0	0	0	0	0	O.K.
86										
87 Total Amortization Exp.	\$0		\$0	\$0	\$0	\$0	\$0	\$0	\$0	O.K.
88										
89 Total Depr. and Amort.	\$96,004		\$71,567	\$0	\$24,437	\$0	\$0	\$24,437	\$24,437	O.K.
90										
91 TOTAL NON-SPEC. OPER. EXP.	\$143,971		\$106,859	\$0	\$37,112	\$0	\$0	\$37,112	\$37,112	O.K.

Tri-County Telcom, Inc.

		Intrastate								
***** FCC PART 36 ***** Operating Expenses and Taxes		TOTAL COMPANY	Source/ Allocator	Interstate and Other	Message Telephone Service		Private Line		TOTAL INTRASTATE	
(A)	(B)	(C)	(D)	InterLATA	IntraLATA	InterLATA	IntraLATA	(I)		
105	CUSTOMER OPERATIONS EXPENSE:									
106										
107	Marketing, Allocable	\$5,843	G35	\$3,894	\$0	\$1,949	\$0	\$0	\$1,949	O.K.
108	Marketing, Direct	0	V192	0	0	0	0	0	0	O.K.
109										
110	Total Marketing Expense	\$5,843		\$3,894	\$0	\$1,949	\$0	\$0	\$1,949	O.K.
111										
112	Operator Service, Alloc.	\$0	G24	\$0	\$0	\$0	\$0	\$0	\$0	O.K.
113	Operator Service, Direct	0	V194	0	0	0	0	0	0	O.K.
114										
115	Total Operator Service	\$0		\$0	\$0	\$0	\$0	\$0	\$0	O.K.
116										
117	Classified Directory	\$0	V195	\$0	\$0	\$0	\$0	\$0	\$0	O.K.
118	Alphabetical Directory	1,044	G19	923	0	121	0	0	121	O.K.
119	Foreign Directory	42	G46	0	0	42	0	0	42	O.K.
120										
121	Total Directory	\$1,086		\$923	\$0	\$163	\$0	\$0	\$163	O.K.
122										
123	Bus. Ofc., EU Presubscription	\$4,792	G36	\$4,792	\$0	\$0	\$0	\$0	\$0	O.K.
124	Bus. Ofc., EU MTS & WATS	7,326	G37	5,924	0	1,402	0	0	1,402	O.K.
125	Bus. Ofc., EU Access, P/L & all Othe	0	G38	0	0	0	0	0	0	O.K.
126	Bus. Ofc., IXC Special Access	0	G39	0	0	0	0	0	0	O.K.
127	Bus. Ofc., IXC Switched Access	0	G40	0	0	0	0	0	0	O.K.
128	Bus. Ofc., IXC B & C Services	0	G41	0	0	0	0	0	0	O.K.
129	Coin Collect & Admin.	0	G42	0	0	0	0	0	0	O.K.
130										
131	Total Business Office	\$12,118		\$10,716	\$0	\$1,402	\$0	\$0	\$1,402	O.K.
132										
133	Cust. Svc., Direct	\$0	V205	\$0	\$0	\$0	\$0	\$0	\$0	O.K.
134	Cust. Serv., Msg. Process	0	G43	0	0	0	0	0	0	O.K.
135	Cust. Serv., Other B&C	12,526	G44	9,101	0	3,425	0	0	3,425	O.K.
136	Cust. Serv., CABS	17,819	G45	8,910	0	8,910	0	0	8,910	O.K.
137	Cust. Serv., EU Common Line	659	V209	659	0	0	0	0	0	O.K.
138										
139	Total Customer Service	\$31,004		\$18,670	\$0	\$12,334	\$0	\$0	\$12,334	O.K.
140										
141	Total Bus. Ofc., Cust. Serv.	\$43,122		\$29,386	\$0	\$13,736	\$0	\$0	\$13,736	O.K.
142										

Tri-County Telcom, Inc.

		Intrastate								
***** FCC PART 36 ***** Operating Expenses and Taxes		TOTAL COMPANY	Source/ Allocator	Interstate and Other	Message Telephone Service		Private Line		TOTAL INTRASTATE	
(A)	(B)	(C)	(D)	InterLATA	IntraLATA	InterLATA	IntraLATA	(I)		
156	Other Cust. Serv., Alloc.	\$3,703	H48	\$2,523	\$0	\$1,180	\$0	\$0	\$1,180	O.K.
157	Other Cust. Serv., Direct	25	V211	25	0	0	0	0	0	O.K.
158										
159	Total Other Cust. Serv.	\$3,728		\$2,548	\$0	\$1,180	\$0	\$0	\$1,180	O.K.
160										
161	TOTAL CUSTOMER OPER. EXP.	\$53,779		\$36,752	\$0	\$17,027	\$0	\$0	\$17,027	O.K.
162										
163										
164	"BIG-THREE" EXPENSES:									
165										
166	Total Plt. Spec., ex Support	\$119,886	44	\$80,061	\$0	\$39,825	\$0	\$0	\$39,825	O.K.
167	Total Network Oper. Exp.	47,967	68	35,292	0	12,675	0	0	12,675	O.K.
168	Total Customer Operations	53,779	161	36,752	0	17,027	0	0	17,027	O.K.
169										
170	TOTAL "BIG THREE" EXPENSES	\$221,632		\$152,105	\$0	\$69,527	\$0	\$0	\$69,527	O.K.
171										
172										
173	CORPORATE OPERATIONS EXPENSE:									
174										
175	Exec. and Planning, Alloc.	\$51,346	H50	\$35,238	\$0	\$16,108	\$0	\$0	\$16,108	O.K.
176	Exec. and Planning, Direct	0	V213	0	0	0	0	0	0	O.K.
177										
178	Total Exec. and Planning	\$51,346		\$35,238	\$0	\$16,108	\$0	\$0	\$16,108	O.K.
179										
180	Admin. & General, Allocable	\$177,713	H50	\$121,964	\$0	\$55,749	\$0	\$0	\$55,749	O.K.
181	Admin. & General, Direct	11,308	V231	0	0	11,308	0	0	11,308	O.K.
182										
183	Total Admin. and Gen.	\$189,021		\$121,964	\$0	\$67,057	\$0	\$0	\$67,057	O.K.
184										
185	TOTAL CORPORATE OPERATIONS	\$240,367		\$157,202	\$0	\$83,165	\$0	\$0	\$83,165	O.K.
186										
187										
188	NON-INCOME TAXES:									
189										
190	Non-income Taxes, Allocable	\$0	H36	\$0	\$0	\$0	\$0	\$0	\$0	O.K.
191	Non-income Taxes, Direct	27	V233	27	0	0	0	0	0	O.K.
192										
193	Total Non-income Taxes	\$27		\$27	\$0	\$0	\$0	\$0	\$0	O.K.
194										
195										
196	TOTAL OPER. EXP. AND TAXES	\$578,209		\$395,748	\$0	\$182,461	\$0	\$0	\$182,461	O.K.



Tri-County Telcom, Inc.

***** FCC PART 69 ***** IntraLATA Revenue Requirement Summary		Part 36 IntraLATA Total	Source	Common Line	Local Switching	Information	Common Transport	Billing and Collection	Other	
(A)	(B)	(C)	(D)	(E)	(F)	(G)	(H)	(I)		
13	Net Investment	\$131,229	K52	\$34,366	\$14,542	\$0	\$82,320	\$0	\$0	O.K.
14	Rate of Return	10.00%	B19	10.00%	10.00%	10.00%	10.00%	10.00%	10.00%	O.K.
15										
16	Return on Rate Base	\$13,123		\$3,437	\$1,454	\$0	\$8,232	\$0	\$0	O.K.
17										
18	AFUDC	0	N37	0	0	0	0	0	0	O.K.
19	ITC Amortization	0	N37	0	0	0	0	0	0	O.K.
20	Other Return Adjustments	0	Direct	0	0	0	0	0	0	O.K.
21										
22	Net Return	\$13,123		\$3,437	\$1,454	\$0	\$8,232	\$0	\$0	O.K.
23										
24	Interest Expense	828	N67	217	92	0	519	0	0	O.K.
25	Capitalized Payroll Taxes	0	N37	0	0	0	0	0	0	O.K.
26	Depreciation Adjustment	0	N37	0	0	0	0	0	0	O.K.
27	Other Income Adjustments	0	Direct	0	0	0	0	0	0	O.K.
28										
29	After Tax Income	\$12,295		\$3,220	\$1,362	\$0	\$7,713	\$0	\$0	O.K.
30										
31	State Income Taxes	\$0	29	0	0	0	0	0	0	O.K.
32	Federal Income Taxes	6,334	29	1,659	702	0	3,973	0	0	O.K.
33	Operating Expenses and Taxes	182,461	O195	23,297	47,180	374	101,347	10,263	0	O.K.
34	Uncollectibles	84	Direct	12	22	0	50	0	0	O.K.
35	Other Revenue Adjustments	0	Direct	0	0	0	0	0	0	O.K.
36										
37	Basis for Gross Receipts Tax	201,918	16+31+32+33	28,392	49,336	374	113,552	10,263	0	O.K.
38										
39										
40	Gross Receipts Tax	8,418	37	1,184	2,057	16	4,733	428	0	O.K.
41										
42										
43	TOTAL REVENUE REQUIREMENT	\$210,420		\$29,589	\$51,415	\$390	\$118,335	\$10,691	\$0	O.K.
44										

Tri-County Telcom, Inc.

***** FCC PART 69 ***** IntraLATA Investment Summary		Part 36 IntraLATA Total	Source	Common Line	Local Switching	Information	Common Transport	Billing and Collection	Other	
(A)	(B)	(C)	(D)	(E)	(F)	(G)	(H)	(I)		
13	Land and Support Assets	\$93,436	L25	\$4,093	\$44,414	\$0	\$44,929	\$0	\$0	O.K.
14										
15	Central Office Equipment	\$185,020	L70	\$10,246	\$111,194	\$0	\$63,580	\$0	\$0	O.K.
16	Info. Term./Orig. Equipment	0	L78	0	0	0	0	0	0	O.K.
17	Cable and Wire Facilities	144,205	L117	95,303	0	0	48,902	0	0	O.K.
18										
19	Total COE, IOT, C&WF	\$329,225		\$105,549	\$111,194	\$0	\$112,483	\$0	\$0	O.K.
20										
21	Total Tangible Assets	\$0	L141	\$0	\$0	\$0	\$0	\$0	\$0	O.K.
22										
23	Total Tele. Plt. ex Intang.	\$422,661		\$109,641	\$155,608	\$0	\$157,412	\$0	\$0	O.K.
24	Total Intangible Assets	11,392	L144	2,955	4,194	0	4,243	0	0	O.K.
25										
26	Total Plant In Service	\$434,053		\$112,597	\$159,802	\$0	\$161,654	\$0	\$0	O.K.
27	Total Plt. Held Future Use	0	L147	0	0	0	0	0	0	O.K.
28	Total ST PUC	0	L163	0	0	0	0	0	0	O.K.
29	Total LT PUC	0	L164	0	0	0	0	0	0	O.K.
30	Total Tel. Plt. Adjust.	0	L169	0	0	0	0	0	0	O.K.
31										
32	TOTAL TELEPHONE PLANT	\$434,053		\$112,597	\$159,802	\$0	\$161,654	\$0	\$0	O.K.
33										
34	less:									
35	Accum. Depr., Plt. in Serv.	305,093	M23	81,492	143,412	0	80,189	0	0	O.K.
36	Accum. Depr. PHFU	0	M27	0	0	0	0	0	0	O.K.
37	Accum. Amort. Tangible Plt.	0	M28	0	0	0	0	0	0	O.K.
38	Accum. Amort. Intangibles	0	M29	0	0	0	0	0	0	O.K.
39	Accum. Amort. Other	0	M30	0	0	0	0	0	0	O.K.
40	Accum. Def. Inc. Taxes, Net	4,883	M47	(1,407)	4,481	0	1,809	0	0	O.K.
41										
42	plus:									
43	Other Assets	0	Direct	0	0	0	0	0	0	O.K.
44										
45	NET TELEPHONE PLANT	\$124,076		\$32,511	\$11,909	\$0	\$79,656	\$0	\$0	O.K.
46	plus:									
47	Class B RTB Stock	0	L171	0	0	0	0	0	0	O.K.
48	Materials and Supplies	624	L173	162	230	0	232	0	0	O.K.
49	Cash Working Capital	6,528	L175	1,693	2,403	0	2,431	0	0	O.K.
50	Equal Access Investment	0	L177	0	0	0	0	0	0	O.K.
51										
52	NET INVESTMENT	\$131,229		\$34,366	\$14,542	\$0	\$82,320	\$0	\$0	O.K.
53										

Tri-County Telcom, Inc.

***** FCC PART 69 *****									
IntraLATA Investment Detail									
	Part 36 IntraLATA Total	Source or Apportion	Common Line	Local Switching	Information	Common Transport	Billing and Collection	Other	
(A)	(B)	(C)	(D)	(E)	(F)	(G)	(H)	(I)	
13	LAND AND SUPPORT ASSETS:								
14									
15	\$0	N28	0	0	0	0	0	0	O.K.
16	0	N28	0	0	0	0	0	0	O.K.
17									
18	\$0		\$0	\$0	\$0	\$0	\$0	\$0	O.K.
19									
20	\$93,436	N28	\$4,093	\$44,414	\$0	\$44,929	\$0	\$0	O.K.
21	0	N28	0	0	0	0	0	0	O.K.
22									
23	\$93,436		\$4,093	\$44,414	\$0	\$44,929	\$0	\$0	O.K.
24									
25	\$93,436		\$4,093	\$44,414	\$0	\$44,929	\$0	\$0	O.K.
26									
27	CENTRAL OFFICE EQUIPMENT:								
28									
29	\$0	(F)	0	0	0	0	0	0	O.K.
30	0	(I)	0	0	0	0	0	0	O.K.
31									
32	\$0		\$0	\$0	\$0	\$0	\$0	\$0	O.K.
33									
34	\$7,512	(G)	\$0	\$0	\$0	\$7,512	\$0	\$0	O.K.
35	0	Direct	0	0	0	0	0	0	O.K.
36									
37	\$7,512		\$0	\$0	\$0	\$7,512	\$0	\$0	O.K.
38									
39	\$111,194	(E)	\$0	\$111,194	\$0	\$0	\$0	\$0	O.K.
40	0	Direct	0	0	0	0	0	0	O.K.
41									
42	\$111,194		\$0	\$111,194	\$0	\$0	\$0	\$0	O.K.
43									
44	\$118,705		\$0	\$111,194	\$0	\$7,512	\$0	\$0	O.K.

Tri-County Telcom, Inc.

***** FCC PART 69 ***** IntraLATA Investment Detail		Part 36 IntraLATA Total	Source or Apportion	Common Line	Local Switching	Information	Common Transport	Billing and Collection	Other	
(A)	(B)	(C)	(D)	(E)	(F)	(G)	(H)	(I)		
58	COE Exch. Trunk	\$0	Direct	\$0	\$0	\$0	\$0	\$0	\$0	O.K.
59	COE Exch. Line - Message	10,246	(D)	10,246	0	0	0	0	0	O.K.
60	COE Exch. Line - PL etc.	0	(I)	0	0	0	0	0	0	O.K.
61	COE Exch. Line - Assigned	0	Direct	0	0	0	0	0	0	O.K.
62	COE Interexchange, Message	56,068	(G)	0	0	0	56,068	0	0	O.K.
63	COE Interexchange, PL	0	(I)	0	0	0	0	0	0	O.K.
64	COE Interexchange, Assigned	0	(G)	0	0	0	0	0	0	O.K.
65	COE H/R Message	0	(G)	0	0	0	0	0	0	O.K.
66	COE H/R Assigned	0	Direct	0	0	0	0	0	0	O.K.
67										
68	Total COE Transmission	\$66,314		\$10,246	\$0	\$0	\$56,068	\$0	\$0	O.K.
69										
70	Total Central Office Equip.	\$185,020		\$10,246	\$111,194	\$0	\$63,580	\$0	\$0	O.K.
71										
72	IOT EQUIPMENT:									
73										
74	Public Telephone	\$0	N43	\$0	\$0	\$0	\$0	\$0	\$0	O.K.
75	Coinless Pay Phone	0	(D)	0	0	0	0	0	0	O.K.
76	Customer Premises Equipment	0	N60	0	0	0	0	0	0	O.K.
77										
78	Total IOT Equipment	\$0		\$0	\$0	\$0	\$0	\$0	\$0	O.K.
79										
80	CABLE AND WIRE FACILITIES:									
81										
82	Exchange PL and WATS	\$0	(I)	\$0	\$0	\$0	\$0	\$0	\$0	O.K.
83	Exchange Message	95,303	(D)	95,303	0	0	0	0	0	O.K.
84	Exchange Assigned	0	Direct	0	0	0	0	0	0	O.K.
85										
86	Total Exchange Line C&WF	\$95,303		\$95,303	\$0	\$0	\$0	\$0	\$0	O.K.
87										
88	Exchange Trunk, Message	\$0	Direct	\$0	\$0	\$0	\$0	\$0	\$0	O.K.
89	Exchange Trunk, PL	0	Direct	0	0	0	0	0	0	O.K.
90										
91	Total Exchange Trunk C&WF	\$0		\$0	\$0	\$0	\$0	\$0	\$0	O.K.
92										
93	Interexchange Message	\$48,902	(G)	\$0	\$0	\$0	\$48,902	\$0	\$0	O.K.
94	Interexchange PL, WATS	0	(I)	0	0	0	0	0	0	O.K.
95	Interexchange Assigned	0	(G)	0	0	0	0	0	0	O.K.
96										
97	Total Interexchange C&WF	\$48,902		\$0	\$0	\$0	\$48,902	\$0	\$0	O.K.

Tri-County Telcom, Inc.

***** FCC PART 69 ***** IntraLATA Investment Detail		Part 36 IntraLATA Total	Source or Apportion	Common Line	Local Switching	Information	Common Transport	Billing and Collection	Other	
(A)	(B)	(C)	(D)	(E)	(F)	(G)	(H)	(I)		
111	H/R C&WF, Message	\$0	(G)	\$0	\$0	\$0	\$0	\$0	\$0	O.K.
112	H/R C&WF, WATS	0	(I)	0	0	0	0	0	0	O.K.
113	H/R C&WF, Assigned	0	Direct	0	0	0	0	0	0	O.K.
114										
115	Total Host/Remote C&WF	\$0		\$0	\$0	\$0	\$0	\$0	\$0	O.K.
116										
117	Total Cable and Wire Facil.	\$144,205		\$95,303	\$0	\$0	\$48,902	\$0	\$0	O.K.
118										
119	TANGIBLE ASSETS:									
120										
121	Land and Support Leases	\$0	N28	0	0	0	0	0	0	O.K.
122										
123	COE Operator Leases	\$0	32	\$0	\$0	\$0	\$0	\$0	\$0	O.K.
124	COE Tandem Switching Leases	0	34	0	0	0	0	0	0	O.K.
125	COE Local Switching Leases	0	39	0	0	0	0	0	0	O.K.
126	COE Transmission Leases	0	68	0	0	0	0	0	0	O.K.
127										
128	Total COE Leases	\$0		\$0	\$0	\$0	\$0	\$0	\$0	O.K.
129										
130	IOT Equipment Leases	\$0	78	0	0	0	0	0	0	O.K.
131										
132	C&WF Leases	\$0	117	0	0	0	0	0	0	O.K.
133										
134	Total Capital Leases	\$0		\$0	\$0	\$0	\$0	\$0	\$0	O.K.
135										
136	Leasehold Impr., Alloc.	\$0	N37	0	0	0	0	0	0	O.K.
137	Leasehold Impr., Direct	0	Direct	0	0	0	0	0	0	O.K.
138										
139	Total Leasehold Improvementsa	\$0		\$0	\$0	\$0	\$0	\$0	\$0	O.K.
140										
141	Total Tangible Assets	\$0		\$0	\$0	\$0	\$0	\$0	\$0	O.K.
142										
143										
144	TOTAL INTANGIBLE ASSETS	\$11,392	N37	\$2,955	\$4,194	\$0	\$4,243	\$0	\$0	O.K.
145										
146										
147	PROPERTY HELD FOR FUTURE U	\$0	N46	0	0	0	0	0	0	O.K.

Tri-County Telcom, Inc.

***** FCC PART 69 ***** IntraLATA Investment Detail		Part 36 IntraLATA Total						
(A)	(B)	(C)	(D)	(E)	(F)	(G)	(H)	(I)
	Source or Apportion	Common Line	Local Switching	Information	Common Transport	Billing and Collection	Other	
161	PLANT UNDER CONSTRUCTION:							
162	Short-term	\$0	\$0	\$0	\$0	\$0	\$0	O.K.
163	Long-term	0	0	0	0	0	0	O.K.
164								
165	Total Pll. Under Const.	\$0	\$0	\$0	\$0	\$0	\$0	O.K.
166								
167								
168	TELEPHONE PLANT ADJUSTMENT	\$0	\$0	\$0	\$0	\$0	\$0	O.K.
169								
170	CLASS B RTB STOCK	\$0	\$0	\$0	\$0	\$0	\$0	O.K.
171								
172	MATERIALS AND SUPPLIES	\$624	\$162	\$230	\$0	\$0	\$0	O.K.
173								
174	CASH WORKING CAPITAL	\$6,528	\$1,693	\$2,403	\$0	\$0	\$0	O.K.
175								
176	EQUAL ACCESS INVESTMENT	\$0	\$0	\$0	\$0	\$0	\$0	O.K.
177								

Tri-County Telcom, Inc.

\*\*\*\*\* FCC PART 69 \*\*\*\*\*  
 Part 36  
 IntraLATA Reserves and Deferrals

(A)	(B)	(C)	(D)	(E)	(F)	(G)	(H)	(I)
IntraLATA Total	Source or Apportion	Common Line	Local Switching	Information	Common Transport	Billing and Collection	Other	
13 ACCUM. DEPRECIATION, TPIS:								
14 Support Assets	\$34,796	N28	\$1,524	\$16,540	\$0	\$16,732	\$0	O.K.
15 COE Switching	135,443	L44	0	126,872	0	8,571	0	O.K.
16 COE Operator	0	L32	0	0	0	0	0	O.K.
17 COE Transmission	18,079	L68	2,793	0	0	15,286	0	O.K.
18 IOT Equipment	0	L78	0	0	0	0	0	O.K.
19 Cable and Wire Facilities	116,776	L117	77,175	0	0	39,601	0	O.K.
20 Other Plant	0	N37	0	0	0	0	0	O.K.
21 Total Accum. Depr., TPIS	\$305,093		\$81,492	\$143,412	\$0	\$80,189	\$0	O.K.
22 ACCUM. AMORTIZATION:								
23 Accum. Depreciation, PHFU	\$0	N37	\$0	\$0	\$0	\$0	\$0	O.K.
24 Accum. Amort., Tangible Inv.	0	N37	\$0	\$0	\$0	\$0	\$0	O.K.
25 Accum. Amort., Intang. Inv.	0	N37	\$0	\$0	\$0	\$0	\$0	O.K.
26 Accum. Amort., Other	0	N37	\$0	\$0	\$0	\$0	\$0	O.K.
27 Tot. Accum. Amortization	\$0		\$0	\$0	\$0	\$0	\$0	O.K.
28 Total Accum. Depr./Amort.	\$305,093		\$81,492	\$143,412	\$0	\$80,189	\$0	O.K.
29 ACCUM. DEF. INC. TAXES, NET:								
30 Support Assets	\$3,664	N28	\$161	\$1,742	\$0	\$1,762	\$0	O.K.
31 COE Switching	2,924	L44	0	2,739	0	185	0	O.K.
32 COE Operator	0	L32	0	0	0	0	0	O.K.
33 COE Transmission	870	L68	134	0	0	735	0	O.K.
34 IOT Equipment	0	L78	0	0	0	0	0	O.K.
35 Cable and Wire Fac.	(2,575)	L117	(1,702)	0	0	(873)	0	O.K.
36 Unclassified	0	N37	0	0	0	0	0	O.K.
37 Total Accum. Def. Inc. Taxes	\$4,883		(\$1,407)	\$4,481	\$0	\$1,809	\$0	O.K.

Tri-County Telcom, Inc.

***** FCC PART 69 ***** Apportionment Factors		Part 36 IntraLATA Total	Source	Common Line	Local Switching	Information	Common Transport	Billing and Collection	Other	
(A)	(B)	(C)	(D)	(E)	(F)	(G)	(H)	(I)		
13	Central Office Equipment	\$185,020	L70	\$10,246	\$111,194	\$0	\$63,580	\$0	\$0	O.K.
14	Info. Orig./Term. Eqpt.	0	L78	0	0	0	0	0	0	O.K.
15	C&W Facilities	144,205	L117	95,303	0	0	48,902	0	0	O.K.
16										
17	Total	\$329,225		\$105,549	\$111,194	\$0	\$112,483	\$0	\$0	O.K.
18	Factor	1.000000		0.320598	0.337743	0.000000	0.341659	0.000000	0.000000	O.K.
19										
20	Sum: Sw., Trans., Other	\$223,676	17	\$0	\$111,194	\$0	\$112,483	\$0	\$0	O.K.
21	Factor	1.000000		0.000000	0.497119	0.000000	0.502881	0.000000	0.000000	O.K.
22										
23	Central Office Equipment	\$185,020	L70	\$10,246	\$111,194	\$0	\$63,580	\$0	\$0	O.K.
24	Info. Orig./Term. Eqpt.	0	L78	0	0	0	0	0	0	O.K.
25	C&WF, Excl. Exch. Message	48,902	L117-83	0	0	0	48,902	0	0	O.K.
26										
27	Total	\$233,922		\$10,246	\$111,194	\$0	\$112,483	\$0	\$0	O.K.
28	Factor	1.000000		0.043800	0.475345	0.000000	0.480855	0.000000	0.000000	O.K.
29										
30	General Support Facilities	\$93,436	L25	\$4,093	\$44,414	\$0	\$44,929	\$0	\$0	O.K.
31	Central Office Equipment	185,020	13	10,246	111,194	0	63,580	0	0	O.K.
32	Info. Orig./Term. Eqpt.	0	14	0	0	0	0	0	0	O.K.
33	C&W Facilities	144,205	15	95,303	0	0	48,902	0	0	O.K.
34	Equal Access Investment	0	L177	0	0	0	0	0	0	O.K.
35										
36	Total	\$422,661		\$109,641	\$155,608	\$0	\$157,412	\$0	\$0	O.K.
37	Factor	1.000000		0.259407	0.368162	0.000000	0.372430	0.000000	0.000000	O.K.
38										
39	Sum: Com. Ln., Sw., Trans.	\$422,661	36	\$109,641	\$155,608	\$0	\$157,412	\$0	\$0	O.K.
40	Factor	1.000000		0.259407	0.368162	0.000000	0.372430	0.000000	0.000000	O.K.
41										
42	COE Cat. 2 Factor	1.000000	Direct	0.000000	0.000000	0.000000	1.000000	0.000000	0.000000	O.K.
43	IOT Cat. 1 Factor	1.000000	Direct	1.000000	0.000000	0.000000	0.000000	0.000000	0.000000	O.K.
44										
45	Total TPIS	\$434,053	K26	\$112,597	\$159,802	\$0	\$161,654	\$0	\$0	O.K.
46	Factor	1.000000		0.259407	0.368162	0.000000	0.372430	0.000000	0.000000	O.K.



Tri-County Telcom, Inc.

		Part 36 IntraLATA Total							
(A) ***** FCC PART 69 ***** Apportionment Factors		(B)	(C)	(D)	(E)	(F)	(G)	(H)	(I)
		Source	Common Line	Local Switching	Information	Common Transport	Billing and Collection	Other	
60	Interstate Equiv. Factor	Direct	0.000000	0.000000	0.000000	0.000000	0.000000	0.000000	O.K.
61	Wtd. Std. Work Seconds	Direct	1.000000	0.000000	0.000000	0.000000	0.000000	0.000000	O.K.
62	"BIG THREE" Expenses	O171	\$74,859	\$16,036	\$176	\$44,568	\$5,236	\$0	O.K.
64	Factor		1.000000	0.214218	0.002355	0.595222	0.069950	0.000000	
65	Net Investment	J13	\$131,229	\$14,542	\$0	\$82,320	\$0	\$0	O.K.
67	Factor		1.000000	0.110818	0.000000	0.627301	0.000000	0.000000	O.K.
									0

Tri-County Telcom, Inc.

***** FCC PART 69 ***** Operating Expenses and Taxes		Part 36 IntraLATA Total	Apportion	Common Line	Local Switching	Information	Common Transport	Billing and Collection	Other	
(A)	(B)	(C)	(D)	(E)	(F)	(G)	(H)	(I)		
13	PLANT SPEC. OPER. EXPENSE:									
14										
15	Network Support, Alloc.	\$2,468	N37	\$640	\$909	\$0	\$919	\$0	\$0	O.K.
16	Network Support, Direct	0	Direct	0	0	0	0	0	0	O.K.
17										
18	Total Network Support Exp.	\$2,468		\$640	\$909	\$0	\$919	\$0	\$0	O.K.
19										
20	General Support, Alloc.	\$2,864	N30	\$125	\$1,361	\$0	\$1,377	\$0	\$0	O.K.
21	General Support, Direct	0	Direct	0	0	0	0	0	0	O.K.
22										
23	Total General Support Exp.	\$2,864		\$125	\$1,361	\$0	\$1,377	\$0	\$0	O.K.
24										
25	Central Office Eq., Alloc.	\$6,594	N31	\$365	\$3,963	\$0	\$2,266	\$0	\$0	O.K.
26	Central Office Eq., Direct	0	Direct	0	0	0	0	0	0	O.K.
27										
28	Total COE Exp.	\$6,594		\$365	\$3,963	\$0	\$2,266	\$0	\$0	O.K.
29										
30	Cust. Premises Equip.	\$0	L76	\$0	\$0	\$0	\$0	\$0	\$0	O.K.
31	Other IOT	0	N43	0	0	0	0	0	0	O.K.
32	IOT Direct	0	Direct	0	0	0	0	0	0	O.K.
33										
34	Total IOT Exp.	\$0		\$0	\$0	\$0	\$0	\$0	\$0	O.K.
35										
36	Cable & Wire, Alloc.	\$4,770	N33	\$3,153	\$0	\$0	\$1,618	\$0	\$0	O.K.
37	Cable & Wire, Direct	28,461	Direct	0	0	0	28,461	0	0	O.K.
38										
39	Total C&WF Exp.	\$33,232		\$3,153	\$0	\$0	\$30,079	\$0	\$0	O.K.
40										
41	TOTAL PLT. SPEC. OPER. EXP.	\$45,157		\$4,283	\$6,233	\$0	\$34,641	\$0	\$0	O.K.
42										
43	TOTAL PLT. SPEC., ex SUPPORT	\$39,825		\$3,518	\$3,963	\$0	\$32,345	\$0	\$0	O.K.

Tri-County Telcom, Inc.

***** FCC PART 69 ***** Operating Expenses and Taxes	Part 36 IntraLATA Total	Apportion	Common Line	Local Switching	Information	Common Transport	Billing and Collection	Other	
(A)	(B)	(C)	(D)	(E)	(F)	(G)	(H)	(I)	
57 NON-SPECIFIC OPER. EXP.:									
58									
59 Oth. Plt. and Equip., Alloc.	\$0	N18	\$0	\$0	\$0	\$0	\$0	\$0	O.K.
60 Oth. Plt. and Equip., Direct	0	Direct	0	0	0	0	0	0	O.K.
61									
62 Total Oth. Plt. & Equip.	\$0		\$0	\$0	\$0	\$0	\$0	\$0	O.K.
63									
64 Network Operations, Alloc.	\$12,675	N18	\$4,063	\$4,281	\$0	\$4,330	\$0	\$0	O.K.
65 Network Operations, Direct	0	Direct	0	0	0	0	0	0	O.K.
66									
67 Total Network Oper. Exp.	\$12,675		\$4,063	\$4,281	\$0	\$4,330	\$0	\$0	O.K.
68									
69 Total Access Expenses	\$0	Direct	\$0	\$0	\$0	\$0	\$0	\$0	O.K.
70									
71 Depr., Support Assets	\$5,612	L23	\$246	\$2,668	\$0	\$2,699	\$0	\$0	O.K.
72 Depr., COE Switching	11,186	L44	0	10,479	0	708	0	0	O.K.
73 Depr., COE Operator	0	L32	0	0	0	0	0	0	O.K.
74 Depr., COE Transmission	1,548	L68	239	0	0	1,309	0	0	O.K.
75 Depr., IOT Equipment	0	L78	0	0	0	0	0	0	O.K.
76 Depr., C&W Facilities	6,090	L117	4,025	0	0	2,065	0	0	O.K.
77 Depr., PHFU	0	L147	0	0	0	0	0	0	O.K.
78									
79 Total Depreciation Expense	\$24,437		\$4,510	\$13,146	\$0	\$6,781	\$0	\$0	O.K.
80									
81 Amort., Tangible Assets	\$0	L141	\$0	\$0	\$0	\$0	\$0	\$0	O.K.
82 Amort., Intangible Assets	0	L144	0	0	0	0	0	0	O.K.
83 Other Amortization	0	Direct	0	0	0	0	0	0	O.K.
84 Direct Assigned Amort.	0	Direct	0	0	0	0	0	0	O.K.
85									
86 Total Amortization Exp.	\$0		\$0	\$0	\$0	\$0	\$0	\$0	O.K.
87									
88 Total Depr. and Amort.	\$24,437		\$4,510	\$13,146	\$0	\$6,781	\$0	\$0	O.K.
89									
90 TOTAL NON-SPEC. OPER. EXP.	\$37,112		\$8,573	\$17,427	\$0	\$11,111	\$0	\$0	O.K.

Tri-County Telcom, Inc.

***** FCC PART 69 ***** Operating Expenses and Taxes	Part 36 IntraLATA Total	Apportion	Common Line	Local Switching	Information	Common Transport	Billing and Collection	Other	
(A)	(B)	(C)	(D)	(E)	(F)	(G)	(H)	(I)	
104 CUSTOMER OPERATIONS EXPENSE:									
105									
106 Marketing, Allocable	\$1,949	N37	\$506	\$717	\$0	\$726	\$0	\$0	O.K.
107 Marketing, Direct	0	Direct	0	0	0	0	0	0	O.K.
108									
109 Total Marketing Expense	\$1,949		\$506	\$717	\$0	\$726	\$0	\$0	O.K.
110									
111 Operator Service, Alloc.	\$0	N61	\$0	\$0	\$0	\$0	\$0	\$0	O.K.
112 Operator Service, Direct	0	Direct	0	0	0	0	0	0	O.K.
113									
114 Total Operator Service	\$0		\$0	\$0	\$0	\$0	\$0	\$0	O.K.
115									
116 Classified Directory	\$0	Direct	\$0	\$0	\$0	\$0	\$0	\$0	O.K.
117 Alphabetical Directory	121	(F)	0	0	121	0	0	0	O.K.
118 Foreign Directory	42	Direct	0	0	42	0	0	0	O.K.
119									
120 Total Directory	\$163		\$0	\$0	\$163	\$0	\$0	\$0	O.K.
121									
122 Bus. Ofc., EU Presubscription	0	N40	\$0	\$0	\$0	\$0	\$0	\$0	O.K.
123 Bus. Ofc., Reserved	0	(I)	0	0	0	0	0	0	O.K.
124 Bus. Ofc., EU Access PL & All Other	0	(H)	0	0	0	0	0	0	O.K.
125 Bus. Ofc., EU Message	1,402	(H)	0	0	0	0	1,402	0	O.K.
126 Bus. Ofc., EU Reserved	0	(I)	0	0	0	0	0	0	O.K.
127 Bus. Ofc., IX Special Access	0	(I)	0	0	0	0	0	0	O.K.
128 Bus. Ofc., IX Switched Access	0	N40	0	0	0	0	0	0	O.K.
129 Bus. Ofc., IX Billing and Collection	0	(H)	0	0	0	0	0	0	O.K.
130 Bus. Ofc., Coin Collection & Administ	0	(D)	0	0	0	0	0	0	O.K.
131 Bus. Ofc., Reserved	0	(I)	0	0	0	0	0	0	O.K.
132									
133 Total Business Office	\$1,402		\$0	\$0	\$0	\$0	\$1,402	\$0	O.K.
134									
135 Cust. Serv., Msg. Process	\$0	(H)	0	0	0	0	0	0	O.K.
136 Cust. Serv., Other B&C	3,425	(H)	0	0	0	0	3,425	0	O.K.
137 Cust. Serv., CABS	8,910	N21	0	4,429	0	4,480	0	0	O.K.
138 Cust. Serv., EU Common Line	0	(H)	0	0	0	0	0	0	O.K.
139									
140 Total Customer Service	\$12,334		\$0	\$4,429	\$0	\$4,480	\$3,425	\$0	O.K.
141									
142 Total BO, CS, OS, Dir.	\$13,899		\$0	\$4,429	\$163	\$4,480	\$4,827	\$0	O.K.

Tri-County Telcom, Inc.

Part 36 IntraLATA Total		Operating Expenses and Taxes		Apportion		Common Line		Local Switching		Information		Common Transport		Billing and Collection		Other	
(A)		(B)		(C)		(D)		(E)		(F)		(G)		(H)		(I)	
158	Other Cust. Serv., Alloc.	\$1,180	0	142	\$0	\$376	\$14	\$380	\$410	\$0	\$0	\$0	\$0	\$0	O.K.		
159	Other Cust. Serv., Direct	0	0	Direct	0	0	0	0	0	0	0	0	0	0	O.K.		
160	Total Other Cust. Serv.	\$1,180	\$0		\$0	\$376	\$14	\$380	\$410	\$0	\$0	\$0	\$0	\$0	O.K.		
162	TOTAL CUSTOMER OPER. EXP.	\$17,027	\$506		\$506	\$5,522	\$176	\$5,586	\$5,236	\$0	\$0	\$5,236	\$0	\$0	O.K.		
164	"BIG-THREE" EXPENSES:																
166	Total Pkt. Specific Exp.	\$45,157	\$4,283	41	\$4,283	\$6,233	\$0	\$4,641	\$0	\$0	\$0	\$4,641	\$0	\$0	O.K.		
167	Total Pkt Non-specific Exp.	12,675	4,083	62 + 67 + 69	4,083	4,281	0	4,330	0	0	0	4,330	0	0	O.K.		
168	Total Customer Operations	17,027	506	163	506	5,522	176	5,586	5,236	176	176	5,236	0	0	O.K.		
169	TOTAL "BIG THREE" EXPENSES	\$74,859	\$8,852		\$8,852	\$16,036	\$176	\$16,558	\$16,036	\$176	\$176	\$16,558	\$0	\$0	O.K.		
171	CORPORATE OPERATIONS EXPENSE:																
172	Exec. and Planning, Alloc.	\$16,108	\$1,905	N64	\$1,905	\$3,451	\$38	\$9,588	\$1,127	\$38	\$38	\$9,588	\$0	\$0	O.K.		
173	Exec. and Planning, Direct	0	0	Direct	0	0	0	0	0	0	0	0	0	0	O.K.		
174	Total Exec. and Planning	\$16,108	\$1,905		\$1,905	\$3,451	\$38	\$9,588	\$1,127	\$38	\$38	\$9,588	\$0	\$0	O.K.		
175	Admin. & General, Allocable	\$55,749	\$6,592	N64	\$6,592	\$11,943	\$131	\$33,183	\$3,900	\$131	\$131	\$33,183	\$0	\$0	O.K.		
176	Admin. & General, Direct	11,308	1,438	Direct	1,438	2,605	29	7,237	0	29	29	7,237	0	0	O.K.		
177	Total Admin. and Gen.	\$67,057	\$8,030		\$8,030	\$14,547	\$160	\$40,420	\$3,900	\$160	\$160	\$40,420	\$0	\$0	O.K.		
178	TOTAL CORPORATE OPERATIONS	\$83,165	\$9,935		\$9,935	\$17,998	\$198	\$50,008	\$5,026	\$198	\$198	\$50,008	\$0	\$0	O.K.		
180	NON-INCOME TAXES:																
181	Non-income Taxes, Allocable	\$0	\$0	N37	\$0	\$0	\$0	\$0	\$0	\$0	\$0	\$0	\$0	\$0	O.K.		
182	Non-income Taxes, Direct	0	0	Direct	0	0	0	0	0	0	0	0	0	0	O.K.		
183	Total Non-income Taxes	\$0	\$0		\$0	\$0	\$0	\$0	\$0	\$0	\$0	\$0	\$0	\$0	O.K.		
184	TOTAL OPER. EXP. AND TAXES	\$182,461	\$23,297		\$23,297	\$47,180	\$374	\$101,347	\$10,263	\$374	\$374	\$101,347	\$0	\$0	O.K.		

Tri-County Telcom, Inc.

***** FCC PART 69 ***** InterLATA Revenue Requirement Summary		Part 36 InterLATA Total	Source	Common Line	Local Switching	Information	Common Transport	Billing and Collection	Other	
(A)	(B)	(C)	(D)	(E)	(F)	(G)	(H)	(I)		
13	Net Investment	\$0	Q52	\$0	\$0	\$0	\$0	\$0	\$0	O.K.
14	Rate of Return	10.00%	B19	10.00%	10.00%	10.00%	10.00%	10.00%	10.00%	O.K.
15										
16	Return on Rate Base	\$0		\$0	\$0	\$0	\$0	\$0	\$0	O.K.
17										
18	AFUDC	\$0	T37	0	0	0	0	0	0	O.K.
19	ITC Amortization	0	T37	0	0	0	0	0	0	O.K.
20	Other Return Adjustments	0	Direct	0	0	0	0	0	0	O.K.
21										
22	Net Return	\$0		\$0	\$0	\$0	\$0	\$0	\$0	O.K.
23										
24	Interest Expense	\$0	T67	0	0	0	0	0	0	O.K.
25	Capitalized Payroll Taxes	0	T37	0	0	0	0	0	0	O.K.
26	Depreciation Adjustment	0	T37	0	0	0	0	0	0	O.K.
27	Other Income Adjustments	0	Direct	0	0	0	0	0	0	O.K.
28										
29	After Tax Income	\$0		\$0	\$0	\$0	\$0	\$0	\$0	O.K.
30										
31	State Income Taxes	\$0	29	\$0	\$0	\$0	\$0	\$0	\$0	O.K.
32	Federal Income Taxes	0	29	0	0	0	0	0	0	O.K.
33	Operating Expenses and Taxes	0	U195	0	0	0	0	0	0	O.K.
34	Uncollectibles	0	Direct	0	0	0	0	0	0	O.K.
35	Other Revenue Adjustments	0	Direct	0	0	0	0	0	0	O.K.
36										
37	Basis for Gross Receipts Tax	0	16+31+32+33	0	0	0	0	0	0	O.K.
38										
39										
40	Gross Receipts Tax	0	37	0	0	0	0	0	0	O.K.
41										
42										
43	TOTAL REVENUE REQUIREMENT	\$0		\$0	\$0	\$0	\$0	\$0	\$0	O.K.
44										

Tri-County Telcom, Inc.

***** FCC PART 69 ***** InterLATA Investment Summary		Part 36 InterLATA Total	Source	Common Line	Local Switching	Information	Common Transport	Billing and Collection	Other	
(A)	(B)	(C)	(D)	(E)	(F)	(G)	(H)	(I)		
13 Land and Support Assets	\$0	R25	\$0	\$0	\$0	\$0	\$0	\$0	\$0	O.K.
14										
15 Central Office Equipment	\$0	R70	\$0	\$0	\$0	\$0	\$0	\$0	\$0	O.K.
16 Info. Term./Orig. Equipment	0	R78	0	0	0	0	0	0	0	O.K.
17 Cable and Wire Facilities	0	R117	0	0	0	0	0	0	0	O.K.
18										
19 Total COE, IOT, C&WF	\$0		\$0	\$0	\$0	\$0	\$0	\$0	\$0	O.K.
20										
21 Total Tangible Assets	\$0	R141	\$0	\$0	\$0	\$0	\$0	\$0	\$0	O.K.
22										
23 Total Tele. Plt. ex Intang.	\$0		\$0	\$0	\$0	\$0	\$0	\$0	\$0	O.K.
24 Total Intangible Assets	0	R144	0	0	0	0	0	0	0	O.K.
25										
26 Total Plant In Service	\$0		\$0	\$0	\$0	\$0	\$0	\$0	\$0	O.K.
27 Total Plt. Held Future Use	0	R147	0	0	0	0	0	0	0	O.K.
28 Total ST PUC	0	R163	0	0	0	0	0	0	0	O.K.
29 Total LT PUC	0	R164	0	0	0	0	0	0	0	O.K.
30 Total Tel. Plt. Adjust.	0	R169	0	0	0	0	0	0	0	O.K.
31										
32 TOTAL TELEPHONE PLANT	\$0		\$0	\$0	\$0	\$0	\$0	\$0	\$0	O.K.
33										
34 less:										
35 Accum. Depr., Plt. in Serv.	0	S23	0	0	0	0	0	0	0	O.K.
36 Accum. Depr. PHFU	0	S27	0	0	0	0	0	0	0	O.K.
37 Accum. Amort. Tangible Plt.	0	S28	0	0	0	0	0	0	0	O.K.
38 Accum. Amort. Intangibles	0	S29	0	0	0	0	0	0	0	O.K.
39 Accum. Amort. Other	0	S30	0	0	0	0	0	0	0	O.K.
40 Accum. Def. Inc. Taxes, Net	0	S47	0	0	0	0	0	0	0	O.K.
41										
42 plus:										
43 Other Assets	0	Direct	0	0	0	0	0	0	0	O.K.
44										
45 NET TELEPHONE PLANT	\$0		\$0	\$0	\$0	\$0	\$0	\$0	\$0	O.K.
46 plus:										
47 Class B RTB Stock	0	R171	0	0	0	0	0	0	0	O.K.
48 Materials and Supplies	0	R173	0	0	0	0	0	0	0	O.K.
49 Cash Working Capital	0	R175	0	0	0	0	0	0	0	O.K.
50 Equal Access Investment	0	R177	0	0	0	0	0	0	0	O.K.
51										
52 NET INVESTMENT	\$0		\$0	\$0	\$0	\$0	\$0	\$0	\$0	O.K.
53										

Tri-County Telcom, Inc.

***** FCC PART 69 ***** InterLATA Investment Detail		Part 36 InterLATA Total	Source or Apportion (C)	Common Line (D)	Local Switching (E)	Information (F)	Common Transport (G)	Billing and Collection (H)	Other (I)	
(A)	(B)									
13 LAND AND SUPPORT ASSETS:										
14 Land Assets, Message	\$0	T28	\$0	\$0	\$0	\$0	\$0	\$0	\$0	O.K.
15 Land Assets, Private Line	0	T28	0	0	0	0	0	0	0	O.K.
16 Total Land Assets	\$0		\$0	\$0	\$0	\$0	\$0	\$0	\$0	O.K.
17 Support Assets, Message	0	T28	\$0	\$0	\$0	\$0	\$0	\$0	\$0	O.K.
18 Support Assets, Private Line	0	T28	0	0	0	0	0	0	0	O.K.
19 Total Support Assets	\$0		\$0	\$0	\$0	\$0	\$0	\$0	\$0	O.K.
20 Total Land and Supp. Assets	\$0		\$0	\$0	\$0	\$0	\$0	\$0	\$0	O.K.
21										
22										
23										
24										
25										
26										
27 CENTRAL OFFICE EQUIPMENT:										
28 Operator Sys., DA	\$0	(F)	\$0	\$0	\$0	\$0	\$0	\$0	\$0	O.K.
29 Operator Sys., Other	0	(I)	0	0	0	0	0	0	0	O.K.
30 Total Operator Systems	\$0		\$0	\$0	\$0	\$0	\$0	\$0	\$0	O.K.
31 Tandem Switching	\$0	(G)	\$0	\$0	\$0	\$0	\$0	\$0	\$0	O.K.
32 Tandem Assigned	0	Direct	0	0	0	0	0	0	0	O.K.
33 Total Tandem Switching	\$0		\$0	\$0	\$0	\$0	\$0	\$0	\$0	O.K.
34 Local Switching	\$0	(E)	\$0	\$0	\$0	\$0	\$0	\$0	\$0	O.K.
35 Local Assigned	0	Direct	0	0	0	0	0	0	0	O.K.
36 Total Local Switching	\$0		\$0	\$0	\$0	\$0	\$0	\$0	\$0	O.K.
37										
38										
39										
40										
41										
42										
43										
44										



***** FCC PART 69 *****									
Part 36 InterLATA Investment Detail									
(A)	(B)	(C)	(D)	(E)	(F)	(G)	(H)	(I)	
InterLATA Investment Detail	Total	Source or Apportion	Common Line	Local Switching	Information	Common Transport	Billing and Collection	Other	
COE Exch. Trunk	\$0	Direct	\$0	\$0	\$0	\$0	\$0	\$0	O.K.
COE Exch. Line - Message	0	(D)	0	0	0	0	0	0	O.K.
COE Exch. Line - PL etc.	0	(I)	0	0	0	0	0	0	O.K.
COE Exch. Line - Assigned	0	Direct	0	0	0	0	0	0	O.K.
COE Interexchange, Message	0	(G)	0	0	0	0	0	0	O.K.
COE Interexchange, PL	0	(I)	0	0	0	0	0	0	O.K.
COE Interexchange, Assigned	0	(G)	0	0	0	0	0	0	O.K.
COE H/R Message	0	(G)	0	0	0	0	0	0	O.K.
COE H/R Assigned	0	Direct	0	0	0	0	0	0	O.K.
Total COE Transmission	\$0		\$0	\$0	\$0	\$0	\$0	\$0	O.K.
Total Central Office Equip.	\$0		\$0	\$0	\$0	\$0	\$0	\$0	O.K.
IOT EQUIPMENT:									
Public Telephone	\$0	T43	\$0	\$0	\$0	\$0	\$0	\$0	O.K.
Coinless Pay Phone	0	(D)	0	0	0	0	0	0	O.K.
Customer Premises Equipment	0	T60	0	0	0	0	0	0	O.K.
Total IOT Equipment	\$0		\$0	\$0	\$0	\$0	\$0	\$0	O.K.
CABLE AND WIRE FACILITIES:									
Exchange PL and WATS	\$0	(I)	\$0	\$0	\$0	\$0	\$0	\$0	O.K.
Exchange Message	0	(D)	0	0	0	0	0	0	O.K.
Exchange Assigned	0	Direct	0	0	0	0	0	0	O.K.
Total Exchange Line C&WF	\$0		\$0	\$0	\$0	\$0	\$0	\$0	O.K.
Exchange Trunk, Message	\$0	Direct	\$0	\$0	\$0	\$0	\$0	\$0	O.K.
Exchange Trunk, PL	0	Direct	0	0	0	0	0	0	O.K.
Total Exchange Trunk C&WF	\$0		\$0	\$0	\$0	\$0	\$0	\$0	O.K.
Interexchange Message	\$0	(G)	\$0	\$0	\$0	\$0	\$0	\$0	O.K.
Interexchange PL, WATS	0	(I)	0	0	0	0	0	0	O.K.
Interexchange Assigned	0	(G)	0	0	0	0	0	0	O.K.
Total Interexchange C&WF	\$0		\$0	\$0	\$0	\$0	\$0	\$0	O.K.

Tri-County Telcom, Inc.

***** FCC PART 69 ***** InterLATA Investment Detail		Part 36 InterLATA Total	Source or Apportion	Common Line	Local Switching	Information	Common Transport	Billing and Collection	Other	
(A)	(B)	(C)	(D)	(E)	(F)	(G)	(H)	(I)		
111	H/R C&WF, Message	\$0	(G)	\$0	\$0	\$0	\$0	\$0	\$0	O.K.
112	H/R C&WF, WATS	0	(I)	0	0	0	0	0	0	O.K.
113	H/R C&WF, Assigned	0	Direct	0	0	0	0	0	0	O.K.
114										
115	Total Host/Remote C&WF	\$0		\$0	\$0	\$0	\$0	\$0	\$0	O.K.
116										
117	Total Cable and Wire Facil.	\$0		\$0	\$0	\$0	\$0	\$0	\$0	O.K.
118										
119	TANGIBLE ASSETS:									
120										
121	Land and Support Leases	\$0	T28	\$0	\$0	\$0	\$0	\$0	\$0	O.K.
122										
123	COE Operator Leases	\$0	32	\$0	\$0	\$0	\$0	\$0	\$0	O.K.
124	COE Tandem Switching Leases	0	34	0	0	0	0	0	0	O.K.
125	COE Local Switching Leases	0	39	0	0	0	0	0	0	O.K.
126	COE Transmission Leases	0	68	0	0	0	0	0	0	O.K.
127										
128	Total COE Leases	\$0		\$0	\$0	\$0	\$0	\$0	\$0	O.K.
129										
130	IOT Equipment Leases	\$0	78	\$0	\$0	\$0	\$0	\$0	\$0	O.K.
131										
132	C&WF Leases	\$0	117	\$0	\$0	\$0	\$0	\$0	\$0	O.K.
133										
134	Total Capital Leases	\$0		\$0	\$0	\$0	\$0	\$0	\$0	O.K.
135										
136	Leasehold Impr., Alloc.	\$0	T37	\$0	\$0	\$0	\$0	\$0	\$0	O.K.
137	Leasehold Impr., Direct	0	Direct	0	0	0	0	0	0	O.K.
138										
139	Total Leasehold Improvementsa	\$0		\$0	\$0	\$0	\$0	\$0	\$0	O.K.
140										
141	Total Tangible Assets	\$0		\$0	\$0	\$0	\$0	\$0	\$0	O.K.
142										
143										
144	TOTAL INTANGIBLE ASSETS	\$0	T37	\$0	\$0	\$0	\$0	\$0	\$0	O.K.
145										
146										
147	PROPERTY HELD FOR FUTURE U	\$0	T46	\$0	\$0	\$0	\$0	\$0	\$0	O.K.

Tri-County Telcom, Inc.

***** FCC PART 69 ***** InterLATA Investment Detail		Part 36 InterLATA Total	Source or Apportion	Common Line	Local Switching	Information	Common Transport	Billing and Collection	Other	
(A)	(B)	(C)	(D)	(E)	(F)	(G)	(H)	(I)		
161	PLANT UNDER CONSTRUCTION:									
162										
163	Short-term	\$0	T46	\$0	\$0	\$0	\$0	\$0	\$0	O.K.
164	Long-term	0	T46	0	0	0	0	0	0	O.K.
165										
166	Total Plt. Under Const.	\$0		\$0	\$0	\$0	\$0	\$0	\$0	O.K.
167										
168										
169	TELEPHONE PLANT ADJUSTMENT	\$0	T46	\$0	\$0	\$0	\$0	\$0	\$0	O.K.
170										
171	CLASS B RTB STOCK	\$0	T37	\$0	\$0	\$0	\$0	\$0	\$0	O.K.
172										
173	MATERIALS AND SUPPLIES	\$0	T37	\$0	\$0	\$0	\$0	\$0	\$0	O.K.
174										
175	CASH WORKING CAPITAL	\$0	T37	\$0	\$0	\$0	\$0	\$0	\$0	O.K.
176										
177	EQUAL ACCESS INVESTMENT	\$0	Direct	\$0	\$0	\$0	\$0	\$0	\$0	O.K.

Tri-County Telcom, Inc.

***** FCC PART 69 *****										
InterLATA Reserves and Deferrals										
	Part 36 InterLATA Total	Source or Apportion	Common Line	Local Switching	Information	Common Transport	Billing and Collection	Other		
(A)	(B)	(C)	(D)	(E)	(F)	(G)	(H)	(I)		
13	ACCUM. DEPRECIATION, TPIS:									
14										
15	Support Assets	\$0	T28	\$0	\$0	\$0	\$0	\$0	\$0	O.K.
16	COE Switching	0	R44	0	0	0	0	0	0	O.K.
17	COE Operator	0	R32	0	0	0	0	0	0	O.K.
18	COE Transmission	0	R68	0	0	0	0	0	0	O.K.
19	IOT Equipment	0	R78	0	0	0	0	0	0	O.K.
20	Cable and Wire Facilities	0	R117	0	0	0	0	0	0	O.K.
21	Other Plant	0	T37	0	0	0	0	0	0	O.K.
22										
23	Total Accum. Depr., TPIS	\$0		\$0	\$0	\$0	\$0	\$0	\$0	O.K.
24										
25	ACCUM. AMORTIZATION:									
26										
27	Accum. Depreciation, PHFU	0	T37	\$0	\$0	\$0	\$0	\$0	\$0	O.K.
28	Accum. Amort., Tangible Inv.	0	T37	0	0	0	0	0	0	O.K.
29	Accum. Amort., Intang. Inv.	0	T37	0	0	0	0	0	0	O.K.
30	Accum. Amort., Other	0	T37	0	0	0	0	0	0	O.K.
31										
32	Tot. Accum. Amortization	\$0		\$0	\$0	\$0	\$0	\$0	\$0	O.K.
33										
34	Total Accum. Depr./Amort.	\$0		\$0	\$0	\$0	\$0	\$0	\$0	O.K.
35										
36										
37	ACCUM. DEF. INC. TAXES, NET:									
38										
39	Support Assets	\$0	T28	\$0	\$0	\$0	\$0	\$0	\$0	O.K.
40	COE Switching	0	R44	0	0	0	0	0	0	O.K.
41	COE Operator	0	R32	0	0	0	0	0	0	O.K.
42	COE Transmission	0	R68	0	0	0	0	0	0	O.K.
43	IOT Equipment	0	R78	0	0	0	0	0	0	O.K.
44	Cable and Wire Fac.	0	R117	0	0	0	0	0	0	O.K.
45	Unclassified	0	T37	0	0	0	0	0	0	O.K.
46										
47	Total Accum. Def. Inc. Taxes	\$0		\$0	\$0	\$0	\$0	\$0	\$0	O.K.

Tri-County Telcom, Inc.

***** FCC PART 69 ***** Apportionment Factors		Part 36 InterLATA Total	Source	Common Line	Local Switching	Information	Common Transport	Billing and Collection	Other	
(A)	(B)	(C)	(D)	(E)	(F)	(G)	(H)	(I)		
13	Central Office Equipment	\$0	R70	\$0	\$0	\$0	\$0	\$0	\$0	O.K.
14	Info. Orig./Term. Eqpt.	0	R78	0	0	0	0	0	0	O.K.
15	C&W Facilities	0	R117	0	0	0	0	0	0	O.K.
16										
17	Total	\$0		\$0	\$0	\$0	\$0	\$0	\$0	O.K.
18	Factor	0.000000		0.000000	0.000000	0.000000	0.000000	0.000000	0.000000	O.K.
19										
20	Sum: Sw., Trans., Other	\$0	17	\$0	\$0	\$0	\$0	\$0	\$0	O.K.
21	Factor	0.000000		0.000000	0.000000	0.000000	0.000000	0.000000	0.000000	O.K.
22										
23	Central Office Equipment	\$0	R70	\$0	\$0	\$0	\$0	\$0	\$0	O.K.
24	Info. Orig./Term. Eqpt.	0	R78	0	0	0	0	0	0	O.K.
25	C&WF, Excl. Exch. Message	0	R117-83	0	0	0	0	0	0	O.K.
26										
27	Total	\$0		\$0	\$0	\$0	\$0	\$0	\$0	O.K.
28	Factor	0.000000		0.000000	0.000000	0.000000	0.000000	0.000000	0.000000	O.K.
29										
30	General Support Facilities	\$0	R25	\$0	\$0	\$0	\$0	\$0	\$0	O.K.
31	Central Office Equipment	0	13	0	0	0	0	0	0	O.K.
32	Info. Orig./Term. Eqpt.	0	14	0	0	0	0	0	0	O.K.
33	C&W Facilities	0	15	0	0	0	0	0	0	O.K.
34	Equal Access Investment	0	R177	0	0	0	0	0	0	O.K.
35										
36	Total	\$0		\$0	\$0	\$0	\$0	\$0	\$0	O.K.
37	Factor	0.000000		0.000000	0.000000	0.000000	0.000000	0.000000	0.000000	O.K.
38										
39	Sum: Com. Ln., Sw., Trans.	\$0	36	\$0	\$0	\$0	\$0	\$0	\$0	O.K.
40	Factor	0.000000		0.000000	0.000000	0.000000	0.000000	0.000000	0.000000	O.K.
41										
42	COE Cat. 2 Factor	1.000000	Direct	0.000000	0.000000	0.000000	1.000000	0.000000	0.000000	O.K.
43	IOT Cat. 1 Factor	1.000000	Direct	1.000000	0.000000	0.000000	0.000000	0.000000	0.000000	O.K.
44										
45	Total TPIS	\$0	Q26	\$0	\$0	\$0	\$0	\$0	\$0	O.K.
46	Factor	0.000000		0.000000	0.000000	0.000000	0.000000	0.000000	0.000000	O.K.

Tri-County Telcom, Inc.

***** FCC PART 69 ***** Apportionment Factors		Part 36 InterLATA Total	Source	Common Line	Local Switching	Information	Common Transport	Billing and Collection	Other	
(A)	(B)	(C)	(D)	(E)	(F)	(G)	(H)	(I)		
60 Interstate Equiv. Factor	0.000000	Direct	0.000000	0.000000	0.000000	0.000000	0.000000	0.000000	0.000000	O.K.
61 Wtd. Std. Work Seconds	1.000000	Direct	1.000000	0.000000	0.000000	0.000000	0.000000	0.000000	0.000000	O.K.
62										
63 "BIG THREE" Expenses	\$0	U171	\$0	\$0	\$0	\$0	\$0	\$0	\$0	O.K.
64 Factor	0.000000		0.000000	0.000000	0.000000	0.000000	0.000000	0.000000	0.000000	O.K.
65										
66 Net Investment	0	P13	0	0	0	0	0	0	0	O.K.
67 Factor	0.000000		0.000000	0.000000	0.000000	0.000000	0.000000	0.000000	0.000000	O.K.

Tri-County Telcom, Inc.

***** FCC PART 69 *****		Part 36	Common	Local	Information	Common	Billing and	Other	
Operating Expenses and Taxes		InterLATA	Line	Switching		Transport	Collection		
(A)	(B)	(C)	(D)	(E)	(F)	(G)	(H)	(I)	
13 PLANT SPEC. OPER. EXPENSE:									
14									
15 Network Support, Alloc.	\$0	T37	\$0	\$0	\$0	\$0	\$0	\$0	O.K.
16 Network Support, Direct	0	Direct	0	0	0	0	0	0	O.K.
17									
18 Total Network Support Exp.	\$0		\$0	\$0	\$0	\$0	\$0	\$0	O.K.
19									
20 General Support, Alloc.	\$0	T30	\$0	\$0	\$0	\$0	\$0	\$0	O.K.
21 General Support, Direct	0	Direct	0	0	0	0	0	0	O.K.
22									
23 Total General Support Exp.	\$0		\$0	\$0	\$0	\$0	\$0	\$0	O.K.
24									
25 Central Office Eq., Alloc.	\$0	T31	\$0	\$0	\$0	\$0	\$0	\$0	O.K.
26 Central Office Eq., Direct	0	Direct	0	0	0	0	0	0	O.K.
27									
28 Total COE Exp.	\$0		\$0	\$0	\$0	\$0	\$0	\$0	O.K.
29									
30 Cust. Premises Equip.	\$0	R76	\$0	\$0	\$0	\$0	\$0	\$0	O.K.
31 Other IOT	0	T43	0	0	0	0	0	0	O.K.
32 IOT Direct	0	Direct	0	0	0	0	0	0	O.K.
33									
34 Total IOT Exp.	\$0		\$0	\$0	\$0	\$0	\$0	\$0	O.K.
35									
36 Cable & Wire, Alloc.	\$0	T33	\$0	\$0	\$0	\$0	\$0	\$0	O.K.
37 Cable & Wire, Direct	0	Direct	0	0	0	0	0	0	O.K.
38									
39 Total C&WF Exp.	\$0		\$0	\$0	\$0	\$0	\$0	\$0	O.K.
40									
41 TOTAL PLT. SPEC. OPER. EXP.	\$0		\$0	\$0	\$0	\$0	\$0	\$0	O.K.
42									
43 TOTAL PLT. SPEC., ex SUPPORT	\$0		\$0	\$0	\$0	\$0	\$0	\$0	O.K.

Tri-County Telcom, Inc.

***** FCC PART 69 *****		Part 36 InterLATA Total							Other	
Operating Expenses and Taxes		(B)	(C)	(D)	(E)	(F)	(G)	(H)	(I)	
(A)			Apportion	Common Line	Local Switching	Information	Common Transport	Billing and Collection		
57	NON-SPECIFIC OPER. EXP.:									
58	Oth. Ptl. and Equip., Alloc.	\$0	T18	\$0	\$0	\$0	\$0	\$0	\$0	O.K.
59	Oth. Ptl. and Equip., Direct	0	Direct	0	0	0	0	0	0	O.K.
60										
61	Total Oth. Ptl. & Equip.	\$0		\$0	\$0	\$0	\$0	\$0	\$0	O.K.
62										
63	Network Operations, Alloc.	\$0	T18	\$0	\$0	\$0	\$0	\$0	\$0	O.K.
64	Network Operations, Direct	0	Direct	0	0	0	0	0	0	O.K.
65										
66	Total Network Oper. Exp.	\$0		\$0	\$0	\$0	\$0	\$0	\$0	O.K.
67										
68	Total Access Expenses	\$0	Direct	\$0	\$0	\$0	\$0	\$0	\$0	O.K.
69										
70	Depr., Support Assets	\$0	R23	\$0	\$0	\$0	\$0	\$0	\$0	O.K.
71	Depr., COE Switching	0	R44	0	0	0	0	0	0	O.K.
72	Depr., COE Operator	0	R32	0	0	0	0	0	0	O.K.
73	Depr., COE Transmission	0	R68	0	0	0	0	0	0	O.K.
74	Depr., IOT Equipment	0	R78	0	0	0	0	0	0	O.K.
75	Depr., C&W Facilities	0	R117	0	0	0	0	0	0	O.K.
76	Depr., PHFU	0	R147	0	0	0	0	0	0	O.K.
77										
78	Total Depreciation Expense	\$0		\$0	\$0	\$0	\$0	\$0	\$0	O.K.
79										
80	Amort., Tangible Assets	\$0	R141	\$0	\$0	\$0	\$0	\$0	\$0	O.K.
81	Amort., Intangible Assets	0	R144	0	0	0	0	0	0	O.K.
82	Other Amortization	0	Direct	0	0	0	0	0	0	O.K.
83	Direct Assigned Amort.	0	Direct	0	0	0	0	0	0	O.K.
84										
85	Total Amortization Exp.	\$0		\$0	\$0	\$0	\$0	\$0	\$0	O.K.
86										
87	Total Depr. and Amort.	\$0		\$0	\$0	\$0	\$0	\$0	\$0	O.K.
88										
89	TOTAL NON-SPEC. OPER. EXP.	\$0		\$0	\$0	\$0	\$0	\$0	\$0	O.K.
90										



Tri-County Telcom, Inc.

***** FCC PART 69 *****		Part 36		Common	Local	Information	Common	Billing and	Other	
Operating Expenses and Taxes		InterLATA	Apportion	Line	Switching		Transport	Collection		
(A)	(B)	(C)	(D)	(E)	(F)	(G)	(H)	(I)		
104	CUSTOMER OPERATIONS EXPENSE:									
105										
106	Marketing, Allocable	\$0	T37	\$0	\$0	\$0	\$0	\$0	\$0	O.K.
107	Marketing, Direct	0	Direct	0	0	0	0	0	0	O.K.
108										
109	Total Marketing Expense	\$0		\$0	\$0	\$0	\$0	\$0	\$0	O.K.
110										
111	Operator Service, Alloc.	\$0	T61	\$0	\$0	\$0	\$0	\$0	\$0	O.K.
112	Operator Service, Direct	0	Direct	0	0	0	0	0	0	O.K.
113										
114	Total Operator Service	\$0		\$0	\$0	\$0	\$0	\$0	\$0	O.K.
115										
116	Classified Directory	\$0	Direct	\$0	\$0	\$0	\$0	\$0	\$0	O.K.
117	Alphabetical Directory	0	(F)	0	0	0	0	0	0	O.K.
118	Foreign Directory	0	Direct	0	0	0	0	0	0	O.K.
119										
120	Total Directory	\$0		\$0	\$0	\$0	\$0	\$0	\$0	O.K.
121										
122	Bus. Ofc., EU Presubscription	0	T40	\$0	\$0	\$0	\$0	\$0	\$0	O.K.
123	Bus. Ofc., Reserved	0	(I)	0	0	0	0	0	0	O.K.
124	Bus. Ofc., EU Access PL & All Other	0	(H)	0	0	0	0	0	0	O.K.
125	Bus. Ofc., EU Message	0	(H)	0	0	0	0	0	0	O.K.
126	Bus. Ofc., EU Reserved	0	(I)	0	0	0	0	0	0	O.K.
127	Bus. Ofc., IX Special Access	0	(I)	0	0	0	0	0	0	O.K.
128	Bus. Ofc., IX Switched Access	0	T40	0	0	0	0	0	0	O.K.
129	Bus. Ofc., IX Billing and Collection	0	(H)	0	0	0	0	0	0	O.K.
130	Bus. Ofc., Coin Collection & Administ	0	(D)	0	0	0	0	0	0	O.K.
131	Bus. Ofc., Reserved	0	(I)	0	0	0	0	0	0	O.K.
132										
133	Total Business Office	\$0		\$0	\$0	\$0	\$0	\$0	\$0	O.K.
134										
135	Cust. Serv., Msg. Process	\$0	(H)	0	0	0	0	0	0	O.K.
136	Cust. Serv., Other B&C	0	(H)	0	0	0	0	0	0	O.K.
137	Cust. Serv., CABS	0	T21	0	0	0	0	0	0	O.K.
138	Cust. Serv., EU Common Line	0	(H)	0	0	0	0	0	0	O.K.
139										
140	Total Customer Service	\$0		\$0	\$0	\$0	\$0	\$0	\$0	O.K.
141										
142	Total BO, CS, OS, Dir.	\$0		\$0	\$0	\$0	\$0	\$0	\$0	O.K.

Tri-County Telcom, Inc.

***** FCC PART 69 ***** Operating Expenses and Taxes		Part 36 InterLATA Total	Apportion	Common Line	Local Switching	Information	Common Transport	Billing and Collection	Other	
(A)	(B)	(C)	(D)	(E)	(F)	(G)	(H)	(I)		
158 Other Cust. Serv., Alloc.	\$0	142	\$0	\$0	\$0	\$0	\$0	\$0	\$0	O.K.
159 Other Cust. Serv., Direct	0	Direct	0	0	0	0	0	0	0	O.K.
160										
161 Total Other Cust. Serv.	\$0		\$0	\$0	\$0	\$0	\$0	\$0	\$0	O.K.
162										
163 TOTAL CUSTOMER OPER. EXP.	\$0		\$0	\$0	\$0	\$0	\$0	\$0	\$0	O.K.
164										
165 "BIG-THREE" EXPENSES:										
166										
167 Total Plt. Specific Exp.	\$0	41	\$0	\$0	\$0	\$0	\$0	\$0	\$0	O.K.
168 Total Plt Non-specific Exp.	0	62 + 67 + 69	0	0	0	0	0	0	0	O.K.
169 Total Customer Operations	0	163	0	0	0	0	0	0	0	O.K.
170										
171 TOTAL "BIG THREE" EXPENSES	\$0		\$0	\$0	\$0	\$0	\$0	\$0	\$0	O.K.
172										
173 CORPORATE OPERATIONS EXPENSE:										
174										
175 Exec. and Planning, Alloc.	\$0	T64	\$0	\$0	\$0	\$0	\$0	\$0	\$0	O.K.
176 Exec. and Planning, Direct	0	Direct	0	0	0	0	0	0	0	O.K.
177										
178 Total Exec. and Planning	\$0		\$0	\$0	\$0	\$0	\$0	\$0	\$0	O.K.
179										
180 Admin. & General, Allocable	\$0	T64	\$0	\$0	\$0	\$0	\$0	\$0	\$0	O.K.
181 Admin. & General, Direct	0	Direct	0	0	0	0	0	0	0	O.K.
182										
183 Total Admin. and Gen.	\$0		\$0	\$0	\$0	\$0	\$0	\$0	\$0	O.K.
184										
185 TOTAL CORPORATE OPERATIONS	\$0		\$0	\$0	\$0	\$0	\$0	\$0	\$0	O.K.
186										
187 NON-INCOME TAXES:										
188										
189 Non-income Taxes, Allocable	\$0	T37	\$0	\$0	\$0	\$0	\$0	\$0	\$0	O.K.
190 Non-income Taxes, Direct	0	Direct	0	0	0	0	0	0	0	O.K.
191										O.K.
192										
193 Total Non-income Taxes	\$0		\$0	\$0	\$0	\$0	\$0	\$0	\$0	O.K.
194										
195 TOTAL OPER. EXP. AND TAXES	\$0		\$0	\$0	\$0	\$0	\$0	\$0	\$0	O.K.

SOUTH DAKOTA PUC INTRASTATE ACCESS COST MODEL

\*\*\*\*\*

COMPANY NAME ..... Tri-County Telcom, Inc.  
 PERIOD ADDRESSED ..... ENDING DECEMBER 31, 2001  
 RUN DATE AND TIME ..... 31-Mar-2003 ..... 12:03:43 PM

NOTES: SEE SHEET "G" TO INPUT PART 36 ALLOCATION FACTORS.

***** FCC PART 36 *****	TOTAL COMPANY	Source/ Allocator	Interstate and Other	Intrastate				TOTAL INTRASTATE	
				Message Telephone Service		Private Line			
				InterLATA	IntraLATA	InterLATA	IntraLATA		
(A)	(B)	(C)	(D)	(E)	(F)	(G)	(H)	(I)	
PLANT INVESTMENT DETAIL:									
21 Land, Allocable	0	---	---	---	---	---	---	---	0
22 Land, Direct	0	---	0	0	0	0	0	0	0
23 Motor Vehicles	0	---	---	---	---	---	---	---	---
24 Aircraft	0	---	---	---	---	---	---	---	---
25 Special Purpose Vehicles	0	---	---	---	---	---	---	---	---
26 Garage Work Equipment	0	---	---	---	---	---	---	---	---
27 Other Work Equipment	0	---	---	---	---	---	---	---	---
28 Buildings, Allocable	353,609	---	---	---	---	---	---	---	---
29 Buildings, Direct	0	---	0	0	0	0	0	0	0
30 Furniture	0	---	---	---	---	---	---	---	---
31 Office Equipment	0	---	---	---	---	---	---	---	---
32 General Purpose Computers	0	---	---	---	---	---	---	---	---
33 CAT 1 Oper. Sys., TSPS	0	---	---	---	---	---	---	---	---
34 CAT 1 Oper. Sys., Other TSPS	0	---	---	---	---	---	---	---	---
35 CAT 1 Oper. Sys., Aux. Pos.	0	---	---	---	---	---	---	---	---
36 CAT 1 Oper. Sys., Other	0	---	0	0	0	0	0	0	0
37 CAT 2 Tandem Sw. Allocable	18,597	---	---	---	---	---	---	---	---
38 CAT 2 Tandem Sw. Direct	0	---	0	0	0	0	0	0	0
39 CAT 3 Local Sw. Allocable	481,683	---	---	---	---	---	---	---	---
40 CAT 3 Local Sw. Direct	0	---	0	0	0	0	0	0	0
41 CAT 4.12 Exchange Trunk	0	---	---	---	---	---	---	---	---
42 CAT 4.12 Exch. Tr. Direct	0	---	0	0	0	0	0	0	0
43 CAT 4.13 Exch. Ln. Msg., PL & WAT	42,032	---	---	---	---	---	---	---	---
44 Reserved	0	---	---	---	---	---	---	---	---
45 CAT 4.13 Direct	0	---	0	0	0	0	0	0	0
46 CAT 4.23 Message, PL & WATS	163,067	---	---	---	---	---	---	---	---
47 Reserved	0	---	---	---	---	---	---	---	---
48 CAT 4.23 Direct	0	---	0	0	0	0	0	0	0
49 CAT 4.3 H/R Message	0	---	---	---	---	---	---	---	---
50 CAT 4.3 WATS	0	---	0	0	0	0	0	0	0
51 CAT 4.3 Direct	0	---	0	0	0	0	0	0	0
52 CAT 1 Other IOT Equipment	0	---	---	---	---	---	---	---	---
53 CAT 1 Coinless Pay Phones	0	---	0	0	0	0	0	0	0

SOUTH DAKOTA PUC INTRASTATE ACCESS COST MODEL

Tri-County Telcom, Inc.  
ENDING DECEMBER 31, 2001

		Intrastate							
		TOTAL COMPANY	Source/ Allocator	Interstate and Other	Message Telephone Service		Private Line		TOTAL INTRASTATE
***** FCC PART 36 *****					InterLATA	IntraLATA	InterLATA	IntraLATA	
(A)	(B)	(C)	(D)	(E)	(F)	(G)	(H)	(I)	
70	CAT 2 CP Equipment	0	--	0	0	0	0	0	0
71	Reserved	0	--	--	--	--	--	--	--
72	Reserved	0	--	--	--	--	--	--	--
73	CAT 1.3 Joint Msg., Cat. 1.1 & 1.2 P	390,966	--	--	--	--	--	--	--
74	Other CAT 1 C&WF	0	--	0	0	0	0	0	0
75	CAT 2 C&WF	17,539	--	--	--	--	--	--	--
76	CAT 2 C&WF, Wideband	0	--	0	0	0	0	0	0
77	CAT 3 Joint Message & PL/WATS	132,071	--	--	--	--	--	--	--
78	Reserved	0	--	--	--	--	--	--	--
79	CAT 3 Direct	0	--	0	0	0	0	0	0
80	CAT 4 Message	0	--	--	--	--	--	--	--
81	CAT 4 WATS	0	--	0	0	0	0	0	0
82	CAT 4 Direct	0	--	0	0	0	0	0	0
83	Allocable Support Leases	0	--	--	--	--	--	--	--
84	Direct Support Leases	0	--	0	0	0	0	0	0
85	COE Operator	0	--	--	--	--	--	--	--
86	COE Tandem Switch	0	--	--	--	--	--	--	--
87	COE Local Switch	0	--	--	--	--	--	--	--
88	COE Transmission	0	--	--	--	--	--	--	--
89	COE Direct	0	--	0	0	0	0	0	0
90	IOT Leases	0	--	0	0	0	0	0	0
91	C&WF Leases	0	--	0	0	0	0	0	0
92	Leasehold Imp. Land etc.	0	--	--	--	--	--	--	--
93	Leasehold Imp. COE Switching	0	--	--	--	--	--	--	--
94	Leasehold Imp. COE Operator	0	--	--	--	--	--	--	--
95	Leasehold Imp. COE Trans.	0	--	--	--	--	--	--	--
96	Leasehold Imp. IOT	0	--	0	0	0	0	0	0
97	Leasehold Imp. C&WF	0	--	0	0	0	0	0	0
98	Leasehold Imp. Other	0	--	0	0	0	0	0	0
99	Allocable Acct. No. 2690	0	--	--	--	--	--	--	--
100	Direct Acct. No. 2690	12,042	--	650	0	11,392	0	0	11,392
101	Materials and Supplies	2,340	--	--	--	--	--	--	--
102	RTB Stock	0	--	--	--	--	--	--	--
103	Tele. Plt. Adjust. - Alloc.	0	--	--	--	--	--	--	--
104	Tele. Plt. Adjust. - Direct	0	--	0	0	0	0	0	0
105	Other Assets, Net	0	--	0	0	0	0	0	0
106	Other Liab., Def. Cr., Net	(3,775)	--	(3,775)	0	0	0	0	0

SOUTH DAKOTA PUC INTRASTATE ACCESS COST MODEL

Tri-County Telcom, Inc.  
ENDING DECEMBER 31, 2001

***** FCC PART 36 *****	TOTAL COMPANY	Source/ Allocator	Interstate and Other	Intrastate				TOTAL INTRASTATE	
				Message Telephone Service		Private Line			
				InterLATA	IntraLATA	InterLATA	IntraLATA		
(A)	(B)	(C)	(D)	(E)	(F)	(G)	(H)	(I)	
123 TPUC -- Short Term, Alloc.	0	--	--	--	--	--	--	--	0
124 TPUC -- Short Term, Direct	0	--	0	0	0	0	0	0	0
125 TPUC -- Long Term, Alloc.	0	--	--	--	--	--	--	--	0
126 TPUC -- Long Term, Direct	0	--	0	0	0	0	0	0	0
127									
128 RESERVES AND DEFERRALS:									
129 Acc. Depr. Support Assets	131,686	--	--	--	--	--	--	--	--
130 Acc. Depr. COE Switching	570,819	--	--	--	--	--	--	--	--
131 Acc. Depr. COE Operator	0	--	--	--	--	--	--	--	--
132 Acc. Depr. COE Transmission	55,915	--	--	--	--	--	--	--	--
133 Acc. Depr. IOT Equipment	0	--	--	--	--	--	--	--	--
134 Acc. Depr. Cable and Wire Facilities	437,751	--	--	--	--	--	--	--	--
135 Acc. Depr. Other Plant	0	--	0	0	0	0	0	0	0
136 Accum. Amort., Tangible Inv.	0	--	--	--	--	--	--	--	--
137 Accum. Amort., Intang. Inv.	0	--	--	--	--	--	--	--	--
138 Accum. Amort., Other	0	--	0	0	0	0	0	0	0
139 Acc. Def. IT Support Assets	13,868	--	--	--	--	--	--	--	--
140 Acc. Def. IT COE Switching	12,323	--	--	--	--	--	--	--	--
141 Acc. Def. IT COE Operator	0	--	--	--	--	--	--	--	--
142 Acc. Def. IT COE Trans.	2,690	--	--	--	--	--	--	--	--
143 Acc. Def. IT IOT Equipment	0	--	--	--	--	--	--	--	--
144 Acc. Def. IT C&WF	(9,652)	--	--	--	--	--	--	--	--
145 Acc. Def. IT Unclassified	0	--	0	0	0	0	0	0	0
146									
147 OPERATING EXPENSES AND TAXES:									
148 Network Support, Alloc.	9,340	--	--	--	--	--	--	--	--
149 Network Support, Direct	0	--	0	0	0	0	0	0	0
150 General Support, Alloc.	10,839	--	--	--	--	--	--	--	--
151 General Support, Direct	0	--	0	0	0	0	0	0	0
152 Central Office Eq., Alloc.	25,138	--	--	--	--	--	--	--	--
153 Central Office Eq., Direct	0	--	0	0	0	0	0	0	0
154 Cust. Premises Equip.	0	--	--	--	--	--	--	--	--
155 Coinless Pay Phone Exp.	0	--	--	--	--	--	--	--	--
156 Other IOT	0	--	--	--	--	--	--	--	--
157 IOT Direct	0	--	0	0	0	0	0	0	0
158 Cable & Wire, Alloc.	17,882	--	--	--	--	--	--	--	--
159 Cable & Wire, Direct	76,866	--	48,405	0	28,461	0	0	0	28,461

SOUTH DAKOTA PUC INTRASTATE ACCESS COST MODEL

Tri-County Telcom, Inc.  
ENDING DECEMBER 31, 2001

***** FCC PART 36 *****	Intrastate										
	TOTAL COMPANY	Source/ Allocator	Interstate and Other	Message Telephone Service		Private Line		TOTAL INTRASTATE			
				InterLATA	IntraLATA	InterLATA	IntraLATA				
(A)	(B)	(C)	(D)	(E)	(F)	(G)	(H)	(I)			
176 Oth. Plt. and Equip., Alloc.	0	---	---	---	---	---	---	---	---	---	
177 Oth. Plt. and Equip., Direct	0	---	0	0	0	0	0	0	0	0	
178 Network Operations, Alloc.	47,967	---	---	---	---	---	---	---	---	---	
179 Network Operations, Direct	0	---	0	0	0	0	0	0	0	0	
180 Total Access Expense	0	---	0	0	0	0	0	0	0	0	
181 Depr., Support Assets	21,240	---	---	---	---	---	---	---	---	---	
182 Depr., COE Switching	47,145	---	---	---	---	---	---	---	---	---	
183 Depr., COE Operator	0	---	---	---	---	---	---	---	---	---	
184 Depr., COE Transmission	4,789	---	---	---	---	---	---	---	---	---	
185 Depr., IOT Equipment	0	---	---	---	---	---	---	---	---	---	
186 Depr., C&W Facilities	22,830	---	---	---	---	---	---	---	---	---	
187 Amort., Tangible Assets	0	---	---	---	---	---	---	---	---	---	
188 Amort., Intangible Assets	0	---	---	---	---	---	---	---	---	---	
189 Other Amortization	0	---	0	0	0	0	0	0	0	0	
190 Direct Assigned Amort.	0	---	0	0	0	0	0	0	0	0	
191 Marketing, Allocable	5,843	---	---	---	---	---	---	---	---	---	
192 Marketing, Direct	0	---	0	0	0	0	0	0	0	0	
193 Operator Service, Alloc.	0	---	---	---	---	---	---	---	---	---	
194 Operator Service, Direct	0	---	0	0	0	0	0	0	0	0	
195 Classified Directory	0	---	0	0	0	0	0	0	0	0	
196 Alphabetical Directory	1,044	---	---	---	---	---	---	---	---	---	
197 Foreign Directory	42	---	---	---	---	---	---	---	---	---	
198 Bus. Ofc., EU Presubscription	4,792	---	---	---	---	---	---	---	---	---	
199 Bus. Ofc., EU MTS & WATS	7,326	---	---	---	---	---	---	---	---	---	
200 Bus. Ofc., EU Access, P/L & all Othe	0	---	---	---	---	---	---	---	---	---	
201 Bus. Ofc., IXC Special Access	0	---	---	---	---	---	---	---	---	---	
202 Bus. Ofc., IXC Switched Access	0	---	---	---	---	---	---	---	---	---	
203 Bus. Ofc., IXC B & C Services	0	---	---	---	---	---	---	---	---	---	
204 Coin Collect & Admin.	0	---	---	---	---	---	---	---	---	---	
205 Cust. Svc., Direct	0	---	0	0	0	0	0	0	0	0	
206 Cust. Serv., Msg. Process	0	---	---	---	---	---	---	---	---	---	
207 Cust. Serv., Other B&C	12,526	---	---	---	---	---	---	---	---	---	
208 Cust. Serv., CABS	17,819	---	---	---	---	---	---	---	---	---	
209 Cust. Serv., EU Common Line	659	---	659	0	0	0	0	0	0	0	
210 Other Cust. Serv., Alloc.	3,703	---	---	---	---	---	---	---	---	---	
211 Other Cust. Serv., Direct	25	---	25	0	0	0	0	0	0	0	
212 Exec. and Planning, Alloc.	51,346	---	---	---	---	---	---	---	---	---	
213 Exec. and Planning, Direct	0	---	0	0	0	0	0	0	0	0	

SOUTH DAKOTA PUC INTRASTATE ACCESS COST MODEL

Tri-County Telcom, Inc.  
ENDING DECEMBER 31, 2001

		Intrastate									
		TOTAL COMPANY	Source/ Allocator	Interstate and Other	Message Telephone Service		Private Line		TOTAL INTRASTATE		
***** FCC PART 36 *****					InterLATA	IntraLATA	InterLATA	IntraLATA			
(A)	(B)	(C)	(D)	(E)	(F)	(G)	(H)	(I)			
230	Admin. & General, Allocable	177,713	---	---	---	---	---	---	---	---	
231	Admin. & General, Direct	11,308	---	0	0	11,308	0	0	11,308		
232	Non-income Taxes, Allocable	0	---	---	---	---	---	---	---		
233	Non-income Taxes, Direct	27	---	27	0	0	0	0	0		
234											
235	OTHER INCOME STATEMENT:										
236	State Income Tax Rate	0.00%	---	---	---	---	---	---	---		
237	Federal Income Tax Rate	34.00%	---	---	---	---	---	---	---		
238	Gross Receipts Tax Rate	4.00%	---	---	---	---	---	---	---		
239	Rate of Return	10.00%	---	---	---	---	---	---	---		
240	AFUDC	0	---	---	---	---	---	---	---		
241	ITC Amortization	0	---	---	---	---	---	---	---		
242	Other Return Adjustments	0	---	0	0	0	0	0	0		
243	Contributions	0	---	---	---	---	---	---	---		
244	Interest Expense	2,619	---	---	---	---	---	---	---		
245	Capital Lease Expense	0	---	---	---	---	---	---	---		
246	Capitalized Payroll taxes	0	---	---	---	---	---	---	---		
247	Depreciation Adjustment	0	---	---	---	---	---	---	---		
248	Other Income Adjustments	0	---	0	0	0	0	0	0		
249	Uncollectibles	734	---	650	0	84	0	0	84		
250	Other Revenue Adjustments	0	---	0	0	0	0	0	0		
251	Other Revenue Taxes	0	---	0	0	0	0	0	0		
252											

SOUTH DAKOTA PUC INTRASTATE ACCESS COST MODEL

Tri-County Telcom, Inc.  
 ENDING DECEMBER 31, 2001

	TOTAL COMPANY		Source/ Allocator	Interstate			Intrastate			TOTAL INTRASTATE
	(B)	(A)		Private Line		Other	Private Line		(I)	
				InterLATA	IntraLATA		InterLATA	IntraLATA		
271 Working Loops	481		--	(E) 8	(F) 0	(D) 4	(G) 0	(H) 0	0	
272 Equivalent Interexchange Cct. Miles	3,352,934		--	1,680	0	4,740	0	0	0	
273 Interexchange Circuit Terminations	13,300		--	400	0	700	0	0	0	



LAW OFFICES  
**RITER, ROGERS, WATTIER & BROWN, LLP**  
Professional & Executive Building  
319 South Coteau Street  
P.O. Box 280  
Pierre, South Dakota 57501-0280  
[www.riterlaw.com](http://www.riterlaw.com)

E.D. MAYER  
ROBERT C. RITER, Jr.  
DARLA POLLMAN ROGERS  
JERRY L. WATTIER  
JOHN L. BROWN

July 11, 2003

**RECEIVED**

JUL 11 2003

**SOUTH DAKOTA PUBLIC  
UTILITIES COMMISSION**

OF COUNSEL:  
Brian B. Meyer  
Robert D. Hofer

TELEPHONE  
605-224-5825  
605-224-7889  
FAX  
605-224-7102

Pam Bonrud  
Public Utilities Commission  
500 East Capitol Avenue  
Pierre, South Dakota 57501

Re: 2001 Cost Study Dockets as follows:

TC02-087  
TC02-078  
TC02-080  
TC02-071  
TC02-089  
TC02-064  
TC02-072  
TC02-053  
TC02-079  
TC02-090

Dear Pam:

You will find enclosed herein the original and ten copies of the MOTION TO DISMISS INTERVENOR AND MOTION FOR EXTENSION OF TIME for filing in the above-named 2001 cost study dockets in which S&S Communications intervened.

Sincerely yours,



Darla Pollman Rogers  
Attorney at Law

DPR/ph

Enclosures

RECEIVED

BEFORE THE PUBLIC UTILITIES COMMISSION  
OF THE STATE OF SOUTH DAKOTA

JUL 11 2003

SOUTH DAKOTA PUBLIC  
UTILITIES COMMISSION

IN THE MATTER OF THE ESTABLISH-  
MENT OF SWITCHED ACCESS REVE-  
NUE REQUIREMENT FOR TRI-  
COUNTY TELCOM, INC.

Docket No. TC02-089  
MOTION TO DISMISS AND MOTION  
FOR EXTENSION  
OF TIME TO RESPOND TO  
SECOND DISCOVERY REQUEST

TRI-COUNTY TELCOM, INC. (Company), through undersigned counsel, respectfully requests the Public Utilities Commission (Commission) to dismiss S&S Communications (S&S) as Intervenor in this proceeding, pursuant to ARSD 20:10:01:15.05, based on the reasons stated herein. Pending a hearing and ruling on the Motion to Dismiss, Company further requests an Extension of Time to Respond to Intervenor's Second Discovery Request, dated June 12, 2003.

A. Background

On or about June 18, 2002, Company filed its 2001 Intrastate Switched Access Cost Study for approval by the Commission. S&S petitioned to intervene in said docket on July 5, 2002, and S&S was granted intervention by the Commission on July 26, 2002.

In an ancillary proceeding, the Commission Staff opened a separate docket against S&S (TC02-166) that began as a Motion for an Order to Show Cause why S&S should not be found in violation of the Order Granting Certificate of Authority. This docket was commenced on September 27, 2002, and was followed by a series of additional motions from Staff and hearings in front of the Commission. On July 2, 2003, the Commission revoked S&S's Certificate of Authority to provide telecommunications services in South Dakota.

## B. Argument for Dismissal of Petition to Intervene

The rules governing intervention are found in ARSD 20:10:01:15.02-05. ARSD 20:10:01:15.02 allows a person who is not an original party to a proceeding to petition to intervene if said person is one “who claims an interest in a pending proceeding.” The petition itself must “set out clearly and concisely the facts supporting the petitioner’s alleged interest in the proceeding,” as well as the position of the petitioner, to the extent known. (ARSD 20:10:01:15.03). The Commission is granted some discretion in acting upon a petition to intervene:

A petition to intervene shall be granted by the commission if the petitioner shows that the petitioner is specifically deemed by statute to be interested in the matter involved, that the petitioner is specifically declared by statute to be an interested party to the proceeding, or that by the outcome of the proceeding the petitioner will be bound and affected either favorably or adversely with respect to an interest peculiar to the petitioner as distinguished from an interest common to the public or the taxpayers in general. ARSD 20:10:01:15.05.

Thus, overall, while intervention is generally liberally granted by the Commission, the rules do require a showing of a peculiar interest in the outcome of the proceeding, in absence of a statutorily granted right of intervention.

S&S filed its Motions to Intervene in all of the Local Exchange Carriers’ (LEC) dockets in July of 2002. S&S did not point to any statutorily granted right to intervention, so the first part of ARSD 20:10:01:15.05 is inapplicable. S&S alleged that as a switch-based interexchange carrier, it must purchase certain switched access services from the LECs. As a purchaser of switched access services, S&S claimed that “any increase in the rates of such services will directly and immediately affect the pecuniary interests of S&S ... as it will naturally affect S&S[’s] ... operating expenses.” (S&S Petition to Intervene). S&S noted some general concerns with regard to ineligible costs being included as recoverable costs, and also that the Commission’s decision in the cost

study dockets would “affect the customers of switched access services in general.” (S&S Petition to Intervene).

In early August of 2002, the Commission “found that S&S’s Petition(s) to Intervene was timely filed and demonstrates good cause to grant intervention,” and entered an Order to that effect in each of the LECs’ cost study dockets.

At the time the Petitions were filed by S&S and the Orders granted by the Commission were entered, the facts and application of the rules no doubt supported S&S’s intervention. Since that time, however, the facts have changed. As a result of the Commission’s Order of July 2, 2003, revoking S&S’s Certificate of Authority, S&S no longer has any pecuniary interest in the outcome of the cost study dockets. The change of facts is apparent:

1. S&S is no longer a switch-based interexchange carrier, and S&S no longer provides intrastate and interstate message telecommunications services to its subscribers.
2. S&S no longer purchases switched access services from LECs.
3. Because S&S no longer purchases switched access services from LECs, any increase in rates will not have any effect on S&S’s pecuniary interests or on its operating expenses.

Therefore, S&S can no longer demonstrate that “by the outcome of the proceeding [it] will be bound and affected either favorably or adversely with respect to an interest peculiar to the petitioner . . .” (ARSD 20:10:01:15.05). S&S will not be affected by the outcome of the cost study dockets at all, as it is no longer in business.

S&S’s general allegation of interest based upon the “important and complex issues” that arise in tariff filing is insufficient to establish the level of interest re-

quired under the rules to grant and maintain intervenor status, nor is S&S's claimed interest based on the direct and immediate effect of switched access services on customers in general sufficient to sustain intervenor status. In fact, ARSD 20:10:01:15.05 states that to grant intervention to a petitioner, the petitioning party must demonstrate a peculiar interest that is distinguishable "from an interest common to the public or to the taxpayers in general."

In addition, S&S's intervention in this docket has not promoted a timely hearing and disposition of this case by the Commission. By way of example, the Commission Staff has requested S&S to provide a list of specific issues it will raise at the hearing. The purpose of Staff's request was to determine the amount of time to set aside for a hearing. To date, however, S&S has not responded to Staff's request, so a final hearing date has still not been scheduled. Instead of providing information and identifying specific issues to the Commission that will aid the Commission in its decision making process, S&S has continued to request information from companies without any stated purpose.

Because S&S can no longer demonstrate that it has an interest in the cost study docket, and because S&S's intervention has failed to facilitate the Commission's decision making role, S&S should be dismissed as an intervenor in this docket.

### C. Argument for Extension of Time

Prior to the hearings on June 30, 2003, and July 2, 2003, that culminated in the Commission revoking S&S's Certificate of Authority, S&S served Second Discovery Requests upon Company. The Discovery Requests are dated June 12, 2003, and under the rules of civil procedure, responses are due within thirty days.

Since the service of the Second Discovery Requests, S&S's Certificate of Authority was revoked, which is the reason for Company's Motion to Dismiss. In the

event the Commission grants Company's Motion, responses to the Discovery Requests would not be necessary. Therefore, Company requests that the Commission extend the time to respond to the Second Discovery Requests. If the Motion to Dismiss is denied, Company requests thirty days from the date of the Commission's ruling in which to respond to the Discovery Requests.

WHEREFORE, Company respectfully moves the Commission to dismiss S&S as an Intervenor and party in this docket, and to grant an extension of time to respond to discovery.

Dated this eleventh day of July, 2003.



Parla Pollman Rogers  
Robert C. Riter  
Riter, Rogers, Wattier & Brown  
P. O. Box 280  
Pierre, South Dakota 57501  
Telephone (605) 224-7889  
Attorney for Company

**CERTIFICATE OF SERVICE**

The undersigned hereby certifies that she served a copy of the foregoing **MOTION** upon the person herein next designated, on the date below shown, by depositing a copy thereof in the United States mail at Pierre, South Dakota, postage prepaid, in an envelope addressed to said addressee, to-wit:

John W. Burke  
Barker, Wilson, Reynolds & Burke, LLP  
P. O. Box 100  
Belle Fourche, South Dakota 57717-0100

Dated this eleventh day of July, 2003.



---

Darla Pollman Rogers  
Robert C. Riter  
Riter, Rogers, Wattier & Brown  
P. O. Box 280  
Pierre, South Dakota 57501  
Telephone (605) 224-7889  
Attorney for Company

**BARKER WILSON REYNOLDS & BURKE**  
**L A W Y E R S**

www.bwrb.com

4200 BEACH DRIVE  
P.O. BOX 9335  
RAPID CITY, SD 57709-9335  
605.718.8000 • FAX: 605.718.8010

211 ZINNIA STREET  
P.O. BOX 100  
BELLE FOURCHE, SD 57717-0100  
605.723.8000 • FAX: 605.723.8010

**REPLY TO: BELLE FOURCHE OFFICE**

July 22, 2003

**RECEIVED**

JUL 24 2003

**SOUTH DAKOTA PUBLIC  
UTILITIES COMMISSION**

Debra Elofson  
Executive Director  
Public Utilities Commission  
State Capitol  
500 East Capitol  
Pierre, SD 57501

Re: Intervenor's Brief in Resistance to Motion to Dismiss and Motion for Extension of Time

Dear Debra:

Enclosed please find the originals and ten copies of each of **Intervenor's Brief in Resistance to Motion to Dismiss and for Extension of Time** for filing in the following matters:

TC02-071 Baltic Telecom Cooperative  
TC02-080 Beresford Municipal Telephone Company  
TC02-078 Bridgewater-Canistota Independent Telephone Company  
TC02-076 Brookings Municipal Telephone Company  
TC02-087 DTG Community Telephone  
TC02-072 East Plains Telecom, Inc.  
TC02-053 Interstate Telecommunication Cooperative, Inc.  
TC02-079 Kennebec Telephone Company  
TC02-090 Local Exchange Carriers Association  
TC02-068 McCook Cooperative Telephone Company  
TC02-067 Midstate Communications, Inc.  
TC02-088 Roberts County Telephone Cooperative Association and RC Communications, Inc.  
TC02-073 Sanborn Telephone Cooperative and SANCOM, Inc.  
TC02-058 Sioux Valley Telephone Company  
TC02-091 South Dakota Network, L.L.C.  
TC02-065 Splitrock Properties, Inc.  
TC02-066 Splitrock Telecom Cooperative, Inc.  
TC02-064 Sully Buttes Telephone Cooperative, Inc.  
TC02-089 Tri-County Telcom, Inc.  
TC02-074 Valley Telecommunications Cooperative Association  
TC02-054 Vivian Telephone Company  
TC02-052 West River Cooperative Telephone Company



Debra Elofson  
July 22, 2003  
Page 2


By copy of this letter, copies of the same are being served upon counsel for the opposing Petitioner via facsimile and first class mail.

If you have any questions, please feel free to give me a call at any time.

Best regards.

Sincerely,

**BARKER, WILSON, REYNOLDS & BURKE, L.L.P.**

A handwritten signature in black ink, appearing to read "John W. Burke", is written over the typed name. The signature is stylized and somewhat cursive.

John W. Burke

JWB/bb

Enclosures

cc: S&S Communications  
Darla Rogers

RECEIVED

JUL 24 2003

**BEFORE THE PUBLIC UTILITIES COMMISSION  
OF THE STATE OF SOUTH DAKOTA**

**SOUTH DAKOTA PUBLIC  
UTILITIES COMMISSION**

TC02-089

**IN THE MATTER OF THE ESTABLISHMENT OF  
SWITCHED ACCESS REVENUE REQUIREMENT  
FOR TRI-COUNTY TELCOM, INC.**

)  
)  
)  
) **INTERVENOR'S BRIEF IN  
RESISTANCE TO MOTION  
TO DISMISS AND MOTION  
FOR EXTENSION OF TIME**  
)  
)

COMES NOW the Intervenor, S&S Communications, by and through its attorneys of record, Barker, Wilson, Reynolds & Burke, L.L.P., and hereby submits the following in resistance to Petitioner's Motion to Dismiss and Motion for Extension of Time to Respond to Second Discovery Requests.

**ARGUMENT AND AUTHORITIES**

**I. PETITIONER'S MOTION TO DISMISS SHOULD BE DENIED.**

Petitioner contends that S&S Communications should be dismissed as an Intervenor in this matter. In its words, "[b]ecause S&S no longer purchases switched access services from LECs, any increase in rates will not have any effect on S&S's pecuniary interest or on its operating expenses." Disappointingly, in an unwarranted personal attack, Petitioner adds that "S&S's intervention in this docket has not promoted a timely hearing and disposition of this case by the Commission." Petitioner's Motion to Dismiss at 4. Given Petitioner's comment, before addressing Petitioner's Motion to Dismiss on the merits, a review of the parties' respective efforts to "promote[] a timely hearing and disposition of this case by the Commission" is warranted.

**A. S&S Communications has worked toward the timely hearing and disposition of this matter.**

In June of 2002, Petitioner filed its 2001 Intrastate Switched Access Cost Study for

approval by this Commission. Thereafter, S&S Communications filed S&S Communications' Petition to Intervene. S&S Communications' Petition to Intervene was granted.

On July 26, 2002, S&S Communications served Intervenor's Discovery Requests. On August 26, 2002, *thirty days* after Intervenor's Discovery Requests had been served, Petitioner served its Response to Intervenor's Discovery Requests in which Petitioner objected to each and every one of the Requests for Production. Because Petitioner did nothing more than object to the discovery requests, Petitioner's Response could have been served immediately thereby saving the parties and the Commission thirty days in this process. Instead, Petitioner waited the full thirty days to produce nothing.

On September 4, 2002, just over one week after receiving Petitioner's "responses" to Intervenor's Discovery Requests, S&S Communications served S&S Communications' Request for Access to Confidential Information.

After hearing very little from counsel for Petitioner over the next two months, on November 15, 2002, counsel for S&S Communications mailed counsel for Petitioner a letter stating as follows:

As you know, during the first week of September 2002, I served numerous Requests for Access to Confidential Information. Over the next two months, I heard very little from you in this regard until recently, when you stated in an e-mail that your clients might be willing to disclose this information if it was only reviewed by S&S Communications' expert, Porter Childers. I am writing to simply state that my patience is at an end, and that, therefore, if you do not advise me that this information can be reviewed by Mr. Childers by 12 p.m. on Monday, I will take immediate action, which may or may not include renewed Requests for Access to Confidential Information.

See Attachment A (copy of letter from Burke to Rogers dated November 15, 2002) (emphasis added). This letter prompted a response and, after some discussion, counsel for S&S Communications received a draft of a Protective Agreement on December 5, 2002.

Approximately eight days later, on December 13, 2002, counsel for S&S Communications faxed a copy of a revised Protective Agreement to counsel for Petitioner “with various modifications.” See Attachment B (copy of letter from Burke to Rogers dated December 13, 2002). Counsel for Petitioner faxed another revised Protective Agreement to counsel for S&S Communications on December 18, 2002.

On December 31, 2002, counsel for S&S Communications faxed yet another revised Protective Agreement to counsel for Petitioner. See Attachment C (copy of letter from Burke to Rogers dated December 31, 2002). After counsel for S&S Communications did not hear from counsel for Petitioner during the two weeks that followed, counsel for S&S Communications wrote a letter to counsel for Petitioner stating as follows:

A couple of days ago I called your office and was informed that you would call me back in a few minutes. I did not hear from you later that day, nor did I hear from you yesterday. As a result, I called again yesterday and left another message. In the meantime, we have received an e-mail from Karen Cremer at the Public Utilities Commission indicating that they would like to move forward with these dockets. For that reason, and because I believe that you have had plenty of time to review the language in the Protective Agreement, I would like to know whether you intend to sign the Protective Agreement by 5 p.m. MST today. If I do not hear from you in this regard, I will contact Ms. Cremer on Monday morning and ask that she set a hearing.

While I appreciate that you may be busy, I am sure that you can understand why I do not risk S&S Communications’ meaningful participation in these dockets simply because your clients are struggling with the language of a Protective Agreement concerning documents which we are clearly entitled to.

See Attachment D (copy of letter from Burke to Rogers dated January 17, 2003) (emphasis added).

Approximately three days later, on January 20, 2003, counsel for S&S Communications received a facsimile from counsel for Petitioner accompanied by another draft of the Protective Agreement. After further discussions, on February 3, 2003, counsel for S&S Communications

received yet another proposed Protective Agreement from counsel for Petitioner. Within a matter of days, the parties agreed to a Protective Agreement and it was circulated for the appropriate signatures. Approximately six weeks later, during the first week of April, 2003, a number of the “cost studies” were mailed to S&S Communications’ expert, Porter Childers.

After his initial review of the cost studies, Porter Childers related that additional information was needed to permit a meaningful consideration as to whether an increase of South Dakota’s already high switched access rates is appropriate. On June 12, 2003, S&S Communications served Intervenor’s Second Discovery Requests. To date, Petitioner has not responded to these requests. Instead, like before, Petitioner waited twenty-nine days and then served the present Motion for Extension of Time to Respond to Second Discovery Request.

Given the preceding, S&S Communications would submit that it has been Petitioner, and not S&S Communications, that “has not promoted a timely hearing and disposition of this case by the Commission.” Petitioner’s Motion to Dismiss at 4.<sup>1</sup>

**B. S&S Communications should not lose its intervenor status.**

Though it fails to cite a single case in support of its argument, Petitioner contends that S&S Communications should be dismissed as an intervenor in this matter. According to Petitioner, “S&S can no longer demonstrate that ‘by the outcome of the preceding [it] will be bound and affected either favorably or adversely with respect to an interest peculiar to the petitioner . . . .’” Petitioner’s Motion to Dismiss at 3. S&S Communications should not lose its

---

<sup>1</sup> Petitioner submits that S&S Communications has not responded to Staff’s request for a list of specific issues. Petitioner’s Motion to Dismiss at 4. Petitioner’s representation is inaccurate and misleading. Staff did ask counsel for S&S Communications for an issues matrix. Thereafter, counsel for S&S Communications contacted Staff and informed it that until it had obtained the additional information requested from Petitioner—information needed by S&S Communications’ expert, Porter Childers—that it would be unable to provide an issues matrix.

intervenor status.

First, once this Commission granted S&S Communications status as an intervenor in this matter, it became “a party to the proceeding.” ARSD 20:10:01:15.05. Accord 7C C. Wright & A. Miller, *Federal Practice and Procedure* § 1920 (1985); Schneider v. Dumberton Developers, Inc., 767 F2d 1007, 1017 (CADC 1985) (“When a party intervenes, it becomes a full participant in the lawsuit and is treated just as if it were an original party.”). By rule, “[a]s a party,” S&S Communications became “entitled . . . to all . . . rights granted to parties by statute.” ARSD 20:10:01:15.05. Parties cannot be summarily dismissed from a matter. See SDCL 15-6-12(b) (motion to dismiss (1) for lack of jurisdiction over the subject matter; (2) for lack of jurisdiction over the person; (3) due to insufficiency of process; (4) due to insufficiency of service of process; (5) for failure to state a claim upon which relief can be granted; (6) for failure to join a party under § 15-6-19); SDCL 15-6-12(c) (motion for judgment on the pleadings); SDCL 15-6-41(b) (motion for involuntary dismissal); SDCL 15-6-56 (motion for summary judgment). Thus, as a party, S&S Communications cannot be summarily dismissed from this proceeding.

Second, the Commission should not overlook the fact that Petitioner will not in any way be prejudiced by S&S Communications’ continued participation in this proceeding. If Petitioner’s cost studies support the rates they seek to implement, and Petitioner has nothing to hide, it should, frankly, be indifferent to S&S Communications’ continued participation.

Third, S&S Communications’ continued participation will aid the Commission in obtaining its ultimate objective of switched access rates that are fair to Petitioner, interexchange carriers, and the citizens of South Dakota. If Petitioner shares this objective—which it should—how can it *reasonably* maintain that S&S Communications should not be allowed to

continue to participate and assist the Commission.<sup>2</sup>

## **II. PETITIONER'S MOTION FOR EXTENSION SHOULD BE DENIED.**

As noted earlier, after his initial review of the cost studies, S&S Communications' expert, Porter Childers, indicated that additional information was needed to analyze whether an increase of South Dakota's already high switched access rates was appropriate. S&S Communications served Intervenor's Second Discovery Requests on June 12, 2003. Although Petitioner agrees that its "responses are due within thirty days," it seeks an extension because "[i]n the event the Commission grants Company's Motion, responses to the Discovery Requests would not be necessary." Petitioner's Motion to Dismiss at 4-5. Petitioner's Motion should be denied.


Petitioner's Motion is nothing more than a transparent attempt to further delay inquiry into the basis for the switched access rates it seeks to charge. It is worth noting that as of the day S&S Communications' Certificate of Authority was revoked (July 3, 2003)—the event which serves as the basis for Petitioner's Motion—Petitioner had had Intervenor's Second Discovery Requests for approximately twenty days. Because Petitioner only had thirty days to respond to Intervenor's Discovery Requests, Petitioner should have had a substantial portion of the documents already gathered and therefore should have at least produced the documents it had already gathered. There is no good faith reason why Petitioner had not already produced at least what it had gathered by July 3. S&S Communications' expert could be reviewing such documents right now. Petitioner's Motion directly contradicts the promotion of the "timely hearing and disposition of this case by the Commission." Petitioner's Motion to Dismiss at 4.

---

<sup>2</sup> In addition, Petitioner will no doubt seek retroactive recovery of the increased switched access rates from interexchange carriers, including S&S Communications. In that case, Petitioner will be seeking additional funds from S&S Communications and, as a result, the Commission's decision will directly and immediately affect the pecuniary interests of S&S Communications.

Dated this 22<sup>nd</sup> day of July, 2003.

**BARKER, WILSON, REYNOLDS & BURKE, L.L.P.**  
Attorneys for S&S Communications


By:  \_\_\_\_\_

John W. Burke  
211 Zinnia Street  
P.O. Box 100  
Belle Fourche, SD 57717-0100  
Tel: (605) 723-8000  
Fax: (605) 723-8010

**CERTIFICATE OF SERVICE**

I, John W. Burke, hereby certify that on the 22<sup>nd</sup> day of July, 2003, I caused a copy of the foregoing **INTERVENOR'S BRIEF IN RESISTANCE TO MOTION TO DISMISS AND MOTION FOR EXTENSION OF TIME** to be served upon the following via facsimile and first class mail:

Darla Pollman Rogers  
Riter, Rogers, Wattier & Brown  
P.O. Box 280  
Pierre, SD 57501

 \_\_\_\_\_  
John W. Burke



**BARKER WILSON REYNOLDS & BURKE**  
**LAWYERS**

KENNETH E. BARKER'

MICHAEL A. WILSON'

MICHAEL P. REYNOLDS''

JOHN W. BURKE'''

JEFFERY D. COLLINS

www.courtroomcounselors.com

4200 BEACH DRIVE  
P.O. BOX 9335  
RAPID CITY, SD 57709-9335  
605.718.8000 \* FAX: 605.718.8010

211 ZINNIA STREET  
P.O. BOX 100  
BELLE FOURCHE, SD 57717-0100  
605.723.8000 \* FAX: 605.723.8010

**REPLY TO: BELLE FOURCHE OFFICE**

November 15, 2002

**VIA FACSIMILE AND FIRST CLASS MAIL**

Darla Rogers  
Meyer & Rogers  
P.O. Box 1117  
Pierre, SD 57501

**Re: S&S Communications/RLECs**

Dear Ms. Rogers:


As you know, during the first week of September 2002, I served numerous Requests for Access to Confidential Information. Over the next two months, I heard very little from you in this regard until recently, when you stated in an e-mail that your clients might be willing to disclose this information if it was only reviewed by S&S Communications' expert, Porter Childers. I am writing to simply state that my patience is at an end, and that, therefore, if you do not advise me that this information can be reviewed by Mr. Childers by 12 p.m. on Monday, I will take immediate action, which may or may not include renewed Requests for Access to Confidential Information.

I look forward to hearing from you in this regard. If you have any questions, please feel free to give me a call at any time.

Best regards.

Sincerely,

**BARKER, WILSON, REYNOLDS & BURKE, L.L.P.**

  
John W. Burke  
For the Firm

JWB/bb

cc: S&S Communications

Attachment  
A

**BARKER WILSON REYNOLDS & BURKE**  
**L A W Y E R S**

4200 BEACH DRIVE  
P.O. Box 9335  
RAPID CITY, SD 57709-9335  
605.718.8000 • FAX: 605.718.8010

211 ZINNIA STREET  
P.O. Box 100  
BELLE FOURCHE, SD 57717-0100  
605.723.8000 • FAX: 605.723.8010

www.courtroomcounselors.com

**REPLY TO: BELLE FOURCHE OFFICE**

December 13, 2002

**VIA FACSIMILE AND FIRST CLASS MAIL**

Darla Rogers  
Meyer & Rogers  
P.O. Box 1117  
Pierre, SD 57501

**Re: S&S Communications/RLECs**

Dear Darla:


Enclosed please find a copy of the proposed Protective Agreement you faxed to me earlier this week with various modifications. I would sincerely appreciate it if you would review these modifications and let me know on Monday whether they are acceptable to you.

I look forward to hearing from you in this regard. In the meantime, if you have any questions, please feel free to give me a call at any time.

Best regards.

Sincerely,

**BARKER, WILSON, REYNOLDS & BURKE, L.L.P.**

  
John W. Burke  
For the Firm

JWB/bb  
Enclosure

Attachment  
B

**BARKER WILSON REYNOLDS & BURKE**  
**L A W Y E R S**

www.courtroomcounselors.com

4200 BEACH DRIVE  
P.O. Box 9335  
RAPID CITY, SD 57709-9335  
605.718.8000 ♦ FAX: 605.718.8010

211 ZINNIA STREET  
P.O. Box 100  
BELLE FOURCHE, SD 57717-0100  
605.723.8000 ♦ FAX: 605.723.8010

**REPLY TO: BELLE FOURCHE OFFICE**

December 31, 2002

**VIA FACSIMILE AND FIRST CLASS MAIL**

Darla Rogers  
Meyer & Rogers  
P.O. Box 1117  
Pierre, SD 57501

**Re: Protective Agreement**

Dear Darla:


I am in receipt of your facsimile dated December 18, 2002, as well as the accompanying revised draft of the Protective Agreement. After reviewing the Protective Agreement, and given the number of changes that have been made, I took the liberty of revising the Protective Agreement. I am enclosing a draft for your review. In my opinion, it protects the interests of both your clients and S&S Communications.

I look forward to hearing from you in this regard. In the meantime, if you have any questions, please feel free to give me a call at any time.

Best regards.

Sincerely,

**BARKER, WILSON, REYNOLDS & BURKE, L.L.P.**

  
John W. Burke  
For the Firm

JWB/bb  
Enclosure

Attachment  
C

**BARKER WILSON REYNOLDS & BURKE**  
**L A W Y E R S**

www.courtroomcounselors.com

4200 BEACH DRIVE  
P.O. BOX 9335  
RAPID CITY, SD 57709-9335  
605.718.8000 ♦ FAX: 605.718.8010

211 ZINNIA STREET  
P.O. BOX 100  
BELLE FOURCHE, SD 57717-0100  
605.723.8000 ♦ FAX: 605.723.8010

**REPLY TO: BELLE FOURCHE OFFICE**

January 17, 2003

**VIA FACSIMILE AND FIRST CLASS MAIL**

Darla Rogers  
Meyer & Rogers  
P.O. Box 1117  
Pierre, SD 57501

**Re: S&S Communications v. RLEC's**

Dear Darla:

A couple of days ago I called your office and was informed that you would call me back in a few minutes. I did not hear from you later that day, nor did I hear from you yesterday. As a result, I called again yesterday and left another message. In the meantime, we have received an e-mail from Karen Cremer at the Public Utilities Commission indicating that they would like to move forward with these dockets. For that reason, and because I believe that you have had plenty of time to review the language in the Protective Agreement, I would like to know whether you intend to sign the Protective Agreement by 5 p.m. MST today. If I do not hear from you in this regard, I will contact Ms. Cremer on Monday morning and ask that she set a hearing.

While I appreciate that you may be busy, I am sure that you can understand why I do not risk S&S Communications' meaningful participation in these dockets simply because your clients are struggling with the language of a Protective Agreement concerning documents which we are clearly entitled to.

I look forward to hearing from you in this regard. If you have any questions, please feel free to give me a call at any time.

Best regards.

Sincerely,

**BARKER, WILSON, REYNOLDS & BURKE, L.L.P.**

  
John W. Burke  
For the Firm

JWB/bb

Attachment  
D



it wishes to present to demonstrate that a genuine issue of material fact exists as to its present interest in the outcome of this proceeding. On or before August 18, 2003, Company shall file and serve any opposing affidavit(s) or other proofs.

The Commission further serves notice that if the Commission determines at the August 19, 2003 hearing that a genuine issue of material fact is presented as to S&S's current interest in the proceeding, that the Commission will thereupon at such time and place take evidence from S&S and other parties hereto on the issue of S&S's current interest in this proceeding.

The issue at the hearing will be whether by the outcome of the proceeding S&S will be bound and affected either favorably or adversely with respect to an interest peculiar to S&S as distinguished from an interest common to the public or to the taxpayers in general. The hearing will be an adversary proceeding conducted pursuant to SDCL Chapter 1-26. All parties have the right to be present and to be represented by an attorney. These rights and other due process rights may be forfeited if not exercised at the hearing. The Commission will consider all evidence and arguments presented at the hearing. To the extent allowed by law for appeals of interlocutory decisions, the Commission's decision may be appealed by the parties to the circuit court and the state Supreme Court as provided by law. It is therefore

ORDERED, that a hearing shall be held at the time and place and in the manner specified above, on the issue set forth above; and it is further

ORDERED, that S&S shall file and serve any affidavit(s) or other proof as to the above issue on or before August 15, 2003, and that Company shall file and serve any opposing affidavit(s) or other proof on or before August 18, 2003; and it is further

ORDERED, that the time for Company to respond to S&S's pending discovery requests is extended until after the Motion to Dismiss is decided and the further order of the Commission.

Pursuant to the Americans with Disabilities Act, this hearing is being held in a physically accessible location. Please contact the Public Utilities Commission at 1-800-332-1782 at least 48 hours prior to the hearing if you have special needs so arrangements can be made to accommodate you.

Dated at Pierre, South Dakota, this 8th day of August, 2003.

<b>CERTIFICATE OF SERVICE</b>	
The undersigned hereby certifies that this document has been served today upon all parties of record in this docket, as listed on the docket service list, by facsimile or by first class mail, in properly addressed envelopes, with charges prepaid thereon.	
By:	<u><i>Melaine Kalbo</i></u>
Date:	<u>8/8/03</u>
(OFFICIAL SEAL)	

BY ORDER OF THE COMMISSION:

*Robert K. Sahr*  
ROBERT K. SAHR, Chairman

*Gary Hanson*  
GARY HANSON, Commissioner

**BARKER WILSON REYNOLDS & BURKE**  
**L A W Y E R S**

KENNETH E. BARKER  
MICHAEL A. WILSON  
MICHAEL P. REYNOLDS  
JOHN W. BURKE  
JEFFERY D. COLLINS

www.bwrbb.com

4200 BEACH DRIVE  
P.O. Box 9335  
RAPID CITY, SD 57709-9335  
605.718.8000 • FAX: 605.718.8010

211 ZINNIA STREET  
P.O. Box 100  
BELLE FOURCHE, SD 57717-0100  
605.723.8000 • FAX: 605.723.8010

**REPLY TO: BELLE FOURCHE OFFICE**

August 14, 2003

**VIA FACSIMILE ONLY**

Ms. Pamela Bonrud  
Executive Director  
Public Utilities Commission  
State Capitol  
500 East Capitol  
Pierre, SD 57501

Re: Affidavit of Les S. Sumption

Dear Ms. Bonrud:

I am writing to simply advise you that earlier today I mailed, via overnight delivery, an *Affidavit of Les S. Sumption* to be filed each of the below referenced dockets. I am enclosing a copy of one of the Affidavits for your reference.

- TC02-071 Baltic Telecom Cooperative
- TC02-080 Beresford Municipal Telephone Company
- TC02-078 Bridgewater-Canistota Independent Telephone Company
- TC02-076 Brookings Municipal Telephone Company
- TC-02-087 DTG Community Telephone
- TC-02-072 East Plains Telecom, Inc.
- TC02-053 Interstate Telecommunication Cooperative, Inc.
- TC02-079 Kennebec Telephone Company
- TC02-090 Local Exchange Carriers Association
- TC02-068 McCook Cooperative Telephone Company
- TC02-067 Midstate Communications, Inc.
- TC02-088 Roberts County Telephone Cooperative Association and RC Communications, Inc.
- TC02-073 Sanborn Telephone Cooperative and SANCOM, Inc.
- TC02-058 Sioux Falley Telephone Company
- TC02-091 South Dakota Network, L.L.C.
- TC02-065 Splitrock Properties, Inc.
- TC02-066 Splitrock Telecom Cooperative, Inc.
- TC02-064 Sully Buttes Telephone Cooperative, Inc.

Ms. Pamela Bonrud  
Executive Director  
August 14, 2003  
Page 2


TC02-089 Tri-County Telecom, Inc.  
TC02-077 Union Telephone Company  
TC02-074 Valley Telecommunications Cooperative Association  
TC02-054 Vivian Telephone Company  
TC02-052 West River Cooperative Telephone Company

If you have any questions, please feel free to give me a call at any time.

Best regards.

Sincerely,

BARKER, WILSON, REYNOLDS & BURKE, LLP



John W. Burke

JWB/bb  
Enclosure



**BEFORE THE PUBLIC UTILITIES COMMISSION  
OF THE STATE OF SOUTH DAKOTA**

**IN THE MATTER OF THE ESTABLISHMENT OF  
SWITCHED ACCESS REVENUE REQUIREMENT**

) TC02-053; TC02-052; TC02-054;  
) TC02-058; TC02-064; TC02-065;  
) TC02-066; TC02-067; TC02-068;  
) TC02-071; TC02-072; TC02-073;  
) TC02-074; TC02-076; TC02-077;  
) TC02-078; TC02-079; TC02-080;  
) TC02-087; TC02-088; TC02-089;  
) TC02-090; TC02-091  
)

**AFFIDAVIT OF LES S. SUMPTION**


Les S. Sumption, being first duly sworn upon his oath, deposes and states as follows:

1. That I am one of the partners that owns and operates Intervenor S&S Communications.
2. That I make this Affidavit in resistance to Petitioner's Motion to Dismiss and/or Motion for Summary Judgment.
3. That prior to losing its Certificate of Authority S&S Communications was a switch-based interexchange carrier that provided both intra and interstate long distance communications services to subscribers throughout South Dakota.
4. That providing intrastate long distance services in South Dakota requires the following switched access services: Originating Carrier Common Line Access; Originating Local Switching; Originating Local Transport; Centralized Equal Access Service; Terminating Local Transport; Terminating Local Switching; and Terminating Carrier Common Line Access. Pursuant to tariffs, the cost to purchase such services exceeds \$.20 per minute.
5. That over the past several weeks several individuals and/or entities have expressed an interest in purchasing S&S Communications and/or its assets.

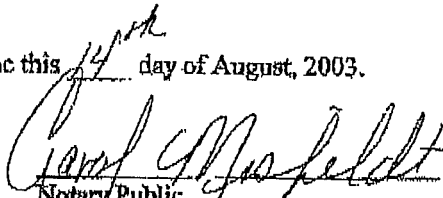
6. That S&S Communications is presently in negotiations to sell its business and/or assets.
7. That S&S Communications' pecuniary interests will be directly and immediately affected by the Commission's decision on this matter for the following reasons:
  - (A) Subsequent to the sale, S&S Communications, regardless of the name by which it will do business, will have to purchase switched access services;
  - (B) The individual and/or entity interested in purchasing S&S Communications and/or its assets has expressed some reluctance in following through with the purchase as a result of the rates presently charged for switched access services in South Dakota;
  - (C) If the individual and/or entity interested in purchasing S&S Communications and/or its assets fails to follow through with the purchase, S&S Communications will be divested of a substantial amount of revenue that would have been directed to creditors and/or subscribers that lost service.

Further your affiant sayeth not.

Dated this 14 day of August, 2003.

  
\_\_\_\_\_  
Les S. Sumption

Subscribed and sworn to before me this 14 day of August, 2003.

  
\_\_\_\_\_  
Notary Public  
My Commission Expires: 1-23-2006



**RECEIVED**

BEFORE THE PUBLIC UTILITIES COMMISSION

AUG 18 2003

OF THE STATE OF SOUTH DAKOTA

**SOUTH DAKOTA PUBLIC  
UTILITIES COMMISSION**

IN THE MATTER OF THE ESTABLISH-  
MENT OF SWITCHED ACCESS REVE-  
NUE REQUIREMENT

Docket No.'s TC02-052, TC02-053,  
TC02-054, TC02-058, TC02-064,  
TC02-065, TC02-066, TC02-067,  
TC02-068, TC02-071, TC02-072,  
TC02-073, TC02-074, TC02-076,  
TC02-077, TC02-078, TC02-079,  
TC02-080, TC02-087, TC02-088,  
TC02-089, TC02-090, TC02-091

RESPONSE OF COMPANIES NAMED IN ABOVE DOCKETS  
TO AFFIDAVIT OF LES S. SUMPTION

Relevant Background

In June of 2002, each of the companies named in the above dockets (hereinafter "Companies") filed its 2001 Intrastate Switched Access Cost Study. S&S Communications ("S&S") was granted intervention status in the above dockets by the Commission on July 23, 2002.

On July 1, 2003, pursuant to properly given statutory notice, the Companies' switched access rates became effective, subject to final approval/refund by the Commission. On July 2, 2003, Commission revoked S&S's Certificate of Authority to do business as a telecommunications company in South Dakota.

On July 11, 2003, each of the Companies filed a Motion to Dismiss S&S as Intervenor in the Cost Study Dockets and Motion for Extension of Time to Respond to S&S's Second Discovery Request. S&S filed a Brief in Resistance to Companies' Motions.

On August 4, 2003, the Commission considered the Motions and voted to reconsider the Motion to Dismiss on August 19, 2003, alternatively as a Motion for Summary Judgment or as a Motion to Dismiss. The Commission extended the time of Companies to respond to the Second Discovery Requests pending ruling on the Motion to Dismiss.

On August 14, 2003, S&S filed an Affidavit of Les S. Sumption, resisting Companies' Motion to Dismiss and/or Motion for Summary Judgment. This Response is filed by Companies in support of the Motion to Dismiss and the Motion for Summary Judgment.

#### Issue

The issue presented is whether a genuine issue of material fact exists as to S&S's current interest in the cost study dockets. If the Commission determines that no genuine issue of material fact exists, it will proceed to determine whether S&S currently has sufficient interest in the proceeding to maintain its status as intervenor party as a question of law.

If the Commission determines S&S has alleged sufficient facts in its Affidavit to establish that a genuine issue of material fact may exist, the Commission will proceed to take evidence from S&S and other parties on the issue of S&S's current interest in the Companies' cost study dockets. The issue at said factual hearing will be whether by the outcome of these proceedings (the cost study dockets) S&S will be bound and affected either favorably or adversely with respect to an interest peculiar to S&S as distinguishable from an interest common to the public or to the taxpayers in general.

## Argument

It is Companies' position that a further factual hearing is not necessary, as the Affidavit filed by S&S in this docket is insufficient to establish the existence of a genuine issue of material fact.

SDCL § 15-6-56 governs summary judgment practice. Specifically, SDCL § 15-6-56(e) addresses the form of affidavits necessary to support or oppose a summary judgment motion:

Supporting and opposing affidavits shall be made on personal knowledge, shall set forth such facts as would be admissible in evidence . . . when a motion for summary judgment is made . . . an adverse party may not rest upon the mere allegations or denials of his pleading, but his response . . . must set forth specific facts showing that there is a genuine issue for trial.

A careful review of the Affidavit of Les S. Sumption shows that it falls far short of the statutory standards for opposing affidavits. Paragraph 5 of the Affidavit states that over the past several weeks, "several individuals and/or entities have expressed an interest in purchasing S&S Communications and/or its assets." Paragraph 6 states that S&S is presently negotiating to sell "its business and/or its assets." S&S, however, submits no supplemental documents supporting its stated allegations.

It is highly speculative at best that S&S could sell its business. This Commission can take judicial notice of the fact that S&S can no longer provide services, since its Certificate of Authority has been revoked. Therefore, sale of S&S as a business is very unlikely. S&S is asking the Commission to keep it in these dockets on the slim chance of a sale of its business. No facts are submitted to substantiate these allegations: What is the name of the proposed buyer? Is it an individual or an entity? In his Affidavit, Mr. Sumption apparently cannot decide what type of buyer he is dealing with, despite his assertion that he is "presently" engaged in negotiations. Is the sale one of a business

or one of assets? Again, Mr. Sumption is unable to state what type of sale he is presently negotiating. It is important to remember that the purpose of the current dockets is to determine and establish fair switched access rates in accordance with this Commission's rules, not whether S&S can sell its business or assets.

Nor does Mr. Sumption's Affidavit establish sufficient facts to show that S&S's pecuniary interests will be "directly and immediately affected" by the outcome of these dockets. There is no evidence whatsoever that S&S Communications "will have to purchase switched access services." It obviously cannot do so without a Certificate of Authority. Even assuming for purposes of argument that S&S sells its business as an on-going telecommunications business, which is not only a stretch of the imagination but also not even affirmatively stated and supported by Mr. Sumption's Affidavit, the new buyer would have to establish its own interest in the Companies' switched access rates. Mr. Sumption cannot raise concerns of a phantom buyer and expect such vicarious allegations to sustain the level of specificity required by SDCL 15-6-56(e) to oppose a summary judgment motion. Such hearsay would not be admissible in a factual hearing. If, on the other hand, S&S does sell assets, such as a switch or other personal property, the outcome of these dockets would have no effect whatsoever on such a sale.

The standards of specificity of affidavits in support of or in opposition to summary judgment are high under South Dakota case law as well. The clearest example is found in the case of The Estate of Fredris J. Elliott vs. A&B Welding Supply Company, Inc., 594 NW2d 707 (SD 1999). The case involved agreements among shareholders for the purchase of stock. Specifically, the Estate tried to challenge the validity of written buy/sell agreements on the basis of alleged oral agreements between the share-

holders. In granting summary judgment upholding the validity of the written agreements, the Court stated:

However, proof of a mere possibility is never sufficient to establish a fact . . . “When challenging a summary judgment, the nonmoving party ‘must substantiate his allegations with sufficient probative evidence that would permit a finding in his favor on more than mere speculation, conjecture, or fantasy.’” Himrich v. Carpenter, 569 NW2d 568, 573 (quoting Moody v. St. Charles County, 23 F3d 1410, 1412 (8<sup>th</sup> Cir. 1994)).

See also Estate of Thomas v. Sheffield, (“mere allegations are not sufficient to preclude summary judgment”), 511 NW2d 841, 844 (SD 1994). Also on point is the case of Paradigm Hotel Mortgage Fund v. Sioux Falls Hotel Company, Inc., 511 NW2d 567 (SD 1994). The Hotel appealed the trial court’s grant of summary judgment to Paradigm in a foreclosure action against Hotel on a defaulted mortgage loan. The argument centered around the value of the mortgaged property. Hotel, in opposition to the summary judgment motion, failed to complete an appraisal “or to obtain evidence to back up [its] conclusory allegations.”

The trial court was left to decide whether an issue of fact existed on value based upon Defendant’s appraiser’s assertion that the property was worth “substantially more” than the value shown in the mortgage holder’s appraisal. In sum, the circuit court was asked to anticipate possible proof. Unsupported conclusions and speculative statements do not raise a genuine issue of fact. Paradigm at 569.

S&S is doing exactly what the Defendant in Paradigm did. It is asking this Commission to find that there is a genuine issue of material fact by “anticipating possible proof.” The “unsupported conclusions and speculative statements” in Mr. Sumption’s Affidavit clearly do not raise a genuine issue of fact.

#### Conclusion

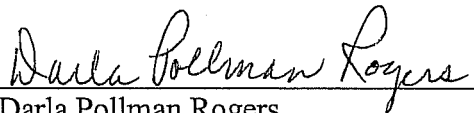
Since S&S has failed to establish that a genuine issue of material fact exists as to its current interest in the proceeding, the Commission can proceed to determine

whether S&S currently has sufficient interest in the cost study dockets to maintain its status as an intervenor party as a matter of law. Companies have established in prior proceedings before this Commission:

- (a) That S&S does not pay Companies' 2001 switched access charges, as its Certificate of Authority is revoked and it is no longer in business; thus S&S no longer has any interest in the cost study dockets;
- (b) That S&S has failed to establish a peculiar interest beyond that of the general public;
- (c) That S&S's continued presence in these dockets is prejudicial to the Companies;
- (d) That this Commission has the expertise and authority to establish switched access rates without S&S's continued participation in these dockets;
- (e) That no issue exists as to retroactive applicability of the 2001 switched access rates; and
- (f) That courts and commissions have full authority to rule upon intervenor status, including the authority to dismiss an intervenor.

Accordingly, Companies respectfully request this Commission to grant the Motion to Dismiss S&S as an intervenor in each of the above-numbered dockets. Companies also request the Commission to order that Companies are not required to respond to S&S's Second Discovery Requests.

Respectfully submitted this eighteenth day of August, 2003.

  
\_\_\_\_\_  
Darla Pollman Rogers  
Riter, Rogers, Wattier & Brown  
P. O. Box 280  
Pierre, South Dakota 57501  
Telephone (605) 224-7889  
Attorney for Companies



**CERTIFICATE OF SERVICE**

The undersigned hereby certifies that she served a copy of the foregoing **RESPONSE** upon the person herein next designated, on the date below shown, by facsimile and by depositing a copy of the said Response in the United States mail at Pierre, South Dakota, postage prepaid, in an envelope addressed to said addressee, to-wit:

John W. Burke  
Barker, Wilson, Reynolds & Burke, LLP  
P. O. Box 100  
Belle Fourche, South Dakota 57717-0100

Dated this eighteenth day of August, 2003.



Darla Pollman Rogers  
Riter, Rogers, Wattier & Brown  
P. O. Box 280  
Pierre, South Dakota 57501  
Telephone (605) 224-7889  
Attorney for Companies



# SOUTH DAKOTA PUBLIC UTILITIES COMMISSION

500 East Capitol Avenue  
Pierre, South Dakota 57501-5070  
www.state.sd.us/puc

Capitol Office  
(605) 773-3201  
(605) 773-3809 fax

Transportation/Warehouse  
(605) 773-5280  
(605) 773-3225 fax

Consumer Hotline  
1-800-332-1782

Bob Sahr, Chair  
Gary Hanson, Vice-Chair  
Jim Burg, Commissioner

**RECEIVED**  
SEP 02 2003  
SOUTH DAKOTA PUBLIC  
UTILITIES COMMISSION

## MEMORANDUM

**TO:** Commissioners Sahr, Hanson and Burg

**FROM:** Keith Senger 

**RE:** TC02-089 – Tri-County Telcom, Inc., Intrastate Switched Access Revenue Requirement

**DATE:** September 2, 2003

On July 1, 2002, Tri-County Telcom, Inc. (Tri-County) filed an Intrastate Switched Access Cost Study pursuant to the administrative rules and based on the twelve months ended December 31, 2001. The cost study submitted by Tri-County developed a revenue requirement of \$241,064. Tri-County's access minutes of use for 2001 were 1,013,042. Tri-County is a member of the Local Exchange Carrier Association (LECA). As a member of LECA, Tri-County's revenue requirement and intrastate switched access minutes of use are part of the total revenue requirement and total intrastate switched access minutes of use used in the determination of the Carrier Common Line, Local Switching, and Common Transport rate elements for LECA.

On July 3, 2002, the Commission electronically transmitted notice of the filing and the intervention deadline of July 19, 2002, to interested individuals and entities. On July 15, 2002, the Commission received a Petition to Intervene from S&S Communications (S&S). On July 23, 2002, the Commission granted S&S's Intervention and ordered Tri-County to deposit an initial assessment of \$1000 in the SDPUC regulatory fee fund and to deposit any additional amounts as required by the executive director. On August 19, 2003, the Commission issued a summary disposition to dismiss S&S as an intervening party.

Staff has reviewed the cost study and supporting documentation and sent five data requests. During this review, Staff requested Tri-County to remove (1) \$2,488 for dues, contributions, etc., (2) to amortize non-recurring cost study expense of \$33,925 over three years, and (3) to adjust the SLU, WDEM, CM, CMM and Tandem Switching factors to actual by removing the 2 way Time Access Ratio. Tri-County agreed to these changes but requested to update the FRRPA expense and recovery of the Global Crossing uncollectible expense of \$3,145. Staff opposed the addition of the Global Crossing uncollectible. On April 3, 2003 Tri-County submitted a revised study containing these adjustments which decreased the revenue requirement to \$199,725. On August 26, 2003, Tri-County, through the LECA attorney Darla Rogers, agreed to remove the Global Crossing adjustment. On August 29, 2003, Roberts County and RCC submitted an electronic final revised study excluding the Global Crossing uncollectible which decreased the revenue requirement to \$199,527.

Staff recommends the Commission approve the adjusted revenue requirement of \$199,527 for Tri-County Telcom, Inc.

C: John W. Coleman, Olsen Thielen & Co., LTD.  
Jim Ekstrand, Tri-County Telcom, Inc.



# OLSEN THIELEN & CO., LTD.

*Certified Public Accountants & Consultants*

**RECEIVED**

**SEP 03 2003**

**SOUTH DAKOTA PUBLIC  
UTILITIES COMMISSION**

September 2, 2003

Keith Senger  
Public Utilities Commission  
500 East Capital Avenue  
Pierre SD 57501-5070

RE: TC02-089 Tri-County Telecom, Inc. Switched Access filing

Enclosed please find six copies of the switched access study which was revised to remove uncollectibles. Please call me if there are any questions or more information is needed.

Sincerely,

John W Coleman  
Certified Public Accountant

Tri-County Telcom, Inc.

\*\*\*\*\* FCC PART 69 \*\*\*\*\*

Intrastate Toll Revenue Requirement Summary		Part 36 Total	Source	Common Line	Local Switching	Information	Common Transport	Billing and Collection	Other		
(A)	(B)	(C)	(D)	(E)	(F)	(G)	(H)	(I)			
INTRALATA:											
15	Net Investment	\$130,495	J13	\$34,176	\$14,272	\$0	\$82,047	\$0	\$0	O.K.	
16	Rate of Return	10.00%		10.00%	10.00%	10.00%	10.00%	10.00%	10.00%		
17											
18	Return on Rate Base	\$13,049		\$3,418	\$1,427	\$0	\$8,205	\$0	\$0	O.K.	
19	Return Adjustments	0	J18-20	0	0	0	0	0	0	O.K.	
20											
21	Net Return on Rate Base	\$13,049		\$3,418	\$1,427	\$0	\$8,205	\$0	\$0	O.K.	
22	Income Taxes	6,297	J31-32	1,649	689	0	3,959	0	0	O.K.	
23	Expenses and Other Taxes	190,871	J33-35, 40	24,479	49,234	390	106,077	10,691	0	O.K.	
24											
25	Total IntraLATA Rev. Req.	\$210,218		\$29,546	\$51,350	\$390	\$118,241	\$10,691	\$0	O.K.	
26											
27											
28											
29	INTERLATA:										
30											
31	Net Investment	\$0	P13	\$0	\$0	\$0	\$0	\$0	\$0	O.K.	
32	Rate of Return	10.00%		10.00%	10.00%	10.00%	10.00%	10.00%	10.00%		
33											
34	Return on Rate Base	\$0		\$0	\$0	\$0	\$0	\$0	\$0	O.K.	
35	Return Adjustments	0	P18-20	0	0	0	0	0	0	O.K.	
36											
37	Net Return on Rate Base	\$0		\$0	\$0	\$0	\$0	\$0	\$0	O.K.	
38	Income Taxes	0	P31-32	0	0	0	0	0	0	O.K.	
39	Expenses and Other Taxes	0	P33-35, 40	0	0	0	0	0	0	O.K.	
40											
41	Total InterLATA Rev. Req.	\$0		\$0	\$0	\$0	\$0	\$0	\$0	O.K.	
42											
43											
44											
45	TOTAL INTRASTATE REV. REQ.	\$210,218		\$29,546	\$51,350	\$390	\$118,241	\$10,691	\$0		
	ACCESS ELEMENT MINUTES OF USE			1,013,042	1,013,042		1,013,042				
	ACCESS RATE PER MINUTE	\$0.196573		\$0.029165	\$0.050689		\$0.116719				

SOUTH DAKOTA PUBLIC UTILITIES COMMISSION

SEP 03 2003

RECEIVED

									Intrastate								
									Message Telephone Service		Private Line						
***** FCC PART 36 ***** Revenue Requirement Summary									TOTAL COMPANY	Source/ Allocator	Interstate and Other	InterLATA	IntraLATA	InterLATA	IntraLATA	TOTAL INTRASTATE	
(A)									(B)	(C)	(D)	(E)	(F)	(G)	(H)	(I)	
13	State Income Tax Rate	0.00%	—	0.00%	0.00%	0.00%	0.00%	0.00%	0.00%								
14	Federal Income Tax Rate	34.00%	—	34.00%	34.00%	34.00%	34.00%	34.00%	34.00%								
15	Gross Receipts Tax Rate	4.00%	—	4.00%	4.00%	4.00%	4.00%	4.00%	4.00%								
16																	
17																	
18	Net Investment	\$413,310	C68	\$282,815	\$0	\$130,495	\$0	\$0	\$130,495	O.K.							
19	Rate of Return	10.00%	—	10.00%	10.00%	10.00%	10.00%	10.00%	10.00%								
20																	
21	Return on Rate Base	\$41,331		\$28,282	\$0	\$13,049	\$0	\$0	\$13,049	O.K.							
22																	
23	AFUDC	0	H43	0	0	0	0	0	0	O.K.							
24	ITC Amortization	0	H36	0	0	0	0	0	0	O.K.							
25	Other Return Adjustments	0	V242	0	0	0	0	0	0	O.K.							
26																	
27	Net Return	\$41,331		\$28,282	\$0	\$13,049	\$0	\$0	\$13,049	O.K.							
28																	
29	Contributions	0	H52	0	0	0	0	0	0	O.K.							
30	Interest Expense	2,619	H44	1,793	0	826	0	0	826	O.K.							
31	Capital Lease Expense	0	H46	0	0	0	0	0	0	O.K.							
32	Capitalized Payroll taxes	0	H36	0	0	0	0	0	0	O.K.							
33	Depreciation Adjustment	0	H36	0	0	0	0	0	0	O.K.							
34	Other Income Adjustments	0	V248	0	0	0	0	0	0	O.K.							
35																	
36	After Tax Income	\$38,712		\$26,489	\$0	\$12,223	\$0	\$0	\$12,223	O.K.							
37																	
38	State Income Taxes	\$0	Formula	\$0	\$0	\$0	\$0	\$0	\$0	O.K.							
39	Federal Income Taxes	19,943	Formula	13,646	0	6,297	0	0	6,297	O.K.							
40	Operating Expenses and Taxes	578,209	I196	395,748	0	182,461	0	0	182,461	O.K.							
41	Uncollectibles	0	V249	0	0	0	0	0	0	O.K.							
42	Other Revenue Adjustments	0	V250	0	0	0	0	0	0	O.K.							
43																	
44	Net Revenue	\$639,483		\$437,675	\$0	\$201,808	\$0	\$0	\$201,808	O.K.							
45	Gross Receipts Taxes	26,645	Formula	18,236	0	8,409	0	0	8,409	O.K.							
46	Other Revenue Taxes	0	V251	0	0	0	0	0	0	O.K.							
47																	
TOTAL REVENUE REQUIREMENT		\$666,128		\$455,911	\$0	\$210,217	\$0	\$0	\$210,217	O.K.							

		Intrastate								
***** FCC PART 36 ***** Investment Summary		TOTAL COMPANY	Source/ Allocator	Interstate and Other	Message Telephone Service		Private Line		TOTAL INTRASTATE	
(A)	(B)	(C)	(D)	InterLATA	IntraLATA	InterLATA	IntraLATA	(I)		
13 Land and Support Investment	\$353,609	D33	\$260,173	\$0	\$93,436	\$0	\$0	\$93,436	O.K.	
14										
15 COE Operator Equipment	\$0	D43	\$0	\$0	\$0	\$0	\$0	\$0	O.K.	
16 COE Switching Equipment	500,280	D68	381,575	0	118,705	0	0	118,705	O.K.	
17 COE Transmission Equipment	205,099	D85	138,785	0	66,314	0	0	66,314	O.K.	
18										
19 Total COE	\$705,379		\$520,359	\$0	\$185,020	\$0	\$0	\$185,020	O.K.	
20 Info. Orig./Term. Equipment	0	D94	0	0	0	0	0	0	O.K.	
21 Cable and Wire Facilities	540,576	D137	396,371	0	144,205	0	0	144,205	O.K.	
22										
23 Total COE, IOT, C&WF	\$1,245,955		\$916,730	\$0	\$329,225	\$0	\$0	\$329,225	O.K.	
24										
25 Total Capital Leases	\$0	D173	\$0	\$0	\$0	\$0	\$0	\$0	O.K.	
26										
27 Leasehold Improvements	\$0	D186	\$0	\$0	\$0	\$0	\$0	\$0	O.K.	
28										
29 Intangible Assets	\$10,658	D209	\$0	\$0	\$10,658	\$0	\$0	\$10,658	O.K.	
30										
31										
32 Total Tele. Plt. In Service	\$1,610,222		\$1,176,903	\$0	\$433,319	\$0	\$0	\$433,319	O.K.	
33										
34 Plant Held, Future Use	\$0	D214-215	\$0	\$0	\$0	\$0	\$0	\$0	O.K.	
35 TPUC, Short-term	0	D216-217	0	0	0	0	0	0	O.K.	
36 TPUC, Long-term	0	D218-219	0	0	0	0	0	0	O.K.	
37 Tel. Plt. Adjustment	0	D220-221	0	0	0	0	0	0	O.K.	
38										
39 Total Other Tel. Plt.	\$0		\$0	\$0	\$0	\$0	\$0	\$0	O.K.	
40										
41										
42 TOTAL TELEPHONE PLANT	\$1,610,222		\$1,176,903	\$0	\$433,319	\$0	\$0	\$433,319	O.K.	

Tri-County Telcom, Inc.

		Intrastate								
		Message Telephone Service				Private Line		TOTAL		
***** FCC PART 36 ***** Investment Summary		TOTAL COMPANY	Source/ Allocator	Interstate	InterLATA	IntraLATA	InterLATA	IntraLATA	INTRASTATE	
(A)	(B)	(C)	(D)	(E)	(F)	(G)	(H)	(I)		
56	Other Assets, Net	0	V105	0	0	0	0	0	0	O.K.
57	Accumulated Depr./Amort	(1,196,171)	E34	(891,078)	0	(305,093)	0	0	(305,093)	O.K.
58	Accum. Def. Inc. Taxes, Net	(19,229)	E47	(14,346)	0	(4,883)	0	0	(4,883)	O.K.
59	Oth. Liab. & Def. Cr., Net	(3,775)	V106	(3,775)	0	0	0	0	0	O.K.
60										
61	TOTAL NET PLANT	\$391,047		\$267,705	\$0	\$123,342	\$0	\$0	\$123,342	O.K.
62										
63	Materials and Supplies	2,340	H31	1,716	0	624	0	0	624	O.K.
64	Rural Tel. Bank Stock	0	H35	0	0	0	0	0	0	O.K.
65	Cash Working Capital	19,923	Formula	13,395	0	6,528	0	0	6,528	O.K.
66	Equal Access Investment	0	--	0	0	0	0	0	0	O.K.
67										
68	TOTAL NET INVESTMENT	\$413,310		\$282,815	\$0	\$130,495	\$0	\$0	\$130,495	O.K.
69										

Intrastate									
***** FCC PART 36 ***** Plant Investment Detail	TOTAL COMPANY	Source/ Allocator	Interstate and Other	Message Telephone Service		Private Line		TOTAL INTRASTATE	
				InterLATA	IntraLATA	InterLATA	IntraLATA		
(A)	(B)	(C)	(D)	(E)	(F)	(G)	(H)	(I)	
13 LAND AND SUPPORT ASSETS:									
14									
15 Land, Allocable	\$0	H33	\$0	\$0	\$0	\$0	\$0	\$0	O.K.
16 Land, Direct	0	V22	0	0	0	0	0	0	O.K.
17									
18 Total Land	\$0		\$0	\$0	\$0	\$0	\$0	\$0	O.K.
19									
20 Motor Vehicles	\$0	H33	\$0	\$0	\$0	\$0	\$0	\$0	O.K.
21 Aircraft	0	H33	0	0	0	0	0	0	O.K.
22 Special Purpose Vehicles	0	H33	0	0	0	0	0	0	O.K.
23 Garage Work Equipment	0	H33	0	0	0	0	0	0	O.K.
24 Other Work Equipment	0	H33	0	0	0	0	0	0	O.K.
25 Buildings, Allocable	353,609	H33	260,173	0	93,436	0	0	93,436	O.K.
26 Buildings, Direct	0	V29	0	0	0	0	0	0	O.K.
27 Furniture	0	H33	0	0	0	0	0	0	O.K.
28 Office Equipment	0	H33	0	0	0	0	0	0	O.K.
29 General Purpose Computers	0	H33	0	0	0	0	0	0	O.K.
30									
31 Total Support Assets	\$353,609		\$260,173	\$0	\$93,436	\$0	\$0	\$93,436	O.K.
32									
33 Tot. Land and Support Assets	\$353,609		\$260,173	\$0	\$93,436	\$0	\$0	\$93,436	O.K.
34									
35									
36 CENTRAL OFFICE EQUIPMENT:									
37									
38 CAT 1 Oper. Sys., TSPS	\$0	G22	\$0	\$0	\$0	\$0	\$0	\$0	O.K.
39 CAT 1 Oper. Sys., Other TSPS	0	G21	0	0	0	0	0	0	O.K.
40 CAT 1 Oper. Sys., Aux. Pos.	0	G23	0	0	0	0	0	0	O.K.
41 CAT 1 Oper. Sys., Other	0	V36	0	0	0	0	0	0	O.K.
42									
43 Total CAT 1	\$0		\$0	\$0	\$0	\$0	\$0	\$0	O.K.
44									
45									
46 CAT 2 Tandem Sw. Allocable	\$18,597	G26	\$11,085	\$0	\$7,512	\$0	\$0	\$7,512	O.K.
47 CAT 2 Tandem Sw. Direct	0	V38	0	0	0	0	0	0	O.K.
48									
49 Total CAT 2	\$18,597		\$11,085	\$0	\$7,512	\$0	\$0	\$7,512	O.K.



Tri-County Telcom, Inc.

		Intrastate								
***** FCC PART 36 ***** Plant Investment Detail		TOTAL COMPANY	Source/ Allocator	Interstate and Other	Message Telephone Service		Private Line		TOTAL INTRASTATE	
(A)	(B)	(C)	(D)	InterLATA (E)	IntraLATA (F)	InterLATA (G)	IntraLATA (H)	(I)		
63	CAT 3 Local Sw. Allocable	\$481,683	G15	\$370,489	\$0	\$111,194	\$0	\$0	\$111,194	O.K.
64	CAT 3 Local Sw. Direct	0	V40	0	0	0	0	0	0	O.K.
65										
66	Total CAT 3	\$481,683		\$370,489	\$0	\$111,194	\$0	\$0	\$111,194	O.K.
67										
68	Total COE Sw. CAT 2&3	\$500,280		\$381,575	\$0	\$118,705	\$0	\$0	\$118,705	O.K.
69										
70										
71	COE TRANSMISSION:									
72										
73	CAT 4.12 Exchange Trunk	\$0	123	\$0	\$0	\$0	\$0	\$0	\$0	O.K.
74	CAT 4.12 Exch. Tr. Direct	0	V42	0	0	0	0	0	0	O.K.
75	CAT 4.13 Exch. Ln. Message	40,983	G13	30,738	0	10,246	0	0	10,246	O.K.
76	CAT 4.13 PL, WATS, Local	1,049	F18	1,049	0	0	0	0	0	O.K.
77	CAT 4.13 Direct	0	V45	0	0	0	0	0	0	O.K.
78	CAT 4.23 Message	149,580	G18	93,512	0	56,068	0	0	56,068	O.K.
79	CAT 4.23 PL, WATS	13,487	F24	13,487	0	0	0	0	0	O.K.
80	CAT 4.23 Direct	0	V48	0	0	0	0	0	0	O.K.
81	CAT 4.3 H/R Message	0	G29	0	0	0	0	0	0	O.K.
82	CAT 4.3 WATS	0	V50	0	0	0	0	0	0	O.K.
83	CAT 4.3 Direct	0	V51	0	0	0	0	0	0	O.K.
84										
85	Total COE CAT 4	\$205,099		\$138,785	\$0	\$66,314	\$0	\$0	\$66,314	O.K.
86										
87										
88	INFORMATION ORIGINATION/TERMINATION:									
89										
90	CAT 1 Other IOT Equipment	\$0	G13	\$0	\$0	\$0	\$0	\$0	\$0	O.K.
91	CAT 1 Coinless Pay Phones	0	G18	0	0	0	0	0	0	O.K.
92	CAT 2 CP Equipment	0	V70	0	0	0	0	0	0	O.K.
93										
94	Total IOT Equipment	\$0		\$0	\$0	\$0	\$0	\$0	\$0	O.K.
95										
96										

Tri-County Telcom, Inc.

Intrastate									
***** FCC PART 36 ***** Plant Investment Detail	TOTAL COMPANY	Source/ Allocator	Interstate and Other	Message Telephone Service		Private Line		TOTAL INTRASTATE	
				InterLATA	IntraLATA	InterLATA	IntraLATA		
(A)	(B)	(C)	(D)	(E)	(F)	(G)	(H)	(I)	
111 CABLE AND WIRE FACILITIES:									
112									
113 CAT 1.1 IntraLATA PL/WATS	3,251	F31	\$3,251	\$0	\$0	\$0	\$0	\$0	O.K.
114 CAT 1.2 InterLATA PL/WATS	6,503	F31	6,503	0	0	0	0	0	O.K.
115 CAT 1.3 Joint Message	381,212	G13	285,909	0	95,303	0	0	95,303	O.K.
116 Other CAT 1 C&WF	0	V74	0	0	0	0	0	0	O.K.
117									
118 Total CAT 1 C&WF	\$390,966		\$295,663	\$0	\$95,303	\$0	\$0	\$95,303	O.K.
119									
120 CAT 2 C&WF	\$17,539	G28	\$17,539	\$0	\$0	\$0	\$0	\$0	O.K.
121 CAT 2 C&WF, Wideband	0	V76	0	0	0	0	0	0	O.K.
122									
123 Total CAT 2 C&WF	\$17,539		\$17,539	\$0	\$0	\$0	\$0	\$0	O.K.
124									
125 CAT 3 Joint Message	131,818	G17	82,916	0	48,902	0	0	\$48,902	O.K.
126 CAT 3 PL/WATS etc.	253	F36	253	0	0	0	0	0	O.K.
127 CAT 3 Direct	0	V79	0	0	0	0	0	0	O.K.
128									
129 Total CAT 3 C&WF	\$132,071		\$83,169	\$0	\$48,902	\$0	\$0	\$48,902	O.K.
130									
131 CAT 4 Message	\$0	G29	\$0	\$0	\$0	\$0	\$0	\$0	O.K.
132 CAT 4 WATS	0	V81	0	0	0	0	0	0	O.K.
133 CAT 4 Direct	0	V82	0	0	0	0	0	0	O.K.
134									
135 Total CAT 4 C&WF	\$0		\$0	\$0	\$0	\$0	\$0	\$0	O.K.
136									
137 TOTAL C&WF	\$540,576		\$396,371	\$0	\$144,205	\$0	\$0	\$144,205	O.K.
138									
139									
140 CAPITAL LEASES:									
141									
142 Allocable Support Leases	\$0	H14	\$0	\$0	\$0	\$0	\$0	\$0	O.K.
143 Direct Support Leases	0	V84	0	0	0	0	0	0	O.K.
144									
145 Total Support Leases	\$0		\$0	\$0	\$0	\$0	\$0	\$0	O.K.

Tri-County Telcom, Inc.

***** FCC PART 36 ***** Plant Investment Detail  (A)	TOTAL COMPANY  (B)	Source/ Allocator  (C)	Interstate and Other  (D)	Intrastate				TOTAL INTRASTATE  (I)	
				Message Telephone Service		Private Line			
				InterLATA  (E)	IntraLATA  (F)	InterLATA  (G)	IntraLATA  (H)		
160									
161 COE Operator	\$0	H16	\$0	\$0	\$0	\$0	\$0	\$0	O.K.
162 COE Tandem Switch	0	H17	0	0	0	0	0	0	O.K.
163 COE Local Switch	0	H18	0	0	0	0	0	0	O.K.
164 COE Transmission	0	H20	0	0	0	0	0	0	O.K.
165 COE Direct	0	V89	0	0	0	0	0	0	O.K.
166									
167 Total COE Leases	\$0		\$0	\$0	\$0	\$0	\$0	\$0	O.K.
168									
169 IOT Leases	\$0	V90	\$0	\$0	\$0	\$0	\$0	\$0	O.K.
170									
171 C&WF Leases	\$0	V91	\$0	\$0	\$0	\$0	\$0	\$0	O.K.
172									
173 TOTAL CAPITAL LEASES	\$0		\$0	\$0	\$0	\$0	\$0	\$0	O.K.
174									
175									
176 LEASEHOLD IMPROVEMENTS:									
177									
178 Land and Support Assets	\$0	H14	\$0	\$0	\$0	\$0	\$0	\$0	O.K.
179 COE Switching	0	H18	0	0	0	0	0	0	O.K.
180 COE Operator	0	H16	0	0	0	0	0	0	O.K.
181 COE Transmission	0	H20	0	0	0	0	0	0	O.K.
182 IOT	0	V96	0	0	0	0	0	0	O.K.
183 C&WF	0	V97	0	0	0	0	0	0	O.K.
184 Other	0	V98	0	0	0	0	0	0	O.K.
185									
186 TOTAL LEASEHOLD IMPROVEMEN	\$0		\$0	\$0	\$0	\$0	\$0	\$0	O.K.
187									
188									
189 TPIS, EXCL. ACCT. No. 2690	\$1,599,564		\$1,176,903	\$0	\$422,661	\$0	\$0	\$422,661	O.K.

Tri-County Telcom, Inc.

		Intrastate								
		TOTAL COMPANY	Source/ Allocator	Interstate and Other	Message Telephone Service		Private Line		TOTAL INTRASTATE	
					InterLATA	IntraLATA	InterLATA	IntraLATA		
***** FCC PART 36 ***** Plant Investment Detail	(A)	(B)	(C)	(D)	(E)	(F)	(G)	(H)	(I)	
204	INTANGIBLE ASSETS:									
205										
206	Allocable Acct. No. 2690	\$0	H36	\$0	\$0	\$0	\$0	\$0	\$0	O.K.
207	Direct Acct. No. 2690	10,658	V100	0	0	10,658	0	0	10,658	O.K.
208										
209	Total Intangible Assets	\$10,658		\$0	\$0	\$10,658	\$0	\$0	\$10,658	O.K.
210										
211										
212	OTHER TELEPHONE PLANT:									
213										
214	Held for Fut. Use - Alloc.	\$0	---	\$0	\$0	\$0	\$0	\$0	\$0	O.K.
215	Held for Fut. Use - Direct	0	---	0	0	0	0	0	0	O.K.
216	TPUC, Short-term - Alloc.	0	H35	0	0	0	0	0	0	O.K.
217	TPUC, Short-term - Direct	0	V124	0	0	0	0	0	0	O.K.
218	TPUC, Long-term - Alloc.	0	H35	0	0	0	0	0	0	O.K.
219	TPUC, Long-term - Direct	0	V126	0	0	0	0	0	0	O.K.
220	Tele. Plt. Adjust. - Alloc.	0	H35	0	0	0	0	0	0	O.K.
221	Tele. Plt. Adjust. - Direct	0	V104	0	0	0	0	0	0	O.K.
222										
223	Total Other Telephone Plant	\$0		\$0	\$0	\$0	\$0	\$0	\$0	O.K.

***** FCC PART 36 ***** Reserves and Deferrals	TOTAL COMPANY	Source/ Allocator	Interstate and Other	Intrastate				TOTAL INTRASTATE		
				Message Telephone Service		Private Line				
				InterLATA	IntraLATA	InterLATA	IntraLATA			
(A)	(B)	(C)	(D)	(E)	(F)	(G)	(H)	(I)		
13 ACCUM. DEPRECIATION, TPIS:										
14										
15 Support Assets	\$131,686	H13	\$96,890	\$0	\$34,796	\$0	\$0	\$34,796	O.K.	
16 COE Switching	570,819	H19	435,376	0	135,443	0	0	135,443	O.K.	
17 COE Operator	0	H16	0	0	0	0	0	0	O.K.	
18 COE Transmission	55,915	H20	37,836	0	18,079	0	0	18,079	O.K.	
19 IOT Equipment	0	H25	0	0	0	0	0	0	O.K.	
20 Cable and Wire Facilities	437,751	H31	320,975	0	116,776	0	0	116,776	O.K.	
21 Other Plant	0	V135	0	0	0	0	0	0	O.K.	
22										
23 Total Accum. Depr., TPIS	\$1,196,171		\$891,078	\$0	\$305,093	\$0	\$0	\$305,093	O.K.	
24										
25 ACCUM. AMORTIZATION:										
26										
27 Accum. Depreciation, PHFU	\$0	H38	\$0	\$0	\$0	\$0	\$0	\$0	O.K.	
28 Accum. Amort., Tangible Inv.	0	H40	0	0	0	0	0	0	O.K.	
29 Accum. Amort., Intang. Inv.	0	H41	0	0	0	0	0	0	O.K.	
30 Accum. Amort., Other	0	V138	0	0	0	0	0	0	O.K.	
31										
32 Tot. Accum. Amortization	\$0		\$0	\$0	\$0	\$0	\$0	\$0	O.K.	
33										
34 Total Accum. Depr./Amort.	\$1,196,171		\$891,078	\$0	\$305,093	\$0	\$0	\$305,093	O.K.	
35										
36										
37 ACCUM. DEF. INC. TAXES, NET:										
38										
39 Support Assets	13,868	H13	\$10,204	\$0	\$3,664	\$0	\$0	\$3,664	O.K.	
40 COE Switching	12,323	H19	9,399	0	2,924	0	0	2,924	O.K.	
41 COE Operator	0	H16	0	0	0	0	0	0	O.K.	
42 COE Transmission	2,690	H20	1,820	0	870	0	0	870	O.K.	
43 IOT Equipment	0	H25	0	0	0	0	0	0	O.K.	
44 Cable and Wire Fac.	(9,652)	H31	(7,077)	0	(2,575)	0	0	(2,575)	O.K.	
45 Unclassified	0	V145	0	0	0	0	0	0	O.K.	
46										
47 Total Accum. Def. Inc. Taxes	\$19,229		\$14,346	\$0	\$4,883	\$0	\$0	\$4,883	O.K.	

Tri-County Telcom, Inc.

***** FCC PART 36 ***** Functional Distribution of Selected Investments		Private Line							Other	
		TOTAL COMPANY	Joint Use Message	Interstate		Intrastate		Extended Area Service		
				InterLATA	IntraLATA	InterLATA	IntraLATA			
(A)	(B)	(C)	(D)	(E)	(F)	(G)	(H)	(I)		
13	TRANS. CCT EQUIPMENT:									
14										
15	Working Loops	481	469	8	0	0	0	0	4	O.K.
16	Avg. Cost per Loop	87.38	87.38	87.38	87.38	87.38	87.38	87.38	87.38	
17										
18	CAT 4.13 Exch Ln. Invest.	\$42,032	\$40,983	\$699	\$0	\$0	\$0	\$0	\$350	
19										
20										
21	Circuit Terminations	13,300	12,200	400	0	0	0	0	700	O.K.
22	Avg. Cost per Termination	12.26	12.26	12.26	12.26	12.26	12.26	12.26	12.26	
23										
24	CAT 4.23 Other IX	\$163,067	\$149,580	\$4,904	\$0	\$0	\$0	\$0	\$8,582	
25										
26										
27	C&WF INVESTMENT:									
28										
29	Working Loops	481	469	8	0	0	0	0	4	
30	Loops Factor	1.000000	0.975052	0.016632	0.000000	0.000000	0.000000	0.000000	0.008316	
31	CAT 1 Exchange C&WF	\$390,966	\$381,212	\$6,503	\$0	\$0	\$0	\$0	\$3,251	O.K.
32										
33										
34	Equivalent IX Circuit Miles	3,352,934	3,346,514	1,680	0	0	0	0	4,740	O.K.
35	IX Cct. Miles Factor	1.000000	0.998085	0.000501	0.000000	0.000000	0.000000	0.000000	0.001414	
36	CAT 3 Interexch. C&WF	\$132,071	\$131,818	\$66	\$0	\$0	\$0	\$0	\$187	

		Intrastate								
		Message Telephone Service				Private Line				
***** FCC PART 36 ***** Physical Allocation Factors		TOTAL COMPANY	Source/ Allocator	Interstate and Other	InterLATA	IntraLATA	InterLATA	IntraLATA	TOTAL INTRASTATE	
(A)	(B)	(C)	(D)	(E)	(F)	(G)	(H)	(I)		
13	Subscriber Plant Fact. (SPF)	1.000000	SPF	0.750000	0.000000	0.250000	0.000000	0.000000	0.250000	O.K.
14										
15	Dial Equipment Minutes (DEM)	1.000000	DEM	0.769156	0.000000	0.230844	0.000000	0.000000	0.230844	O.K.
16										
17	Conversation Minute-Miles	1.000000	CMM	0.629016	0.000000	0.370984	0.000000	0.000000	0.370984	O.K.
18	Conversation Minutes	1.000000	CM	0.625162	0.000000	0.374838	0.000000	0.000000	0.374838	O.K.
19	Subscriber Minutes (SLU)	1.000000	SLU	0.884578	0.000000	0.115422	0.000000	0.000000	0.115422	O.K.
20										
21	TSPS Processor Time	1.000000	TSP	1.000000	0.000000	0.000000	0.000000	0.000000	0.000000	O.K.
22	Wtd. Stand. Work Sec., Toll	0.000000	WST	0.000000	0.000000	0.000000	0.000000	0.000000	0.000000	O.K.
23	Wtd. Stand. Work Sec., Aux.	0.000000	WSA	0.000000	0.000000	0.000000	0.000000	0.000000	0.000000	O.K.
24	Wtd. Stand. Work Sec., Comb.	1.000000	WSC	1.000000	0.000000	0.000000	0.000000	0.000000	0.000000	O.K.
25										
26	COE CAT 2 Minutes	1.000000	CT2	0.596073	0.000000	0.403927	0.000000	0.000000	0.403927	O.K.
27										
28	Exchange Trunk Minutes	1.000000	ETM	1.000000	0.000000	0.000000	0.000000	0.000000	0.000000	O.K.
29	MOU-Mi., Host/Remote	0.000000	HRM	0.000000	0.000000	0.000000	0.000000	0.000000	0.000000	O.K.
30										
31	C&WF CAT 4, WATS	0.000000	CT4	0.000000	0.000000	0.000000	0.000000	0.000000	0.000000	O.K.
32										
33	Equal Access MOU	0.000000	EAM	0.000000	0.000000	0.000000	0.000000	0.000000	0.000000	O.K.
34										
35	Current Billings	1.000000	CB	0.666463	0.000000	0.333537	0.000000	0.000000	0.333537	O.K.
36	EU Presubscription Factor	1.000000	EPRE	1.000000	0.000000	0.000000	0.000000	0.000000	0.000000	O.K.
37	EU MTS & WATS Factor	1.000000	EMTS	0.808644	0.000000	0.191356	0.000000	0.000000	0.191356	O.K.
38	EU Access, P/L and All Other Factor	0.000000	EPLO	0.000000	0.000000	0.000000	0.000000	0.000000	0.000000	O.K.
39	IX Special Access Factor	0.000000	ISPA	0.000000	0.000000	0.000000	0.000000	0.000000	0.000000	O.K.
40	IX Switched Access Factor	0.000000	ISWA	0.000000	0.000000	0.000000	0.000000	0.000000	0.000000	O.K.
41	IX Billing & Collection Services Factor	0.000000	IBC	0.000000	0.000000	0.000000	0.000000	0.000000	0.000000	O.K.
42	Coin Revenue Percent	0.000000	CR	0.000000	0.000000	0.000000	0.000000	0.000000	0.000000	O.K.
43	Relative Toll/Local Msgs.	1.000000	TLM	0.179740	0.000000	0.820260	0.000000	0.000000	0.820260	O.K.
44	Relative Users Percent	1.000000	RUP	0.726580	0.000000	0.273420	0.000000	0.000000	0.273420	O.K.
45	CABS Percent	1.000000	CAB	0.500000	0.000000	0.500000	0.000000	0.000000	0.500000	O.K.
46	Foreign Directories Percent	1.000000	FD	0.000000	0.000000	1.000000	0.000000	0.000000	1.000000	O.K.

Tri-County Telcom, Inc.

		Intrastate								
***** FCC PART 36 ***** Internal Allocation Factors		TOTAL COMPANY	Source/ Allocator	Interstate and Other	Message Telephone Service		Private Line		TOTAL INTRASTATE	
(A)	(B)	(C)	(D)	InterLATA	IntraLATA	InterLATA	IntraLATA	(I)		
13	Support Assets	1.000000	D31	0.735765	0.000000	0.264235	0.000000	0.000000	0.264235	O.K.
14	Land and Support Assets	1.000000	D33	0.735765	0.000000	0.264235	0.000000	0.000000	0.264235	O.K.
15										
16	COE Operator	0.000000	D43	0.000000	0.000000	0.000000	0.000000	0.000000	0.000000	O.K.
17	COE Tandem Switching	1.000000	D49	0.596073	0.000000	0.403927	0.000000	0.000000	0.403927	O.K.
18	COE Local Switching	1.000000	D66	0.769156	0.000000	0.230844	0.000000	0.000000	0.230844	O.K.
19	COE Total Switching	1.000000	D68	0.762722	0.000000	0.237278	0.000000	0.000000	0.237278	O.K.
20	COE Transmission	1.000000	D85	0.676672	0.000000	0.323328	0.000000	0.000000	0.323328	O.K.
21	Total COE	1.000000	C19	0.737702	0.000000	0.262298	0.000000	0.000000	0.262298	O.K.
22										
23	Info. Orig./Term. CAT 1	0.000000	D90	0.000000	0.000000	0.000000	0.000000	0.000000	0.000000	O.K.
24	Info. Orig./Term. CAT 2	0.000000	D92	0.000000	0.000000	0.000000	0.000000	0.000000	0.000000	O.K.
25	Total IOT	0.000000	D94	0.000000	0.000000	0.000000	0.000000	0.000000	0.000000	O.K.
26										
27	C&WF CAT 1	1.000000	D118	0.756237	0.000000	0.243763	0.000000	0.000000	0.243763	O.K.
28	C&WF CAT 2	1.000000	D120	1.000000	0.000000	0.000000	0.000000	0.000000	0.000000	O.K.
29	C&WF CAT 3	1.000000	D129	0.629726	0.000000	0.370274	0.000000	0.000000	0.370274	O.K.
30	C&WF CAT 4	0.000000	D135	0.000000	0.000000	0.000000	0.000000	0.000000	0.000000	O.K.
31	Total C&WF	1.000000	D137	0.733237	0.000000	0.266763	0.000000	0.000000	0.266763	O.K.
32										
33	Total Equipment	1.000000	C23	0.735765	0.000000	0.264235	0.000000	0.000000	0.264235	O.K.
34										
35	TPIS	1.000000	C32	0.730895	0.000000	0.269105	0.000000	0.000000	0.269105	O.K.
36	TPIS, excl. Acct. No. 2690	1.000000	D189	0.735765	0.000000	0.264235	0.000000	0.000000	0.264235	O.K.
37										
38	Plt. Held, Fut. Use	0.000000	D215	0.000000	0.000000	0.000000	0.000000	0.000000	0.000000	O.K.
39										
40	Total Tangible Assets	0.000000	C25	0.000000	0.000000	0.000000	0.000000	0.000000	0.000000	O.K.
41	Total Intangible Assets	1.000000	C29	0.000000	0.000000	1.000000	0.000000	0.000000	1.000000	O.K.
42										
43	Long-term PUC	0.000000	C36	0.000000	0.000000	0.000000	0.000000	0.000000	0.000000	O.K.
44	Net Telephone Plant	1.000000	C61	0.684584	0.000000	0.315416	0.000000	0.000000	0.315416	O.K.
45	Total Net Investment	1.000000	C68	0.684269	0.000000	0.315731	0.000000	0.000000	0.315731	O.K.
46	Capital Leases	0.000000	D173	0.000000	0.000000	0.000000	0.000000	0.000000	0.000000	O.K.
47										
48	Tot. Bus. Ofc., Cust. Serv.	1.000000	I141	0.681456	0.000000	0.318544	0.000000	0.000000	0.318544	O.K.
49										
50	Total "BIG THREE" Expenses	1.000000	I170	0.686295	0.000000	0.313705	0.000000	0.000000	0.313705	O.K.
51										
52	Corporate Operations Expense	1.000000	I185	0.654008	0.000000	0.345992	0.000000	0.000000	0.345992	O.K.



		Intrastate								
		Message Telephone Service				Private Line		TOTAL		
***** FCC PART 36 ***** Operating Expenses and Taxes		TOTAL COMPANY	Source/ Allocator	Interstate and Other	InterLATA	IntraLATA	InterLATA	IntraLATA	INTRASTATE	
(A)		(B)	(C)	(D)	(E)	(F)	(G)	(H)	(I)	
13	PLANT SPEC. OPER. EXPENSE:									
14										
15	Network Support, Alloc.	\$9,340	H14	\$6,872	\$0	\$2,468	\$0	\$0	\$2,468	O.K.
16	Network Support, Direct	0	V149	0	0	0	0	0	0	O.K.
17										
18	Total Network Support Exp.	\$9,340		\$6,872	\$0	\$2,468	\$0	\$0	\$2,468	O.K.
19										
20	General Support, Alloc.	\$10,839	H14	\$7,975	\$0	\$2,864	\$0	\$0	\$2,864	O.K.
21	General Support, Direct	0	V151	0	0	0	0	0	0	O.K.
22										
23	Total General Support Exp.	\$10,839		\$7,975	\$0	\$2,864	\$0	\$0	\$2,864	O.K.
24										
25	Central Office Eq., Alloc.	\$25,138	H21	\$18,544	\$0	\$6,594	\$0	\$0	\$6,594	O.K.
26	Central Office Eq., Direct	0	V153	0	0	0	0	0	0	O.K.
27										
28	Total COE Exp.	\$25,138		\$18,544	\$0	\$6,594	\$0	\$0	\$6,594	O.K.
29										
30	Cust. Premises Equip.	\$0	H24	\$0	\$0	\$0	\$0	\$0	\$0	O.K.
31	Coinless Pay Phone	0	G18	0	0	0	0	0	0	O.K.
32	Other IOT	0	H23	0	0	0	0	0	0	O.K.
33	IOT Direct	0	V157	0	0	0	0	0	0	O.K.
34										
35	Total IOT Exp.	\$0		\$0	\$0	\$0	\$0	\$0	\$0	O.K.
36										
37	Cable & Wire, Alloc.	\$17,882	H31	\$13,112	\$0	\$4,770	\$0	\$0	\$4,770	O.K.
38	Cable & Wire, Direct	76,866	V159	48,405	0	28,461	0	0	28,461	O.K.
39										
40	Total C&WF Exp.	\$94,748		\$61,516	\$0	\$33,232	\$0	\$0	\$33,232	O.K.
41										
42	TOTAL PLT. SPEC. OPER. EXP.	\$140,065		\$94,908	\$0	\$45,157	\$0	\$0	\$45,157	O.K.
43										
44	TOTAL PLT. SPEC., ex SUPPORT	\$119,886		\$80,061	\$0	\$39,825	\$0	\$0	\$39,825	O.K.

***** FCC PART 36 ***** Operating Expenses and Taxes	TOTAL COMPANY	Source/ Allocator	Interstate and Other	Intrastate				TOTAL INTRASTATE		
				Message Telephone Service		Private Line				
				InterLATA	IntraLATA	InterLATA	IntraLATA			
(A)	(B)	(C)	(D)	(E)	(F)	(G)	(H)	(I)		
58 NON-SPECIFIC OPER. EXP.:										
59										
60 Oth. Plt. and Equip., Alloc.	\$0	H36	\$0	\$0	\$0	\$0	\$0	\$0	\$0	O.K.
61 Oth. Plt. and Equip., Direct	0	V177	0	0	0	0	0	0	0	O.K.
62										
63 Total Oth. Plt. & Equip.	\$0		\$0	\$0	\$0	\$0	\$0	\$0	\$0	O.K.
64										
65 Network Operations, Alloc.	\$47,967	H33	\$35,292	\$0	\$12,675	\$0	\$0	\$12,675	\$0	O.K.
66 Network Operations, Direct	0	V179	0	0	0	0	0	0	0	O.K.
67										
68 Total Network Oper. Exp.	\$47,967		\$35,292	\$0	\$12,675	\$0	\$0	\$12,675	\$0	O.K.
69										
70 Total Access Expenses	\$0	V180	\$0	\$0	\$0	\$0	\$0	\$0	\$0	O.K.
71										
72 Depr., Support Assets	\$21,240	H13	\$15,628	\$0	\$5,612	\$0	\$0	\$5,612	\$0	O.K.
73 Depr., COE Switching	47,145	H19	35,959	0	11,186	0	0	11,186	0	O.K.
74 Depr., COE Operator	0	H16	0	0	0	0	0	0	0	O.K.
75 Depr., COE Transmission	4,789	H20	3,241	0	1,548	0	0	1,548	0	O.K.
76 Depr., IOT Equipment	0	H25	0	0	0	0	0	0	0	O.K.
77 Depr., C&W Facilities	22,830	H31	16,740	0	6,090	0	0	6,090	0	O.K.
78 Depr., PHFU	0	H38	0	0	0	0	0	0	0	O.K.
79										
80 Total Depreciation Expense	\$96,004		\$71,567	\$0	\$24,437	\$0	\$0	\$24,437	\$0	O.K.
81										
82 Amort., Tangible Assets	\$0	H40	\$0	\$0	\$0	\$0	\$0	\$0	\$0	O.K.
83 Amort., Intangible Assets	0	H41	0	0	0	0	0	0	0	O.K.
84 Other Amortization	0	V189	0	0	0	0	0	0	0	O.K.
85 Direct Assigned Amort.	0	V190	0	0	0	0	0	0	0	O.K.
86										
87 Total Amortization Exp.	\$0		\$0	\$0	\$0	\$0	\$0	\$0	\$0	O.K.
88										
89 Total Depr. and Amort.	\$96,004		\$71,567	\$0	\$24,437	\$0	\$0	\$24,437	\$0	O.K.
90										
91 TOTAL NON-SPEC. OPER. EXP.	\$143,971		\$106,859	\$0	\$37,112	\$0	\$0	\$37,112	\$0	O.K.

Tri-County Telcom, Inc.

		Intrastate								
***** FCC PART 36 ***** Operating Expenses and Taxes		TOTAL COMPANY	Source/ Allocator	Interstate and Other	Message Telephone Service		Private Line		TOTAL INTRASTATE	
(A)	(B)	(C)	(D)	InterLATA	IntraLATA	InterLATA	IntraLATA	(I)		
105	CUSTOMER OPERATIONS EXPENSE:									
106										
107	Marketing, Allocable	\$5,843	G35	\$3,894	\$0	\$1,949	\$0	\$0	\$1,949	O.K.
108	Marketing, Direct	0	V192	0	0	0	0	0	0	O.K.
109										
110	Total Marketing Expense	\$5,843		\$3,894	\$0	\$1,949	\$0	\$0	\$1,949	O.K.
111										
112	Operator Service, Alloc.	\$0	G24	\$0	\$0	\$0	\$0	\$0	\$0	O.K.
113	Operator Service, Direct	0	V194	0	0	0	0	0	0	O.K.
114										
115	Total Operator Service	\$0		\$0	\$0	\$0	\$0	\$0	\$0	O.K.
116										
117	Classified Directory	\$0	V195	\$0	\$0	\$0	\$0	\$0	\$0	O.K.
118	Alphabetical Directory	1,044	G19	923	0	121	0	0	121	O.K.
119	Foreign Directory	42	G46	0	0	42	0	0	42	O.K.
120										
121	Total Directory	\$1,086		\$923	\$0	\$163	\$0	\$0	\$163	O.K.
122										
123	Bus. Ofc., EU Presubscription	\$4,792	G36	\$4,792	\$0	\$0	\$0	\$0	\$0	O.K.
124	Bus. Ofc., EU MTS & WATS	7,326	G37	5,924	0	1,402	0	0	1,402	O.K.
125	Bus. Ofc., EU Access, P/L & all Other	0	G38	0	0	0	0	0	0	O.K.
126	Bus. Ofc., IXC Special Access	0	G39	0	0	0	0	0	0	O.K.
127	Bus. Ofc., IXC Switched Access	0	G40	0	0	0	0	0	0	O.K.
128	Bus. Ofc., IXC B & C Services	0	G41	0	0	0	0	0	0	O.K.
129	Coin Collect & Admin.	0	G42	0	0	0	0	0	0	O.K.
130										
131	Total Business Office	\$12,118		\$10,716	\$0	\$1,402	\$0	\$0	\$1,402	O.K.
132										
133	Cust. Svc., Direct	\$0	V205	\$0	\$0	\$0	\$0	\$0	\$0	O.K.
134	Cust. Serv., Msg. Process	0	G43	0	0	0	0	0	0	O.K.
135	Cust. Serv., Other B&C	12,526	G44	9,101	0	3,425	0	0	3,425	O.K.
136	Cust. Serv., CABS	17,819	G45	8,910	0	8,910	0	0	8,910	O.K.
137	Cust. Serv., EU Common Line	659	V209	659	0	0	0	0	0	O.K.
138										
139	Total Customer Service	\$31,004		\$18,670	\$0	\$12,334	\$0	\$0	\$12,334	O.K.
140										
141	Total Bus. Ofc., Cust. Serv.	\$43,122		\$29,386	\$0	\$13,736	\$0	\$0	\$13,736	O.K.
142										

		Intrastate								
***** FCC PART 36 ***** Operating Expenses and Taxes		TOTAL COMPANY	Source/ Allocator	Interstate and Other	Message Telephone Service		Private Line		TOTAL INTRASTATE	
(A)	(B)	(C)	(D)	InterLATA	IntraLATA	InterLATA	IntraLATA	(I)		
156	Other Cust. Serv., Alloc.	\$3,703	H48	\$2,523	\$0	\$1,180	\$0	\$0	\$1,180	O.K.
157	Other Cust. Serv., Direct	25	V211	25	0	0	0	0	0	O.K.
158										
159	Total Other Cust. Serv.	\$3,728		\$2,548	\$0	\$1,180	\$0	\$0	\$1,180	O.K.
160										
161	TOTAL CUSTOMER OPER. EXP.	\$53,779		\$36,752	\$0	\$17,027	\$0	\$0	\$17,027	O.K.
162										
163										
164	"BIG-THREE" EXPENSES:									
165										
166	Total Plt. Spec., ex Support	\$119,886	44	\$80,061	\$0	\$39,825	\$0	\$0	\$39,825	O.K.
167	Total Network Oper. Exp.	47,967	68	35,292	0	12,675	0	0	12,675	O.K.
168	Total Customer Operations	53,779	161	36,752	0	17,027	0	0	17,027	O.K.
169										
170	TOTAL "BIG THREE" EXPENSES	\$221,632		\$152,105	\$0	\$69,527	\$0	\$0	\$69,527	O.K.
171										
172										
173	CORPORATE OPERATIONS EXPENSE:									
174										
175	Exec. and Planning, Alloc.	\$51,346	H50	\$35,238	\$0	\$16,108	\$0	\$0	\$16,108	O.K.
176	Exec. and Planning, Direct	0	V213	0	0	0	0	0	0	O.K.
177										
178	Total Exec. and Planning	\$51,346		\$35,238	\$0	\$16,108	\$0	\$0	\$16,108	O.K.
179										
180	Admin. & General, Allocable	\$177,713	H50	\$121,964	\$0	\$55,749	\$0	\$0	\$55,749	O.K.
181	Admin. & General, Direct	11,308	V231	0	0	11,308	0	0	11,308	O.K.
182										
183	Total Admin. and Gen.	\$189,021		\$121,964	\$0	\$67,057	\$0	\$0	\$67,057	O.K.
184										
185	TOTAL CORPORATE OPERATIONS	\$240,367		\$157,202	\$0	\$83,165	\$0	\$0	\$83,165	O.K.
186										
187										
188	NON-INCOME TAXES:									
189										
190	Non-income Taxes, Allocable	\$0	H36	\$0	\$0	\$0	\$0	\$0	\$0	O.K.
191	Non-income Taxes, Direct	27	V233	27	0	0	0	0	0	O.K.
192										
193	Total Non-income Taxes	\$27		\$27	\$0	\$0	\$0	\$0	\$0	O.K.
194										
195										
196	TOTAL OPER. EXP. AND TAXES	\$578,209		\$395,748	\$0	\$182,461	\$0	\$0	\$182,461	O.K.

Tri-County Telcom, Inc.

***** FCC PART 69 ***** IntraLATA Revenue Requirement Summary		Part 36 IntraLATA Total	Source	Common Line	Local Switching	Information	Common Transport	Billing and Collection	Other	
(A)	(B)	(C)	(D)	(E)	(F)	(G)	(H)	(I)		
13	Net Investment	\$130,495	K52	\$34,176	\$14,272	\$0	\$82,047	\$0	\$0	O.K.
14	Rate of Return	10.00%	B19	10.00%	10.00%	10.00%	10.00%	10.00%	10.00%	O.K.
15										
16	Return on Rate Base	\$13,049		\$3,418	\$1,427	\$0	\$8,205	\$0	\$0	O.K.
17										
18	AFUDC	0	N37	0	0	0	0	0	0	O.K.
19	ITC Amortization	0	N37	0	0	0	0	0	0	O.K.
20	Other Return Adjustments	0	Direct	0	0	0	0	0	0	O.K.
21										
22	Net Return	\$13,049		\$3,418	\$1,427	\$0	\$8,205	\$0	\$0	O.K.
23										
24	Interest Expense	826	N67	216	90	0	519	0	0	O.K.
25	Capitalized Payroll Taxes	0	N37	0	0	0	0	0	0	O.K.
26	Depreciation Adjustment	0	N37	0	0	0	0	0	0	O.K.
27	Other Income Adjustments	0	Direct	0	0	0	0	0	0	O.K.
28										
29	After Tax Income	\$12,223		\$3,201	\$1,337	\$0	\$7,685	\$0	\$0	O.K.
30										
31	State Income Taxes	\$0	29	0	0	0	0	0	0	O.K.
32	Federal Income Taxes	6,297	29	1,649	689	0	3,959	0	0	O.K.
33	Operating Expenses and Taxes	182,461	O195	23,297	47,180	374	101,347	10,263	0	O.K.
34	Uncollectibles	0	Direct	0	0	0	0	0	0	O.K.
35	Other Revenue Adjustments	0	Direct	0	0	0	0	0	0	O.K.
36										
37	Basis for Gross Receipts Tax	201,808	16+31+32+33	28,364	49,296	374	113,511	10,263	0	O.K.
38										
39										
40	Gross Receipts Tax	8,410	37	1,182	2,054	16	4,730	428	0	O.K.
41										
42										
43	TOTAL REVENUE REQUIREMENT	\$210,218		\$29,546	\$51,350	\$390	\$118,241	\$10,691	\$0	O.K.
44										

Tri-County Telcom, Inc.

***** FCC PART 69 ***** IntraLATA Investment Summary		Part 36 IntraLATA Total	Source	Common Line	Local Switching	Information	Common Transport	Billing and Collection	Other	
(A)	(B)	(C)	(D)	(E)	(F)	(G)	(H)	(I)		
13 Land and Support Assets	\$93,436	L25	\$4,093	\$44,414	\$0	\$44,929	\$0	\$0	\$0	O.K.
14										
15 Central Office Equipment	\$185,020	L70	\$10,246	\$111,194	\$0	\$63,580	\$0	\$0	\$0	O.K.
16 Info. Term./Orig. Equipment	0	L78	0	0	0	0	0	0	0	O.K.
17 Cable and Wire Facilities	144,205	L117	95,303	0	0	48,902	0	0	0	O.K.
18										
19 Total COE, IOT, C&WF	\$329,225		\$105,549	\$111,194	\$0	\$112,483	\$0	\$0	\$0	O.K.
20										
21 Total Tangible Assets	\$0	L141	\$0	\$0	\$0	\$0	\$0	\$0	\$0	O.K.
22										
23 Total Tele. Plt. ex Intang.	\$422,661		\$109,641	\$155,608	\$0	\$157,412	\$0	\$0	\$0	O.K.
24 Total Intangible Assets	10,658	L144	2,765	3,924	0	3,969	0	0	0	O.K.
25										
26 Total Plant in Service	\$433,319		\$112,406	\$159,532	\$0	\$161,381	\$0	\$0	\$0	O.K.
27 Total Plt. Held Future Use	0	L147	0	0	0	0	0	0	0	O.K.
28 Total ST PUC	0	L163	0	0	0	0	0	0	0	O.K.
29 Total LT PUC	0	L164	0	0	0	0	0	0	0	O.K.
30 Total Tel. Plt. Adjust.	0	L169	0	0	0	0	0	0	0	O.K.
31										
32 TOTAL TELEPHONE PLANT	\$433,319		\$112,406	\$159,532	\$0	\$161,381	\$0	\$0	\$0	O.K.
33										
34 less:										
35 Accum. Depr., Plt. in Serv.	305,093	M23	81,492	143,412	0	80,189	0	0	0	O.K.
36 Accum. Depr. PHFU	0	M27	0	0	0	0	0	0	0	O.K.
37 Accum. Amort. Tangible Plt.	0	M28	0	0	0	0	0	0	0	O.K.
38 Accum. Amort. Intangibles	0	M29	0	0	0	0	0	0	0	O.K.
39 Accum. Amort. Other	0	M30	0	0	0	0	0	0	0	O.K.
40 Accum. Def. Inc. Taxes, Net	4,883	M47	(1,407)	4,481	0	1,809	0	0	0	O.K.
41										
42 plus:										
43 Other Assets	0	Direct	0	0	0	0	0	0	0	O.K.
44										
45 NET TELEPHONE PLANT	\$123,342		\$32,320	\$11,639	\$0	\$79,383	\$0	\$0	\$0	O.K.
46 plus:										
47 Class B RTB Stock	0	L171	0	0	0	0	0	0	0	O.K.
48 Materials and Supplies	624	L173	162	230	0	232	0	0	0	O.K.
49 Cash Working Capital	6,528	L175	1,693	2,403	0	2,431	0	0	0	O.K.
50 Equal Access Investment	0	L177	0	0	0	0	0	0	0	O.K.
51										
52 NET INVESTMENT	\$130,495		\$34,176	\$14,272	\$0	\$82,047	\$0	\$0	\$0	O.K.
53										

Tri-County Telcom, Inc.

***** FCC PART 69 ***** IntraLATA Investment Detail		Part 36 IntraLATA Total	Source or Apportion	Common Line	Local Switching	Information	Common Transport	Billing and Collection	Other	
(A)		(B)	(C)	(D)	(E)	(F)	(G)	(H)	(I)	
13	LAND AND SUPPORT ASSETS:									
14										
15	Land Assets, Message	\$0	N28	0	0	0	0	0	0	O.K.
16	Land Assets, Private Line	0	N28	0	0	0	0	0	0	O.K.
17										
18	Total Land Assets	\$0		\$0	\$0	\$0	\$0	\$0	\$0	O.K.
19										
20	Support Assets, Message	\$93,436	N28	\$4,093	\$44,414	\$0	\$44,929	\$0	\$0	O.K.
21	Support Assets, Private Line	0	N28	0	0	0	0	0	0	O.K.
22										
23	Total Support Assets	\$93,436		\$4,093	\$44,414	\$0	\$44,929	\$0	\$0	O.K.
24										
25	Total Land and Supp. Assets	\$93,436		\$4,093	\$44,414	\$0	\$44,929	\$0	\$0	O.K.
26										
27	CENTRAL OFFICE EQUIPMENT:									
28										
29	Operator Sys., DA	\$0	(F)	0	0	0	0	0	0	O.K.
30	Operator Sys., Other	0	(I)	0	0	0	0	0	0	O.K.
31										
32	Total Operator Systems	\$0		\$0	\$0	\$0	\$0	\$0	\$0	O.K.
33										
34	Tandem Switching	\$7,512	(G)	\$0	\$0	\$0	\$7,512	\$0	\$0	O.K.
35	Tandem Assigned	0	Direct	0	0	0	0	0	0	O.K.
36										
37	Total Tandem Switching	\$7,512		\$0	\$0	\$0	\$7,512	\$0	\$0	O.K.
38										
39	Local Switching	\$111,194	(E)	\$0	\$111,194	\$0	\$0	\$0	\$0	O.K.
40	Local Assigned	0	Direct	0	0	0	0	0	0	O.K.
41										
42	Total Local Switching	\$111,194		\$0	\$111,194	\$0	\$0	\$0	\$0	O.K.
43										
44	Total Switching	\$118,705		\$0	\$111,194	\$0	\$7,512	\$0	\$0	O.K.

Tri-County Telcom, Inc.

***** FCC PART 69 *****		Part 36															
IntraLATA Investment		IntraLATA		Source or		Common		Local		Information		Common		Billing and		Other	
Detail		Total		Apportion		Line		Switching		(F)		(G)		(H)		(I)	
(A)	(B)	(C)	(D)	(E)	(F)	(G)	(H)	(I)	(J)	(K)	(L)	(M)	(N)	(O)	(P)	(Q)	(R)
58 COE Exch. Trunk	\$0	Direct	\$0	\$0	\$0	\$0	\$0	\$0	\$0	\$0	\$0	\$0	\$0	\$0	\$0	\$0	O.K.
59 COE Exch. Line - Message	10,246	(D)	10,246	0	0	0	0	0	0	0	0	0	0	0	0	0	O.K.
60 COE Exch. Line - PL etc.	0	(I)	0	0	0	0	0	0	0	0	0	0	0	0	0	0	O.K.
61 COE Exch. Line - Assigned	56,068	Direct	0	0	0	0	0	0	0	0	0	0	0	0	0	0	O.K.
62 COE Interexchange, Message	0	(G)	0	0	0	0	0	0	0	0	0	0	0	0	0	0	O.K.
63 COE Interexchange, PL	0	(I)	0	0	0	0	0	0	0	0	0	0	0	0	0	0	O.K.
64 COE Interexchange, Assigned	0	(G)	0	0	0	0	0	0	0	0	0	0	0	0	0	0	O.K.
65 COE H/R Message	0	(G)	0	0	0	0	0	0	0	0	0	0	0	0	0	0	O.K.
66 COE H/R Assigned	0	Direct	0	0	0	0	0	0	0	0	0	0	0	0	0	0	O.K.
67																	
68 Total COE Transmission	\$66,314		\$10,246	\$0	\$0	\$56,068	\$0	\$0	\$0	\$0	\$0	\$0	\$0	\$0	\$0	\$0	O.K.
69																	
70 Total Central Office Equip.	\$185,020		\$10,246	\$111,194	\$0	\$63,580	\$0	\$0	\$0	\$0	\$0	\$0	\$0	\$0	\$0	\$0	O.K.
71																	
72 IOT EQUIPMENT:																	
73																	
74 Public Telephone	\$0	N43	\$0	\$0	\$0	\$0	\$0	\$0	\$0	\$0	\$0	\$0	\$0	\$0	\$0	\$0	O.K.
75 Coinless Pay Phone	0	(D)	0	0	0	0	0	0	0	0	0	0	0	0	0	0	O.K.
76 Customer Premises Equipment	0	N60	0	0	0	0	0	0	0	0	0	0	0	0	0	0	O.K.
77																	
78 Total IOT Equipment	\$0		\$0	\$0	\$0	\$0	\$0	\$0	\$0	\$0	\$0	\$0	\$0	\$0	\$0	\$0	O.K.
79																	
80 CABLE AND WIRE FACILITIES:																	
81																	
82 Exchange PL and WATS	\$0	(I)	\$0	\$0	\$0	\$0	\$0	\$0	\$0	\$0	\$0	\$0	\$0	\$0	\$0	\$0	O.K.
83 Exchange Message	95,303	(D)	95,303	0	0	0	0	0	0	0	0	0	0	0	0	0	O.K.
84 Exchange Assigned	0	Direct	0	0	0	0	0	0	0	0	0	0	0	0	0	0	O.K.
85																	
86 Total Exchange Line C&WF	\$95,303		\$95,303	\$0	\$0	\$0	\$0	\$0	\$0	\$0	\$0	\$0	\$0	\$0	\$0	\$0	O.K.
87																	
88 Exchange Trunk, Message	\$0	Direct	\$0	\$0	\$0	\$0	\$0	\$0	\$0	\$0	\$0	\$0	\$0	\$0	\$0	\$0	O.K.
89 Exchange Trunk, PL	0	Direct	0	0	0	0	0	0	0	0	0	0	0	0	0	0	O.K.
90																	
91 Total Exchange Trunk C&WF	\$0		\$0	\$0	\$0	\$0	\$0	\$0	\$0	\$0	\$0	\$0	\$0	\$0	\$0	\$0	O.K.
92																	
93 Interexchange Message	\$48,902	(G)	\$0	\$0	\$0	\$48,902	\$0	\$0	\$0	\$0	\$0	\$0	\$0	\$0	\$0	\$0	O.K.
94 Interexchange PL, WATS	0	(I)	0	0	0	0	0	0	0	0	0	0	0	0	0	0	O.K.
95 Interexchange Assigned	0	(G)	0	0	0	0	0	0	0	0	0	0	0	0	0	0	O.K.
96																	
97 Total Interexchange C&WF	\$48,902		\$0	\$0	\$0	\$48,902	\$0	\$0	\$0	\$0	\$0	\$0	\$0	\$0	\$0	\$0	O.K.



Tri-County Telcom, Inc.

***** FCC PART 69 ***** IntraLATA Investment Detail		Part 36 IntraLATA Total	Source or Apportion	Common Line	Local Switching	Information	Common Transport	Billing and Collection	Other	
(A)	(B)	(C)	(D)	(E)	(F)	(G)	(H)	(I)		
111	H/R C&WF, Message	\$0	(G)	\$0	\$0	\$0	\$0	\$0	\$0	O.K.
112	H/R C&WF, WATS	0	(I)	0	0	0	0	0	0	O.K.
113	H/R C&WF, Assigned	0	Direct	0	0	0	0	0	0	O.K.
114										
115	Total Host/Remote C&WF	\$0		\$0	\$0	\$0	\$0	\$0	\$0	O.K.
116										
117	Total Cable and Wire Facil.	\$144,205		\$95,303	\$0	\$0	\$48,902	\$0	\$0	O.K.
118										
119	TANGIBLE ASSETS:									
120										
121	Land and Support Leases	\$0	N28	0	0	0	0	0	0	O.K.
122										
123	COE Operator Leases	\$0	32	\$0	\$0	\$0	\$0	\$0	\$0	O.K.
124	COE Tandem Switching Leases	0	34	0	0	0	0	0	0	O.K.
125	COE Local Switching Leases	0	39	0	0	0	0	0	0	O.K.
126	COE Transmission Leases	0	68	0	0	0	0	0	0	O.K.
127										
128	Total COE Leases	\$0		\$0	\$0	\$0	\$0	\$0	\$0	O.K.
129										
130	IOT Equipment Leases	\$0	78	0	0	0	0	0	0	O.K.
131										
132	C&WF Leases	\$0	117	0	0	0	0	0	0	O.K.
133										
134	Total Capital Leases	\$0		\$0	\$0	\$0	\$0	\$0	\$0	O.K.
135										
136	Leasehold Impr., Alloc.	\$0	N37	0	0	0	0	0	0	O.K.
137	Leasehold Impr., Direct	0	Direct	0	0	0	0	0	0	O.K.
138										
139	Total Leasehold Improvementsa	\$0		\$0	\$0	\$0	\$0	\$0	\$0	O.K.
140										
141	Total Tangible Assets	\$0		\$0	\$0	\$0	\$0	\$0	\$0	O.K.
142										
143										
144	TOTAL INTANGIBLE ASSETS	\$10,658	N37	\$2,765	\$3,924	\$0	\$3,969	\$0	\$0	O.K.
145										
146										
147	PROPERTY HELD FOR FUTURE USE	\$0	N46	0	0	0	0	0	0	O.K.

Tri-County Telecom, Inc.

***** FCC PART 69 *****		Part 36							
IntraLATA Investment Detail		IntraLATA Total	Source or Apportionment	Common Line	Local Switching	Information	Common Transport	Billing and Collection	Other
(A)	(B)	(C)	(D)	(E)	(F)	(G)	(H)	(I)	
161	PLANT UNDER CONSTRUCTION:								
162	Short-term	\$0	N46	\$0	\$0	\$0	\$0	\$0	\$0
163	Long-term	0	N46	0	0	0	0	0	0
164									
165	Total Plt. Under Const.	\$0		\$0	\$0	\$0	\$0	\$0	\$0
166									
167									
168	TELEPHONE PLANT ADJUSTMENT	\$0	N46	\$0	\$0	\$0	\$0	\$0	\$0
169									
170	CLASS B RTB STOCK	\$0	N37	\$0	\$0	\$0	\$0	\$0	\$0
171									
172	MATERIALS AND SUPPLIES	\$624	N37	\$162	\$230	\$0	\$232	\$0	\$0
173									
174	CASH WORKING CAPITAL	\$6,528	N37	\$1,693	\$2,403	\$0	\$2,431	\$0	\$0
175									
176	EQUAL ACCESS INVESTMENT	\$0	Direct	\$0	\$0	\$0	\$0	\$0	\$0
177									

Tri-County Telcom, Inc.

***** FCC PART 69 *****									
IntraLATA Reserves and Deferrals									
(A)	Part 36 IntraLATA Total	Source or Apportion	Common Line	Local Switching	Information	Common Transport	Billing and Collection	Other	
(A)	(B)	(C)	(D)	(E)	(F)	(G)	(H)	(I)	
13	ACCUM. DEPRECIATION, TPIS:								
14									
15	Support Assets	N28	\$1,524	\$16,540	\$0	\$16,732	\$0	\$0	O.K.
16	COE Switching	L44	0	126,872	0	8,571	0	0	O.K.
17	COE Operator	L32	0	0	0	0	0	0	O.K.
18	COE Transmission	L68	2,793	0	0	15,286	0	0	O.K.
19	IOT Equipment	L78	0	0	0	0	0	0	O.K.
20	Cable and Wire Facilities	L117	77,175	0	0	39,601	0	0	O.K.
21	Other Plant	N37	0	0	0	0	0	0	O.K.
22									
23	Total Accum. Depr., TPIS		\$81,492	\$143,412	\$0	\$80,189	\$0	\$0	O.K.
24									
25	ACCUM. AMORTIZATION:								
26									
27	Accum. Depreciation, PHFU	N37	\$0	\$0	\$0	\$0	\$0	\$0	O.K.
28	Accum. Amort., Tangible Inv.	N37	\$0	\$0	\$0	\$0	\$0	\$0	O.K.
29	Accum. Amort., Intang. Inv.	N37	\$0	\$0	\$0	\$0	\$0	\$0	O.K.
30	Accum. Amort., Other	N37	\$0	\$0	\$0	\$0	\$0	\$0	O.K.
31									
32	Tot. Accum. Amortization		\$0	\$0	\$0	\$0	\$0	\$0	O.K.
33									
34	Total Accum. Depr./Amort.		\$81,492	\$143,412	\$0	\$80,189	\$0	\$0	O.K.
35									
36									
37	ACCUM. DEF. INC. TAXES, NET:								
38									
39	Support Assets	N28	\$161	\$1,742	\$0	\$1,762	\$0	\$0	O.K.
40	COE Switching	L44	0	2,739	0	185	0	0	O.K.
41	COE Operator	L32	0	0	0	0	0	0	O.K.
42	COE Transmission	L68	134	0	0	735	0	0	O.K.
43	IOT Equipment	L78	0	0	0	0	0	0	O.K.
44	Cable and Wire Fac.	L117	(1,702)	0	0	(873)	0	0	O.K.
45	Unclassified	N37	0	0	0	0	0	0	O.K.
46									
47	Total Accum. Def. Inc. Taxes		(\$1,407)	\$4,481	\$0	\$1,809	\$0	\$0	O.K.

Tri-County Telcom, Inc.

***** FCC PART 69 ***** Apportionment Factors		Part 36 IntraLATA Total	Source	Common Line	Local Switching	Information	Common Transport	Billing and Collection	Other	
(A)	(B)	(C)	(D)	(E)	(F)	(G)	(H)	(I)		
13	Central Office Equipment	\$185,020	L70	\$10,246	\$111,194	\$0	\$63,580	\$0	\$0	O.K.
14	Info. Orig./Term. Eqpt.	0	L78	0	0	0	0	0	0	O.K.
15	C&W Facilities	144,205	L117	95,303	0	0	48,902	0	0	O.K.
16										
17	Total	\$329,225		\$105,549	\$111,194	\$0	\$112,483	\$0	\$0	O.K.
18	Factor	1.000000		0.320598	0.337743	0.000000	0.341659	0.000000	0.000000	O.K.
19										
20	Sum: Sw., Trans., Other	\$223,676	17	\$0	\$111,194	\$0	\$112,483	\$0	\$0	O.K.
21	Factor	1.000000		0.000000	0.497119	0.000000	0.502881	0.000000	0.000000	O.K.
22										
23	Central Office Equipment	\$185,020	L70	\$10,246	\$111,194	\$0	\$63,580	\$0	\$0	O.K.
24	Info. Orig./Term. Eqpt.	0	L78	0	0	0	0	0	0	O.K.
25	C&WF, Excl. Exch. Message	48,902	L117-83	0	0	0	48,902	0	0	O.K.
26										
27	Total	\$233,922		\$10,246	\$111,194	\$0	\$112,483	\$0	\$0	O.K.
28	Factor	1.000000		0.043800	0.475345	0.000000	0.480855	0.000000	0.000000	O.K.
29										
30	General Support Facilities	\$93,436	L25	\$4,093	\$44,414	\$0	\$44,929	\$0	\$0	O.K.
31	Central Office Equipment	185,020	13	10,246	111,194	0	63,580	0	0	O.K.
32	Info. Orig./Term. Eqpt.	0	14	0	0	0	0	0	0	O.K.
33	C&W Facilities	144,205	15	95,303	0	0	48,902	0	0	O.K.
34	Equal Access Investment	0	L177	0	0	0	0	0	0	O.K.
35										
36	Total	\$422,661		\$109,641	\$155,608	\$0	\$157,412	\$0	\$0	O.K.
37	Factor	1.000000		0.259407	0.368162	0.000000	0.372430	0.000000	0.000000	O.K.
38										
39	Sum: Com. Ln., Sw., Trans.	\$422,661	36	\$109,641	\$155,608	\$0	\$157,412	\$0	\$0	O.K.
40	Factor	1.000000		0.259407	0.368162	0.000000	0.372430	0.000000	0.000000	O.K.
41										
42	COE Cat. 2 Factor	1.000000	Direct	0.000000	0.000000	0.000000	1.000000	0.000000	0.000000	O.K.
43	IOT Cat. 1 Factor	1.000000	Direct	1.000000	0.000000	0.000000	0.000000	0.000000	0.000000	O.K.
44										
45	Total TPIS	\$433,319	K26	\$112,406	\$159,532	\$0	\$161,381	\$0	\$0	O.K.
46	Factor	1.000000		0.259407	0.368162	0.000000	0.372430	0.000000	0.000000	O.K.

Tri-County Telcom, Inc.

***** FCC PART 69 ***** Apportionment Factors		Part 36 IntraLATA Total	Source	Common Line	Local Switching	Information	Common Transport	Billing and Collection	Other	
(A)	(B)	(C)	(D)	(E)	(F)	(G)	(H)	(I)		
60 Interstate Equiv. Factor	0.000000	Direct	0.000000	0.000000	0.000000	0.000000	0.000000	0.000000	0.000000	O.K.
61 Wtd. Std. Work Seconds	1.000000	Direct	1.000000	0.000000	0.000000	0.000000	0.000000	0.000000	0.000000	O.K.
62										
63 "BIG THREE" Expenses	\$74,859	O171	\$8,852	\$16,036	\$176	\$44,558	\$5,236	\$0	\$0	O.K.
64 Factor	1.000000		0.118248	0.214218	0.002355	0.595222	0.069950	0.000000		0
65										
66 Net Investment	\$130,495	J13	\$34,176	\$14,272	\$0	\$82,047	\$0	\$0	\$0	O.K.
67 Factor	1.000000		0.261895	0.109370	0.000000	0.628735	0.000000	0.000000	0.000000	O.K.

Tri-County Telcom, Inc.

***** FCC PART 69 ***** Operating Expenses and Taxes		Part 36 IntraLATA Total	Apportion	Common Line	Local Switching	Information	Common Transport	Billing and Collection	Other	
(A)	(B)	(C)	(D)	(E)	(F)	(G)	(H)	(I)		
13	PLANT SPEC. OPER. EXPENSE:									
14										
15	Network Support, Alloc.	\$2,468	N37	\$640	\$909	\$0	\$919	\$0	\$0	O.K.
16	Network Support, Direct	0	Direct	0	0	0	0	0	0	O.K.
17										
18	Total Network Support Exp.	\$2,468		\$640	\$909	\$0	\$919	\$0	\$0	O.K.
19										
20	General Support, Alloc.	\$2,864	N30	\$125	\$1,361	\$0	\$1,377	\$0	\$0	O.K.
21	General Support, Direct	0	Direct	0	0	0	0	0	0	O.K.
22										
23	Total General Support Exp.	\$2,864		\$125	\$1,361	\$0	\$1,377	\$0	\$0	O.K.
24										
25	Central Office Eq., Alloc.	\$6,594	N31	\$365	\$3,963	\$0	\$2,266	\$0	\$0	O.K.
26	Central Office Eq., Direct	0	Direct	0	0	0	0	0	0	O.K.
27										
28	Total COE Exp.	\$6,594		\$365	\$3,963	\$0	\$2,266	\$0	\$0	O.K.
29										
30	Cust. Premises Equip.	\$0	L76	\$0	\$0	\$0	\$0	\$0	\$0	O.K.
31	Other IOT	0	N43	0	0	0	0	0	0	O.K.
32	IOT Direct	0	Direct	0	0	0	0	0	0	O.K.
33										
34	Total IOT Exp.	\$0		\$0	\$0	\$0	\$0	\$0	\$0	O.K.
35										
36	Cable & Wire, Alloc.	\$4,770	N33	\$3,153	\$0	\$0	\$1,618	\$0	\$0	O.K.
37	Cable & Wire, Direct	28,461	Direct	0	0	0	28,461	0	0	O.K.
38										
39	Total C&WF Exp.	\$33,232		\$3,153	\$0	\$0	\$30,079	\$0	\$0	O.K.
40										
41	TOTAL PLT. SPEC. OPER. EXP.	\$45,157		\$4,283	\$6,233	\$0	\$34,641	\$0	\$0	O.K.
42										
43	TOTAL PLT. SPEC., ex SUPPORT	\$39,825		\$3,518	\$3,963	\$0	\$32,345	\$0	\$0	O.K.

Tri-County Telcom, Inc.

***** FCC PART 69 ***** Operating Expenses and Taxes	Part 36 IntraLATA Total	Apportion	Common Line	Local Switching	Information	Common Transport	Billing and Collection	Other	
(A)	(B)	(C)	(D)	(E)	(F)	(G)	(H)	(I)	
57 NON-SPECIFIC OPER. EXP.:									
58									
59 Oth. Plt. and Equip., Alloc.	\$0	N18	\$0	\$0	\$0	\$0	\$0	\$0	O.K.
60 Oth. Plt. and Equip., Direct	0	Direct	0	0	0	0	0	0	O.K.
61									
62 Total Oth. Plt. & Equip.	\$0		\$0	\$0	\$0	\$0	\$0	\$0	O.K.
63									
64 Network Operations, Alloc.	\$12,675	N18	\$4,063	\$4,281	\$0	\$4,330	\$0	\$0	O.K.
65 Network Operations, Direct	0	Direct	0	0	0	0	0	0	O.K.
66									
67 Total Network Oper. Exp.	\$12,675		\$4,063	\$4,281	\$0	\$4,330	\$0	\$0	O.K.
68									
69 Total Access Expenses	\$0	Direct	\$0	\$0	\$0	\$0	\$0	\$0	O.K.
70									
71 Depr., Support Assets	\$5,612	L23	\$246	\$2,668	\$0	\$2,699	\$0	\$0	O.K.
72 Depr., COE Switching	11,186	L44	0	10,479	0	708	0	0	O.K.
73 Depr., COE Operator	0	L32	0	0	0	0	0	0	O.K.
74 Depr., COE Transmission	1,548	L68	239	0	0	1,309	0	0	O.K.
75 Depr., IOT Equipment	0	L78	0	0	0	0	0	0	O.K.
76 Depr., C&W Facilities	6,090	L117	4,025	0	0	2,065	0	0	O.K.
77 Depr., PHFU	0	L147	0	0	0	0	0	0	O.K.
78									
79 Total Depreciation Expense	\$24,437		\$4,510	\$13,146	\$0	\$6,781	\$0	\$0	O.K.
80									
81 Amort., Tangible Assets	\$0	L141	\$0	\$0	\$0	\$0	\$0	\$0	O.K.
82 Amort., Intangible Assets	0	L144	0	0	0	0	0	0	O.K.
83 Other Amortization	0	Direct	0	0	0	0	0	0	O.K.
84 Direct Assigned Amort.	0	Direct	0	0	0	0	0	0	O.K.
85									
86 Total Amortization Exp.	\$0		\$0	\$0	\$0	\$0	\$0	\$0	O.K.
87									
88 Total Depr. and Amort.	\$24,437		\$4,510	\$13,146	\$0	\$6,781	\$0	\$0	O.K.
89									
90 TOTAL NON-SPEC. OPER. EXP.	\$37,112		\$8,573	\$17,427	\$0	\$11,111	\$0	\$0	O.K.

Tri-County Telcom, Inc.

***** FCC PART 69 *****									
Operating Expenses and Taxes	Part 36 IntraLATA Total	Apportion	Common Line	Local Switching	Information	Common Transport	Billing and Collection	Other	
(A)	(B)	(C)	(D)	(E)	(F)	(G)	(H)	(I)	
104 CUSTOMER OPERATIONS EXPENSE:									
105									
106 Marketing, Allocable	\$1,949	N37	\$506	\$717	\$0	\$726	\$0	\$0	O.K.
107 Marketing, Direct	0	Direct	0	0	0	0	0	0	O.K.
108									
109 Total Marketing Expense	\$1,949		\$506	\$717	\$0	\$726	\$0	\$0	O.K.
110									
111 Operator Service, Alloc.	\$0	N61	\$0	\$0	\$0	\$0	\$0	\$0	O.K.
112 Operator Service, Direct	0	Direct	0	0	0	0	0	0	O.K.
113									
114 Total Operator Service	\$0		\$0	\$0	\$0	\$0	\$0	\$0	O.K.
115									
116 Classified Directory	\$0	Direct	\$0	\$0	\$0	\$0	\$0	\$0	O.K.
117 Alphabetical Directory	121	(F)	0	0	121	0	0	0	O.K.
118 Foreign Directory	42	Direct	0	0	42	0	0	0	O.K.
119									
120 Total Directory	\$163		\$0	\$0	\$163	\$0	\$0	\$0	O.K.
121									
122 Bus. Ofc., EU Presubscription	0	N40	\$0	\$0	\$0	\$0	\$0	\$0	O.K.
123 Bus. Ofc., Reserved	0	(I)	0	0	0	0	0	0	O.K.
124 Bus. Ofc., EU Access PL & All Other	0	(H)	0	0	0	0	0	0	O.K.
125 Bus. Ofc., EU Message	1,402	(H)	0	0	0	0	1,402	0	O.K.
126 Bus. Ofc., EU Reserved	0	(I)	0	0	0	0	0	0	O.K.
127 Bus. Ofc., IX Special Access	0	(I)	0	0	0	0	0	0	O.K.
128 Bus. Ofc., IX Switched Access	0	N40	0	0	0	0	0	0	O.K.
129 Bus. Ofc., IX Billing and Collection	0	(H)	0	0	0	0	0	0	O.K.
130 Bus. Ofc., Coin Collection & Administ	0	(D)	0	0	0	0	0	0	O.K.
131 Bus. Ofc., Reserved	0	(I)	0	0	0	0	0	0	O.K.
132									
133 Total Business Office	\$1,402		\$0	\$0	\$0	\$0	\$1,402	\$0	O.K.
134									
135 Cust. Serv., Msg. Process	\$0	(H)	0	0	0	0	0	0	O.K.
136 Cust. Serv., Other B&C	3,425	(H)	0	0	0	0	3,425	0	O.K.
137 Cust. Serv., CABS	8,910	N21	0	4,429	0	4,480	0	0	O.K.
138 Cust. Serv., EU Common Line	0	(H)	0	0	0	0	0	0	O.K.
139									
140 Total Customer Service	\$12,334		\$0	\$4,429	\$0	\$4,480	\$3,425	\$0	O.K.
141									
142 Total BO, CS, OS, Dir.	\$13,899		\$0	\$4,429	\$163	\$4,480	\$4,827	\$0	O.K.



Tri-County Telcom, Inc.

***** FCC PART 69 ***** Operating Expenses and Taxes		Part 36 IntraLATA Total	Apportion	Common Line	Local Switching	Information	Common Transport	Billing and Collection	Other	
(A)	(B)	(C)	(D)	(E)	(F)	(G)	(H)	(I)		
158 Other Cust. Serv., Alloc.	\$1,180	142	\$0	\$376	\$14	\$380	\$410	\$0	O.K.	
159 Other Cust. Serv., Direct	0	Direct	0	0	0	0	0	0	O.K.	
160										
161 Total Other Cust. Serv.	\$1,180		\$0	\$376	\$14	\$380	\$410	\$0	O.K.	
162										
163 TOTAL CUSTOMER OPER. EXP.	\$17,027		\$506	\$5,522	\$176	\$5,586	\$5,236	\$0	O.K.	
164										
165 "BIG-THREE" EXPENSES:										
166										
167 Total Plt. Specific Exp.	\$45,157	41	\$4,283	\$6,233	\$0	\$34,641	\$0	\$0	O.K.	
168 Total Plt Non-specific Exp.	12,675	62 + 67 +69	4,063	4,281	0	4,330	0	0	O.K.	
169 Total Customer Operations	17,027	163	506	5,522	176	5,586	5,236	0	O.K.	
170										
171 TOTAL "BIG THREE" EXPENSES	\$74,859		\$8,852	\$16,036	\$176	\$44,558	\$5,236	\$0	O.K.	
172										
173 CORPORATE OPERATIONS EXPENSE:										
174										
175 Exec. and Planning, Alloc.	\$16,108	N64	\$1,905	\$3,451	\$38	\$9,588	\$1,127	\$0	O.K.	
176 Exec. and Planning, Direct	0	Direct	0	0	0	0	0	0	O.K.	
177										
178 Total Exec. and Planning	\$16,108		\$1,905	\$3,451	\$38	\$9,588	\$1,127	\$0	O.K.	
179										
180 Admin. & General, Allocable	\$55,749	N64	\$6,592	\$11,943	\$131	\$33,183	\$3,900	\$0	O.K.	
181 Admin. & General, Direct	11,308	Direct	1,438	2,605	29	7,237	0	0	O.K.	
182										
183 Total Admin. and Gen.	\$67,057		\$8,030	\$14,547	\$160	\$40,420	\$3,900	\$0	O.K.	
184										
185 TOTAL CORPORATE OPERATIONS	\$83,165		\$9,935	\$17,998	\$198	\$50,008	\$5,026	\$0	O.K.	
186										
187 NON-INCOME TAXES:										
188										
189 Non-income Taxes, Allocable	\$0	N37	\$0	\$0	\$0	\$0	\$0	\$0	O.K.	
190 Non-income Taxes, Direct	0	Direct	0	0	0	0	0	0	O.K.	
191										
192										
193 Total Non-income Taxes	\$0		\$0	\$0	\$0	\$0	\$0	\$0	O.K.	
194										
195 TOTAL OPER. EXP. AND TAXES	\$182,461		\$23,297	\$47,180	\$374	\$101,347	\$10,263	\$0	O.K.	

Tri-County Telcom, Inc.

***** FCC PART 69 ***** InterLATA Revenue Requirement Summary		Part 36 InterLATA Total	Source	Common Line	Local Switching	Information	Common Transport	Billing and Collection	Other	
(A)	(B)	(C)	(D)	(E)	(F)	(G)	(H)	(I)		
13	Net Investment	\$0	Q52	\$0	\$0	\$0	\$0	\$0	\$0	O.K.
14	Rate of Return	10.00%	B19	10.00%	10.00%	10.00%	10.00%	10.00%	10.00%	O.K.
15										
16	Return on Rate Base	\$0		\$0	\$0	\$0	\$0	\$0	\$0	O.K.
17										
18	AFUDC	\$0	T37	0	0	0	0	0	0	O.K.
19	ITC Amortization	0	T37	0	0	0	0	0	0	O.K.
20	Other Return Adjustments	0	Direct	0	0	0	0	0	0	O.K.
21										
22	Net Return	\$0		\$0	\$0	\$0	\$0	\$0	\$0	O.K.
23										
24	Interest Expense	\$0	T67	0	0	0	0	0	0	O.K.
25	Capitalized Payroll Taxes	0	T37	0	0	0	0	0	0	O.K.
26	Depreciation Adjustment	0	T37	0	0	0	0	0	0	O.K.
27	Other Income Adjustments	0	Direct	0	0	0	0	0	0	O.K.
28										
29	After Tax Income	\$0		\$0	\$0	\$0	\$0	\$0	\$0	O.K.
30										
31	State Income Taxes	\$0	29	\$0	\$0	\$0	\$0	\$0	\$0	O.K.
32	Federal Income Taxes	0	29	0	0	0	0	0	0	O.K.
33	Operating Expenses and Taxes	0	U195	0	0	0	0	0	0	O.K.
34	Uncollectibles	0	Direct	0	0	0	0	0	0	O.K.
35	Other Revenue Adjustments	0	Direct	0	0	0	0	0	0	O.K.
36										
37	Basis for Gross Receipts Tax	0	16+31+32+33	0	0	0	0	0	0	O.K.
38										
39										
40	Gross Receipts Tax	0	37	0	0	0	0	0	0	O.K.
41										
42										
43	TOTAL REVENUE REQUIREMENT	\$0		\$0	\$0	\$0	\$0	\$0	\$0	O.K.
44										

Tri-County Telcom, Inc.

***** FCC PART 69 ***** InterLATA Investment Summary		Part 36 InterLATA Total	Source	Common Line	Local Switching	Information	Common Transport	Billing and Collection	Other	
(A)	(B)	(C)	(D)	(E)	(F)	(G)	(H)	(I)		
13 Land and Support Assets	\$0	R25	\$0	\$0	\$0	\$0	\$0	\$0	\$0	O.K.
14										
15 Central Office Equipment	\$0	R70	\$0	\$0	\$0	\$0	\$0	\$0	\$0	O.K.
16 Info. Term./Orig. Equipment	0	R78	0	0	0	0	0	0	0	O.K.
17 Cable and Wire Facilities	0	R117	0	0	0	0	0	0	0	O.K.
18										
19 Total COE, IOT, C&WF	\$0		\$0	\$0	\$0	\$0	\$0	\$0	\$0	O.K.
20										
21 Total Tangible Assets	\$0	R141	\$0	\$0	\$0	\$0	\$0	\$0	\$0	O.K.
22										
23 Total Tele. Plt. ex Intang.	\$0		\$0	\$0	\$0	\$0	\$0	\$0	\$0	O.K.
24 Total Intangible Assets	0	R144	0	0	0	0	0	0	0	O.K.
25										
26 Total Plant In Service	\$0		\$0	\$0	\$0	\$0	\$0	\$0	\$0	O.K.
27 Total Plt. Held Future Use	0	R147	0	0	0	0	0	0	0	O.K.
28 Total ST PUC	0	R163	0	0	0	0	0	0	0	O.K.
29 Total LT PUC	0	R164	0	0	0	0	0	0	0	O.K.
30 Total Tel. Plt. Adjust.	0	R169	0	0	0	0	0	0	0	O.K.
31										
32 TOTAL TELEPHONE PLANT	\$0		\$0	\$0	\$0	\$0	\$0	\$0	\$0	O.K.
33										
34 less:										
35 Accum. Depr., Plt. in Serv.	0	S23	0	0	0	0	0	0	0	O.K.
36 Accum. Depr. PHFU	0	S27	0	0	0	0	0	0	0	O.K.
37 Accum. Amort. Tangible Plt.	0	S28	0	0	0	0	0	0	0	O.K.
38 Accum. Amort. Intangibles	0	S29	0	0	0	0	0	0	0	O.K.
39 Accum. Amort. Other	0	S30	0	0	0	0	0	0	0	O.K.
40 Accum. Def. Inc. Taxes, Net	0	S47	0	0	0	0	0	0	0	O.K.
41										
42 plus:										
43 Other Assets	0	Direct	0	0	0	0	0	0	0	O.K.
44										
45 NET TELEPHONE PLANT	\$0		\$0	\$0	\$0	\$0	\$0	\$0	\$0	O.K.
46 plus:										
47 Class B RTB Stock	0	R171	0	0	0	0	0	0	0	O.K.
48 Materials and Supplies	0	R173	0	0	0	0	0	0	0	O.K.
49 Cash Working Capital	0	R175	0	0	0	0	0	0	0	O.K.
50 Equal Access Investment	0	R177	0	0	0	0	0	0	0	O.K.
51										
52 NET INVESTMENT	\$0		\$0	\$0	\$0	\$0	\$0	\$0	\$0	O.K.
53										

Tri-County Telcom, Inc.

***** FCC PART 69 *****		Part 36 InterLATA Investment Detail						
(A)	(B)	(C)	(D)	(E)	(F)	(G)	(H)	(I)
	InterLATA Total	Source or Apportion	Common Line	Local Switching	Information	Common Transport	Billing and Collection	Other
<b>LAND AND SUPPORT ASSETS:</b>								
13								
14								
15	\$0	T28	\$0	\$0	\$0	\$0	\$0	\$0 O.K.
16	0	T28	0	0	0	0	0	0 O.K.
17	\$0		\$0	\$0	\$0	\$0	\$0	\$0 O.K.
18								
19	0	T28	\$0	\$0	\$0	\$0	\$0	\$0 O.K.
20	0	T28	0	0	0	0	0	0 O.K.
21								
22	\$0		\$0	\$0	\$0	\$0	\$0	\$0 O.K.
23								
24	\$0		\$0	\$0	\$0	\$0	\$0	\$0 O.K.
25								
26								
<b>CENTRAL OFFICE EQUIPMENT:</b>								
27								
28	\$0	(F)	\$0	\$0	\$0	\$0	\$0	\$0 O.K.
29	0	(I)	0	0	0	0	0	0 O.K.
30								
31	\$0		\$0	\$0	\$0	\$0	\$0	\$0 O.K.
32								
33	\$0	(G)	\$0	\$0	\$0	\$0	\$0	\$0 O.K.
34	0	Direct	0	0	0	0	0	0 O.K.
35								
36	\$0		\$0	\$0	\$0	\$0	\$0	\$0 O.K.
37								
38	\$0	(E)	\$0	\$0	\$0	\$0	\$0	\$0 O.K.
39	0	Direct	0	0	0	0	0	0 O.K.
40								
41	\$0		\$0	\$0	\$0	\$0	\$0	\$0 O.K.
42								
43	\$0		\$0	\$0	\$0	\$0	\$0	\$0 O.K.
44								

Tri-County Telcom, Inc.

***** FCC PART 69 *****										
InterLATA Investment Detail										
	Part 36	Source or	Common	Local	Information	Common	Billing and	Other		
	InterLATA	Apportion	Line	Switching		Transport	Collection			
(A)	Total	(C)	(D)	(E)	(F)	(G)	(H)	(I)		
58	COE Exch. Trunk	\$0	Direct	\$0	\$0	\$0	\$0	\$0	\$0	O.K.
59	COE Exch. Line - Message	0	(D)	0	0	0	0	0	0	O.K.
60	COE Exch. Line - PL etc.	0	(I)	0	0	0	0	0	0	O.K.
61	COE Exch. Line - Assigned	0	Direct	0	0	0	0	0	0	O.K.
62	COE Interexchange, Message	0	(G)	0	0	0	0	0	0	O.K.
63	COE Interexchange, PL	0	(I)	0	0	0	0	0	0	O.K.
64	COE Interexchange, Assigned	0	(G)	0	0	0	0	0	0	O.K.
65	COE H/R Message	0	(G)	0	0	0	0	0	0	O.K.
66	COE H/R Assigned	0	Direct	0	0	0	0	0	0	O.K.
67										
68	Total COE Transmission	\$0		\$0	\$0	\$0	\$0	\$0	\$0	O.K.
69										
70	Total Central Office Equip.	\$0		\$0	\$0	\$0	\$0	\$0	\$0	O.K.
71										
72	IOT EQUIPMENT:									
73										
74	Public Telephone	\$0	T43	\$0	\$0	\$0	\$0	\$0	\$0	O.K.
75	Coinless Pay Phone	0	(D)	0	0	0	0	0	0	O.K.
76	Customer Premises Equipment	0	T60	0	0	0	0	0	0	O.K.
77										
78	Total IOT Equipment	\$0		\$0	\$0	\$0	\$0	\$0	\$0	O.K.
79										
80	CABLE AND WIRE FACILITIES:									
81										
82	Exchange PL and WATS	\$0	(I)	\$0	\$0	\$0	\$0	\$0	\$0	O.K.
83	Exchange Message	0	(D)	0	0	0	0	0	0	O.K.
84	Exchange Assigned	0	Direct	0	0	0	0	0	0	O.K.
85										
86	Total Exchange Line C&WF	\$0		\$0	\$0	\$0	\$0	\$0	\$0	O.K.
87										
88	Exchange Trunk, Message	\$0	Direct	\$0	\$0	\$0	\$0	\$0	\$0	O.K.
89	Exchange Trunk, PL	0	Direct	0	0	0	0	0	0	O.K.
90										
91	Total Exchange Trunk C&WF	\$0		\$0	\$0	\$0	\$0	\$0	\$0	O.K.
92										
93	Interexchange Message	\$0	(G)	\$0	\$0	\$0	\$0	\$0	\$0	O.K.
94	Interexchange PL, WATS	0	(I)	0	0	0	0	0	0	O.K.
95	Interexchange Assigned	0	(G)	0	0	0	0	0	0	O.K.
96										
97	Total Interexchange C&WF	\$0		\$0	\$0	\$0	\$0	\$0	\$0	O.K.

Tri-County Telcom, Inc.

***** FCC PART 69 ***** InterLATA Investment Detail		Part 36 InterLATA Total	Source or Apportion	Common Line	Local Switching	Information	Common Transport	Billing and Collection	Other	
(A)	(B)	(C)	(D)	(E)	(F)	(G)	(H)	(I)		
111 H/R C&WF, Message	\$0	(G)	\$0	\$0	\$0	\$0	\$0	\$0	\$0	O.K.
112 H/R C&WF, WATS	0	(I)	0	0	0	0	0	0	0	O.K.
113 H/R C&WF, Assigned	0	Direct	0	0	0	0	0	0	0	O.K.
114										
115 Total Host/Remote C&WF	\$0		\$0	\$0	\$0	\$0	\$0	\$0	\$0	O.K.
116										
117 Total Cable and Wire Facil.	\$0		\$0	\$0	\$0	\$0	\$0	\$0	\$0	O.K.
118										
119 TANGIBLE ASSETS:										
120										
121 Land and Support Leases	\$0	T28	\$0	\$0	\$0	\$0	\$0	\$0	\$0	O.K.
122										
123 COE Operator Leases	\$0	32	\$0	\$0	\$0	\$0	\$0	\$0	\$0	O.K.
124 COE Tandem Switching Leases	0	34	0	0	0	0	0	0	0	O.K.
125 COE Local Switching Leases	0	39	0	0	0	0	0	0	0	O.K.
126 COE Transmission Leases	0	68	0	0	0	0	0	0	0	O.K.
127										
128 Total COE Leases	\$0		\$0	\$0	\$0	\$0	\$0	\$0	\$0	O.K.
129										
130 IOT Equipment Leases	\$0	78	\$0	\$0	\$0	\$0	\$0	\$0	\$0	O.K.
131										
132 C&WF Leases	\$0	117	\$0	\$0	\$0	\$0	\$0	\$0	\$0	O.K.
133										
134 Total Capital Leases	\$0		\$0	\$0	\$0	\$0	\$0	\$0	\$0	O.K.
135										
136 Leasehold Impr., Alloc.	\$0	T37	\$0	\$0	\$0	\$0	\$0	\$0	\$0	O.K.
137 Leasehold Impr., Direct	0	Direct	0	0	0	0	0	0	0	O.K.
138										
139 Total Leasehold Improvementsa	\$0		\$0	\$0	\$0	\$0	\$0	\$0	\$0	O.K.
140										
141 Total Tangible Assets	\$0		\$0	\$0	\$0	\$0	\$0	\$0	\$0	O.K.
142										
143										
144 TOTAL INTANGIBLE ASSETS	\$0	T37	\$0	\$0	\$0	\$0	\$0	\$0	\$0	O.K.
145										
146										
147 PROPERTY HELD FOR FUTURE USE	\$0	T46	\$0	\$0	\$0	\$0	\$0	\$0	\$0	O.K.

Tri-County Telcom, Inc.

***** FCC PART 69 ***** InterLATA Investment Detail		Part 36 InterLATA Total	Source or Apportion	Common Line	Local Switching	Information	Common Transport	Billing and Collection	Other	
(A)	(B)	(C)	(D)	(E)	(F)	(G)	(H)	(I)		
161	PLANT UNDER CONSTRUCTION:									
162										
163	Short-term	\$0	T46	\$0	\$0	\$0	\$0	\$0	\$0	O.K.
164	Long-term	0	T46	0	0	0	0	0	0	O.K.
165										
166	Total Plt. Under Const.	\$0		\$0	\$0	\$0	\$0	\$0	\$0	O.K.
167										
168										
169	TELEPHONE PLANT ADJUSTMENT	\$0	T46	\$0	\$0	\$0	\$0	\$0	\$0	O.K.
170										
171	CLASS B RTB STOCK	\$0	T37	\$0	\$0	\$0	\$0	\$0	\$0	O.K.
172										
173	MATERIALS AND SUPPLIES	\$0	T37	\$0	\$0	\$0	\$0	\$0	\$0	O.K.
174										
175	CASH WORKING CAPITAL	\$0	T37	\$0	\$0	\$0	\$0	\$0	\$0	O.K.
176										
177	EQUAL ACCESS INVESTMENT	\$0	Direct	\$0	\$0	\$0	\$0	\$0	\$0	O.K.

Tri-County Telcom, Inc.

\*\*\*\*\* FCC PART 69 \*\*\*\*\*  
 Part 36 InterLATA Reserves and Deferrals

(A)	(B)	(C)	(D)	(E)	(F)	(G)	(H)	(I)
InterLATA Reserves and Deferrals	InterLATA Total	Source or Apportion	Common Line	Local Switching	Information	Common Transport	Billing and Collection	Other
13 ACCUM. DEPRECIATION, TPIS:								
14 Support Assets	\$0	T28	\$0	\$0	\$0	\$0	\$0	\$0
15 COE Switching	0	R44	0	0	0	0	0	0
16 COE Operator	0	R32	0	0	0	0	0	0
17 COE Transmission	0	R68	0	0	0	0	0	0
18 IOT Equipment	0	R78	0	0	0	0	0	0
19 Cable and Wire Facilities	0	R117	0	0	0	0	0	0
20 Other Plant	0	T37	0	0	0	0	0	0
21								
22 Total Accum. Depr., TPIS	\$0		\$0	\$0	\$0	\$0	\$0	\$0
23								
24 ACCUM. AMORTIZATION:								
25 Accum. Depreciation, PHFU	0	T37	\$0	\$0	\$0	\$0	\$0	\$0
26 Accum. Amort., Tangible Inv.	0	T37	0	0	0	0	0	0
27 Accum. Amort., Intang. Inv.	0	T37	0	0	0	0	0	0
28 Accum. Amort., Other	0	T37	0	0	0	0	0	0
29								
30 Tot. Accum. Amortization	\$0		\$0	\$0	\$0	\$0	\$0	\$0
31								
32 Total Accum. Depr./Amort.	\$0		\$0	\$0	\$0	\$0	\$0	\$0
33								
34 ACCUM. DEF. INC. TAXES, NET:								
35 Support Assets	\$0	T28	\$0	\$0	\$0	\$0	\$0	\$0
36 COE Switching	0	R44	0	0	0	0	0	0
37 COE Operator	0	R32	0	0	0	0	0	0
38 COE Transmission	0	R68	0	0	0	0	0	0
39 IOT Equipment	0	R78	0	0	0	0	0	0
40 Cable and Wire Fac.	0	R117	0	0	0	0	0	0
41 Unclassified	0	T37	0	0	0	0	0	0
42								
43 Total Accum. Def. Inc. Taxes	\$0		\$0	\$0	\$0	\$0	\$0	\$0
44								
45								
46								
47								



Tri-County Telcom, Inc.

***** FCC PART 69 ***** Apportionment Factors		Part 36 InterLATA Total	Source	Common Line	Local Switching	Information	Common Transport	Billing and Collection	Other	
(A)	(B)	(C)	(D)	(E)	(F)	(G)	(H)	(I)		
13 Central Office Equipment	\$0	R70	\$0	\$0	\$0	\$0	\$0	\$0	\$0	O.K.
14 Info. Orig./Term. Eqpt.	0	R78	0	0	0	0	0	0	0	O.K.
15 C&W Facilities	0	R117	0	0	0	0	0	0	0	O.K.
16										
17 Total	\$0		\$0	\$0	\$0	\$0	\$0	\$0	\$0	O.K.
18 Factor	0.000000		0.000000	0.000000	0.000000	0.000000	0.000000	0.000000	0.000000	O.K.
19										
20 Sum: Sw., Trans., Other	\$0	17	\$0	\$0	\$0	\$0	\$0	\$0	\$0	O.K.
21 Factor	0.000000		0.000000	0.000000	0.000000	0.000000	0.000000	0.000000	0.000000	O.K.
22										
23 Central Office Equipment	\$0	R70	\$0	\$0	\$0	\$0	\$0	\$0	\$0	O.K.
24 Info. Orig./Term. Eqpt.	0	R78	0	0	0	0	0	0	0	O.K.
25 C&WF, Excl. Exch. Message	0	R117-83	0	0	0	0	0	0	0	O.K.
26										
27 Total	\$0		\$0	\$0	\$0	\$0	\$0	\$0	\$0	O.K.
28 Factor	0.000000		0.000000	0.000000	0.000000	0.000000	0.000000	0.000000	0.000000	O.K.
29										
30 General Support Facilities	\$0	R25	\$0	\$0	\$0	\$0	\$0	\$0	\$0	O.K.
31 Central Office Equipment	0	13	0	0	0	0	0	0	0	O.K.
32 Info. Orig./Term. Eqpt.	0	14	0	0	0	0	0	0	0	O.K.
33 C&W Facilities	0	15	0	0	0	0	0	0	0	O.K.
34 Equal Access Investment	0	R177	0	0	0	0	0	0	0	O.K.
35										
36 Total	\$0		\$0	\$0	\$0	\$0	\$0	\$0	\$0	O.K.
37 Factor	0.000000		0.000000	0.000000	0.000000	0.000000	0.000000	0.000000	0.000000	O.K.
38										
39 Sum: Com. Ln., Sw., Trans.	\$0	36	\$0	\$0	\$0	\$0	\$0	\$0	\$0	O.K.
40 Factor	0.000000		0.000000	0.000000	0.000000	0.000000	0.000000	0.000000	0.000000	O.K.
41										
42 COE Cat. 2 Factor	1.000000	Direct	0.000000	0.000000	0.000000	1.000000	0.000000	0.000000	0.000000	O.K.
43 IOT Cat. 1 Factor	1.000000	Direct	1.000000	0.000000	0.000000	0.000000	0.000000	0.000000	0.000000	O.K.
44										
45 Total TPIS	\$0	Q26	\$0	\$0	\$0	\$0	\$0	\$0	\$0	O.K.
46 Factor	0.000000		0.000000	0.000000	0.000000	0.000000	0.000000	0.000000	0.000000	O.K.

Tri-County Telcom, Inc.

***** FCC PART 69 ***** Apportionment Factors		Part 36 InterLATA Total	Source	Common Line	Local Switching	Information	Common Transport	Billing and Collection	Other	
(A)	(B)	(C)	(D)	(E)	(F)	(G)	(H)	(I)		
60 Interstate Equip. Factor	0.000000	Direct	0.000000	0.000000	0.000000	0.000000	0.000000	0.000000	0.000000	O.K.
61 Wtd. Std. Work Seconds	1.000000	Direct	1.000000	0.000000	0.000000	0.000000	0.000000	0.000000	0.000000	O.K.
62										
63 "BIG THREE" Expenses	\$0	U171	\$0	\$0	\$0	\$0	\$0	\$0	\$0	O.K.
64 Factor	0.000000		0.000000	0.000000	0.000000	0.000000	0.000000	0.000000	0.000000	O.K.
65										
66 Net Investment	0	P13	0	0	0	0	0	0	0	O.K.
67 Factor	0.000000		0.000000	0.000000	0.000000	0.000000	0.000000	0.000000	0.000000	O.K.

Tri-County Telcom, Inc.

***** FCC PART 69 ***** Operating Expenses and Taxes		Part 36 InterLATA						
(A)	(B)	(C)	(D)	(E)	(F)	(G)	(H)	(I)
	Total	Apportion	Common Line	Local Switching	Information	Common Transport	Billing and Collection	Other
13								
14								
15								
16								
17								
18								
19								
20								
21								
22								
23								
24								
25								
26								
27								
28								
29								
30								
31								
32								
33								
34								
35								
36								
37								
38								
39								
40								
41								
42								
43								

Tri-County Telcom, Inc.

***** FCC PART 69 ***** Operating Expenses and Taxes	Part 36 InterLATA Total	Apportion	Common Line	Local Switching	Information	Common Transport	Billing and Collection	Other	
(A)	(B)	(C)	(D)	(E)	(F)	(G)	(H)	(I)	
57 NON-SPECIFIC OPER. EXP.:									
58									
59 Oth. Plt. and Equip., Alloc.	\$0	T18	\$0	\$0	\$0	\$0	\$0	\$0	O.K.
60 Oth. Plt. and Equip., Direct	0	Direct	0	0	0	0	0	0	O.K.
61									
62 Total Oth. Plt. & Equip.	\$0		\$0	\$0	\$0	\$0	\$0	\$0	O.K.
63									
64 Network Operations, Alloc.	\$0	T18	\$0	\$0	\$0	\$0	\$0	\$0	O.K.
65 Network Operations, Direct	0	Direct	0	0	0	0	0	0	O.K.
66									
67 Total Network Oper. Exp.	\$0		\$0	\$0	\$0	\$0	\$0	\$0	O.K.
68									
69 Total Access Expenses	\$0	Direct	\$0	\$0	\$0	\$0	\$0	\$0	O.K.
70									
71 Depr., Support Assets	\$0	R23	\$0	\$0	\$0	\$0	\$0	\$0	O.K.
72 Depr., COE Switching	0	R44	0	0	0	0	0	0	O.K.
73 Depr., COE Operator	0	R32	0	0	0	0	0	0	O.K.
74 Depr., COE Transmission	0	R68	0	0	0	0	0	0	O.K.
75 Depr., IOT Equipment	0	R78	0	0	0	0	0	0	O.K.
76 Depr., C&W Facilities	0	R117	0	0	0	0	0	0	O.K.
77 Depr., PHFU	0	R147	0	0	0	0	0	0	O.K.
78									
79 Total Depreciation Expense	\$0		\$0	\$0	\$0	\$0	\$0	\$0	O.K.
80									
81 Amort., Tangible Assets	\$0	R141	\$0	\$0	\$0	\$0	\$0	\$0	O.K.
82 Amort., Intangible Assets	0	R144	0	0	0	0	0	0	O.K.
83 Other Amortization	0	Direct	0	0	0	0	0	0	O.K.
84 Direct Assigned Amort.	0	Direct	0	0	0	0	0	0	O.K.
85									
86 Total Amortization Exp.	\$0		\$0	\$0	\$0	\$0	\$0	\$0	O.K.
87									
88 Total Depr. and Amort.	\$0		\$0	\$0	\$0	\$0	\$0	\$0	O.K.
89									
90 TOTAL NON-SPEC. OPER. EXP.	\$0		\$0	\$0	\$0	\$0	\$0	\$0	O.K.

Tri-County Telcom, Inc.

***** FCC PART 69 ***** Operating Expenses and Taxes		Part 36 InterLATA Total	Apportion	Common Line	Local Switching	Information	Common Transport	Billing and Collection	Other	
(A)	(B)	(C)	(D)	(E)	(F)	(G)	(H)	(I)		
104	CUSTOMER OPERATIONS EXPENSE:									
105										
106	Marketing, Allocable	\$0	T37	\$0	\$0	\$0	\$0	\$0	\$0	O.K.
107	Marketing, Direct	0	Direct	0	0	0	0	0	0	O.K.
108										
109	Total Marketing Expense	\$0		\$0	\$0	\$0	\$0	\$0	\$0	O.K.
110										
111	Operator Service, Alloc.	\$0	T61	\$0	\$0	\$0	\$0	\$0	\$0	O.K.
112	Operator Service, Direct	0	Direct	0	0	0	0	0	0	O.K.
113										
114	Total Operator Service	\$0		\$0	\$0	\$0	\$0	\$0	\$0	O.K.
115										
116	Classified Directory	\$0	Direct	\$0	\$0	\$0	\$0	\$0	\$0	O.K.
117	Alphabetical Directory	0	(F)	0	0	0	0	0	0	O.K.
118	Foreign Directory	0	Direct	0	0	0	0	0	0	O.K.
119										
120	Total Directory	\$0		\$0	\$0	\$0	\$0	\$0	\$0	O.K.
121										
122	Bus. Ofc., EU Presubscription	0	T40	\$0	\$0	\$0	\$0	\$0	\$0	O.K.
123	Bus. Ofc., Reserved	0	(I)	0	0	0	0	0	0	O.K.
124	Bus. Ofc., EU Access PL & All Other	0	(H)	0	0	0	0	0	0	O.K.
125	Bus. Ofc., EU Message	0	(H)	0	0	0	0	0	0	O.K.
126	Bus. Ofc., EU Reserved	0	(I)	0	0	0	0	0	0	O.K.
127	Bus. Ofc., IX Special Access	0	(I)	0	0	0	0	0	0	O.K.
128	Bus. Ofc., IX Switched Access	0	T40	0	0	0	0	0	0	O.K.
129	Bus. Ofc., IX Billing and Collection	0	(H)	0	0	0	0	0	0	O.K.
130	Bus. Ofc., Coin Collection & Administ	0	(D)	0	0	0	0	0	0	O.K.
131	Bus. Ofc., Reserved	0	(I)	0	0	0	0	0	0	O.K.
132										
133	Total Business Office	\$0		\$0	\$0	\$0	\$0	\$0	\$0	O.K.
134										
135	Cust. Serv., Msg. Process	\$0	(H)	0	0	0	0	0	0	O.K.
136	Cust. Serv., Other B&C	0	(H)	0	0	0	0	0	0	O.K.
137	Cust. Serv., CABS	0	T21	0	0	0	0	0	0	O.K.
138	Cust. Serv., EU Common Line	0	(H)	0	0	0	0	0	0	O.K.
139										
140	Total Customer Service	\$0		\$0	\$0	\$0	\$0	\$0	\$0	O.K.
141										
142	Total BO, CS, OS, Dir.	\$0		\$0	\$0	\$0	\$0	\$0	\$0	O.K.

Tri-County Telcom, Inc.

***** FCC PART 69 ***** Operating Expenses and Taxes	Part 36 InterLATA Total	Apportion	Common Line	Local Switching	Information	Common Transport	Billing and Collection	Other	
(A)	(B)	(C)	(D)	(E)	(F)	(G)	(H)	(I)	
158 Other Cust. Serv., Alloc.	\$0	142	\$0	\$0	\$0	\$0	\$0	\$0	O.K.
159 Other Cust. Serv., Direct	0	Direct	0	0	0	0	0	0	O.K.
160									
161 Total Other Cust. Serv.	\$0		\$0	\$0	\$0	\$0	\$0	\$0	O.K.
162									
163 TOTAL CUSTOMER OPER. EXP.	\$0		\$0	\$0	\$0	\$0	\$0	\$0	O.K.
164									
165 "BIG-THREE" EXPENSES:									
166									
167 Total Plt. Specific Exp.	\$0	41	\$0	\$0	\$0	\$0	\$0	\$0	O.K.
168 Total Plt Non-specific Exp.	0	62 + 67 + 69	0	0	0	0	0	0	O.K.
169 Total Customer Operations	0	163	0	0	0	0	0	0	O.K.
170									
171 TOTAL "BIG THREE" EXPENSES	\$0		\$0	\$0	\$0	\$0	\$0	\$0	O.K.
172									
173 CORPORATE OPERATIONS EXPENSE:									
174									
175 Exec. and Planning, Alloc.	\$0	T64	\$0	\$0	\$0	\$0	\$0	\$0	O.K.
176 Exec. and Planning, Direct	0	Direct	0	0	0	0	0	0	O.K.
177									
178 Total Exec. and Planning	\$0		\$0	\$0	\$0	\$0	\$0	\$0	O.K.
179									
180 Admin. & General, Allocable	\$0	T64	\$0	\$0	\$0	\$0	\$0	\$0	O.K.
181 Admin. & General, Direct	0	Direct	0	0	0	0	0	0	O.K.
182									
183 Total Admin. and Gen.	\$0		\$0	\$0	\$0	\$0	\$0	\$0	O.K.
184									
185 TOTAL CORPORATE OPERATIONS	\$0		\$0	\$0	\$0	\$0	\$0	\$0	O.K.
186									
187 NON-INCOME TAXES:									
188									
189 Non-income Taxes, Allocable	\$0	T37	\$0	\$0	\$0	\$0	\$0	\$0	O.K.
190 Non-income Taxes, Direct	0	Direct	0	0	0	0	0	0	O.K.
191									O.K.
192									
193 Total Non-income Taxes	\$0		\$0	\$0	\$0	\$0	\$0	\$0	O.K.
194									
195 TOTAL OPER. EXP. AND TAXES	\$0		\$0	\$0	\$0	\$0	\$0	\$0	O.K.

SOUTH DAKOTA PUC INTRASTATE ACCESS COST MODEL

COMPANY NAME ..... Tri-County Telcom, Inc.  
 PERIOD ADDRESSED ..... ENDING DECEMBER 31, 2001  
 RUN DATE AND TIME ..... 02-Sep-2003 ..... 12:50:27 PM

NOTES: SEE SHEET "G" TO INPUT PART 36 ALLOCATION FACTORS.

***** FCC PART 36 *****	TOTAL COMPANY	Source/ Allocator	Interstate and Other	Intrastate				TOTAL INTRASTATE
				Message Telephone Service		Private Line		
				InterLATA	IntraLATA	InterLATA	IntraLATA	
(A)	(B)	(C)	(D)	(E)	(F)	(G)	(H)	(I)
PLANT INVESTMENT DETAIL:								
21 Land, Allocable	0	---	---	---	---	---	---	---
22 Land, Direct	0	---	0	0	0	0	0	0
23 Motor Vehicles	0	---	---	---	---	---	---	---
24 Aircraft	0	---	---	---	---	---	---	---
25 Special Purpose Vehicles	0	---	---	---	---	---	---	---
26 Garage Work Equipment	0	---	---	---	---	---	---	---
27 Other Work Equipment	0	---	---	---	---	---	---	---
28 Buildings, Allocable	353,609	---	---	---	---	---	---	---
29 Buildings, Direct	0	---	0	0	0	0	0	0
30 Furniture	0	---	---	---	---	---	---	---
31 Office Equipment	0	---	---	---	---	---	---	---
32 General Purpose Computers	0	---	---	---	---	---	---	---
33 CAT 1 Oper. Sys., TSPS	0	---	---	---	---	---	---	---
34 CAT 1 Oper. Sys., Other TSPS	0	---	---	---	---	---	---	---
35 CAT 1 Oper. Sys., Aux. Pos.	0	---	---	---	---	---	---	---
36 CAT 1 Oper. Sys., Other	0	---	0	0	0	0	0	0
37 CAT 2 Tandem Sw. Allocable	18,597	---	---	---	---	---	---	---
38 CAT 2 Tandem Sw. Direct	0	---	0	0	0	0	0	0
39 CAT 3 Local Sw. Allocable	481,683	---	---	---	---	---	---	---
40 CAT 3 Local Sw. Direct	0	---	0	0	0	0	0	0
41 CAT 4.12 Exchange Trunk	0	---	---	---	---	---	---	---
42 CAT 4.12 Exch. Tr. Direct	0	---	0	0	0	0	0	0
43 CAT 4.13 Exch. Ln. Msg., PL & WAT:	42,032	---	---	---	---	---	---	---
44 Reserved	0	---	---	---	---	---	---	---
45 CAT 4.13 Direct	0	---	0	0	0	0	0	0
46 CAT 4.23 Message, PL & WATS	163,067	---	---	---	---	---	---	---
47 Reserved	0	---	---	---	---	---	---	---
48 CAT 4.23 Direct	0	---	0	0	0	0	0	0
49 CAT 4.3 H/R Message	0	---	---	---	---	---	---	---
50 CAT 4.3 WATS	0	---	0	0	0	0	0	0
51 CAT 4.3 Direct	0	---	0	0	0	0	0	0
52 CAT 1 Other IOT Equipment	0	---	---	---	---	---	---	---
53 CAT 1 Coinless Pay Phones	0	---	0	0	0	0	0	0

SOUTH DAKOTA PUC INTRASTATE ACCESS COST MODEL

Tri-County Telcom, Inc.  
ENDING DECEMBER 31, 2001

		Intrastate							
		TOTAL COMPANY	Source/ Allocator	Interstate and Other	Message Telephone Service		Private Line		TOTAL INTRASTATE
***** FCC PART 36 *****					InterLATA	IntraLATA	InterLATA	IntraLATA	
(A)	(B)	(C)	(D)	(E)	(F)	(G)	(H)	(I)	
70	CAT 2 CP Equipment	0	---	0	0	0	0	0	0
71	Reserved	0	---	---	---	---	---	---	---
72	Reserved	0	---	---	---	---	---	---	---
73	CAT 1.3 Joint Msg., Cat. 1.1 & 1.2 PL	390,966	---	---	---	---	---	---	---
74	Other CAT 1 C&WF	0	---	0	0	0	0	0	0
75	CAT 2 C&WF	17,539	---	---	---	---	---	---	---
76	CAT 2 C&WF, Wideband	0	---	0	0	0	0	0	0
77	CAT 3 Joint Message & PL/WATS	132,071	---	---	---	---	---	---	---
78	Reserved	0	---	---	---	---	---	---	---
79	CAT 3 Direct	0	---	0	0	0	0	0	0
80	CAT 4 Message	0	---	---	---	---	---	---	---
81	CAT 4 WATS	0	---	0	0	0	0	0	0
82	CAT 4 Direct	0	---	0	0	0	0	0	0
83	Allocable Support Leases	0	---	---	---	---	---	---	---
84	Direct Support Leases	0	---	0	0	0	0	0	0
85	COE Operator	0	---	---	---	---	---	---	---
86	COE Tandem Switch	0	---	---	---	---	---	---	---
87	COE Local Switch	0	---	---	---	---	---	---	---
88	COE Transmission	0	---	---	---	---	---	---	---
89	COE Direct	0	---	0	0	0	0	0	0
90	IOT Leases	0	---	0	0	0	0	0	0
91	C&WF Leases	0	---	0	0	0	0	0	0
92	Leasehold Imp. Land etc.	0	---	---	---	---	---	---	---
93	Leasehold Imp. COE Switching	0	---	---	---	---	---	---	---
94	Leasehold Imp. COE Operator	0	---	---	---	---	---	---	---
95	Leasehold Imp. COE Trans.	0	---	---	---	---	---	---	---
96	Leasehold Imp. IOT	0	---	0	0	0	0	0	0
97	Leasehold Imp. C&WF	0	---	0	0	0	0	0	0
98	Leasehold Imp. Other	0	---	0	0	0	0	0	0
99	Allocable Acct. No. 2690	0	---	---	---	---	---	---	---
100	Direct Acct. No. 2690	10,658	---	0	0	10,658	0	0	10,658
101	Materials and Supplies	2,340	---	---	---	---	---	---	---
102	RTB Stock	0	---	---	---	---	---	---	---
103	Tele. Plt. Adjust. - Alloc.	0	---	---	---	---	---	---	---
104	Tele. Plt. Adjust. - Direct	0	---	0	0	0	0	0	0
105	Other Assets, Net	0	---	0	0	0	0	0	0
106	Other Liab., Def. Cr., Net	(3,775)	---	(3,775)	0	0	0	0	0



SOUTH DAKOTA PUC INTRASTATE ACCESS COST MODEL

Tri-County Telcom, Inc.  
ENDING DECEMBER 31, 2001

***** FCC PART 36 *****	TOTAL COMPANY	Source/ Allocator	Interstate and Other	Intrastate				TOTAL INTRASTATE	
				Message Telephone Service		Private Line			
				InterLATA	IntraLATA	InterLATA	IntraLATA		
(A)	(B)	(C)	(D)	(E)	(F)	(G)	(H)	(I)	
123 TPUC -- Short Term, Alloc.	0	---	---	---	---	---	---	---	0
124 TPUC -- Short Term, Direct	0	---	0	0	0	0	0	0	0
125 TPUC -- Long Term, Alloc.	0	---	---	---	---	---	---	---	0
126 TPUC -- Long Term, Direct	0	---	0	0	0	0	0	0	0
127									
128 RESERVES AND DEFERRALS:									
129 Acc. Depr. Support Assets	131,686	---	---	---	---	---	---	---	---
130 Acc. Depr. COE Switching	570,819	---	---	---	---	---	---	---	---
131 Acc. Depr. COE Operator	0	---	---	---	---	---	---	---	---
132 Acc. Depr. COE Transmission	55,915	---	---	---	---	---	---	---	---
133 Acc. Depr. IOT Equipment	0	---	---	---	---	---	---	---	---
134 Acc. Depr. Cable and Wire Facilities	437,751	---	---	---	---	---	---	---	---
135 Acc. Depr. Other Plant	0	---	0	0	0	0	0	0	0
136 Accum. Amort., Tangible Inv.	0	---	---	---	---	---	---	---	---
137 Accum. Amort., Intang. Inv.	0	---	---	---	---	---	---	---	---
138 Accum. Amort., Other	0	---	0	0	0	0	0	0	0
139 Acc. Def. IT Support Assets	13,868	---	---	---	---	---	---	---	---
140 Acc. Def. IT COE Switching	12,323	---	---	---	---	---	---	---	---
141 Acc. Def. IT COE Operator	0	---	---	---	---	---	---	---	---
142 Acc. Def. IT COE Trans.	2,690	---	---	---	---	---	---	---	---
143 Acc. Def. IT IOT Equipment	0	---	---	---	---	---	---	---	---
144 Acc. Def. IT C&WF	(9,652)	---	---	---	---	---	---	---	---
145 Acc. Def. IT Unclassified	0	---	0	0	0	0	0	0	0
146									
147 OPERATING EXPENSES AND TAXES:									
148 Network Support, Alloc.	9,340	---	---	---	---	---	---	---	---
149 Network Support, Direct	0	---	0	0	0	0	0	0	0
150 General Support, Alloc.	10,839	---	---	---	---	---	---	---	---
151 General Support, Direct	0	---	0	0	0	0	0	0	0
152 Central Office Eq., Alloc.	25,138	---	---	---	---	---	---	---	---
153 Central Office Eq., Direct	0	---	0	0	0	0	0	0	0
154 Cust. Premises Equip.	0	---	---	---	---	---	---	---	---
155 Coinless Pay Phone Exp.	0	---	---	---	---	---	---	---	---
156 Other IOT	0	---	---	---	---	---	---	---	---
157 IOT Direct	0	---	0	0	0	0	0	0	0
158 Cable & Wire, Alloc.	17,882	---	---	---	---	---	---	---	---
159 Cable & Wire, Direct	76,866	---	48,405	0	28,461	0	0	0	28,461

SOUTH DAKOTA PUC INTRASTATE ACCESS COST MODEL

Tri-County Telcom, Inc.  
ENDING DECEMBER 31, 2001

***** FCC PART 36 *****	TOTAL COMPANY	Source/ Allocator	Interstate and Other	Intrastate				TOTAL INTRASTATE
				Message Telephone Service		Private Line		
				InterLATA	IntraLATA	InterLATA	IntraLATA	
(A)	(B)	(C)	(D)	(E)	(F)	(G)	(H)	(I)
176 Oth. Plt. and Equip., Alloc.	0	--	---	---	---	---	---	---
177 Oth. Plt. and Equip., Direct	0	--	0	0	0	0	0	0
178 Network Operations, Alloc.	47,967	--	---	---	---	---	---	---
179 Network Operations, Direct	0	--	0	0	0	0	0	0
180 Total Access Expense	0	--	0	0	0	0	0	0
181 Depr., Support Assets	21,240	--	---	---	---	---	---	---
182 Depr., COE Switching	47,145	--	---	---	---	---	---	---
183 Depr., COE Operator	0	--	---	---	---	---	---	---
184 Depr., COE Transmission	4,789	--	---	---	---	---	---	---
185 Depr., IOT Equipment	0	--	---	---	---	---	---	---
186 Depr., C&W Facilities	22,830	--	---	---	---	---	---	---
187 Amort., Tangible Assets	0	--	---	---	---	---	---	---
188 Amort., Intangible Assets	0	--	---	---	---	---	---	---
189 Other Amortization	0	--	0	0	0	0	0	0
190 Direct Assigned Amort.	0	--	0	0	0	0	0	0
191 Marketing, Allocable	5,843	--	---	---	---	---	---	---
192 Marketing, Direct	0	--	0	0	0	0	0	0
193 Operator Service, Alloc.	0	--	---	---	---	---	---	---
194 Operator Service, Direct	0	--	0	0	0	0	0	0
195 Classified Directory	0	--	0	0	0	0	0	0
196 Alphabetical Directory	1,044	--	---	---	---	---	---	---
197 Foreign Directory	42	--	---	---	---	---	---	---
198 Bus. Ofc., EU Presubscription	4,792	--	---	---	---	---	---	---
199 Bus. Ofc., EU MTS & WATS	7,326	--	---	---	---	---	---	---
200 Bus. Ofc., EU Access, P/L & all Other	0	--	---	---	---	---	---	---
201 Bus. Ofc., IXC Special Access	0	--	---	---	---	---	---	---
202 Bus. Ofc., IXC Switched Access	0	--	---	---	---	---	---	---
203 Bus. Ofc., IXC B & C Services	0	--	---	---	---	---	---	---
204 Coin Collect & Admin.	0	--	---	---	---	---	---	---
205 Cust. Svc., Direct	0	--	0	0	0	0	0	0
206 Cust. Serv., Msg. Process	0	--	---	---	---	---	---	---
207 Cust. Serv., Other B&C	12,526	--	---	---	---	---	---	---
208 Cust. Serv., CABS	17,819	--	---	---	---	---	---	---
209 Cust. Serv., EU Common Line	659	--	659	0	0	0	0	0
210 Other Cust. Serv., Alloc.	3,703	--	---	---	---	---	---	---
211 Other Cust. Serv., Direct	25	--	25	0	0	0	0	0
212 Exec. and Planning, Alloc.	51,346	--	---	---	---	---	---	---
213 Exec. and Planning, Direct	0	--	0	0	0	0	0	0

SOUTH DAKOTA PUC INTRASTATE ACCESS COST MODEL

Tri-County Telcom, Inc.  
ENDING DECEMBER 31, 2001

		Intrastate								
		TOTAL COMPANY	Source/ Allocator	Interstate and Other	Message Telephone Service		Private Line		TOTAL INTRASTATE	
***** FCC PART 36 *****					InterLATA	IntraLATA	InterLATA	IntraLATA		
(A)	(B)	(C)	(D)	(E)	(F)	(G)	(H)	(I)		
230	Admin. & General, Allocable	177,713	--	--	--	--	--	--	--	
231	Admin. & General, Direct	11,308	--	0	0	11,308	0	0	11,308	
232	Non-income Taxes, Allocable	0	--	--	--	--	--	--	--	
233	Non-income Taxes, Direct	27	--	27	0	0	0	0	0	
234										
235	OTHER INCOME STATEMENT:									
236	State Income Tax Rate	0.00%	--	--	--	--	--	--	--	
237	Federal Income Tax Rate	34.00%	--	--	--	--	--	--	--	
238	Gross Receipts Tax Rate	4.00%	--	--	--	--	--	--	--	
239	Rate of Return	10.00%	--	--	--	--	--	--	--	
240	AFUDC	0	--	--	--	--	--	--	--	
241	ITC Amortization	0	--	--	--	--	--	--	--	
242	Other Return Adjustments	0	--	0	0	0	0	0	0	
243	Contributions	0	--	--	--	--	--	--	--	
244	Interest Expense	2,619	--	--	--	--	--	--	--	
245	Capital Lease Expense	0	--	--	--	--	--	--	--	
246	Capitalized Payroll taxes	0	--	--	--	--	--	--	--	
247	Depreciation Adjustment	0	--	--	--	--	--	--	--	
248	Other Income Adjustments	0	--	0	0	0	0	0	0	
249	Uncollectibles	0	--	0	0	0	0	0	0	
250	Other Revenue Adjustments	0	--	0	0	0	0	0	0	
251	Other Revenue Taxes	0	--	0	0	0	0	0	0	
252										

SOUTH DAKOTA PUC INTRASTATE ACCESS COST MODEL

Tri-County Telcom, Inc.  
 ENDING DECEMBER 31, 2001

***** FCC PART 36 *****	TOTAL COMPANY	Source/ Allocator	Interstate		Intrastate		TOTAL INTRASTATE	
			Other	Private Line		Private Line		
				InterLATA	IntraLATA	InterLATA		IntraLATA
(A)	(B)	(C)	(D)	(E)	(F)	(G)	(H)	(I)
271 Working Loops	481	---	4	8	0	0	0	0
272 Equivalent Interexchange Cct. Miles	3,352,934	---	4,740	1,680	0	0	0	0
273 Interexchange Circuit Terminations	13,300	---	700	400	0	0	0	0

**BEFORE THE PUBLIC UTILITIES COMMISSION  
OF THE STATE OF SOUTH DAKOTA**

<b>IN THE MATTER OF THE )</b>	<b>FINAL DECISION AND ORDER</b>
<b>ESTABLISHMENT OF SWITCHED )</b>	<b>GRANTING MOTION TO DISMISS</b>
<b>ACCESS REVENUE REQUIREMENT )</b>	<b>ON SUMMARY DISPOSITION;</b>
<b>FOR TRI-COUNTY TELCOM, INC. )</b>	<b>NOTICE OF ENTRY</b>
)	
)	
)	<b>TC02-089</b>

On July 1, 2002, Tri-County Telcom, Inc. (Company) filed for approval by the Public Utilities Commission (Commission) its 2001 Intrastate Switched Access Cost Study. On July 3, 2002, the Commission electronically transmitted notice of the filing and the intervention deadline of July 19, 2002, to interested individuals and entities. On July 15, 2002, the Commission received a Petition to Intervene from S&S Communications (S&S). At its regularly scheduled meeting of July 23, 2002, the Commission granted intervention to S&S.

On July 11, 2003, Company filed a Motion to Dismiss and Motion for Extension of Time to Respond to Second Discovery Request (Company Motions). On July 24, 2003, S&S filed a Brief in Resistance to Motion to Dismiss and Motion for Extension of Time.

At its regular meeting on August 4, 2003, the Commission considered the Company Motions and voted unanimously to serve notice on the parties that S&S's Motion to Dismiss would be considered alternatively as a motion for summary judgment or as a motion to dismiss and to schedule the matter for hearing at the Commission's next regularly scheduled meeting on August 19, 2003. The Commission further voted unanimously to extend the time for Company's response to S&S's pending discovery requests until after decision on Company's Motion to Dismiss and the further order of the Commission. On August 8, 2003, the Commission issued a Notice of Intent to Consider Motion as One for Summary Judgment, Order for and Notice of Hearing; Order Extending Time for Response (Notice and Order) requesting the parties to file any affidavits or other proof demonstrating that a genuine issue of material fact exists or does not exist as to S&S's continuing interest in this proceeding sufficient to maintain party status, setting the matter for consideration and/or hearing on August 19, 2003, at 1:30 p.m. CDT at the Ramada Inn in Aberdeen, South Dakota, and extending the Company's time for response to discovery until after the issue of S&S's standing to maintain status as party is finally decided.

In response to the Commission's Notice and Order, on August 14, 2003, S&S filed an Affidavit of Les S. Sumption (Affidavit). On August 18, 2003, Company filed a Response of Companies Named in Above Dockets to Affidavit of Les S. Sumption. On August 19, 2003, the Commission, after hearing and considering the parties' filings and the arguments of counsel, voted unanimously (i) to decide that the assertions contained in the Affidavit were not sufficient to raise a genuine issue of material fact as to whether S&S continues to have an interest peculiar to it as opposed to an interest common to the public or the taxpayers in general and (ii) to grant Company's Motion to Dismiss. Accordingly, as its Final Decision on the Company's Motion to Dismiss and the Notice and Order, the Commission considering the Affidavit and the other documents and evidentiary showings in the record in the light most favorable to S&S, makes the following Findings of Fact, Conclusions of Law and Order.

## FINDINGS OF FACT

1. On July 15, 2002, S&S filed a Petition to Intervene (Petition) with the Commission. At its regular meeting on July 23, 2002, the Commission voted unanimously to grant S&S's Motion to Intervene, and on August 7, 2002, the Commission issued an Order Granting Petition to Intervene. S&S has been a party to this proceeding since then.

2. The standards for intervention as a party in a proceeding before the Commission are set forth in SDCL 1-26-17.1 as follows:

A person who is not an original party to a contested case and whose pecuniary interests would be directly and immediately affected by an agency's order made upon the hearing may become a party to the hearing by intervention, if timely application therefor is made.

and in ARSD 20:10:01:15.05 as follows:

that by the outcome of the proceeding the petitioner will be bound and affected either favorably or adversely with respect to an interest peculiar to the petitioner as distinguished from an interest common to the public or to the taxpayers in general.

3. In the Petition, S&S based its assertion that its interest met these tests on the facts that "S&S is a switch-based interexchange carrier" that "provides both intra and interstate message telecommunications services to its subscribers" (Petition, ¶ 1), that to provide intrastate telecommunications services, S&S "requires . . . switched access services from the Rural Local Exchange Carriers in South Dakota" which include Company (Petition, ¶ 2), and that "[b]ecause S&S Communications purchases switched access services from [Company] any increase in the rates of such services will directly and immediately affect the pecuniary interests of S&S Communications as it will naturally affect S&S Communications' operating expenses." (Petition, ¶ 3).

4. On July 11, 2003, Company filed a Motion to Dismiss asserting that S&S no longer meets the standards for intervention set forth in SDCL 1-26-17.1 and ARSD 20:10:01:15.05 and therefore lacks standing to be a party in this case. The Company's basis for its motion is the Commission's decision in Docket No. TC02-166 to revoke S&S's certificate of authority to provide telecommunications services in South Dakota.

5. On August 8, 2003, the Commission issued a Notice of Intent to Consider Motion as One for Summary Judgment, Order for and Notice of Hearing; Order Extending Time for Response (Notice and Order) requesting the parties to file any affidavits or other proof demonstrating that a genuine issue of material fact exists or does not exist as to S&S's continuing interest in this proceeding sufficient to maintain intervenor party status.

6. The Commission takes official notice of the following matters of record in the Commission's files. On June 16, 2003, the Commission issued an Order to Show Cause and Notice of Hearing in Docket No. TC02-166 requiring S&S to appear and show cause as to why, *inter alia*, its certificate of authority to provide telecommunications services in South Dakota should not be revoked. On June 30 and July 2, 2003, the Commission held a contested case hearing on the Order to Show Cause. On July 2, 2003, following the conclusion of the evidentiary hearing and the arguments of the parties, the Commission unanimously voted to revoke S&S's certificate of authority to provide telecommunications services in South Dakota. On August 28, 2003, the Commission issued its Findings of Fact; Conclusions of Law; Notice of Entry of Order in Docket No. TC02-166 (TC02-166

Order). The TC02-166 Order was transmitted to S&S on August 29, 2003. In the TC02-166 Order, the Commission ordered *inter alia* that S&S's certificate of authority is revoked.

7. The Company's Motion to Dismiss and the Notice and Order provided sufficient notice to S&S of the Company's assertion of the Commission's action in Docket No. TC02-166 as a basis for the Commission's decision on the Motion to Dismiss to afford S&S a reasonable opportunity to refute the facts of record officially noticed in Finding 6 as provided for in SDCL 1-26-19(3).

8. The revocation of S&S's certificate of authority to provide intrastate interexchange services in the TC02-166 Order precludes S&S from utilizing the Company's switched access services to provide intrastate interexchange telecommunications services in South Dakota.

9. At the August 4, 2003 meeting at which the Company's Motion to Dismiss was first before the Commission, S&S stated that they were no longer paying for switched access services from Company.

10. In the Affidavit, Mr. Sumption states on behalf of S&S that "over the past several weeks several individuals and/or entities have expressed an interest in purchasing S&S Communications and/or its assets" (Affidavit, ¶ 5), that "S&S Communications is presently in negotiations to sell its business and/or assets" (Affidavit, ¶ 6) and that S&S's pecuniary interests will be directly and immediately affected by the Commission's decision in this matter "for the following reasons:

- (A) Subsequent to the sale, S&S Communications, regardless of the name by which it will do business, will have to purchase switched access services;
- (B) The individual and/or entity interested in purchasing S&S Communications and/or its assets has expressed some reluctance in following through with the purchase as a result of the rates presently charged for switched access services in South Dakota;
- (C) If the individual and/or entity interested in purchasing S&S Communications and/or its assets fails to follow through with the purchase, S&S Communications will be divested of a substantial amount of revenue that would have been directed to creditors and/or subscribers that lost service." (Affidavit, ¶ 7).

11. In the Affidavit, Mr. Sumption states that he is "one of the partners that owns and operates Intervenor S&S Communications." (Affidavit, ¶ 1).

12. Because S&S is a partnership, there is at least some question whether S&S could be sold to anyone as a legal entity. Furthermore, given the financial problems of S&S as documented in the TC02-166 Order and record, the Commission does not find it credible that anyone would acquire S&S as a legal entity and thereby render itself liable for S&S debts and liabilities.

13. Following revocation of its certificate of authority, S&S does not in any case have the legal right, as a matter of law, to convey to any purchaser of its assets or business either its certificate of authority or any other right to provide intrastate interexchange telecommunications services in South Dakota.

14. Following revocation of its certificate of authority, S&S does not have the legal right to continue to provide services that would involve the purchase of intrastate switched access services

from Company, and the Commission accordingly finds that the assertion stated in Affidavit, ¶ 7(A) fails as a matter of law to raise a genuine issue of material fact as to the assertion.

15. The statement in Affidavit ¶ 7(B), that "the individual and/or entity interested in purchasing S&S Communications and/or its assets has expressed some reluctance in following through with the purchase as a result of the rates presently charged for switched access services in South Dakota" is hearsay, is not legally admissible evidence and is therefore not a showing of evidence that is sufficient to raise a genuine issue of material fact as to the matter asserted. That the alleged speaker is not identified and apparently was not even identifiable as a person or entity weakens the credibility of the assertion even more.

16. Viewing the Affidavit and the other documents, admissions and evidence in the record in the light most favorable to S&S, no admissible evidence provided by or pointed to by S&S offers any concrete showing that a person or entity that has expressed interest in purchasing S&S's assets has a present intention to provide intrastate interexchange services in South Dakota and would thus incur switched access charges which could be affected by the decision in this proceeding.

17. Any person who might have an interest in purchasing the assets of S&S who is presently providing intrastate interexchange services in South Dakota has had an interest in the outcome of this proceeding that it could have asserted in a petition for intervention on its own behalf prior to now. No such petition has been filed.

18. Some concrete showing of current proximate interest is required as a condition of permitting S&S to maintain its status as an intervenor party.

19. S&S's mere assertion that it is offering telecommunications assets for sale which might possibly be sold to a person who does not now, but might desire to, provide intrastate interexchange services in South Dakota and who might theoretically have concerns about the Company's switched access revenue requirement is too speculative to meet the test for proof of standing as an intervenor and is not a sufficient showing of interest peculiar to S&S, as opposed to an interest common to the public at large, to justify S&S's intervenor party status in this proceeding.

20. Based upon the above findings, the Commission finds (i) that the Affidavit of S&S and the other documents and showings of evidence in the record in this proceeding are insufficient to demonstrate that a genuine issue of material fact is presented that would require a factual hearing as to a present interest of S&S in this proceeding that is sufficient to warrant its continued standing as an intervenor party and (ii) that after viewing all reasonable inferences to be drawn from the evidence in the record herein in favor of S&S, Company is entitled to a summary disposition as a matter of law granting Company's Motion to Dismiss S&S as an intervenor party.

21. The interests of the ultimate consumers of switched access services to be provided by Company are not peculiar to S&S as opposed to the general public and such consumer and general public interests are adequately represented in this proceeding by the Commission's Staff. Furthermore, given S&S's conduct toward the Commission and S&S's customers as set forth in the TC02-166 Order, the Commission does not find that S&S is an appropriate advocate for the interests of customers' or the general public's interests in this proceeding.

22. The evidence does not support a finding that S&S has acted in a dilatory or obstructionist manner while an intervenor party to this proceeding and such a finding has not been relied upon by the Commission in reaching its decision herein.



## CONCLUSIONS OF LAW

1. The Company's Motion to Dismiss was properly filed. Notice of the Commission's intention to treat the Motion to Dismiss as a motion for summary disposition was properly filed and served upon the parties in accordance with SDCL 15-6-56 and *Richards v. Lenz*, 539 N.W.2d 80 (S.D. 1995).
2. Pursuant to SDCL 49-1-11(4), 1-26-17.1, 1-26-18, 15-6-12(c) and 15-6-56 and ARSD 20:10:01:15.05, the Commission has the authority both to deny intervention as a party for failure of the petitioner to make a sufficient showing of pecuniary interest peculiar to the petitioner and also to dismiss an intervenor party under either a motion to dismiss or a summary disposition, as appropriate, if the requisite pecuniary interest of the intervening party has ceased to exist.
3. A petition to intervene and subsequent substantive pleadings and positions asserted by an intervenor in a proceeding are "defenses or claims" subject to summary disposition pursuant to SDCL 1-26-18.
4. Intrastate switched access charges are charges made by a carrier's carrier to another carrier for use of telecommunications facilities to originate or terminate calls. ARSD 20:10:27:01(6). For a telecommunications company to be a direct purchaser and user of the Company's intrastate switched access services, as distinguished from a member of the general public indirectly purchasing such services as an end user, it must be a provider of intrastate interexchange telecommunications services. ARSD 20:10:27:01(2) and 20:10:27:02. The Commission's TC02-166 Order prohibits S&S from engaging in the provision of the intrastate interexchange services in South Dakota and hence from being a purchaser or user of switched access services. S&S is not a purchaser of Company's switched access services.
5. When challenging a summary judgment, the nonmoving party must substantiate his allegations with sufficient probative evidence that would permit a finding in his favor on more than mere speculation or conjecture. *The Estate of Frederis J. Elliot v. A&B Welding Supply Company*, 1999 S.D. 55, 594 N.W.2d 707 (1999).
6. SDCL 15-6-56(e) requires that an affidavit offered in support of opposition to a motion for summary judgment "shall be made on personal knowledge" and "shall set forth such facts as would be admissible in evidence."
6. The assertion in the Affidavit that "the individual and/or entity interested in purchasing S&S Communications and/or its assets has expressed some reluctance in following through with the purchase as a result of the rates presently charged from switched access services in South Dakota" is hearsay and is not a fact admissible in evidence.
7. The remaining assertions in the Affidavit amount to an argument that S&S has standing to intervene due to the ownership of assets whose value might be affected by the fact that they could be used by a potential purchaser to become a provider of intrastate interexchange service in South Dakota who would thus require switched access services of Company. This argument demonstrates only a mere possibility and is not a showing of interest in the Company's switched access revenue requirement that is sufficiently proximate to justify party intervenor status.
8. The interests of the consumers of switched access services in South Dakota are represented by the Commission Staff in this proceeding, and S&S has made no showing that Commission Staff is not providing adequate representation of such interest.

9. S&S has failed to make a sufficient showing that a genuine issue of material fact is presented as to a pecuniary interest peculiar to S&S in this proceeding and the Commission concludes that a genuine issue of material fact is not presented.

10. S&S's asserted pecuniary interest arising from its ownership of assets that might be used in South Dakota by a purchaser of such assets to provide telecommunications services that would require the purchase of switched access services from Company is not proof of a sufficiently proximate interest in the outcome of this proceeding to justify intervenor party status.

11. Company is entitled to disposition in its favor as a matter of law of its Motion to Dismiss considered as a motion for summary disposition.

12. Company's Motion to Dismiss is granted.

13. Despite its dismissal as a party to this proceeding, the partners of S&S and/or the owners of its assets may request the right to appear and be heard in this proceeding as non-party participants pursuant to ARSD 20:10:01:15.06.

It is therefore

ORDERED, that the Company's Motion to Dismiss S&S Communications as an intervenor party to this proceeding is granted and S&S Communications is accordingly dismissed as an intervenor party.

NOTICE OF ENTRY OF ORDER

PLEASE TAKE NOTICE that this Order was duly entered on the 9<sup>th</sup> day of September, 2003. Pursuant to SDCL 1-26-32, this Order will take effect 10 days after the date of receipt or failure to accept delivery of the decision by the parties.

Dated at Pierre, South Dakota, this 9<sup>th</sup> day of September, 2003.

<b>CERTIFICATE OF SERVICE</b>	
The undersigned hereby certifies that this document has been served today upon all parties of record in this docket, as listed on the docket service list, by facsimile or by first class mail, in properly addressed envelopes, with charges prepaid thereon.	
By:	<u>Hellaine Kalbo</u>
Date:	<u>9/9/03</u>
(OFFICIAL SEAL)	

BY ORDER OF THE COMMISSION:

Robert K. Sahr  
ROBERT K. SAHR, Chairman *JK*

Gary Hanson  
GARY HANSON, Commissioner

James A. Burg  
JAMES A. BURG, Commissioner

**BEFORE THE PUBLIC UTILITIES COMMISSION  
OF THE STATE OF SOUTH DAKOTA**

<b>IN THE MATTER OF THE ESTABLISHMENT )</b>	<b>ORDER APPROVING</b>
<b>OF SWITCHED ACCESS REVENUE )</b>	<b>REVENUE REQUIREMENT</b>
<b>REQUIREMENT FOR TRI-COUNTY TELCOM, )</b>	
<b>INC. )</b>	<b>TC02-089</b>

On July 1, 2002, Tri-County Telcom, Inc. (Tri-County) filed for approval by the Public Utilities Commission (Commission) its 2001 Intrastate Switched Access Cost Study. On April 3, 2003 and September 3, 2003, Tri-County filed amended 2001 Intrastate Switched Access Cost Studies.

On July 3, 2002, the Commission electronically transmitted notice of the filing and the intervention deadline of July 19, 2002, to interested individuals and entities. On July 15, 2002, the Commission received a Petition to Intervene from S&S Communications (S&S). At a regularly scheduled meeting of July 23, 2002, the Commission granted intervention to S&S. The Commission also voted to assess a filing fee as requested by the Executive Director up to the statutory limit of \$100,000. On July 11, 2003, the Commission received a Motion to Dismiss S&S as intervenor in this proceeding from Tri-County. At its regularly scheduled meeting of August 19, 2003, the Commission granted the Motion to Dismiss. Staff filed a memorandum on September 2, 2003, with the concurrence of the company, setting forth a recommended revenue requirement and minutes of use. The Commission considered this matter at its September 16, 2003, meeting.

The Commission has jurisdiction over this matter pursuant to SDCL 1-26-17.1, 49-1A-9, 49-31-12.4, 49-31-12.6, 49-31-18, 49-31-19 and ARSD 20:10:01:15.02, 20:10:01:15.05, 20:10:27:07 and 20:10:27:08. Upon review of Tri-County's filing, the Commission found that the revenue requirement and minutes of use as depicted in Staff's memorandum were fair and reasonable and should be approved. As the Commission's final decision in this matter, it is therefore

ORDERED, that Tri-County's revenue requirement and minutes of use are hereby approved as revised and shall be incorporated in the Local Exchange Carriers Association's determination of switched access rates. (See TC02-090.)

Dated at Pierre, South Dakota, this 23<sup>rd</sup> day of September, 2003.

<b>CERTIFICATE OF SERVICE</b>
The undersigned hereby certifies that this document has been served today upon all parties of record in this docket, as listed on the docket service list, by facsimile or by first class mail, in properly addressed envelopes, with charges prepaid thereon.
By: <u><i>Dellano Kolbo</i></u>
Date: <u>9/25/03</u>
(OFFICIAL SEAL)

BY ORDER OF THE COMMISSION:

*Robert K. Sahr*  
ROBERT K. SAHR, Chairman

*Gary Hanson*  
GARY HANSON, Commissioner