

TC02-088

KC/RS

TC02-088

DOCKET NO. _____

In the Matter of — IN THE MATTER OF THE ESTABLISHMENT OF SWITCHED ACCESS REVENUE REQUIREMENT FOR ROBERTS COUNTY TELEPHONE COOPERATIVE ASSOCIATION AND RC COMMUNICATIONS, INC.

Public Utilities Commission of the State of South Dakota

DATE	MEMORANDA
7/1 02	Filed and Docketed;
7/3 02	Weekly Filings;
7/15 02	HS Communications's Petition to Intervene;
8/7 02	Order Granting Petition to Intervene; Order Assessing Filing Fee;
8/26 02	Notice of Appearance and Request for Service;
9/9 02	HS Request for Access to Confidential Information;
4/7 03	Revised Cost Study;
7/11 03	Motion to Dismiss and Motion for Extension of Time to Report to <i>second Discovery Request;</i>
7/24 03	Intervenor's Brief in Resistance to Motion to Dismiss and Motion for <i>Extension of Time;</i>
8/8 03	Notice of Intent to Consider the Issues for Summary Judgment; Order for <i>Order extending time for response;</i>
8/14 03	Affidavit of Les S. Sumpton;
8/18 03	Response of Campaigns/Amelia Above Docket to Affidavit of Les S. Sumpton;
9/3 03	Revised Cost Study;
9/9 03	Final Decision and Order Granting Motion to Dismiss on Summary <i>Notice of Entry;</i>
9/23 03	Order Approving Revenue Requirement;
9/23 03	Docket Closed.

**OLSEN THIELEN & CO., LTD.***Certified Public Accountants & Consultants***RECEIVED**

JUL 01 2002

**SOUTH DAKOTA PUBLIC
UTILITIES COMMISSION**

June 28, 2002

Debra Elofson
Executive Director
Public Utilities Commission
State of South Dakota
500 East Capital
Pierre, SD 57501

The accompanying Switched Access Filing material on behalf of Roberts County Telephone Cooperative Association & RC Communications, Inc. is sent pursuant to the rules established by the Commission. Revenue requirements were included in the LECA Switched Access Rate Filing. Enclosed are five copies of the material and one program diskette.

Please contact me with any questions concerning this filing.

Sincerely,

John W Coleman
Certified Public Accountant

cc: Pamela Harrington
Roberts County Telephone
& RC Communications

**ROBERTS COUNTY TELEPHONE
COOPERATIVE ASSOCIATION
&
RC COMMUNICATIONS, INC.**

**SWITCHED ACCESS FILING
YEAR ENDED DECEMBER 31, 2001.**

Roberts County Telephone & RC Communications

***** FCC PART 69 *****
Intrastate Toll
Revenue Requirement Summary

(A)	(B)	(C)	(D)	(E)	(F)	(G)	(H)	(I)
	Part 36 Total	Source	Common Line	Local Switching	Information	Common Transport	Billing and Collection	Other
15	\$2,522,511	J13	\$1,647,707	\$214,912	\$0	\$659,892	\$0	\$0
16	10.00%		10.00%	10.00%	10.00%	10.00%	10.00%	10.00%
17	\$252,251	J18-20	\$164,771	\$21,491	\$0	\$65,989	\$0	\$0
18	0		0	0	0	0	0	0
19	\$252,251	J31-32	\$164,771	\$21,491	\$0	\$65,989	\$0	\$0
20	64,519	J33-35, 40	42,144	5,497	0	16,878	0	0
21	580,238		268,105	92,359	4,112	188,573	27,088	0
22	\$897,008		\$475,020	\$119,347	\$4,112	\$271,441	\$27,088	\$0
23								
24								
25								
26								
27								
28								
29								
30								
31	\$0	P13	\$0	\$0	\$0	\$0	\$0	\$0
32	10.00%		10.00%	10.00%	10.00%	10.00%	10.00%	10.00%
33	\$0	P18-20	\$0	\$0	\$0	\$0	\$0	\$0
34	0		0	0	0	0	0	0
35	\$0	P31-32	\$0	\$0	\$0	\$0	\$0	\$0
36	0	P33-35, 40	0	0	0	0	0	0
37	0		0	0	0	0	0	0
38	0		0	0	0	0	0	0
39	0		0	0	0	0	0	0
40	\$0		\$0	\$0	\$0	\$0	\$0	\$0
41								
42								
43								
44								
45	\$897,008		\$475,020	\$119,347	\$4,112	\$271,441	\$27,088	\$0
TOTAL INTRASTATE REV. REQ.								
ACCESS ELEMENT MINUTES OF USE			3,958,615	3,958,615		3,958,615		
ACCESS RATE PER MINUTE	\$0.218715		\$0.119997	\$0.030149		\$0.068570		

Roberts County Telephone & RC Communications

Intrastate

***** FCC PART 36 ***** Revenue Requirement Summary	TOTAL COMPANY	Source/ Allocator	Interstate and Other	Message Telephone Service		Private Line		TOTAL INTRASTATE		
				InterLATA	IntraLATA	InterLATA	IntraLATA			
(A)	(B)	(C)	(D)	(E)	(F)	(G)	(H)	(I)		
13 State Income Tax Rate	0.00%	---	0.00%	0.00%	0.00%	0.00%	0.00%	0.00%	0.00%	
14 Federal Income Tax Rate	34.00%	---	34.00%	34.00%	34.00%	34.00%	34.00%	34.00%	34.00%	
15 Gross Receipts Tax Rate	3.00%	---	3.00%	3.00%	3.00%	3.00%	3.00%	3.00%	3.00%	
16										
17										
18 Net Investment	\$9,953,512	C68	\$7,431,001	\$0	\$2,522,511	\$0	\$0	\$2,522,511	O.K.	
19 Rate of Return	10.00%	---	10.00%	10.00%	10.00%	10.00%	10.00%	10.00%		
20										
21 Return on Rate Base	\$995,351		\$743,100	\$0	\$252,251	\$0	\$0	\$252,251	O.K.	
22										
23 AFUDC	0	H43	0	0	0	0	0	0	O.K.	
24 ITC Amortization	0	H36	0	0	0	0	0	0	O.K.	
25 Other Return Adjustments	0	V242	0	0	0	0	0	0	O.K.	
26										
27 Net Return	\$995,351		\$743,100	\$0	\$252,251	\$0	\$0	\$252,251	O.K.	
28										
29 Contributions	0	H52	0	0	0	0	0	0	O.K.	
30 Interest Expense	501,165	H44	374,157	0	127,008	0	0	127,008	O.K.	
31 Capital Lease Expense	0	H46	0	0	0	0	0	0	O.K.	
32 Capitalized Payroll taxes	0	H36	0	0	0	0	0	0	O.K.	
33 Depreciation Adjustment	0	H36	0	0	0	0	0	0	O.K.	
34 Other Income Adjustments	0	V248	0	0	0	0	0	0	O.K.	
35										
36 After Tax Income	\$494,186		\$368,943	\$0	\$125,243	\$0	\$0	\$125,243	O.K.	
37										
38 State Income Taxes	\$0	Formula	\$0	\$0	\$0	\$0	\$0	\$0	O.K.	
39 Federal Income Taxes	254,581	Formula	190,061	0	64,519	0	0	64,519	O.K.	
40 Operating Expenses and Taxes	2,257,645	I196	1,675,393	0	582,252	0	0	582,252	O.K.	
41 Uncollectibles	0	V249	0	0	0	0	0	0	O.K.	
42 Other Revenue Adjustments	(126,577)	V250	(96,758)	0	(29,819)	0	0	(29,819)	O.K.	
43										
44 Net Revenue	\$3,507,577		\$2,608,554	\$0	\$899,022	\$0	\$0	\$899,022	O.K.	
45 Gross Receipts Taxes	108,482	Formula	80,677	0	27,805	0	0	27,805	O.K.	
46 Other Revenue Taxes	0	V251	0	0	0	0	0	0	O.K.	
47										
TOTAL REVENUE REQUIREMENT	\$3,616,059		\$2,689,231	\$0	\$926,827	\$0	\$0	\$926,827	O.K.	

Roberts County Telephone & RC Communications

		Intrastate								
***** FCC PART 36 ***** Investment Summary		TOTAL COMPANY	Source/ Allocator	Interstate and Other	Message Telephone Service		Private Line		TOTAL INTRASTATE	
(A)	(B)				(C)	(D)	InterLATA	IntraLATA		
13	Land and Support Investment	\$1,382,948	D33	\$1,035,085	\$0	\$347,863	\$0	\$0	\$347,863	O.K.
14										
15	COE Operator Equipment	\$0	D43	\$0	\$0	\$0	\$0	\$0	\$0	O.K.
16	COE Switching Equipment	2,472,652	D68	1,907,291	0	565,361	0	0	565,361	O.K.
17	COE Transmission Equipment	3,135,681	D85	2,259,066	0	876,615	0	0	876,615	O.K.
18										
19	Total COE	\$5,608,333		\$4,166,356	\$0	\$1,441,977	\$0	\$0	\$1,441,977	O.K.
20	Info. Orig./Term. Equipment	0	D94	0	0	0	0	0	0	O.K.
21	Cable and Wire Facilities	9,780,187	D137	7,351,374	0	2,428,813	0	0	2,428,813	O.K.
22										
23	Total COE, IOT, C&WF	\$15,388,520		\$11,517,730	\$0	\$3,870,790	\$0	\$0	\$3,870,790	O.K.
24										
25	Total Capital Leases	\$0	D173	\$0	\$0	\$0	\$0	\$0	\$0	O.K.
26										
27	Leasehold Improvements	\$0	D186	\$0	\$0	\$0	\$0	\$0	\$0	O.K.
28										
29	Intangible Assets	\$3,726	D209	\$2,789	\$0	\$937	\$0	\$0	\$937	O.K.
30										
31										
32	Total Tele. Pit. In Service	\$16,775,194		\$12,555,604	\$0	\$4,219,590	\$0	\$0	\$4,219,590	O.K.
33										
34	Plant Held, Future Use	\$0	D214-215	\$0	\$0	\$0	\$0	\$0	\$0	O.K.
35	TPUC, Short-term	61,897	D216-217	46,328	0	15,569	0	0	15,569	O.K.
36	TPUC, Long-term	0	D218-219	0	0	0	0	0	0	O.K.
37	Tel. Pit. Adjustment	0	D220-221	0	0	0	0	0	0	O.K.
38										
39	Total Other Tel. Pit.	\$61,897		\$46,328	\$0	\$15,569	\$0	\$0	\$15,569	O.K.
40										
41										
42	TOTAL TELEPHONE PLANT	\$16,837,091		\$12,601,931	\$0	\$4,235,160	\$0	\$0	\$4,235,160	O.K.

Roberts County Telephone & RC Communications

Intrastate

***** FCC PART 36 ***** Investment Summary	TOTAL COMPANY	Source/ Allocator	Interstate	Message Telephone Service		Private Line		TOTAL INTRASTATE	
				InterLATA	IntraLATA	InterLATA	IntraLATA		
(A)	(B)	(C)	(D)	(E)	(F)	(G)	(H)	(I)	
56 Other Assets, Net	0	V105	0	0	0	0	0	0	O.K.
57 Accumulated Depr./Amort	(6,878,302)	E34	(5,160,960)	0	(1,717,342)	0	0	(1,717,342)	O.K.
58 Accum. Def. Inc. Taxes, Net	(165,064)	E47	(124,509)	0	(40,555)	0	0	(40,555)	O.K.
59 Oth. Liab. & Def. Cr., Net	(18,589)	V106	(18,589)	0	0	0	0	0	O.K.
60									
61 TOTAL NET PLANT	\$9,775,136		\$7,297,873	\$0	\$2,477,263	\$0	\$0	\$2,477,263	O.K.
62									
63 Materials and Supplies	104,747	H31	78,734	0	26,013	0	0	26,013	O.K.
64 Rural Tel. Bank Stock	0	H35	0	0	0	0	0	0	O.K.
65 Cash Working Capital	73,629	Formula	54,394	0	19,235	0	0	19,235	O.K.
66 Equal Access Investment	0	—	0	0	0	0	0	0	O.K.
67									
68 TOTAL NET INVESTMENT	\$9,953,512		\$7,431,001	\$0	\$2,522,511	\$0	\$0	\$2,522,511	O.K.
69									

Roberts County Telephone & RC Communications

***** FCC PART 36 ***** Plant Investment Detail	TOTAL COMPANY	Source/ Allocator	Interstate and Other	Intrastate				TOTAL INTRASTATE		
				Message Telephone Service		Private Line				
				InterLATA	IntraLATA	InterLATA	IntraLATA			
(A)	(B)	(C)	(D)	(E)	(F)	(G)	(H)	(I)		
13 LAND AND SUPPORT ASSETS:										
14										
15 Land, Allocable	\$0	H33	\$0	\$0	\$0	\$0	\$0	\$0	\$0	O.K.
16 Land, Direct	0	V22	0	0	0	0	0	0	0	O.K.
17										
18 Total Land	\$0		\$0	\$0	\$0	\$0	\$0	\$0	\$0	O.K.
19										
20 Motor Vehicles	\$0	H33	\$0	\$0	\$0	\$0	\$0	\$0	\$0	O.K.
21 Aircraft	0	H33	0	0	0	0	0	0	0	O.K.
22 Special Purpose Vehicles	0	H33	0	0	0	0	0	0	0	O.K.
23 Garage Work Equipment	0	H33	0	0	0	0	0	0	0	O.K.
24 Other Work Equipment	0	H33	0	0	0	0	0	0	0	O.K.
25 Buildings, Allocable	1,382,948	H33	1,035,085	0	347,863	0	0	347,863	0	O.K.
26 Buildings, Direct	0	V29	0	0	0	0	0	0	0	O.K.
27 Furniture	0	H33	0	0	0	0	0	0	0	O.K.
28 Office Equipment	0	H33	0	0	0	0	0	0	0	O.K.
29 General Purpose Computers	0	H33	0	0	0	0	0	0	0	O.K.
30										
31 Total Support Assets	\$1,382,948		\$1,035,085	\$0	\$347,863	\$0	\$0	\$347,863	\$0	O.K.
32										
33 Tot. Land and Support Assets	\$1,382,948		\$1,035,085	\$0	\$347,863	\$0	\$0	\$347,863	\$0	O.K.
34										
35										
36 CENTRAL OFFICE EQUIPMENT:										
37										
38 CAT 1 Oper. Sys., TSPS	\$0	G22	\$0	\$0	\$0	\$0	\$0	\$0	\$0	O.K.
39 CAT 1 Oper. Sys., Other TSPS	0	G21	0	0	0	0	0	0	0	O.K.
40 CAT 1 Oper. Sys., Aux. Pos.	0	G23	0	0	0	0	0	0	0	O.K.
41 CAT 1 Oper. Sys., Other	0	V36	0	0	0	0	0	0	0	O.K.
42										
43 Total CAT 1	\$0		\$0	\$0	\$0	\$0	\$0	\$0	\$0	O.K.
44										
45										
46 CAT 2 Tandem Sw. Allocable	\$338,145	G26	\$195,749	\$0	\$142,396	\$0	\$0	\$142,396	\$0	O.K.
47 CAT 2 Tandem Sw. Direct	0	V38	0	0	0	0	0	0	0	O.K.
48										
49 Total CAT 2	\$338,145		\$195,749	\$0	\$142,396	\$0	\$0	\$142,396	\$0	O.K.

Roberts County Telephone & RC Communications

		Intrastate								
		TOTAL COMPANY	Source/ Allocator	Interstate and Other	Message Telephone Service		Private Line		TOTAL INTRASTATE	
					InterLATA	IntraLATA	InterLATA	IntraLATA		
***** FCC PART 36 ***** Plant Investment Detail	(A)	(B)	(C)	(D)	(E)	(F)	(G)	(H)	(I)	
63	CAT 3 Local Sw. Allocable	\$2,134,507	G15	\$1,711,542	\$0	\$422,965	\$0	\$0	\$422,965	O.K.
64	CAT 3 Local Sw. Direct	0	V40	0	0	0	0	0	0	O.K.
65										
66	Total CAT 3	\$2,134,507		\$1,711,542	\$0	\$422,965	\$0	\$0	\$422,965	O.K.
67										O.K.
68	Total COE Sw. CAT 2&3	\$2,472,652		\$1,907,291	\$0	\$565,361	\$0	\$0	\$565,361	O.K.
69		=====		=====	=====	=====	=====	=====	=====	
70										
71	COE TRANSMISSION:									
72										
73	CAT 4.12 Exchange Trunk	\$139,070	123	\$139,070	\$0	\$0	\$0	\$0	\$0	O.K.
74	CAT 4.12 Exch. Tr. Direct	0	V42	0	0	0	0	0	0	O.K.
75	CAT 4.13 Exch. Ln. Message	1,642,993	G13	1,232,244	0	410,748	0	0	410,748	O.K.
76	CAT 4.13 PL, WATS, Local	32,437	F18	32,437	0	0	0	0	0	O.K.
77	CAT 4.13 Direct	0	V45	0	0	0	0	0	0	O.K.
78	CAT 4.23 Message	1,140,911	G18	694,730	0	446,181	0	0	446,181	O.K.
79	CAT 4.23 PL, WATS	26,657	F24	26,657	0	0	0	0	0	O.K.
80	CAT 4.23 Direct	0	V48	0	0	0	0	0	0	O.K.
81	CAT 4.3 H/R Message	153,613	G29	133,926	0	19,687	0	0	19,687	O.K.
82	CAT 4.3 WATS	0	V50	0	0	0	0	0	0	O.K.
83	CAT 4.3 Direct	0	V51	0	0	0	0	0	0	O.K.
84										
85	Total COE CAT 4	\$3,135,681		\$2,259,066	\$0	\$876,615	\$0	\$0	\$876,615	O.K.
86		=====		=====	=====	=====	=====	=====	=====	
87										
88	INFORMATION ORIGINATION/TERMINATION:									
89										
90	CAT 1 Other IOT Equipment	\$0	G13	\$0	\$0	\$0	\$0	\$0	\$0	O.K.
91	CAT 1 Coinless Pay Phones	0	G18	0	0	0	0	0	0	O.K.
92	CAT 2 CP Equipment	0	V70	0	0	0	0	0	0	O.K.
93										
94	Total IOT Equipment	\$0		\$0	\$0	\$0	\$0	\$0	\$0	O.K.
95		=====		=====	=====	=====	=====	=====	=====	
96										

Roberts County Telephone & RC Communications

***** FCC PART 36 ***** Plant Investment Detail	TOTAL COMPANY	Source/ Allocator	Interstate and Other	Intrastate				TOTAL INTRASTATE		
				Message Telephone Service		Private Line				
				InterLATA	IntraLATA	InterLATA	IntraLATA			
(A)	(B)	(C)	(D)	(E)	(F)	(G)	(H)	(I)		
111 CABLE AND WIRE FACILITIES:										
112										
113 CAT 1.1 IntraLATA PL/WATS	166,960	F31	\$166,960	\$0	\$0	\$0	\$0	\$0	\$0	O.K.
114 CAT 1.2 InterLATA PL/WATS	0	F31	0	0	0	0	0	0	0	O.K.
115 CAT 1.3 Joint Message	8,456,714	G13	6,342,536	0	2,114,179	0	0	2,114,179	0	O.K.
116 Other CAT 1 C&WF	0	V74	0	0	0	0	0	0	0	O.K.
117										
118 Total CAT 1 C&WF	\$8,623,674		\$6,509,495	\$0	\$2,114,179	\$0	\$0	\$2,114,179	0	O.K.
119										
120 CAT 2 C&WF	\$177,924	G28	\$177,924	\$0	\$0	\$0	\$0	\$0	\$0	O.K.
121 CAT 2 C&WF, Wideband	0	V76	0	0	0	0	0	0	0	O.K.
122										
123 Total CAT 2 C&WF	\$177,924		\$177,924	\$0	\$0	\$0	\$0	\$0	\$0	O.K.
124										
125 CAT 3 Joint Message	760,198	G17	471,215	0	288,982	0	0	\$288,982	0	O.K.
126 CAT 3 PL/WATS etc.	18,227	F36	18,227	0	0	0	0	0	0	O.K.
127 CAT 3 Direct	0	V79	0	0	0	0	0	0	0	O.K.
128										
129 Total CAT 3 C&WF	\$778,425		\$489,443	\$0	\$288,982	\$0	\$0	\$288,982	0	O.K.
130										
131 CAT 4 Message	\$200,164	G29	\$174,512	\$0	\$25,652	\$0	\$0	\$25,652	0	O.K.
132 CAT 4 WATS	0	V81	0	0	0	0	0	0	0	O.K.
133 CAT 4 Direct	0	V82	0	0	0	0	0	0	0	O.K.
134										
135 Total CAT 4 C&WF	\$200,164		\$174,512	\$0	\$25,652	\$0	\$0	\$25,652	0	O.K.
136										
137 TOTAL C&WF	\$9,780,187		\$7,351,374	\$0	\$2,428,813	\$0	\$0	\$2,428,813	0	O.K.
138										
139										
140 CAPITAL LEASES:										
141										
142 Allocable Support Leases	\$0	H14	\$0	\$0	\$0	\$0	\$0	\$0	\$0	O.K.
143 Direct Support Leases	0	V84	0	0	0	0	0	0	0	O.K.
144										
145 Total Support Leases	\$0		\$0	\$0	\$0	\$0	\$0	\$0	\$0	O.K.

Roberts County Telephone & RC Communications

***** FCC PART 36 ***** Plant Investment Detail	TOTAL COMPANY	Source/ Allocator	Interstate and Other	Intrastate				TOTAL INTRASTATE		
				Message Telephone Service		Private Line				
				InterLATA	IntraLATA	InterLATA	IntraLATA			
(A)	(B)	(C)	(D)	(E)	(F)	(G)	(H)	(I)		
160										
161 COE Operator	\$0	H16	\$0	\$0	\$0	\$0	\$0	\$0	\$0	O.K.
162 COE Tandem Switch	0	H17	0	0	0	0	0	0	0	O.K.
163 COE Local Switch	0	H18	0	0	0	0	0	0	0	O.K.
164 COE Transmission	0	H20	0	0	0	0	0	0	0	O.K.
165 COE Direct	0	V89	0	0	0	0	0	0	0	O.K.
166										
167 Total COE Leases	\$0		\$0	\$0	\$0	\$0	\$0	\$0	\$0	O.K.
168										
169 IOT Leases	\$0	V90	\$0	\$0	\$0	\$0	\$0	\$0	\$0	O.K.
170										
171 C&WF Leases	\$0	V91	\$0	\$0	\$0	\$0	\$0	\$0	\$0	O.K.
172										
173 TOTAL CAPITAL LEASES	\$0		\$0	\$0	\$0	\$0	\$0	\$0	\$0	O.K.
174										
175										
176 LEASEHOLD IMPROVEMENTS:										
177										
178 Land and Support Assets	\$0	H14	\$0	\$0	\$0	\$0	\$0	\$0	\$0	O.K.
179 COE Switching	0	H18	0	0	0	0	0	0	0	O.K.
180 COE Operator	0	H16	0	0	0	0	0	0	0	O.K.
181 COE Transmission	0	H20	0	0	0	0	0	0	0	O.K.
182 IOT	0	V96	0	0	0	0	0	0	0	O.K.
183 C&WF	0	V97	0	0	0	0	0	0	0	O.K.
184 Other	0	V98	0	0	0	0	0	0	0	O.K.
185										
186 TOTAL LEASEHOLD IMPROVEMEN	\$0		\$0	\$0	\$0	\$0	\$0	\$0	\$0	O.K.
187										
188										
189 TPIS, EXCL. ACCT. No. 2690	\$16,771,468		\$12,552,815	\$0	\$4,218,653	\$0	\$0	\$0	\$4,218,653	O.K.

Roberts County Telephone & RC Communications

***** FCC PART 36 ***** Plant Investment Detail (A)	TOTAL COMPANY (B)	Source/ Allocator (C)	Interstate and Other (D)	Intrastate				TOTAL INTRASTATE (I)	
				Message Telephone Service		Private Line			
				InterLATA (E)	IntraLATA (F)	InterLATA (G)	IntraLATA (H)		
204 INTANGIBLE ASSETS:									
205									
206 Allocable Acct. No. 2690	\$3,726	H36	\$2,789	\$0	\$937	\$0	\$0	\$937	O.K.
207 Direct Acct. No. 2690	0	V100	0	0	0	0	0	0	O.K.
208									
209 Total Intangible Assets	\$3,726		\$2,789	\$0	\$937	\$0	\$0	\$937	O.K.
210									
211									
212 OTHER TELEPHONE PLANT:									
213									
214 Held for Fut. Use - Alloc.	\$0	---	\$0	\$0	\$0	\$0	\$0	\$0	O.K.
215 Held for Fut. Use - Direct	0	---	0	0	0	0	0	0	O.K.
216 TPUC, Short-term - Alloc.	61,897	H35	46,328	0	15,569	0	0	15,569	O.K.
217 TPUC, Short-term - Direct	0	V124	0	0	0	0	0	0	O.K.
218 TPUC, Long-term - Alloc.	0	H35	0	0	0	0	0	0	O.K.
219 TPUC, Long-term - Direct	0	V126	0	0	0	0	0	0	O.K.
220 Tele. Plt. Adjust. - Alloc.	0	H35	0	0	0	0	0	0	O.K.
221 Tele. Plt. Adjust. - Direct	0	V104	0	0	0	0	0	0	O.K.
222									
223 Total Other Telephone Plant	\$61,897		\$46,328	\$0	\$15,569	\$0	\$0	\$15,569	O.K.

Roberts County Telephone & RC Communications

Intrastate

***** FCC PART 36 ***** Reserves and Deferrals	TOTAL COMPANY	Source/ Allocator	Interstate and Other	Message Telephone Service		Private Line		TOTAL INTRASTATE	
				InterLATA	IntraLATA	InterLATA	IntraLATA		
(A)	(B)	(C)	(D)	(E)	(F)	(G)	(H)	(I)	
13 ACCUM. DEPRECIATION, TPIS:									
14									
15 Support Assets	\$553,294	H13	\$414,120	\$0	\$139,174	\$0	\$0	\$139,174	O.K.
16 COE Switching	1,502,308	H19	1,158,812	0	343,496	0	0	343,496	O.K.
17 COE Operator	0	H16	0	0	0	0	0	0	O.K.
18 COE Transmission	1,184,967	H20	853,696	0	331,271	0	0	331,271	O.K.
19 IOT Equipment	0	H25	0	0	0	0	0	0	O.K.
20 Cable and Wire Facilities	3,636,189	H31	2,733,177	0	903,012	0	0	903,012	O.K.
21 Other Plant	0	V135	0	0	0	0	0	0	O.K.
22									
23 Total Accum. Depr., TPIS	\$6,876,758		\$5,159,805	\$0	\$1,716,953	\$0	\$0	\$1,716,953	O.K.
24									
25 ACCUM. AMORTIZATION:									
26									
27 Accum. Depreciation, PHFU	\$0	H38	\$0	\$0	\$0	\$0	\$0	\$0	O.K.
28 Accum. Amort., Tangible Inv.	0	H40	0	0	0	0	0	0	O.K.
29 Accum. Amort., Intang. Inv.	1,544	H41	1,156	0	388	0	0	388	O.K.
30 Accum. Amort., Other	0	V138	0	0	0	0	0	0	O.K.
31									
32 Tot. Accum. Amortization	\$1,544		\$1,156	\$0	\$388	\$0	\$0	\$388	O.K.
33									
34 Total Accum. Depr./Amort.	\$6,878,302		\$5,160,960	\$0	\$1,717,342	\$0	\$0	\$1,717,342	O.K.
35									
36									
37 ACCUM. DEF. INC. TAXES, NET:									
38									
39 Support Assets	9,135	H13	\$6,837	\$0	\$2,298	\$0	\$0	\$2,298	O.K.
40 COE Switching	47,580	H19	36,701	0	10,879	0	0	10,879	O.K.
41 COE Operator	0	H16	0	0	0	0	0	0	O.K.
42 COE Transmission	15,074	H20	10,860	0	4,214	0	0	4,214	O.K.
43 IOT Equipment	0	H25	0	0	0	0	0	0	O.K.
44 Cable and Wire Fac.	93,275	H31	70,111	0	23,164	0	0	23,164	O.K.
45 Unclassified	0	V145	0	0	0	0	0	0	O.K.
46									
47 Total Accum. Def. Inc. Taxes	\$165,064		\$124,509	\$0	\$40,555	\$0	\$0	\$40,555	O.K.

Roberts County Telephone & RC Communications

***** FCC PART 36 ***** Functional Distribution of Selected Investments	TOTAL COMPANY	Joint Use Message	Private Line				Extended Area Service	Other		
			Interstate		Intrastate					
			InterLATA	IntraLATA	InterLATA	IntraLATA				
(A)	(B)	(C)	(D)	(E)	(F)	(G)	(H)	(I)		
13 TRANS. CCT EQUIPMENT:										
14										
15 Working Loops	2,221	2,178	0	0	0	0	0	43	O.K.	
16 Avg. Cost per Loop	754.36	754.36	754.36	754.36	754.36	754.36	754.36	754.36		
17										
18 CAT 4.13 Exch Ln. Invest.	\$1,675,430	\$1,642,993	\$0	\$0	\$0	\$0	\$0	\$32,437		
19										
20										
21 Circuit Terminations	438	428	0	0	0	0	0	10	O.K.	
22 Avg. Cost per Termination	2,665.68	2,665.68	2,665.68	2,665.68	2,665.68	2,665.68	2,665.68	2,665.68		
23										
24 CAT 4.23 Other IX	\$1,167,568	\$1,140,911	\$0	\$0	\$0	\$0	\$0	\$26,657		
25										
26										
27 C&WF INVESTMENT:										
28										
29 Working Loops	2,221	2,178	0	0	0	0	0	43		
30 Loops Factor	1.000000	0.980639	0.000000	0.000000	0.000000	0.000000	0.000000	0.019361		
31 CAT 1 Exchange C&WF	\$8,623,674	\$8,456,714	\$0	\$0	\$0	\$0	\$0	\$166,960	O.K.	
32										
33										
34 Equivalent IX Circuit Miles	74,841	73,089	0	0	0	0	0	1,752	O.K.	
35 IX Cct. Miles Factor	1.000000	0.976584	0.000000	0.000000	0.000000	0.000000	0.000000	0.023416		
36 CAT 3 Interexch. C&WF	\$778,425	\$760,198	\$0	\$0	\$0	\$0	\$0	\$18,227		

Intrastate

	***** FCC PART 36 ***** Physical Allocation Factors	TOTAL COMPANY	Message Telephone Service			Private Line			TOTAL INTRASTATE
			InterLATA	IntraLATA	InterLATA	InterLATA	IntraLATA	InterLATA	
(A)	(C)	(B)	(E)	(F)	(G)	(H)	(I)		
13 Subscriber Plant Fact. (SPF)	SPF	1.000000	0.000000	0.250000	0.000000	0.000000	0.250000	O.K.	
14 Dial Equipment Minutes (DEM)	DEM	1.000000	0.000000	0.198156	0.000000	0.000000	0.198156	O.K.	
15 Conversation Minute-Miles	CMM	1.000000	0.000000	0.380141	0.000000	0.000000	0.380141	O.K.	
16 Conversation Minutes	CM	1.000000	0.000000	0.391074	0.000000	0.000000	0.391074	O.K.	
17 Subscriber Minutes (SLU)	SLU	1.000000	0.000000	0.099078	0.000000	0.000000	0.099078	O.K.	
18 TSPS Processor Time	TSP	0.000000	0.000000	0.000000	0.000000	0.000000	0.000000	O.K.	
19 Wtd. Stand. Work Sec., Toll	WST	0.000000	0.000000	0.000000	0.000000	0.000000	0.000000	O.K.	
20 Wtd. Stand. Work Sec., Aux.	WSA	0.000000	0.000000	0.000000	0.000000	0.000000	0.000000	O.K.	
21 Wtd. Stand. Work Sec., Comb.	WSC	0.000000	0.000000	0.000000	0.000000	0.000000	0.000000	O.K.	
22 COE CAT 2 Minutes	CT2	1.000000	0.000000	0.421109	0.000000	0.000000	0.421109	O.K.	
23 Exchange Trunk Minutes	ETM	1.000000	0.000000	0.000000	0.000000	0.000000	0.000000	O.K.	
24 MOU-Mi., Host/Remote	HRM	1.000000	0.000000	0.128157	0.000000	0.000000	0.128157	O.K.	
25 C&WF CAT 4, WATS	CT4	0.000000	0.000000	0.000000	0.000000	0.000000	0.000000	O.K.	
26 Equal Access MOU	EAM	0.000000	0.000000	0.000000	0.000000	0.000000	0.000000	O.K.	
27 Current Billings	CB	1.000000	0.000000	0.204513	0.000000	0.000000	0.204513	O.K.	
28 EU Presubscription Factor	EPRE	1.000000	0.000000	0.000000	0.000000	0.000000	0.000000	O.K.	
29 EU MTS & WATS Factor	EMTS	1.000000	0.000000	0.096801	0.000000	0.000000	0.096801	O.K.	
30 EU Access, P/L and All Other Factor	EPLO	0.000000	0.000000	0.000000	0.000000	0.000000	0.000000	O.K.	
31 IX Special Access Factor	ISPA	0.000000	0.000000	0.000000	0.000000	0.000000	0.000000	O.K.	
32 IX Switched Access Factor	ISWA	1.000000	0.000000	0.361547	0.000000	0.000000	0.361547	O.K.	
33 IX Billing & Collection Services Factor	IBC	0.000000	0.000000	0.000000	0.000000	0.000000	0.000000	O.K.	
34 Coin Revenue Percent	CR	0.000000	0.000000	0.000000	0.000000	0.000000	0.000000	O.K.	
35 Relative Toll/Local Msgs.	TLM	1.000000	0.000000	0.683639	0.000000	0.000000	0.683639	O.K.	
36 Relative Users Percent	RUP	1.000000	0.000000	0.227880	0.000000	0.000000	0.227880	O.K.	
37 CABS Percent	CAB	1.000000	0.000000	0.500000	0.000000	0.000000	0.500000	O.K.	
38 Foreign Directories Percent	FD	0.000000	0.000000	0.000000	0.000000	0.000000	0.000000	O.K.	

Roberts County Telephone & RC Communications

Intrastate

***** FCC PART 36 ***** Internal Allocation Factors	TOTAL COMPANY	Source/ Allocator	Interstate and Other	Message Telephone Service				Private Line		TOTAL INTRASTATE	
				InterLATA	IntraLATA	InterLATA	IntraLATA	InterLATA	IntraLATA		
(A)	(B)	(C)	(D)	(E)	(F)	(G)	(H)	(I)			
13 Support Assets	1.000000	D31	0.748462	0.000000	0.251538	0.000000	0.000000	0.251538	O.K.		
14 Land and Support Assets	1.000000	D33	0.748462	0.000000	0.251538	0.000000	0.000000	0.251538	O.K.		
15											
16 COE Operator	0.000000	D43	0.000000	0.000000	0.000000	0.000000	0.000000	0.000000	O.K.		
17 COE Tandem Switching	1.000000	D49	0.578891	0.000000	0.421109	0.000000	0.000000	0.421109	O.K.		
18 COE Local Switching	1.000000	D66	0.801844	0.000000	0.198156	0.000000	0.000000	0.198156	O.K.		
19 COE Total Switching	1.000000	D68	0.771354	0.000000	0.228646	0.000000	0.000000	0.228646	O.K.		
20 COE Transmission	1.000000	D85	0.720439	0.000000	0.279561	0.000000	0.000000	0.279561	O.K.		
21 Total COE	1.000000	C19	0.742887	0.000000	0.257113	0.000000	0.000000	0.257113	O.K.		
22											
23 Info. Orig./Term. CAT 1	0.000000	D90	0.000000	0.000000	0.000000	0.000000	0.000000	0.000000	O.K.		
24 Info. Orig./Term. CAT 2	0.000000	D92	0.000000	0.000000	0.000000	0.000000	0.000000	0.000000	O.K.		
25 Total IOT	0.000000	D94	0.000000	0.000000	0.000000	0.000000	0.000000	0.000000	O.K.		
26											
27 C&WF CAT 1	1.000000	D118	0.754840	0.000000	0.245160	0.000000	0.000000	0.245160	O.K.		
28 C&WF CAT 2	1.000000	D120	1.000000	0.000000	0.000000	0.000000	0.000000	0.000000	O.K.		
29 C&WF CAT 3	1.000000	D129	0.628760	0.000000	0.371240	0.000000	0.000000	0.371240	O.K.		
30 C&WF CAT 4	1.000000	D135	0.871843	0.000000	0.128157	0.000000	0.000000	0.128157	O.K.		
31 Total C&WF	1.000000	D137	0.751660	0.000000	0.248340	0.000000	0.000000	0.248340	O.K.		
32											
33 Total Equipment	1.000000	C23	0.748462	0.000000	0.251538	0.000000	0.000000	0.251538	O.K.		
34											
35 TPIS	1.000000	C32	0.748462	0.000000	0.251538	0.000000	0.000000	0.251538	O.K.		
36 TPIS, excl. Acct. No. 2690	1.000000	D189	0.748462	0.000000	0.251538	0.000000	0.000000	0.251538	O.K.		
37											
38 Plt. Held, Fut. Use	0.000000	D215	0.000000	0.000000	0.000000	0.000000	0.000000	0.000000	O.K.		
39											
40 Total Tangible Assets	0.000000	C25	0.000000	0.000000	0.000000	0.000000	0.000000	0.000000	O.K.		
41 Total Intangible Assets	1.000000	C29	0.748462	0.000000	0.251538	0.000000	0.000000	0.251538	O.K.		
42											
43 Long-term PUC	0.000000	C36	0.000000	0.000000	0.000000	0.000000	0.000000	0.000000	O.K.		
44 Net Telephone Plant	1.000000	C61	0.746575	0.000000	0.253425	0.000000	0.000000	0.253425	O.K.		
45 Total Net Investment	1.000000	C68	0.746571	0.000000	0.253429	0.000000	0.000000	0.253429	O.K.		
46 Capital Leases	0.000000	D173	0.000000	0.000000	0.000000	0.000000	0.000000	0.000000	O.K.		
47											
48 Tot. Bus. Ofc., Cust. Serv.	1.000000	I141	0.780979	0.000000	0.219021	0.000000	0.000000	0.219021	O.K.		
49											
50 Total "BIG THREE" Expenses	1.000000	I170	0.753384	0.000000	0.246616	0.000000	0.000000	0.246616	O.K.		
51											
52 Corporate Operations Expense	1.000000	I185	0.712986	0.000000	0.287014	0.000000	0.000000	0.287014	O.K.		

Roberts County Telephone & RC Communications

Intrastate

***** FCC PART 36 ***** Operating Expenses and Taxes	TOTAL COMPANY	Source/ Allocator	Interstate and Other	Message Telephone Service		Private Line		TOTAL INTRASTATE	
				InterLATA	IntraLATA	InterLATA	IntraLATA		
(A)	(B)	(C)	(D)	(E)	(F)	(G)	(H)	(I)	
13 PLANT SPEC. OPER. EXPENSE:									
14									
15 Network Support, Alloc.	\$655	H14	\$490	\$0	\$165	\$0	\$0	\$165	O.K.
16 Network Support, Direct	0	V149	0	0	0	0	0	0	O.K.
17									
18 Total Network Support Exp.	\$655		\$490	\$0	\$165	\$0	\$0	\$165	O.K.
19									
20 General Support, Alloc.	\$37,183	H14	\$27,830	\$0	\$9,353	\$0	\$0	\$9,353	O.K.
21 General Support, Direct	0	V151	0	0	0	0	0	0	O.K.
22									
23 Total General Support Exp.	\$37,183		\$27,830	\$0	\$9,353	\$0	\$0	\$9,353	O.K.
24									
25 Central Office Eq., Alloc.	\$208,594	H21	\$154,962	\$0	\$53,632	\$0	\$0	\$53,632	O.K.
26 Central Office Eq., Direct	0	V153	0	0	0	0	0	0	O.K.
27									
28 Total COE Exp.	\$208,594		\$154,962	\$0	\$53,632	\$0	\$0	\$53,632	O.K.
29									
30 Cust. Premises Equip.	\$0	H24	\$0	\$0	\$0	\$0	\$0	\$0	O.K.
31 Coinless Pay Phone	0	G18	0	0	0	0	0	0	O.K.
32 Other IOT	0	H23	0	0	0	0	0	0	O.K.
33 IOT Direct	0	V157	0	0	0	0	0	0	O.K.
34									
35 Total IOT Exp.	\$0		\$0	\$0	\$0	\$0	\$0	\$0	O.K.
36									
37 Cable & Wire, Alloc.	\$210,159	H31	\$157,968	\$0	\$52,191	\$0	\$0	\$52,191	O.K.
38 Cable & Wire, Direct	34,392	V159	21,624	0	12,768	0	0	12,768	O.K.
39									
40 Total C&WF Exp.	\$244,551		\$179,592	\$0	\$64,959	\$0	\$0	\$64,959	O.K.
41									
42 TOTAL PLT. SPEC. OPER. EXP.	\$490,983		\$362,874	\$0	\$128,109	\$0	\$0	\$128,109	O.K.
43									
44 TOTAL PLT. SPEC., ex SUPPORT	\$453,145		\$334,554	\$0	\$118,591	\$0	\$0	\$118,591	O.K.

Roberts County Telephone & RC Communications

Intrastate

***** FCC PART 36 ***** Operating Expenses and Taxes	TOTAL COMPANY	Source/ Allocator	Interstate and Other	Intrastate				TOTAL INTRASTATE		
				Message Telephone Service		Private Line				
				InterLATA	IntraLATA	InterLATA	IntraLATA			
(A)	(B)	(C)	(D)	(E)	(F)	(G)	(H)	(I)		
58 NON-SPECIFIC OPER. EXP.:										
59										
60 Oth. Plt. and Equip., Alloc.	\$116	H36	\$87	\$0	\$29	\$0	\$0	\$29	O.K.	
61 Oth. Plt. and Equip., Direct	0	V177	0	0	0	0	0	0	O.K.	
62										
63 Total Oth. Plt. & Equip.	\$116		\$87	\$0	\$29	\$0	\$0	\$29	O.K.	
64										
65 Network Operations, Alloc.	\$78,390	H33	\$58,672	\$0	\$19,718	\$0	\$0	\$19,718	O.K.	
66 Network Operations, Direct	0	V179	0	0	0	0	0	0	O.K.	
67										
68 Total Network Oper. Exp.	\$78,390		\$58,672	\$0	\$19,718	\$0	\$0	\$19,718	O.K.	
69										
70 Total Access Expenses	\$0	V180	\$0	\$0	\$0	\$0	\$0	\$0	O.K.	
71										
72 Depr., Support Assets	\$85,864	H13	\$64,266	\$0	\$21,598	\$0	\$0	\$21,598	O.K.	
73 Depr., COE Switching	303,251	H19	233,914	0	69,337	0	0	69,337	O.K.	
74 Depr., COE Operator	0	H16	0	0	0	0	0	0	O.K.	
75 Depr., COE Transmission	215,223	H20	155,055	0	60,168	0	0	60,168	O.K.	
76 Depr., IOT Equipment	0	H25	0	0	0	0	0	0	O.K.	
77 Depr., C&W Facilities	361,990	H31	272,093	0	89,897	0	0	89,897	O.K.	
78 Depr., PHFU	0	H38	0	0	0	0	0	0	O.K.	
79										
80 Total Depreciation Expense	\$966,328		\$725,328	\$0	\$241,000	\$0	\$0	\$241,000	O.K.	
81										
82 Amort., Tangible Assets	\$0	H40	\$0	\$0	\$0	\$0	\$0	\$0	O.K.	
83 Amort., Intangible Assets	141	H41	106	0	35	0	0	35	O.K.	
84 Other Amortization	0	V189	0	0	0	0	0	0	O.K.	
85 Direct Assigned Amort.	0	V190	0	0	0	0	0	0	O.K.	
86										
87 Total Amortization Exp.	\$141		\$106	\$0	\$35	\$0	\$0	\$35	O.K.	
88										
89 Total Depr. and Amort.	\$966,469		\$725,434	\$0	\$241,035	\$0	\$0	\$241,035	O.K.	
90										
91 TOTAL NON-SPEC. OPER. EXP.	\$1,044,975		\$784,193	\$0	\$260,782	\$0	\$0	\$260,782	O.K.	

Roberts County Telephone & RC Communications

Intrastate									
***** FCC PART 36 ***** Operating Expenses and Taxes	TOTAL COMPANY	Source/ Allocator	Interstate and Other	Message Telephone Service		Private Line		TOTAL INTRASTATE	
				InterLATA	IntraLATA	InterLATA	IntraLATA		
(A)	(B)	(C)	(D)	(E)	(F)	(G)	(H)	(I)	
105 CUSTOMER OPERATIONS EXPENSE:									
106									
107 Marketing, Allocable	\$25,404	G35	\$20,209	\$0	\$5,195	\$0	\$0	\$5,195	O.K.
108 Marketing, Direct	0	V192	0	0	0	0	0	0	O.K.
109									
110 Total Marketing Expense	\$25,404		\$20,209	\$0	\$5,195	\$0	\$0	\$5,195	O.K.
111									
112 Operator Service, Alloc.	\$0	G24	\$0	\$0	\$0	\$0	\$0	\$0	O.K.
113 Operator Service, Direct	0	V194	0	0	0	0	0	0	O.K.
114									
115 Total Operator Service	\$0		\$0	\$0	\$0	\$0	\$0	\$0	O.K.
116									
117 Classified Directory	\$0	V195	\$0	\$0	\$0	\$0	\$0	\$0	O.K.
118 Alphabetical Directory	19,833	G19	17,868	0	1,965	0	0	1,965	O.K.
119 Foreign Directory	0	G46	0	0	0	0	0	0	O.K.
120									
121 Total Directory	\$19,833		\$17,868	\$0	\$1,965	\$0	\$0	\$1,965	O.K.
122									
123 Bus. Ofc., EU Presubscription	\$10,984	G36	\$10,984	\$0	\$0	\$0	\$0	\$0	O.K.
124 Bus. Ofc., EU MTS & WATS	22,071	G37	19,935	0	2,136	0	0	2,136	O.K.
125 Bus. Ofc., EU Access, P/L & all Other	0	G38	0	0	0	0	0	0	O.K.
126 Bus. Ofc., IXC Special Access	0	G39	0	0	0	0	0	0	O.K.
127 Bus. Ofc., IXC Switched Access	1,076	G40	687	0	389	0	0	389	O.K.
128 Bus. Ofc., IXC B & C Services	0	G41	0	0	0	0	0	0	O.K.
129 Coin Collect & Admin.	0	G42	0	0	0	0	0	0	O.K.
130									
131 Total Business Office	\$34,131		\$31,605	\$0	\$2,526	\$0	\$0	\$2,526	O.K.
132									
133 Cust. Svc., Direct	\$0	V205	\$0	\$0	\$0	\$0	\$0	\$0	O.K.
134 Cust. Serv., Msg. Process	0	G43	0	0	0	0	0	0	O.K.
135 Cust. Serv., Other B&C	53,402	G44	41,233	0	12,169	0	0	12,169	O.K.
136 Cust. Serv., CABS	18,124	G45	9,062	0	9,062	0	0	9,062	O.K.
137 Cust. Serv., EU Common Line	2,811	V209	2,811	0	0	0	0	0	O.K.
138									
139 Total Customer Service	\$74,337		\$53,106	\$0	\$21,231	\$0	\$0	\$21,231	O.K.
140									
141 Total Bus. Ofc., Cust. Serv.	\$108,468		\$84,711	\$0	\$23,757	\$0	\$0	\$23,757	O.K.
142									

Roberts County Telephone & RC Communications

		Intrastate								
***** FCC PART 36 ***** Operating Expenses and Taxes		TOTAL COMPANY	Source/ Allocator	Interstate and Other	Message Telephone Service		Private Line		TOTAL INTRASTATE	
(A)	(B)	(C)	(D)	InterLATA	IntraLATA	InterLATA	IntraLATA	(I)		
156	Other Cust. Serv., Alloc.	\$7,706	H48	\$6,018	\$0	\$1,688	\$0	\$0	\$1,688	O.K.
157	Other Cust. Serv., Direct	91	V211	91	0	0	0	0	0	O.K.
158										
159	Total Other Cust. Serv.	\$7,797		\$6,109	\$0	\$1,688	\$0	\$0	\$1,688	O.K.
160										
161	TOTAL CUSTOMER OPER. EXP.	\$161,502		\$128,897	\$0	\$32,605	\$0	\$0	\$32,605	O.K.
162										
163										
164	"BIG-THREE" EXPENSES:									
165										
166	Total Plt. Spec., ex Support	\$453,145	44	\$334,554	\$0	\$118,591	\$0	\$0	\$118,591	O.K.
167	Total Network Oper. Exp.	78,390	68	58,672	0	19,718	0	0	19,718	O.K.
168	Total Customer Operations	161,502	161	128,897	0	32,605	0	0	32,605	O.K.
169										
170	TOTAL "BIG THREE" EXPENSES	\$693,037		\$522,123	\$0	\$170,914	\$0	\$0	\$170,914	O.K.
171										
172										
173	CORPORATE OPERATIONS EXPENSE:									
174										
175	Exec. and Planning, Alloc.	\$127,203	H50	\$95,833	\$0	\$31,370	\$0	\$0	\$31,370	O.K.
176	Exec. and Planning, Direct	0	V213	0	0	0	0	0	0	O.K.
177										
178	Total Exec. and Planning	\$127,203		\$95,833	\$0	\$31,370	\$0	\$0	\$31,370	O.K.
179										
180	Admin. & General, Allocable	\$402,278	H50	\$303,070	\$0	\$99,208	\$0	\$0	\$99,208	O.K.
181	Admin. & General, Direct	30,000	V231	0	0	30,000	0	0	30,000	O.K.
182										
183	Total Admin. and Gen.	\$432,278		\$303,070	\$0	\$129,208	\$0	\$0	\$129,208	O.K.
184										
185	TOTAL CORPORATE OPERATIONS	\$559,481		\$398,902	\$0	\$160,579	\$0	\$0	\$160,579	O.K.
186										
187										
188	NON-INCOME TAXES:									
189										
190	Non-income Taxes, Allocable	\$704	H36	\$527	\$0	\$177	\$0	\$0	\$177	O.K.
191	Non-income Taxes, Direct	0	V233	0	0	0	0	0	0	O.K.
192										
193	Total Non-income Taxes	\$704		\$527	\$0	\$177	\$0	\$0	\$177	O.K.
194										
195										
196	TOTAL OPER. EXP. AND TAXES	\$2,257,645		\$1,675,393	\$0	\$582,252	\$0	\$0	\$582,252	O.K.

Roberts County Telephone & RC Communications

***** FCC PART 69 ***** IntraLATA Revenue Requirement Summary		Part 36 IntraLATA Total	Source	Common Line	Local Switching	Information	Common Transport	Billing and Collection	Other	
(A)	(B)	(C)	(D)	(E)	(F)	(G)	(H)	(I)		
13	Net Investment	\$2,522,511	K52	\$1,647,707	\$214,912	\$0	\$659,892	\$0	\$0	O.K.
14	Rate of Return	10.00%	B19	10.00%	10.00%	10.00%	10.00%	10.00%	10.00%	O.K.
15										
16	Return on Rate Base	\$252,251		\$164,771	\$21,491	\$0	\$65,989	\$0	\$0	O.K.
17										
18	AFUDC	0	N37	0	0	0	0	0	0	O.K.
19	ITC Amortization	0	N37	0	0	0	0	0	0	O.K.
20	Other Return Adjustments	0	Direct	0	0	0	0	0	0	O.K.
21										
22	Net Return	\$252,251		\$164,771	\$21,491	\$0	\$65,989	\$0	\$0	O.K.
23										
24	Interest Expense	127,008	N67	82,962	10,821	0	33,225	0	0	O.K.
25	Capitalized Payroll Taxes	0	N37	0	0	0	0	0	0	O.K.
26	Depreciation Adjustment	0	N37	0	0	0	0	0	0	O.K.
27	Other Income Adjustments	0	Direct	0	0	0	0	0	0	O.K.
28										
29	After Tax Income	\$125,243		\$81,809	\$10,670	\$0	\$32,764	\$0	\$0	O.K.
30										
31	State Income Taxes	\$0	29	0	0	0	0	0	0	O.K.
32	Federal Income Taxes	64,519	29	42,144	5,497	0	16,878	0	0	O.K.
33	Operating Expenses and Taxes	582,252	O195	262,788	102,575	3,989	186,624	26,275	0	O.K.
34	Uncollectibles	0	Direct	0	0	0	0	0	0	O.K.
35	Other Revenue Adjustments	(29,819)	Direct	(9,210)	(14,223)	0	(6,386)	0	0	O.K.
36										
37	Basis for Gross Receipts Tax	899,022	16+31+32+33	469,703	129,563	3,989	269,492	26,275	0	O.K.
38										
39										
40	Gross Receipts Tax	27,805	37	14,527	4,007	123	8,335	813	0	O.K.
41										
42										
43	TOTAL REVENUE REQUIREMENT	\$897,008		\$475,020	\$119,347	\$4,112	\$271,441	\$27,088	\$0	O.K.
44										

Roberts County Telephone & RC Communications

***** FCC PART 69 ***** IntraLATA Investment Summary		Part 36 IntraLATA Total	Source	Common Line	Local Switching	Information	Common Transport	Billing and Collection	Other	
(A)	(B)	(C)	(D)	(E)	(F)	(G)	(H)	(I)		
13	Land and Support Assets	\$347,863	L25	\$81,341	\$83,760	\$0	\$182,762	\$0	\$0	O.K.
14										
15	Central Office Equipment	\$1,441,977	L70	\$410,748	\$422,965	\$0	\$608,263	\$0	\$0	O.K.
16	Info. Term./Orig. Equipment	0	L78	0	0	0	0	0	0	O.K.
17	Cable and Wire Facilities	2,428,813	L117	2,114,179	0	0	314,635	0	0	O.K.
18										
19	Total COE, IOT, C&WF	\$3,870,790		\$2,524,927	\$422,965	\$0	\$922,898	\$0	\$0	O.K.
20										
21	Total Tangible Assets	\$0	L141	\$0	\$0	\$0	\$0	\$0	\$0	O.K.
22										
23	Total Tele. Plt. ex Intang.	\$4,218,653		\$2,606,267	\$506,726	\$0	\$1,105,660	\$0	\$0	O.K.
24	Total Intangible Assets	937	L144	579	113	0	246	0	0	O.K.
25										
26	Total Plant In Service	\$4,219,590		\$2,606,846	\$506,838	\$0	\$1,105,906	\$0	\$0	O.K.
27	Total Plt. Held Future Use	0	L147	0	0	0	0	0	0	O.K.
28	Total ST PUC	15,569	L163	9,619	1,870	0	4,081	0	0	O.K.
29	Total LT PUC	0	L164	0	0	0	0	0	0	O.K.
30	Total Tel. Plt. Adjust.	0	L169	0	0	0	0	0	0	O.K.
31										
32	TOTAL TELEPHONE PLANT	\$4,235,160		\$2,616,465	\$508,708	\$0	\$1,109,986	\$0	\$0	O.K.
33										
34	less:									
35	Accum. Depr., Plt. in Serv.	1,716,953	M23	973,797	290,492	0	452,664	0	0	O.K.
36	Accum. Depr. PHFU	0	M27	0	0	0	0	0	0	O.K.
37	Accum. Amort. Tangible Plt.	0	M28	0	0	0	0	0	0	O.K.
38	Accum. Amort. Intangibles	388	M29	240	47	0	102	0	0	O.K.
39	Accum. Amort. Other	0	M30	0	0	0	0	0	0	O.K.
40	Accum. Def. Inc. Taxes, Net	40,555	M47	22,675	8,692	0	9,188	0	0	O.K.
41										
42	plus:									
43	Other Assets	0	Direct	0	0	0	0	0	0	O.K.
44										
45	NET TELEPHONE PLANT	\$2,477,263		\$1,619,753	\$209,478	\$0	\$648,033	\$0	\$0	O.K.
46	plus:									
47	Class B RTB Stock	0	L171	0	0	0	0	0	0	O.K.
48	Materials and Supplies	26,013	L173	16,071	3,125	0	6,818	0	0	O.K.
49	Cash Working Capital	19,235	L175	11,883	2,310	0	5,041	0	0	O.K.
50	Equal Access Investment	0	L177	0	0	0	0	0	0	O.K.
51										
52	NET INVESTMENT	\$2,522,511		\$1,647,707	\$214,912	\$0	\$659,892	\$0	\$0	O.K.
53										

Roberts County Telephone & RC Communications

***** FCC PART 69 ***** IntraLATA Investment Detail		Part 36 IntraLATA Total	Source or Apportion	Common Line	Local Switching	Information	Common Transport	Billing and Collection	Other	
(A)	(B)	(C)	(D)	(E)	(F)	(G)	(H)	(I)		
13	LAND AND SUPPORT ASSETS:									
14										
15	Land Assets, Message	\$0	N28	0	0	0	0	0	0	O.K.
16	Land Assets, Private Line	0	N28	0	0	0	0	0	0	O.K.
17										
18	Total Land Assets	\$0		\$0	\$0	\$0	\$0	\$0	\$0	O.K.
19										
20	Support Assets, Message	\$347,863	N28	\$81,341	\$83,760	\$0	\$182,762	\$0	\$0	O.K.
21	Support Assets, Private Line	0	N28	0	0	0	0	0	0	O.K.
22										
23	Total Support Assets	\$347,863		\$81,341	\$83,760	\$0	\$182,762	\$0	\$0	O.K.
24										
25	Total Land and Supp. Assets	\$347,863		\$81,341	\$83,760	\$0	\$182,762	\$0	\$0	O.K.
26										
27	CENTRAL OFFICE EQUIPMENT:									
28										
29	Operator Sys., DA	\$0	(F)	0	0	0	0	0	0	O.K.
30	Operator Sys., Other	0	(I)	0	0	0	0	0	0	O.K.
31										
32	Total Operator Systems	\$0		\$0	\$0	\$0	\$0	\$0	\$0	O.K.
33										
34	Tandem Switching	\$142,396	(G)	\$0	\$0	\$0	\$142,396	\$0	\$0	O.K.
35	Tandem Assigned	0	Direct	0	0	0	0	0	0	O.K.
36										
37	Total Tandem Switching	\$142,396		\$0	\$0	\$0	\$142,396	\$0	\$0	O.K.
38										
39	Local Switching	\$422,965	(E)	\$0	\$422,965	\$0	\$0	\$0	\$0	O.K.
40	Local Assigned	0	Direct	0	0	0	0	0	0	O.K.
41										
42	Total Local Switching	\$422,965		\$0	\$422,965	\$0	\$0	\$0	\$0	O.K.
43										
44	Total Switching	\$565,361		\$0	\$422,965	\$0	\$142,396	\$0	\$0	O.K.

Roberts County Telephone & RC Communications

***** FCC PART 69 ***** IntraLATA Investment Detail		Part 36 IntraLATA Total	Source or Apportion	Common Line	Local Switching	Information	Common Transport	Billing and Collection	Other	
(A)	(B)	(C)	(D)	(E)	(F)	(G)	(H)	(I)		
58	COE Exch. Trunk	\$0	Direct	\$0	\$0	\$0	\$0	\$0	\$0	O.K.
59	COE Exch. Line - Message	410,748	(D)	410,748	0	0	0	0	0	O.K.
60	COE Exch. Line - PL etc.	0	(I)	0	0	0	0	0	0	O.K.
61	COE Exch. Line - Assigned	0	Direct	0	0	0	0	0	0	O.K.
62	COE Interexchange, Message	446,181	(G)	0	0	0	446,181	0	0	O.K.
63	COE Interexchange, PL	0	(I)	0	0	0	0	0	0	O.K.
64	COE Interexchange, Assigned	0	(G)	0	0	0	0	0	0	O.K.
65	COE H/R Message	19,687	(G)	0	0	0	19,687	0	0	O.K.
66	COE H/R Assigned	0	Direct	0	0	0	0	0	0	O.K.
67										
68	Total COE Transmission	\$876,615		\$410,748	\$0	\$0	\$465,867	\$0	\$0	O.K.
69										
70	Total Central Office Equip.	\$1,441,977		\$410,748	\$422,965	\$0	\$608,263	\$0	\$0	O.K.
71										
72	IOT EQUIPMENT:									
73										
74	Public Telephone	\$0	N43	\$0	\$0	\$0	\$0	\$0	\$0	O.K.
75	Coinless Pay Phone	0	(D)	0	0	0	0	0	0	O.K.
76	Customer Premises Equipment	0	N60	0	0	0	0	0	0	O.K.
77										
78	Total IOT Equipment	\$0		\$0	\$0	\$0	\$0	\$0	\$0	O.K.
79										
80	CABLE AND WIRE FACILITIES:									
81										
82	Exchange PL and WATS	\$0	(I)	\$0	\$0	\$0	\$0	\$0	\$0	O.K.
83	Exchange Message	2,114,179	(D)	2,114,179	0	0	0	0	0	O.K.
84	Exchange Assigned	0	Direct	0	0	0	0	0	0	O.K.
85										
86	Total Exchange Line C&WF	\$2,114,179		\$2,114,179	\$0	\$0	\$0	\$0	\$0	O.K.
87										
88	Exchange Trunk, Message	\$0	Direct	\$0	\$0	\$0	\$0	\$0	\$0	O.K.
89	Exchange Trunk, PL	0	Direct	0	0	0	0	0	0	O.K.
90										
91	Total Exchange Trunk C&WF	\$0		\$0	\$0	\$0	\$0	\$0	\$0	O.K.
92										
93	Interexchange Message	\$288,982	(G)	\$0	\$0	\$0	\$288,982	\$0	\$0	O.K.
94	Interexchange PL, WATS	0	(I)	0	0	0	0	0	0	O.K.
95	Interexchange Assigned	0	(G)	0	0	0	0	0	0	O.K.
96										
97	Total Interexchange C&WF	\$288,982		\$0	\$0	\$0	\$288,982	\$0	\$0	O.K.

Roberts County Telephone & RC Communications

***** FCC PART 69 ***** IntraLATA Investment Detail		Part 36 IntraLATA Total	Source or Apportion	Common Line	Local Switching	Information	Common Transport	Billing and Collection	Other	
(A)	(B)	(C)	(D)	(E)	(F)	(G)	(H)	(I)		
111	H/R C&WF, Message	\$25,652	(G)	\$0	\$0	\$0	\$25,652	\$0	\$0	O.K.
112	H/R C&WF, WATS	0	(I)	0	0	0	0	0	0	O.K.
113	H/R C&WF, Assigned	0	Direct	0	0	0	0	0	0	O.K.
114										
115	Total Host/Remote C&WF	\$25,652		\$0	\$0	\$0	\$25,652	\$0	\$0	O.K.
116										
117	Total Cable and Wire Facil.	\$2,428,813		\$2,114,179	\$0	\$0	\$314,635	\$0	\$0	O.K.
118										
119	TANGIBLE ASSETS:									
120										
121	Land and Support Leases	\$0	N28	0	0	0	0	0	0	O.K.
122										
123	COE Operator Leases	\$0	32	\$0	\$0	\$0	\$0	\$0	\$0	O.K.
124	COE Tandem Switching Leases	0	34	0	0	0	0	0	0	O.K.
125	COE Local Switching Leases	0	39	0	0	0	0	0	0	O.K.
126	COE Transmission Leases	0	68	0	0	0	0	0	0	O.K.
127										
128	Total COE Leases	\$0		\$0	\$0	\$0	\$0	\$0	\$0	O.K.
129										
130	IOT Equipment Leases	\$0	78	0	0	0	0	0	0	O.K.
131										
132	C&WF Leases	\$0	117	0	0	0	0	0	0	O.K.
133										
134	Total Capital Leases	\$0		\$0	\$0	\$0	\$0	\$0	\$0	O.K.
135										
136	Leasehold Impr., Alloc.	\$0	N37	0	0	0	0	0	0	O.K.
137	Leasehold Impr., Direct	0	Direct	0	0	0	0	0	0	O.K.
138										
139	Total Leasehold Improvementsa	\$0		\$0	\$0	\$0	\$0	\$0	\$0	O.K.
140										
141	Total Tangible Assets	\$0		\$0	\$0	\$0	\$0	\$0	\$0	O.K.
142										
143										
144	TOTAL INTANGIBLE ASSETS	\$937	N37	\$579	\$113	\$0	\$246	\$0	\$0	O.K.
145										
146										
147	PROPERTY HELD FOR FUTURE US	\$0	N46	0	0	0	0	0	0	O.K.

Roberts County Telephone & RC Communications

***** FCC PART 69 ***** IntraLATA Investment Detail		Part 36 IntraLATA Total	Source or Apportion	Common Line	Local Switching	Information	Common Transport	Billing and Collection	Other	
(A)	(B)	(C)	(D)	(E)	(F)	(G)	(H)	(I)		
161	PLANT UNDER CONSTRUCTION:									
162										
163	Short-term	\$15,569	N46	\$9,619	\$1,870	\$0	\$4,081	\$0	\$0	O.K.
164	Long-term	0	N46	0	0	0	0	0	0	O.K.
165										
166	Total Plt. Under Const.	\$15,569		\$9,619	\$1,870	\$0	\$4,081	\$0	\$0	O.K.
167										
168										
169	TELEPHONE PLANT ADJUSTMENT	\$0	N46	\$0	\$0	\$0	\$0	\$0	\$0	O.K.
170										
171	CLASS B RTB STOCK	\$0	N37	\$0	\$0	\$0	\$0	\$0	\$0	O.K.
172										
173	MATERIALS AND SUPPLIES	\$26,013	N37	\$16,071	\$3,125	\$0	\$6,818	\$0	\$0	O.K.
174										
175	CASH WORKING CAPITAL	\$19,235	N37	\$11,883	\$2,310	\$0	\$5,041	\$0	\$0	O.K.
176										
177	EQUAL ACCESS INVESTMENT	\$0	Direct	\$0	\$0	\$0	\$0	\$0	\$0	O.K.

Roberts County Telephone & RC Communications

***** FCC PART 69 ***** IntraLATA Reserves and Deferrals	Part 36 IntraLATA Total	Source or Apportion	Common Line	Local Switching	Information	Common Transport	Billing and Collection	Other	
(A)	(B)	(C)	(D)	(E)	(F)	(G)	(H)	(I)	
13 ACCUM. DEPRECIATION, TPIS:									
14									
15 Support Assets	\$139,174	N28	\$32,543	\$33,511	\$0	\$73,120	\$0	\$0	O.K.
16 COE Switching	343,496	L44	0	256,981	0	86,515	0	0	O.K.
17 COE Operator	0	L32	0	0	0	0	0	0	O.K.
18 COE Transmission	331,271	L68	155,221	0	0	176,050	0	0	O.K.
19 IOT Equipment	0	L78	0	0	0	0	0	0	O.K.
20 Cable and Wire Facilities	903,012	L117	786,033	0	0	116,978	0	0	O.K.
21 Other Plant	0	N37	0	0	0	0	0	0	O.K.
22									
23 Total Accum. Depr., TPIS	\$1,716,953		\$973,797	\$290,492	\$0	\$452,664	\$0	\$0	O.K.
24									
25 ACCUM. AMORTIZATION:									
26									
27 Accum. Depreciation, PHFU	\$0	N37	\$0	\$0	\$0	\$0	\$0	\$0	O.K.
28 Accum. Amort., Tangible Inv.	0	N37	\$0	\$0	\$0	\$0	\$0	\$0	O.K.
29 Accum. Amort., Intang. Inv.	388	N37	\$240	\$47	\$0	\$102	\$0	\$0	O.K.
30 Accum. Amort., Other	0	N37	\$0	\$0	\$0	\$0	\$0	\$0	O.K.
31									
32 Tot. Accum. Amortization	\$388		\$240	\$47	\$0	\$102	\$0	\$0	O.K.
33									
34 Total Accum. Depr./Amort.	\$1,717,342		\$974,037	\$290,539	\$0	\$452,766	\$0	\$0	O.K.
35									
36									
37 ACCUM. DEF. INC. TAXES, NET:									
38									
39 Support Assets	\$2,298	N28	\$537	\$553	\$0	\$1,207	\$0	\$0	O.K.
40 COE Switching	10,879	L44	0	8,139	0	2,740	0	0	O.K.
41 COE Operator	0	L32	0	0	0	0	0	0	O.K.
42 COE Transmission	4,214	L68	1,975	0	0	2,240	0	0	O.K.
43 IOT Equipment	0	L78	0	0	0	0	0	0	O.K.
44 Cable and Wire Fac.	23,164	L117	20,163	0	0	3,001	0	0	O.K.
45 Unclassified	0	N37	0	0	0	0	0	0	O.K.
46									
47 Total Accum. Def. Inc. Taxes	\$20,555		\$22,675	\$8,692	\$0	\$9,188	\$0	\$0	O.K.

Roberts County Telephone & RC Communications

***** FCC PART 69 ***** Apportionment Factors		Part 36 IntraLATA Total	Source	Common Line	Local Switching	Information	Common Transport	Billing and Collection	Other	
(A)	(B)	(C)	(D)	(E)	(F)	(G)	(H)	(I)		
13	Central Office Equipment	\$1,441,977	L70	\$410,748	\$422,965	\$0	\$608,263	\$0	\$0	O.K.
14	Info. Orig./Term. Eqpt.	0	L78	0	0	0	0	0	0	O.K.
15	C&W Facilities	2,428,813	L117	2,114,179	0	0	314,635	0	0	O.K.
16										
17	Total	\$3,870,790		\$2,524,927	\$422,965	\$0	\$922,898	\$0	\$0	O.K.
18	Factor	1.000000		0.652303	0.109271	0.000000	0.238426	0.000000	0.000000	O.K.
19										
20	Sum: Sw., Trans., Other	\$1,345,863	17	\$0	\$422,965	\$0	\$922,898	\$0	\$0	O.K.
21	Factor	1.000000		0.000000	0.314271	0.000000	0.685729	0.000000	0.000000	O.K.
22										
23	Central Office Equipment	\$1,441,977	L70	\$410,748	\$422,965	\$0	\$608,263	\$0	\$0	O.K.
24	Info. Orig./Term. Eqpt.	0	L78	0	0	0	0	0	0	O.K.
25	C&WF, Excl. Exch. Message	314,635	L117-83	0	0	0	314,635	0	0	O.K.
26										
27	Total	\$1,756,611		\$410,748	\$422,965	\$0	\$922,898	\$0	\$0	O.K.
28	Factor	1.000000		0.233830	0.240785	0.000000	0.525385	0.000000	0.000000	O.K.
29										
30	General Support Facilities	\$347,863	L25	\$81,341	\$83,760	\$0	\$182,762	\$0	\$0	O.K.
31	Central Office Equipment	1,441,977	13	410,748	422,965	0	608,263	0	0	O.K.
32	Info. Orig./Term. Eqpt.	0	14	0	0	0	0	0	0	O.K.
33	C&W Facilities	2,428,813	15	2,114,179	0	0	314,635	0	0	O.K.
34	Equal Access Investment	0	L177	0	0	0	0	0	0	O.K.
35										
36	Total	\$4,218,653		\$2,606,267	\$506,726	\$0	\$1,105,660	\$0	\$0	O.K.
37	Factor	1.000000		0.617796	0.120115	0.000000	0.262088	0.000000	0.000000	O.K.
38										
39	Sum: Com. Ln., Sw., Trans.	\$4,218,653	36	\$2,606,267	\$506,726	\$0	\$1,105,660	\$0	\$0	O.K.
40	Factor	1.000000		0.617796	0.120115	0.000000	0.262088	0.000000	0.000000	O.K.
41										
42	COE Cat. 2 Factor	1.000000	Direct	0.000000	0.000000	0.000000	1.000000	0.000000	0.000000	O.K.
43	IOT Cat. 1 Factor	1.000000	Direct	1.000000	0.000000	0.000000	0.000000	0.000000	0.000000	O.K.
44										
45	Total TPIS	\$4,219,590	K26	\$2,606,846	\$506,838	\$0	\$1,105,906	\$0	\$0	O.K.
46	Factor	1.000000		0.617796	0.120115	0.000000	0.262088	0.000000	0.000000	O.K.

Roberts County Telephone & RC Communications

***** FCC PART 69 ***** Apportionment Factors		Part 36 IntraLATA Total	Source	Common Line	Local Switching	Information	Common Transport	Billing and Collection	Other	
(A)	(B)	(C)	(D)	(E)	(F)	(G)	(H)	(I)		
60 Interstate Equiv. Factor	0.000000	Direct	0.000000	0.000000	0.000000	0.000000	0.000000	0.000000	0.000000	O.K.
61 Wtd. Std. Work Seconds	1.000000	Direct	1.000000	0.000000	0.000000	0.000000	0.000000	0.000000	0.000000	O.K.
62										
63 "BIG THREE" Expenses	\$180,461	O171	\$79,343	\$23,870	\$2,094	\$59,910	\$15,244	\$0	\$0	O.K.
64 Factor	1.000000		0.439667	0.132273	0.011603	0.331981	0.084475	0.000000		0
65										
66 Net Investment	\$2,522,511	J13	\$1,647,707	\$214,912	\$0	\$659,892	\$0	\$0	\$0	O.K.
67 Factor	1.000000		0.653201	0.085198	0.000000	0.261601	0.000000	0.000000	0.000000	O.K.

Roberts County Telephone & RC Communications

***** FCC PART 69 ***** Operating Expenses and Taxes	Part 36 IntraLATA Total	Apportion	Common Line	Local Switching	Information	Common Transport	Billing and Collection	Other	
(A)	(B)	(C)	(D)	(E)	(F)	(G)	(H)	(I)	
13 PLANT SPEC. OPER. EXPENSE:									
14									
15 Network Support, Alloc.	\$165	N37	\$102	\$20	\$0	\$43	\$0	\$0	O.K.
16 Network Support, Direct	0	Direct	0	0	0	0	0	0	O.K.
17									
18 Total Network Support Exp.	\$165		\$102	\$20	\$0	\$43	\$0	\$0	O.K.
19									
20 General Support, Alloc.	\$9,353	N30	\$2,187	\$2,252	\$0	\$4,914	\$0	\$0	O.K.
21 General Support, Direct	0	Direct	0	0	0	0	0	0	O.K.
22									
23 Total General Support Exp.	\$9,353		\$2,187	\$2,252	\$0	\$4,914	\$0	\$0	O.K.
24									
25 Central Office Eq., Alloc.	\$53,632	N31	\$15,277	\$15,732	\$0	\$22,623	\$0	\$0	O.K.
26 Central Office Eq., Direct	0	Direct	0	0	0	0	0	0	O.K.
27									
28 Total COE Exp.	\$53,632		\$15,277	\$15,732	\$0	\$22,623	\$0	\$0	O.K.
29									
30 Cust. Premises Equip.	\$0	L76	\$0	\$0	\$0	\$0	\$0	\$0	O.K.
31 Other IOT	0	N43	0	0	0	0	0	0	O.K.
32 IOT Direct	0	Direct	0	0	0	0	0	0	O.K.
33									
34 Total IOT Exp.	\$0		\$0	\$0	\$0	\$0	\$0	\$0	O.K.
35									
36 Cable & Wire, Alloc.	\$52,191	N33	\$45,430	\$0	\$0	\$6,761	\$0	\$0	O.K.
37 Cable & Wire, Direct	12,768	Direct	0	0	0	12,768	0	0	O.K.
38									
39 Total C&WF Exp.	\$64,959		\$45,430	\$0	\$0	\$19,529	\$0	\$0	O.K.
40									
41 TOTAL PLT. SPEC. OPER. EXP.	\$128,109		\$62,996	\$18,003	\$0	\$47,110	\$0	\$0	O.K.
42									
43 TOTAL PLT. SPEC., ex SUPPORT	\$118,591		\$60,707	\$15,732	\$0	\$42,152	\$0	\$0	O.K.

Roberts County Telephone & RC Communications

***** FCC PART 69 ***** Operating Expenses and Taxes	Part 36 IntraLATA Total	Apportion	Common Line	Local Switching	Information	Common Transport	Billing and Collection	Other	
(A)	(B)	(C)	(D)	(E)	(F)	(G)	(H)	(I)	
57 NON-SPECIFIC OPER. EXP.:									
58									
59 Oth. Plt. and Equip., Alloc.	\$29	N18	\$19	\$3	\$0	\$7	\$0	\$0	O.K.
60 Oth. Plt. and Equip., Direct	0	Direct	0	0	0	0	0	0	O.K.
61									
62 Total Oth. Plt. & Equip.	\$29		\$19	\$3	\$0	\$7	\$0	\$0	O.K.
63									
64 Network Operations, Alloc.	\$19,718	N18	\$12,862	\$2,155	\$0	\$4,701	\$0	\$0	O.K.
65 Network Operations, Direct	0	Direct	0	0	0	0	0	0	O.K.
66									
67 Total Network Oper. Exp.	\$19,718		\$12,862	\$2,155	\$0	\$4,701	\$0	\$0	O.K.
68									
69 Total Access Expenses	\$0	Direct	\$0	\$0	\$0	\$0	\$0	\$0	O.K.
70									
71 Depr., Support Assets	\$21,598	L23	\$5,050	\$5,200	\$0	\$11,347	\$0	\$0	O.K.
72 Depr., COE Switching	69,337	L44	0	51,873	0	17,464	0	0	O.K.
73 Depr., COE Operator	0	L32	0	0	0	0	0	0	O.K.
74 Depr., COE Transmission	60,168	L68	28,192	0	0	31,976	0	0	O.K.
75 Depr., IOT Equipment	0	L78	0	0	0	0	0	0	O.K.
76 Depr., C&W Facilities	89,897	L117	78,251	0	0	11,645	0	0	O.K.
77 Depr., PHFU	0	L147	0	0	0	0	0	0	O.K.
78									
79 Total Depreciation Expense	\$241,000		\$111,494	\$57,074	\$0	\$72,432	\$0	\$0	O.K.
80									
81 Amort., Tangible Assets	\$0	L141	\$0	\$0	\$0	\$0	\$0	\$0	O.K.
82 Amort., Intangible Assets	35	L144	22	4	0	9	0	0	O.K.
83 Other Amortization	0	Direct	0	0	0	0	0	0	O.K.
84 Direct Assigned Amort.	0	Direct	0	0	0	0	0	0	O.K.
85									
86 Total Amortization Exp.	\$35		\$22	\$4	\$0	\$9	\$0	\$0	O.K.
87									
88 Total Depr. and Amort.	\$241,035		\$111,516	\$57,078	\$0	\$72,441	\$0	\$0	O.K.
89									
90 TOTAL NON-SPEC. OPER. EXP.	\$260,782		\$124,397	\$59,236	\$0	\$77,150	\$0	\$0	O.K.

Roberts County Telephone & RC Communications

***** FCC PART 69 ***** Operating Expenses and Taxes	Part 36 IntraLATA Total	Apportion	Common Line	Local Switching	Information	Common Transport	Billing and Collection	Other	
(A)	(B)	(C)	(D)	(E)	(F)	(G)	(H)	(I)	
104 CUSTOMER OPERATIONS EXPENSE:									
105									
106 Marketing, Allocable	\$5,195	N37	\$3,210	\$624	\$0	\$1,362	\$0	\$0	O.K.
107 Marketing, Direct	0	Direct	0	0	0	0	0	0	O.K.
108									
109 Total Marketing Expense	\$5,195		\$3,210	\$624	\$0	\$1,362	\$0	\$0	O.K.
110									
111 Operator Service, Alloc.	\$0	N61	\$0	\$0	\$0	\$0	\$0	\$0	O.K.
112 Operator Service, Direct	0	Direct	0	0	0	0	0	0	O.K.
113									
114 Total Operator Service	\$0		\$0	\$0	\$0	\$0	\$0	\$0	O.K.
115									
116 Classified Directory	\$0	Direct	\$0	\$0	\$0	\$0	\$0	\$0	O.K.
117 Alphabetical Directory	1,965	(F)	0	0	1,965	0	0	0	O.K.
118 Foreign Directory	0	Direct	0	0	0	0	0	0	O.K.
119									
120 Total Directory	\$1,965		\$0	\$0	\$1,965	\$0	\$0	\$0	O.K.
121									
122 Bus. Ofc., EU Presubscription	0	N40	\$0	\$0	\$0	\$0	\$0	\$0	O.K.
123 Bus. Ofc., Reserved	0	(I)	0	0	0	0	0	0	O.K.
124 Bus. Ofc., EU Access PL & All Other	0	(H)	0	0	0	0	0	0	O.K.
125 Bus. Ofc., EU Message	2,136	(H)	0	0	0	0	2,136	0	O.K.
126 Bus. Ofc., EU Reserved	0	(I)	0	0	0	0	0	0	O.K.
127 Bus. Ofc., IX Special Access	0	(I)	0	0	0	0	0	0	O.K.
128 Bus. Ofc., IX Switched Access	389	N40	240	47	0	102	0	0	O.K.
129 Bus. Ofc., IX Billing and Collection	0	(H)	0	0	0	0	0	0	O.K.
130 Bus. Ofc., Coin Collection & Administ	0	(D)	0	0	0	0	0	0	O.K.
131 Bus. Ofc., Reserved	0	(I)	0	0	0	0	0	0	O.K.
132									
133 Total Business Office	\$2,526		\$240	\$47	\$0	\$102	\$2,136	\$0	O.K.
134									
135 Cust. Serv., Msg. Process	\$0	(H)	0	0	0	0	0	0	O.K.
136 Cust. Serv., Other B&C	12,169	(H)	0	0	0	0	12,169	0	O.K.
137 Cust. Serv., CABS	9,062	N21	0	2,848	0	6,214	0	0	O.K.
138 Cust. Serv., EU Common Line	0	(H)	0	0	0	0	0	0	O.K.
139									
140 Total Customer Service	\$21,231		\$0	\$2,848	\$0	\$6,214	\$12,169	\$0	O.K.
141									
142 Total BO, CS, OS, Dir.	\$25,722		\$240	\$2,895	\$1,965	\$6,316	\$14,306	\$0	O.K.

Roberts County Telephone & RC Communications

***** FCC PART 69 ***** Operating Expenses and Taxes		Part 36 IntraLATA Total	Apportion	Common Line	Local Switching	Information	Common Transport	Billing and Collection	Other	
(A)	(B)	(C)	(D)	(E)	(F)	(G)	(H)	(I)		
158 Other Cust. Serv., Alloc.	\$1,688	142	\$16	\$190	\$129	\$414	\$939	\$0	O.K.	
159 Other Cust. Serv., Direct	0	Direct	0	0	0	0	0	0	O.K.	
160										
161 Total Other Cust. Serv.	\$1,688		\$16	\$190	\$129	\$414	\$939	\$0	O.K.	
162										
163 TOTAL CUSTOMER OPER. EXP.	\$32,605		\$3,466	\$3,709	\$2,094	\$8,092	\$15,244	\$0	O.K.	
164										
165 "BIG-THREE" EXPENSES:										
166										
167 Total Plt. Specific Exp.	\$128,109	41	\$62,996	\$18,003	\$0	\$47,110	\$0	\$0	O.K.	
168 Total Plt Non-specific Exp.	19,747	62 + 67 + 69	12,881	2,158	0	4,708	0	0	O.K.	
169 Total Customer Operations	32,605	163	3,466	3,709	2,094	8,092	15,244	0	O.K.	
170										
171 TOTAL "BIG THREE" EXPENSES	\$180,461		\$79,343	\$23,870	\$2,094	\$59,910	\$15,244	\$0	O.K.	
172										
173 CORPORATE OPERATIONS EXPENSE:										
174										
175 Exec. and Planning, Alloc.	\$31,370	N64	\$13,793	\$4,149	\$364	\$10,414	\$2,650	\$0	O.K.	
176 Exec. and Planning, Direct	0	Direct	0	0	0	0	0	0	O.K.	
177										
178 Total Exec. and Planning	\$31,370		\$13,793	\$4,149	\$364	\$10,414	\$2,650	\$0	O.K.	
179										
180 Admin. & General, Allocable	\$99,208	N64	\$43,619	\$13,123	\$1,151	\$32,935	\$8,381	\$0	O.K.	
181 Admin. & General, Direct	30,000	Direct	14,409	4,334	380	10,877	0	0	O.K.	
182										
183 Total Admin. and Gen.	\$129,208		\$58,028	\$17,457	\$1,531	\$43,812	\$8,381	\$0	O.K.	
184										
185 TOTAL CORPORATE OPERATIONS	\$160,579		\$71,820	\$21,606	\$1,895	\$54,227	\$11,031	\$0	O.K.	
186										
187 NON-INCOME TAXES:										
188										
189 Non-income Taxes, Allocable	\$177	N37	\$109	\$21	\$0	\$46	\$0	\$0	O.K.	
190 Non-income Taxes, Direct	0	Direct	0	0	0	0	0	0	O.K.	
191										
192										
193 Total Non-income Taxes	\$177		\$109	\$21	\$0	\$46	\$0	\$0	O.K.	
194										
195 TOTAL OPER. EXP. AND TAXES	\$582,252		\$262,788	\$102,575	\$3,989	\$186,624	\$26,275	\$0	O.K.	

Roberts County Telephone & RC Communications

***** FCC PART 69 ***** InterLATA Revenue Requirement Summary		Part 36 InterLATA Total	Source	Common Line	Local Switching	Information	Common Transport	Billing and Collection	Other	
(A)	(B)	(C)	(D)	(E)	(F)	(G)	(H)	(I)		
13 Net Investment	\$0	Q52	\$0	\$0	\$0	\$0	\$0	\$0	\$0	O.K.
14 Rate of Return	10.00%	B19	10.00%	10.00%	10.00%	10.00%	10.00%	10.00%	10.00%	O.K.
15										
16 Return on Rate Base	\$0		\$0	\$0	\$0	\$0	\$0	\$0	\$0	O.K.
17										
18 AFUDC	\$0	T37	0	0	0	0	0	0	0	O.K.
19 ITC Amortization	0	T37	0	0	0	0	0	0	0	O.K.
20 Other Return Adjustments	0	Direct	0	0	0	0	0	0	0	O.K.
21										
22 Net Return	\$0		\$0	\$0	\$0	\$0	\$0	\$0	\$0	O.K.
23										
24 Interest Expense	\$0	T67	0	0	0	0	0	0	0	O.K.
25 Capitalized Payroll Taxes	0	T37	0	0	0	0	0	0	0	O.K.
26 Depreciation Adjustment	0	T37	0	0	0	0	0	0	0	O.K.
27 Other Income Adjustments	0	Direct	0	0	0	0	0	0	0	O.K.
28										
29 After Tax Income	\$0		\$0	\$0	\$0	\$0	\$0	\$0	\$0	O.K.
30										
31 State Income Taxes	\$0	29	\$0	\$0	\$0	\$0	\$0	\$0	\$0	O.K.
32 Federal Income Taxes	0	29	0	0	0	0	0	0	0	O.K.
33 Operating Expenses and Taxes	0	U195	0	0	0	0	0	0	0	O.K.
34 Uncollectibles	0	Direct	0	0	0	0	0	0	0	O.K.
35 Other Revenue Adjustments	0	Direct	0	0	0	0	0	0	0	O.K.
36										
37 Basis for Gross Receipts Tax	0	16+31+32+33	0	0	0	0	0	0	0	O.K.
38										
39										
40 Gross Receipts Tax	0	37	0	0	0	0	0	0	0	O.K.
41										
42										
43 TOTAL REVENUE REQUIREMENT	\$0		\$0	\$0	\$0	\$0	\$0	\$0	\$0	O.K.
44										

Roberts County Telephone & RC Communications

***** FCC PART 69 ***** InterLATA Investment Summary		Part 36 InterLATA Total	Source	Common Line	Local Switching	Information	Common Transport	Billing and Collection	Other	
(A)	(B)	(C)	(D)	(E)	(F)	(G)	(H)	(I)		
13 Land and Support Assets	\$0	R25	\$0	\$0	\$0	\$0	\$0	\$0	\$0	O.K.
14										
15 Central Office Equipment	\$0	R70	\$0	\$0	\$0	\$0	\$0	\$0	\$0	O.K.
16 Info. Term./Orig. Equipment	0	R78	0	0	0	0	0	0	0	O.K.
17 Cable and Wire Facilities	0	R117	0	0	0	0	0	0	0	O.K.
18										
19 Total COE, IOT, C&WF	\$0		\$0	\$0	\$0	\$0	\$0	\$0	\$0	O.K.
20										
21 Total Tangible Assets	\$0	R141	\$0	\$0	\$0	\$0	\$0	\$0	\$0	O.K.
22										
23 Total Tele. Plt. ex intang.	\$0		\$0	\$0	\$0	\$0	\$0	\$0	\$0	O.K.
24 Total Intangible Assets	0	R144	0	0	0	0	0	0	0	O.K.
25										
26 Total Plant In Service	\$0		\$0	\$0	\$0	\$0	\$0	\$0	\$0	O.K.
27 Total Plt. Held Future Use	0	R147	0	0	0	0	0	0	0	O.K.
28 Total ST PUC	0	R163	0	0	0	0	0	0	0	O.K.
29 Total LT PUC	0	R164	0	0	0	0	0	0	0	O.K.
30 Total Tel. Plt. Adjust.	0	R169	0	0	0	0	0	0	0	O.K.
31										
32 TOTAL TELEPHONE PLANT	\$0		\$0	\$0	\$0	\$0	\$0	\$0	\$0	O.K.
33										
34 less:										
35 Accum. Depr., Plt. in Serv.	0	S23	0	0	0	0	0	0	0	O.K.
36 Accum. Depr. PHFU	0	S27	0	0	0	0	0	0	0	O.K.
37 Accum. Amort. Tangible Plt.	0	S28	0	0	0	0	0	0	0	O.K.
38 Accum. Amort. Intangibles	0	S29	0	0	0	0	0	0	0	O.K.
39 Accum. Amort. Other	0	S30	0	0	0	0	0	0	0	O.K.
40 Accum. Def. Inc. Taxes, Net	0	S47	0	0	0	0	0	0	0	O.K.
41										
42 plus:										
43 Other Assets	0	Direct	0	0	0	0	0	0	0	O.K.
44										
45 NET TELEPHONE PLANT	\$0		\$0	\$0	\$0	\$0	\$0	\$0	\$0	O.K.
46 plus:										
47 Class B RTB Stock	0	R171	0	0	0	0	0	0	0	O.K.
48 Materials and Supplies	0	R173	0	0	0	0	0	0	0	O.K.
49 Cash Working Capital	0	R175	0	0	0	0	0	0	0	O.K.
50 Equal Access Investment	0	R177	0	0	0	0	0	0	0	O.K.
51										
52 NET INVESTMENT	\$0		\$0	\$0	\$0	\$0	\$0	\$0	\$0	O.K.
53										

Roberts County Telephone & RC Communications

***** FCC PART 69 ***** InterLATA Investment Detail		Part 36 InterLATA Total	Source or Apportion	Common Line	Local Switching	Information	Common Transport	Billing and Collection	Other	
(A)	(B)	(C)	(D)	(E)	(F)	(G)	(H)	(I)		
13	LAND AND SUPPORT ASSETS:									
14										
15	Land Assets, Message	\$0	T28	\$0	\$0	\$0	\$0	\$0	\$0	O.K.
16	Land Assets, Private Line	0	T28	0	0	0	0	0	0	O.K.
17										
18	Total Land Assets	\$0		\$0	\$0	\$0	\$0	\$0	\$0	O.K.
19										
20	Support Assets, Message	0	T28	\$0	\$0	\$0	\$0	\$0	\$0	O.K.
21	Support Assets, Private Line	0	T28	0	0	0	0	0	0	O.K.
22										
23	Total Support Assets	\$0		\$0	\$0	\$0	\$0	\$0	\$0	O.K.
24										
25	Total Land and Supp. Assets	\$0		\$0	\$0	\$0	\$0	\$0	\$0	O.K.
26										
27	CENTRAL OFFICE EQUIPMENT:									
28										
29	Operator Sys., DA	\$0	(F)	\$0	\$0	\$0	\$0	\$0	\$0	O.K.
30	Operator Sys., Other	0	(I)	0	0	0	0	0	0	O.K.
31										
32	Total Operator Systems	\$0		\$0	\$0	\$0	\$0	\$0	\$0	O.K.
33										
34	Tandem Switching	\$0	(G)	\$0	\$0	\$0	\$0	\$0	\$0	O.K.
35	Tandem Assigned	0	Direct	0	0	0	0	0	0	O.K.
36										
37	Total Tandem Switching	\$0		\$0	\$0	\$0	\$0	\$0	\$0	O.K.
38										
39	Local Switching	\$0	(E)	\$0	\$0	\$0	\$0	\$0	\$0	O.K.
40	Local Assigned	0	Direct	0	0	0	0	0	0	O.K.
41										
42	Total Local Switching	\$0		\$0	\$0	\$0	\$0	\$0	\$0	O.K.
43										
44	Total Switching	\$0		\$0	\$0	\$0	\$0	\$0	\$0	O.K.

Roberts County Telephone & RC Communications

***** FCC PART 69 ***** InterLATA Investment Detail		Part 36 InterLATA Total	Source or Apportion	Common Line	Local Switching	Information	Common Transport	Billing and Collection	Other	
(A)	(B)	(C)	(D)	(E)	(F)	(G)	(H)	(I)		
58	COE Exch. Trunk	\$0	Direct	\$0	\$0	\$0	\$0	\$0	\$0	O.K.
59	COE Exch. Line - Message	0	(D)	0	0	0	0	0	0	O.K.
60	COE Exch. Line - PL etc.	0	(I)	0	0	0	0	0	0	O.K.
61	COE Exch. Line - Assigned	0	Direct	0	0	0	0	0	0	O.K.
62	COE Interexchange, Message	0	(G)	0	0	0	0	0	0	O.K.
63	COE Interexchange, PL	0	(I)	0	0	0	0	0	0	O.K.
64	COE Interexchange, Assigned	0	(G)	0	0	0	0	0	0	O.K.
65	COE H/R Message	0	(G)	0	0	0	0	0	0	O.K.
66	COE H/R Assigned	0	Direct	0	0	0	0	0	0	O.K.
67										
68	Total COE Transmission	\$0		\$0	\$0	\$0	\$0	\$0	\$0	O.K.
69										
70	Total Central Office Equip.	\$0		\$0	\$0	\$0	\$0	\$0	\$0	O.K.
71										
72	IOT EQUIPMENT:									
73										
74	Public Telephone	\$0	T43	\$0	\$0	\$0	\$0	\$0	\$0	O.K.
75	Coinless Pay Phone	0	(D)	0	0	0	0	0	0	O.K.
76	Customer Premises Equipment	0	T60	0	0	0	0	0	0	O.K.
77										
78	Total IOT Equipment	\$0		\$0	\$0	\$0	\$0	\$0	\$0	O.K.
79										
80	CABLE AND WIRE FACILITIES:									
81										
82	Exchange PL and WATS	\$0	(I)	\$0	\$0	\$0	\$0	\$0	\$0	O.K.
83	Exchange Message	0	(D)	0	0	0	0	0	0	O.K.
84	Exchange Assigned	0	Direct	0	0	0	0	0	0	O.K.
85										
86	Total Exchange Line C&WF	\$0		\$0	\$0	\$0	\$0	\$0	\$0	O.K.
87										
88	Exchange Trunk, Message	\$0	Direct	\$0	\$0	\$0	\$0	\$0	\$0	O.K.
89	Exchange Trunk, PL	0	Direct	0	0	0	0	0	0	O.K.
90										
91	Total Exchange Trunk C&WF	\$0		\$0	\$0	\$0	\$0	\$0	\$0	O.K.
92										
93	Interexchange Message	\$0	(G)	\$0	\$0	\$0	\$0	\$0	\$0	O.K.
94	Interexchange PL, WATS	0	(I)	0	0	0	0	0	0	O.K.
95	Interexchange Assigned	0	(G)	0	0	0	0	0	0	O.K.
96										
97	Total Interexchange C&WF	\$0		\$0	\$0	\$0	\$0	\$0	\$0	O.K.

Roberts County Telephone & RC Communications

***** FCC PART 69 ***** InterLATA Investment Detail		Part 36 InterLATA Total	Source or Apportion	Common Line	Local Switching	Information	Common Transport	Billing and Collection	Other	
(A)	(B)	(C)	(D)	(E)	(F)	(G)	(H)	(I)		
111	H/R C&WF, Message	\$0	(G)	\$0	\$0	\$0	\$0	\$0	\$0	O.K.
112	H/R C&WF, WATS	0	(I)	0	0	0	0	0	0	O.K.
113	H/R C&WF, Assigned	0	Direct	0	0	0	0	0	0	O.K.
114										
115	Total Host/Remote C&WF	\$0		\$0	\$0	\$0	\$0	\$0	\$0	O.K.
116										
117	Total Cable and Wire Facil.	\$0		\$0	\$0	\$0	\$0	\$0	\$0	O.K.
118										
119	TANGIBLE ASSETS:									
120										
121	Land and Support Leases	\$0	T28	\$0	\$0	\$0	\$0	\$0	\$0	O.K.
122										
123	COE Operator Leases	\$0	32	\$0	\$0	\$0	\$0	\$0	\$0	O.K.
124	COE Tandem Switching Leases	0	34	0	0	0	0	0	0	O.K.
125	COE Local Switching Leases	0	39	0	0	0	0	0	0	O.K.
126	COE Transmission Leases	0	68	0	0	0	0	0	0	O.K.
127										
128	Total COE Leases	\$0		\$0	\$0	\$0	\$0	\$0	\$0	O.K.
129										
130	IOT Equipment Leases	\$0	78	\$0	\$0	\$0	\$0	\$0	\$0	O.K.
131										
132	C&WF Leases	\$0	117	\$0	\$0	\$0	\$0	\$0	\$0	O.K.
133										
134	Total Capital Leases	\$0		\$0	\$0	\$0	\$0	\$0	\$0	O.K.
135										
136	Leasehold Impr., Alloc.	\$0	T37	\$0	\$0	\$0	\$0	\$0	\$0	O.K.
137	Leasehold Impr., Direct	0	Direct	0	0	0	0	0	0	O.K.
138										
139	Total Leasehold Improvementsa	\$0		\$0	\$0	\$0	\$0	\$0	\$0	O.K.
140										
141	Total Tangible Assets	\$0		\$0	\$0	\$0	\$0	\$0	\$0	O.K.
142										
143										
144	TOTAL INTANGIBLE ASSETS	\$0	T37	\$0	\$0	\$0	\$0	\$0	\$0	O.K.
145										
146										
147	PROPERTY HELD FOR FUTURE US	\$0	T46	\$0	\$0	\$0	\$0	\$0	\$0	O.K.

Roberts County Telephone & RC Communications

***** FCC PART 69 ***** InterLATA Investment Detail		Part 36 InterLATA Total	Source or Apportion	Common Line	Local Switching	Information	Common Transport	Billing and Collection	Other	
(A)	(B)	(C)	(D)	(E)	(F)	(G)	(H)	(I)		
161	PLANT UNDER CONSTRUCTION:									
162										
163	Short-term	\$0	T46	\$0	\$0	\$0	\$0	\$0	\$0	O.K.
164	Long-term	0	T46	0	0	0	0	0	0	O.K.
165										
166	Total Plt. Under Const.	\$0		\$0	\$0	\$0	\$0	\$0	\$0	O.K.
167										
168										
169	TELEPHONE PLANT ADJUSTMENT	\$0	T46	\$0	\$0	\$0	\$0	\$0	\$0	O.K.
170										
171	CLASS B RTB STOCK	\$0	T37	\$0	\$0	\$0	\$0	\$0	\$0	O.K.
172										
173	MATERIALS AND SUPPLIES	\$0	T37	\$0	\$0	\$0	\$0	\$0	\$0	O.K.
174										
175	CASH WORKING CAPITAL	\$0	T37	\$0	\$0	\$0	\$0	\$0	\$0	O.K.
176										
177	EQUAL ACCESS INVESTMENT	\$0	Direct	\$0	\$0	\$0	\$0	\$0	\$0	O.K.

Roberts County Telephone & RC Communications

***** FCC PART 69 ***** InterLATA Reserves and Deferrals	Part 36 InterLATA Total	Source or Apportion	Common Line	Local Switching	Information	Common Transport	Billing and Collection	Other	
(A)	(B)	(C)	(D)	(E)	(F)	(G)	(H)	(I)	
13 ACCUM. DEPRECIATION, TPIS:									
14									
15 Support Assets	\$0	T28	\$0	\$0	\$0	\$0	\$0	\$0	O.K.
16 COE Switching	0	R44	0	0	0	0	0	0	O.K.
17 COE Operator	0	R32	0	0	0	0	0	0	O.K.
18 COE Transmission	0	R68	0	0	0	0	0	0	O.K.
19 IOT Equipment	0	R78	0	0	0	0	0	0	O.K.
20 Cable and Wire Facilities	0	R117	0	0	0	0	0	0	O.K.
21 Other Plant	0	T37	0	0	0	0	0	0	O.K.
22									
23 Total Accum. Depr., TPIS	\$0		\$0	\$0	\$0	\$0	\$0	\$0	O.K.
24									
25 ACCUM. AMORTIZATION:									
26									
27 Accum. Depreciation, PHFU	0	T37	\$0	\$0	\$0	\$0	\$0	\$0	O.K.
28 Accum. Amort., Tangible Inv.	0	T37	0	0	0	0	0	0	O.K.
29 Accum. Amort., Intang. Inv.	0	T37	0	0	0	0	0	0	O.K.
30 Accum. Amort., Other	0	T37	0	0	0	0	0	0	O.K.
31									
32 Tot. Accum. Amortization	\$0		\$0	\$0	\$0	\$0	\$0	\$0	O.K.
33									
34 Total Accum. Depr./Amort.	\$0		\$0	\$0	\$0	\$0	\$0	\$0	O.K.
35									
36									
37 ACCUM. DEF. INC. TAXES, NET:									
38									
39 Support Assets	\$0	T28	\$0	\$0	\$0	\$0	\$0	\$0	O.K.
40 COE Switching	0	R44	0	0	0	0	0	0	O.K.
41 COE Operator	0	R32	0	0	0	0	0	0	O.K.
42 COE Transmission	0	R68	0	0	0	0	0	0	O.K.
43 IOT Equipment	0	R78	0	0	0	0	0	0	O.K.
44 Cable and Wire Fac.	0	R117	0	0	0	0	0	0	O.K.
45 Unclassified	0	T37	0	0	0	0	0	0	O.K.
46									
47 Total Accum. Def. Inc. Taxes	\$0		\$0	\$0	\$0	\$0	\$0	\$0	O.K.

Roberts County Telephone & RC Communications

***** FCC PART 69 ***** Apportionment Factors		Part 36 InterLATA Total	Source	Common Line	Local Switching	Information	Common Transport	Billing and Collection	Other	
(A)	(B)	(C)	(D)	(E)	(F)	(G)	(H)	(I)		
13	Central Office Equipment	\$0	R70	\$0	\$0	\$0	\$0	\$0	\$0	O.K.
14	Info. Orig./Term. Eqpt.	0	R78	0	0	0	0	0	0	O.K.
15	C&W Facilities	0	R117	0	0	0	0	0	0	O.K.
16										
17	Total	\$0		\$0	\$0	\$0	\$0	\$0	\$0	O.K.
18	Factor	0.000000		0.000000	0.000000	0.000000	0.000000	0.000000	0.000000	O.K.
19										
20	Sum: Sw., Trans., Other	\$0	17	\$0	\$0	\$0	\$0	\$0	\$0	O.K.
21	Factor	0.000000		0.000000	0.000000	0.000000	0.000000	0.000000	0.000000	O.K.
22										
23	Central Office Equipment	\$0	R70	\$0	\$0	\$0	\$0	\$0	\$0	O.K.
24	Info. Orig./Term. Eqpt.	0	R78	0	0	0	0	0	0	O.K.
25	C&WF, Excl. Exch. Message	0	R117-83	0	0	0	0	0	0	O.K.
26										
27	Total	\$0		\$0	\$0	\$0	\$0	\$0	\$0	O.K.
28	Factor	0.000000		0.000000	0.000000	0.000000	0.000000	0.000000	0.000000	O.K.
29										
30	General Support Facilities	\$0	R25	\$0	\$0	\$0	\$0	\$0	\$0	O.K.
31	Central Office Equipment	0	13	0	0	0	0	0	0	O.K.
32	Info. Orig./Term. Eqpt.	0	14	0	0	0	0	0	0	O.K.
33	C&W Facilities	0	15	0	0	0	0	0	0	O.K.
34	Equal Access Investment	0	R177	0	0	0	0	0	0	O.K.
35										
36	Total	\$0		\$0	\$0	\$0	\$0	\$0	\$0	O.K.
37	Factor	0.000000		0.000000	0.000000	0.000000	0.000000	0.000000	0.000000	O.K.
38										
39	Sum: Com. Ln., Sw., Trans.	\$0	36	\$0	\$0	\$0	\$0	\$0	\$0	O.K.
40	Factor	0.000000		0.000000	0.000000	0.000000	0.000000	0.000000	0.000000	O.K.
41										
42	COE Cat. 2 Factor	1.000000	Direct	0.000000	0.000000	0.000000	1.000000	0.000000	0.000000	O.K.
43	IOT Cat. 1 Factor	1.000000	Direct	1.000000	0.000000	0.000000	0.000000	0.000000	0.000000	O.K.
44										
45	Total TPIS	\$0	Q26	\$0	\$0	\$0	\$0	\$0	\$0	O.K.
46	Factor	0.000000		0.000000	0.000000	0.000000	0.000000	0.000000	0.000000	O.K.

Roberts County Telephone & RC Communications

***** FCC PART 69 ***** Apportionment Factors		Part 36 InterLATA Total						
(A)	(B)	(C)	(D)	(E)	(F)	(G)	(H)	(I)
	Source	Common Line	Local Switching	Information	Common Transport	Billing and Collection	Other	
60	Interstate Equiv. Factor	0.000000	0.000000	0.000000	0.000000	0.000000	0.000000	O.K.
61	Wtd. Std. Work Seconds	1.000000	1.000000	0.000000	0.000000	0.000000	0.000000	O.K.
62	"BIG THREE" Expenses	\$0	\$0	\$0	\$0	\$0	\$0	O.K.
63	Factor	0.000000	0.000000	0.000000	0.000000	0.000000	0.000000	O.K.
65	Net Investment	0	0	0	0	0	0	O.K.
66	Factor	0.000000	0.000000	0.000000	0.000000	0.000000	0.000000	O.K.
67								

Roberts County Telephone & RC Communications

***** FCC PART 69 ***** Operating Expenses and Taxes	Part 36 InterLATA Total	Apportion	Common Line	Local Switching	Information	Common Transport	Billing and Collection	Other	
(A)	(B)	(C)	(D)	(E)	(F)	(G)	(H)	(I)	
13 PLANT SPEC. OPER. EXPENSE:									
14									
15 Network Support, Alloc.	\$0	T37	\$0	\$0	\$0	\$0	\$0	\$0	O.K.
16 Network Support, Direct	0	Direct	0	0	0	0	0	0	O.K.
17									
18 Total Network Support Exp.	\$0		\$0	\$0	\$0	\$0	\$0	\$0	O.K.
19									
20 General Support, Alloc.	\$0	T30	\$0	\$0	\$0	\$0	\$0	\$0	O.K.
21 General Support, Direct	0	Direct	0	0	0	0	0	0	O.K.
22									
23 Total General Support Exp.	\$0		\$0	\$0	\$0	\$0	\$0	\$0	O.K.
24									
25 Central Office Eq., Alloc.	\$0	T31	\$0	\$0	\$0	\$0	\$0	\$0	O.K.
26 Central Office Eq., Direct	0	Direct	0	0	0	0	0	0	O.K.
27									
28 Total COE Exp.	\$0		\$0	\$0	\$0	\$0	\$0	\$0	O.K.
29									
30 Cust. Premises Equip.	\$0	R76	\$0	\$0	\$0	\$0	\$0	\$0	O.K.
31 Other IOT	0	T43	0	0	0	0	0	0	O.K.
32 IOT Direct	0	Direct	0	0	0	0	0	0	O.K.
33									
34 Total IOT Exp.	\$0		\$0	\$0	\$0	\$0	\$0	\$0	O.K.
35									
36 Cable & Wire, Alloc.	\$0	T33	\$0	\$0	\$0	\$0	\$0	\$0	O.K.
37 Cable & Wire, Direct	0	Direct	0	0	0	0	0	0	O.K.
38									
39 Total C&WF Exp.	\$0		\$0	\$0	\$0	\$0	\$0	\$0	O.K.
40									
41 TOTAL PLT. SPEC. OPER. EXP.	\$0		\$0	\$0	\$0	\$0	\$0	\$0	O.K.
42									
43 TOTAL PLT. SPEC., ex SUPPORT	\$0		\$0	\$0	\$0	\$0	\$0	\$0	O.K.

Roberts County Telephone & RC Communications

***** FCC PART 69 ***** Operating Expenses and Taxes	Part 36 InterLATA Total	Apportion	Common Line	Local Switching	Information	Common Transport	Billing and Collection	Other	
(A)	(B)	(C)	(D)	(E)	(F)	(G)	(H)	(I)	
57 NON-SPECIFIC OPER. EXP.:									
58									
59 Oth. Plt. and Equip., Alloc.	\$0	T18	\$0	\$0	\$0	\$0	\$0	\$0	O.K.
60 Oth. Plt. and Equip., Direct	0	Direct	0	0	0	0	0	0	O.K.
61									
62 Total Oth. Plt. & Equip.	\$0		\$0	\$0	\$0	\$0	\$0	\$0	O.K.
63									
64 Network Operations, Alloc.	\$0	T18	\$0	\$0	\$0	\$0	\$0	\$0	O.K.
65 Network Operations, Direct	0	Direct	0	0	0	0	0	0	O.K.
66									
67 Total Network Oper. Exp.	\$0		\$0	\$0	\$0	\$0	\$0	\$0	O.K.
68									
69 Total Access Expenses	\$0	Direct	\$0	\$0	\$0	\$0	\$0	\$0	O.K.
70									
71 Depr., Support Assets	\$0	R23	\$0	\$0	\$0	\$0	\$0	\$0	O.K.
72 Depr., COE Switching	0	R44	0	0	0	0	0	0	O.K.
73 Depr., COE Operator	0	R32	0	0	0	0	0	0	O.K.
74 Depr., COE Transmission	0	R68	0	0	0	0	0	0	O.K.
75 Depr., IOT Equipment	0	R78	0	0	0	0	0	0	O.K.
76 Depr., C&W Facilities	0	R117	0	0	0	0	0	0	O.K.
77 Depr., PHFU	0	R147	0	0	0	0	0	0	O.K.
78									
79 Total Depreciation Expense	\$0		\$0	\$0	\$0	\$0	\$0	\$0	O.K.
80									
81 Amort., Tangible Assets	\$0	R141	\$0	\$0	\$0	\$0	\$0	\$0	O.K.
82 Amort., Intangible Assets	0	R144	0	0	0	0	0	0	O.K.
83 Other Amortization	0	Direct	0	0	0	0	0	0	O.K.
84 Direct Assigned Amort.	0	Direct	0	0	0	0	0	0	O.K.
85									
86 Total Amortization Exp.	\$0		\$0	\$0	\$0	\$0	\$0	\$0	O.K.
87									
88 Total Depr. and Amort.	\$0		\$0	\$0	\$0	\$0	\$0	\$0	O.K.
89									
90 TOTAL NON-SPEC. OPER. EXP.	\$0		\$0	\$0	\$0	\$0	\$0	\$0	O.K.

Roberts County Telephone & RC Communications

***** FCC PART 69 ***** Operating Expenses and Taxes	Part 36 InterLATA Total	Apportion	Common Line	Local Switching	Information	Common Transport	Billing and Collection	Other	
(A)	(B)	(C)	(D)	(E)	(F)	(G)	(H)	(I)	
104 CUSTOMER OPERATIONS EXPENSE:									
105									
106 Marketing, Allocable	\$0	T37	\$0	\$0	\$0	\$0	\$0	\$0	O.K.
107 Marketing, Direct	0	Direct	0	0	0	0	0	0	O.K.
108									
109 Total Marketing Expense	\$0		\$0	\$0	\$0	\$0	\$0	\$0	O.K.
110									
111 Operator Service, Alloc.	\$0	T61	\$0	\$0	\$0	\$0	\$0	\$0	O.K.
112 Operator Service, Direct	0	Direct	0	0	0	0	0	0	O.K.
113									
114 Total Operator Service	\$0		\$0	\$0	\$0	\$0	\$0	\$0	O.K.
115									
116 Classified Directory	\$0	Direct	\$0	\$0	\$0	\$0	\$0	\$0	O.K.
117 Alphabetical Directory	0	(F)	0	0	0	0	0	0	O.K.
118 Foreign Directory	0	Direct	0	0	0	0	0	0	O.K.
119									
120 Total Directory	\$0		\$0	\$0	\$0	\$0	\$0	\$0	O.K.
121									
122 Bus. Ofc., EU Presubscription	0	T40	\$0	\$0	\$0	\$0	\$0	\$0	O.K.
123 Bus. Ofc., Reserved	0	(I)	0	0	0	0	0	0	O.K.
124 Bus. Ofc., EU Access PL & All Other	0	(H)	0	0	0	0	0	0	O.K.
125 Bus. Ofc., EU Message	0	(H)	0	0	0	0	0	0	O.K.
126 Bus. Ofc., EU Reserved	0	(I)	0	0	0	0	0	0	O.K.
127 Bus. Ofc., IX Special Access	0	(I)	0	0	0	0	0	0	O.K.
128 Bus. Ofc., IX Switched Access	0	T40	0	0	0	0	0	0	O.K.
129 Bus. Ofc., IX Billing and Collection	0	(H)	0	0	0	0	0	0	O.K.
130 Bus. Ofc., Coin Collection & Administ	0	(D)	0	0	0	0	0	0	O.K.
131 Bus. Ofc., Reserved	0	(I)	0	0	0	0	0	0	O.K.
132									
133 Total Business Office	\$0		\$0	\$0	\$0	\$0	\$0	\$0	O.K.
134									
135 Cust. Serv., Msg. Process	\$0	(H)	0	0	0	0	0	0	O.K.
136 Cust. Serv., Other B&C	0	(H)	0	0	0	0	0	0	O.K.
137 Cust. Serv., CABS	0	T21	0	0	0	0	0	0	O.K.
138 Cust. Serv., EU Common Line	0	(H)	0	0	0	0	0	0	O.K.
139									
140 Total Customer Service	\$0		\$0	\$0	\$0	\$0	\$0	\$0	O.K.
141									
142 Total BO, CS, OS, Dir.	\$0		\$0	\$0	\$0	\$0	\$0	\$0	O.K.

Roberts County Telephone & RC Communications

***** FCC PART 69 ***** Operating Expenses and Taxes		Part 36 InterLATA Total	Apportion	Common Line	Local Switching	Information	Common Transport	Billing and Collection	Other	
(A)	(B)	(C)	(D)	(E)	(F)	(G)	(H)	(I)		
158 Other Cust. Serv., Alloc.	\$0	142	\$0	\$0	\$0	\$0	\$0	\$0	\$0	O.K.
159 Other Cust. Serv., Direct	0	Direct	0	0	0	0	0	0	0	O.K.
160										
161 Total Other Cust. Serv.	\$0		\$0	\$0	\$0	\$0	\$0	\$0	\$0	O.K.
162										
163 TOTAL CUSTOMER OPER. EXP.	\$0		\$0	\$0	\$0	\$0	\$0	\$0	\$0	O.K.
164										
165 "BIG-THREE" EXPENSES:										
166										
167 Total Plt. Specific Exp.	\$0	41	\$0	\$0	\$0	\$0	\$0	\$0	\$0	O.K.
168 Total Plt Non-specific Exp.	0	62 + 67 + 69	0	0	0	0	0	0	0	O.K.
169 Total Customer Operations	0	163	0	0	0	0	0	0	0	O.K.
170										
171 TOTAL "BIG THREE" EXPENSES	\$0		\$0	\$0	\$0	\$0	\$0	\$0	\$0	O.K.
172										
173 CORPORATE OPERATIONS EXPENSE:										
174										
175 Exec. and Planning, Alloc.	\$0	T64	\$0	\$0	\$0	\$0	\$0	\$0	\$0	O.K.
176 Exec. and Planning, Direct	0	Direct	0	0	0	0	0	0	0	O.K.
177										
178 Total Exec. and Planning	\$0		\$0	\$0	\$0	\$0	\$0	\$0	\$0	O.K.
179										
180 Admin. & General, Allocable	\$0	T64	\$0	\$0	\$0	\$0	\$0	\$0	\$0	O.K.
181 Admin. & General, Direct	0	Direct	0	0	0	0	0	0	0	O.K.
182										
183 Total Admin. and Gen.	\$0		\$0	\$0	\$0	\$0	\$0	\$0	\$0	O.K.
184										
185 TOTAL CORPORATE OPERATIONS	\$0		\$0	\$0	\$0	\$0	\$0	\$0	\$0	O.K.
186										
187 NON-INCOME TAXES:										
188										
189 Non-income Taxes, Allocable	\$0	T37	\$0	\$0	\$0	\$0	\$0	\$0	\$0	O.K.
190 Non-income Taxes, Direct	0	Direct	0	0	0	0	0	0	0	O.K.
191										
192										
193 Total Non-income Taxes	\$0		\$0	\$0	\$0	\$0	\$0	\$0	\$0	O.K.
194										
195 TOTAL OPER. EXP. AND TAXES	\$0		\$0	\$0	\$0	\$0	\$0	\$0	\$0	O.K.

SOUTH DAKOTA PUC INTRASTATE ACCESS COST MODEL

COMPANY NAME Roberts County Telephone & RC Communications
 PERIOD ADDRESSED ENDING DECEMBER 31, 2001
 RUN DATE AND TIME 26-Jun-2002 02:11:51 PM

NOTES: SEE SHEET "G" TO INPUT PART 36 ALLOCATION FACTORS.

(A)	TOTAL COMPANY (B)	Source/ Allocator (C)	Interstate and Other (D)	Intrastate				TOTAL INTRASTATE (I)
				Message Telephone Service		Private Line		
				InterLATA (E)	IntraLATA (F)	InterLATA (G)	IntraLATA (H)	
PLANT INVESTMENT DETAIL:								
21	Land, Allocable	0	---	---	---	---	---	0
22	Land, Direct	0	---	0	---	---	---	0
23	Motor Vehicles	0	---	---	---	---	---	---
24	Aircraft	0	---	---	---	---	---	---
25	Special Purpose Vehicles	0	---	---	---	---	---	---
26	Garage Work Equipment	0	---	---	---	---	---	---
27	Other Work Equipment	0	---	---	---	---	---	---
28	Buildings, Allocable	1,382,948	---	0	---	---	---	0
29	Buildings, Direct	0	---	---	---	---	---	---
30	Furniture	0	---	---	---	---	---	---
31	Office Equipment	0	---	---	---	---	---	---
32	General Purpose Computers	0	---	---	---	---	---	---
33	CAT 1 Oper. Sys., TSPS	0	---	---	---	---	---	---
34	CAT 1 Oper. Sys., Other TSPS	0	---	---	---	---	---	---
35	CAT 1 Oper. Sys., Aux. Pos.	0	---	---	---	---	---	---
36	CAT 2 Tandem Sw, Allocable	338,145	---	0	---	---	---	0
37	CAT 2 Tandem Sw, Direct	0	---	---	---	---	---	---
38	CAT 3 Local Sw, Allocable	2,134,507	---	0	---	---	---	0
39	CAT 3 Local Sw, Direct	0	---	---	---	---	---	---
40	CAT 4.12 Exchange Trunk	139,070	---	0	---	---	---	0
41	CAT 4.12 Exch. Tr. Direct	0	---	---	---	---	---	---
42	CAT 4.13 Exch. Ln. Msg., PL & WAT:	1,675,430	---	0	---	---	---	0
43	Reserved	0	---	---	---	---	---	---
44	CAT 4.13 Direct	0	---	0	---	---	---	0
45	CAT 4.23 Message, PL & WATS	1,167,568	---	---	---	---	---	---
46	Reserved	0	---	---	---	---	---	---
47	CAT 4.23 Direct	0	---	0	---	---	---	0
48	CAT 4.3 H/R Message	153,613	---	---	---	---	---	---
49	CAT 4.3 WATS	0	---	0	---	---	---	0
50	CAT 4.3 Direct	0	---	0	---	---	---	0
51	CAT 1 Other IOT Equipment	0	---	---	---	---	---	---
52	CAT 1 Coinless Pay Phones	0	---	0	---	---	---	0
53		0	---	---	---	---	---	---

SOUTH DAKOTA PUC INTRASTATE ACCESS COST MODEL

Roberts County Telephone & RC Communications
 ENDING DECEMBER 31, 2001

		Intrastate								
		TOTAL COMPANY	Source/ Allocator	Interstate and Other	Message Telephone Service		Private Line		TOTAL INTRASTATE	
***** FCC PART 36 *****	(A)				(B)	(C)	(D)	InterLATA		IntraLATA
70	CAT 2 CP Equipment	0	--		0	0		0	0	0
71	Reserved	0	--							
72	Reserved	0	--							
73	CAT 1.3 Joint Msg., Cat. 1.1 & 1.2 PL	8,623,674	--							
74	Other CAT 1 C&WF	0	--	0		0		0	0	0
75	CAT 2 C&WF	177,924	--							
76	CAT 2 C&WF, Wideband	0	--	0		0		0	0	0
77	CAT 3 Joint Message & PLWATS	778,425	--							
78	Reserved	0	--							
79	CAT 3 Direct	0	--	0		0		0	0	0
80	CAT 4 Message	200,164	--							
81	CAT 4 WATS	0	--	0		0		0	0	0
82	CAT 4 Direct	0	--	0		0		0	0	0
83	Allocable Support Leases	0	--							
84	Direct Support Leases	0	--	0		0		0	0	0
85	COE Operator	0	--							
86	COE Tandem Switch	0	--							
87	COE Local Switch	0	--							
88	COE Transmission	0	--							
89	COE Direct	0	--	0		0		0	0	0
90	IOT Leases	0	--	0		0		0	0	0
91	C&WF Leases	0	--	0		0		0	0	0
92	Leasehold Imp. Land etc.	0	--							
93	Leasehold Imp. COE Switching	0	--							
94	Leasehold Imp. COE Operator	0	--							
95	Leasehold Imp. COE Trans.	0	--							
96	Leasehold Imp. IOT	0	--	0		0		0	0	0
97	Leasehold Imp. C&WF	0	--	0		0		0	0	0
98	Leasehold Imp. Other	0	--	0		0		0	0	0
99	Allocable Acct. No. 2690	3,726	--							
100	Direct Acct. No. 2690	0	--	0		0		0	0	0
101	Materials and Supplies	104,747	--							
102	RTB Stock	0	--							
103	Tele. Plt. Adjust. - Alloc.	0	--							
104	Tele. Plt. Adjust. - Direct	0	--	0		0		0	0	0
105	Other Assets, Net	0	--	0		0		0	0	0
106	Other Liab., Def. Cr., Net	(18,589)	--	(18,589)		0		0	0	0

SOUTH DAKOTA PUC INTRASTATE ACCESS COST MODEL

Roberts County Telephone & RC Communications

ENDING DECEMBER 31, 2001

	TOTAL COMPANY	Intrastate						TOTAL INTRASTATE
		(A)	(B)	Message Telephone Service		Private Line		
				InterLATA	IntraLATA	InterLATA	IntraLATA	
		(D)	(E)	(F)	(G)	(H)	(I)	
***** FCC PART 36 *****								
123 TPUC - Short Term, Alloc.	61,897							
124 TPUC - Short Term, Direct	0	0	0	0	0	0	0	
125 TPUC - Long Term, Alloc.	0							
126 TPUC - Long Term, Direct	0	0	0	0	0	0	0	
127								
RESERVES AND DEFERRALS:								
128 Acc. Depr. Support Assets	553,294							
129 Acc. Depr. COE Switching	1,502,308							
130 Acc. Depr. COE Operator	0							
131 Acc. Depr. COE Transmission	1,184,967							
132 Acc. Depr. IOT Equipment	0							
133 Acc. Depr. Cable and Wire Facilities	3,656,189							
134 Acc. Depr. Other Plant	0	0	0	0	0	0	0	
135 Acc. Amort., Tangible Inv.	0							
136 Accum. Amort., Intang. Inv.	1,544							
137 Accum. Amort., Other	0	0	0	0	0	0	0	
138 Acc. Def. IT Support Assets	9,135							
139 Acc. Def. IT COE Switching	47,580							
140 Acc. Def. IT COE Operator	0							
141 Acc. Def. IT COE Trans.	15,074							
142 Acc. Def. IT IOT Equipment	0							
143 Acc. Def. IT C&WF	93,275							
144 Acc. Def. IT Unclassified	0	0	0	0	0	0	0	
145								
146 OPERATING EXPENSES AND TAXES:								
147 Network Support, Alloc.	655							
148 Network Support, Direct	0	0	0	0	0	0	0	
149 General Support, Alloc.	37,183							
150 General Support, Direct	0	0	0	0	0	0	0	
151 Central Office Eq., Alloc.	208,594							
152 Central Office Eq., Direct	0	0	0	0	0	0	0	
153 Cust. Premises Equip.	0							
154 Coinless Pay Phone Exp.	0							
155 Other IOT	0							
156 IOT Direct	0	0	0	0	0	0	0	
157 Cable & Wire, Alloc.	210,159							
158 Cable & Wire, Direct	34,392	21,624	0	12,768	0	0	12,768	
159								

SOUTH DAKOTA PUC INTRASTATE ACCESS COST MODEL

 Roberts County Telephone & RC Communications
 ENDING DECEMBER 31, 2001

		Intrastate									
		TOTAL COMPANY	Source/ Allocator	Interstate and Other	Message Telephone Service		Private Line		TOTAL INTRASTATE		
					InterLATA	IntraLATA	InterLATA	IntraLATA			
***** FCC PART 36 *****	(A)	(B)	(C)	(D)	(E)	(F)	(G)	(H)	(I)		
176	Oth. Plt. and Equip., Alloc.	116	---	---	---	---	---	---	---	---	
177	Oth. Plt. and Equip., Direct	0	---	0	0	0	0	0	0	0	
178	Network Operations, Alloc.	78,390	---	---	---	---	---	---	---	---	
179	Network Operations, Direct	0	---	0	0	0	0	0	0	0	
180	Total Access Expense	0	---	0	0	0	0	0	0	0	
181	Depr., Support Assets	85,864	---	---	---	---	---	---	---	---	
182	Depr., COE Switching	303,251	---	---	---	---	---	---	---	---	
183	Depr., COE Operator	0	---	---	---	---	---	---	---	---	
184	Depr., COE Transmission	215,223	---	---	---	---	---	---	---	---	
185	Depr., IOT Equipment	0	---	---	---	---	---	---	---	---	
186	Depr., C&W Facilities	361,990	---	---	---	---	---	---	---	---	
187	Amort., Tangible Assets	0	---	---	---	---	---	---	---	---	
188	Amort., Intangible Assets	141	---	---	---	---	---	---	---	---	
189	Other Amortization	0	---	0	0	0	0	0	0	0	
190	Direct Assigned Amort.	0	---	0	0	0	0	0	0	0	
191	Marketing, Allocable	25,404	---	---	---	---	---	---	---	---	
192	Marketing, Direct	0	---	0	0	0	0	0	0	0	
193	Operator Service, Alloc.	0	---	---	---	---	---	---	---	---	
194	Operator Service, Direct	0	---	0	0	0	0	0	0	0	
195	Classified Directory	0	---	0	0	0	0	0	0	0	
196	Alphabetical Directory	19,833	---	---	---	---	---	---	---	---	
197	Foreign Directory	0	---	---	---	---	---	---	---	---	
198	Bus. Ofc., EU Presubscription	10,984	---	---	---	---	---	---	---	---	
199	Bus. Ofc., EU MTS & WATS	22,071	---	---	---	---	---	---	---	---	
200	Bus. Ofc., EU Access, P/L & all Other	0	---	---	---	---	---	---	---	---	
201	Bus. Ofc., IXC Special Access	0	---	---	---	---	---	---	---	---	
202	Bus. Ofc., IXC Switched Access	1,076	---	---	---	---	---	---	---	---	
203	Bus. Ofc., IXC B & C Services	0	---	---	---	---	---	---	---	---	
204	Coin Collect & Admin.	0	---	---	---	---	---	---	---	---	
205	Cust. Svc., Direct	0	---	0	0	0	0	0	0	0	
206	Cust. Serv., Msg. Process	0	---	---	---	---	---	---	---	---	
207	Cust. Serv., Other B&C	53,402	---	---	---	---	---	---	---	---	
208	Cust. Serv., CABS	18,124	---	---	---	---	---	---	---	---	
209	Cust. Serv., EU Common Line	2,811	---	2,811	0	0	0	0	0	0	
210	Other Cust. Serv., Alloc.	7,706	---	---	---	---	---	---	---	---	
211	Other Cust. Serv., Direct	91	---	91	0	0	0	0	0	0	
212	Exec. and Planning, Alloc.	127,203	---	---	---	---	---	---	---	---	
213	Exec. and Planning, Direct	0	---	0	0	0	0	0	0	0	

SOUTH DAKOTA PUC INTRASTATE ACCESS COST MODEL

Roberts County Telephone & RC Communications
 ENDING DECEMBER 31, 2001

		Intrastate									
						Message Telephone Service				Private Line	TOTAL
***** FCC PART 36 *****		TOTAL COMPANY	Source/ Allocator	Interstate and Other	InterLATA	IntraLATA	InterLATA	IntraLATA	InterLATA	IntraLATA	INTRASTATE
(A)	(B)	(C)	(D)	(E)	(F)	(G)	(H)	(I)			
230	Admin. & General, Allocable	402,278	---	---	---	---	---	---	---	---	---
231	Admin. & General, Direct	30,000	---	0	0	30,000	0	0	0	0	30,000
232	Non-income Taxes, Allocable	704	---	---	---	---	---	---	---	---	---
233	Non-income Taxes, Direct	0	---	0	0	0	0	0	0	0	0
234											
235	OTHER INCOME STATEMENT:										
236	State Income Tax Rate	0.00%	---	---	---	---	---	---	---	---	---
237	Federal Income Tax Rate	34.00%	---	---	---	---	---	---	---	---	---
238	Gross Receipts Tax Rate	3.00%	---	---	---	---	---	---	---	---	---
239	Rate of Return	10.00%	---	---	---	---	---	---	---	---	---
240	AFUDC	0	---	---	---	---	---	---	---	---	---
241	ITC Amortization	0	---	---	---	---	---	---	---	---	---
242	Other Return Adjustments	0	---	0	0	0	0	0	0	0	0
243	Contributions	0	---	---	---	---	---	---	---	---	---
244	Interest Expense	501,165	---	---	---	---	---	---	---	---	---
245	Capital Lease Expense	0	---	---	---	---	---	---	---	---	---
246	Capitalized Payroll taxes	0	---	---	---	---	---	---	---	---	---
247	Depreciation Adjustment	0	---	---	---	---	---	---	---	---	---
248	Other Income Adjustments	0	---	0	0	0	0	0	0	0	0
249	Uncollectibles	0	---	0	0	0	0	0	0	0	0
250	Other Revenue Adjustments	(126,577)	---	(96,758)	0	(29,819)	0	0	0	0	(29,819)
251	Other Revenue Taxes	0	---	0	0	0	0	0	0	0	0
252											

SOUTH DAKOTA PUC INTRASTATE ACCESS COST MODEL

Roberts County Telephone & RC Communications
 ENDING DECEMBER 31, 2001

***** FCC PART 36 *****	TOTAL COMPANY	Source/ Allocator	Interstate		Intrastate		TOTAL INTRASTATE	
			Other	Private Line		Private Line		
				InterLATA	IntraLATA	InterLATA		IntraLATA
(A)	(B)	(C)	(D)	(E)	(F)	(G)	(H)	(I)
271 Working Loops	2,221	---	43	0	0	0	0	0
272 Equivalent Interexchange Cct. Miles	74,841	---	1,752	0	0	0	0	0
273 Interexchange Circuit Terminations	438	---	10	0	0	0	0	0

South Dakota Public Utilities Commission
WEEKLY FILINGS
For the Period of June 27, 2002 through July 3, 2002

**If you need a complete copy of a filing faxed, overnight expressed, or mailed to you,
please contact Delaine Kolbo within five business days of this report. Phone:
605-773-3705 Fax: 605-773-3809**

CONSUMER COMPLAINTS

**CE02-002 In the Matter of the Complaint filed by Tanya Stahl, Huron, South Dakota,
against NorthWestern Public Service Company Regarding Denied Service.**

Complainant states that after moving into her residence, she requested service to be placed in her name. She was told by NorthWestern that it refuses to provide service to her because the former occupant had an outstanding balance with NorthWestern. Complainant states that she was told by NorthWestern that it had a voice recorded conversation where Complainant stated her roommate Chris was moving out so she needed service in her name. Complainant denies making this statement. Complaint requests that NorthWestern be required to connect her service, pay for any damages which were caused by the lack of service, and also to provide a copy of the voice recorded conversation.

Staff Analyst: Mary Healy
Staff Attorney: Kelly Frazier
Date Docketed: 07/03/02
Intervention Deadline: N/A

**CT02-024 In the Matter of the Complaint filed by Dennis Sever, Administrator, on
behalf of Bethany Lutheran Home, Sioux Falls, South Dakota, against
McLeodUSA Telecommunications Services, Inc. Regarding Contract and
Billing Dispute.**

Complainant's representative states that in 2001, that it updated the facility to have high speed internet DSL service. McLeodUSA could not offer this service to the facility, so the Complainant changed its provider to Ionex. By switching to Ionex, the Complainant was also able to receive lower long distance rates than what it received from McLeodUSA. Complainant's representative states that it was told it should be released from the McLeodUSA contract under stipulation #6 "Most Favored Customer" in its contract with McLeodUSA. The Ionex representative then told the Complainant to write a letter of termination to McLeodUSA. Complainant was then double billed from McLeodUSA and Ionex for long distance calls and also assessed a termination fee from McLeodUSA. Complainant has since received notification from McLeodUSA that it has a credit balance and still owes a termination fee. Complainant's representative requests that McLeodUSA release it from any termination fees and pay Complaint \$2,511.42 for the double billings.

Staff Analyst: Mary Healy

Staff Attorney: Kelly Frazier
Date Docketed: 06/27/02
Intervention Deadline: N/A

TELECOMMUNICATIONS

TC02-077 In the Matter of the Establishment of Switched Access Revenue Requirement for Union Telephone Company.

On June 27, 2002, Union Telephone Cooperative, Hartford, South Dakota, filed a switched access cost study developing a revenue requirement and minutes of use that are included in the revenue requirement and minutes of use used to determine the switched access rates for the Local Exchange Carrier Association.

Staff Analyst: Harlan Best
Staff Attorney: Karen Cremer
Date Docketed: 06/27/02
Intervention Deadline: 07/19/02

TC02-078 In the Matter of the Establishment of Switched Access Revenue Requirement for Bridgewater-Canistota Independent Telephone Company.

On June 27, 2002, the Bridgewater-Canistota Telephone Company filed a switched access cost study developing a revenue requirement and minutes of use that are included in the revenue requirement and minutes of use used to determine the switched access rates for the Local Exchange Carrier Association.

Staff Analyst: Heather Forney
Staff Attorney: Karen Cremer
Date Docketed: 06/27/02
Intervention Deadline: 07/19/02

TC02-079 In the Matter of the Establishment of Switched Access Revenue Requirement for Kennebec Telephone Company.

On June 27, 2002, Kennebec Telephone Company, Kennebec, South Dakota, filed a switched access cost study developing a revenue requirement and minutes of use that are included in the revenue requirement and minutes of use used to determine the switched access rates for the Local Exchange Carrier Association.

Staff Analyst: Keith Senger
Staff Attorney: Karen Cremer
Date Docketed: 06/27/02
Intervention Deadline: 07/19/02

TC02-080 In the Matter of the Establishment of Switched Access Revenue

Requirement for Beresford Municipal Telephone Company.

On June 27, 2002, Beresford Municipal Telephone Company, Beresford, South Dakota, filed a switched access cost study developing a revenue requirement and minutes of use that are included in the revenue requirement and minutes of use used to determine the switched access rates for the Local Exchange Carrier Association.

Staff Analyst: Harlan Best
Staff Attorney: Karen Cremer
Date Docketed: 06/27/02
Intervention Deadline: 07/19/02

TC02-081 In the Matter of the Filing for Approval of an Amendment to an Interconnection Agreement between Qwest Corporation and New Edge Network, Inc. d/b/a New Edge Networks.

On June 27, 2002, the Commission received for approval a Filing for Approval of an Amendment to an Interconnection Agreement between Qwest Corporation (Qwest) and New Edge Network, Inc. d/b/a New Edge Networks. According to the parties, the Amendment is made in order to add to the Agreement the terms, conditions and rates for Private Line to Unbundled Loop Conversions, as set forth in Exhibit A to the Amendment. Any party wishing to comment on the agreement may do so by filing written comments with the Commission and the parties to the agreement no later than July 17, 2002. Parties to the agreement may file written responses to the comments no later than twenty days after the service of the initial comments.

Staff Attorney: Kelly Frazier
Date Docketed: 06/27/02
Initial Comments Due: 07/17/02

TC02-082 In the Matter of the Filing by 1-800-RECONEX, Inc. for Approval of its Switched Access Tariff and Rates.

On May 31, 2002, 1-800-RECONEX, (Reconex) Inc. filed an Access Tariff with the Commission. Although Reconex is not yet providing service in the state of South Dakota, they currently provide service in other states via total service resale (TSR.) Reconex now intends to provide service through TSR and unbundled network element platform (UNE-P.)

Staff Analyst: Michele Farris
Staff Attorney: Kelly Frazier
Date Docketed: 06/28/02
Intervention Deadline: 07/19/02

TC02-083 In the Matter of the Filing for Approval of an Adoption Agreement between Qwest Corporation and VP Telecom, Inc.

On July 1, 2002, the Commission received for approval a Filing of Wireline Adoption Interconnection Agreement and ISP Amendment to Agreement between VP Telecom (Telecom) and Qwest Corporation (Qwest). According to the parties, Telecom chooses to adopt, in its entirety, the terms and conditions of the Interconnection Agreement and any associated amendments, if applicable, between Sprint Communications Company and Qwest f/k/a US West Communications, Inc. which was approved by the Commission on November 13, 2001, in Docket No. TC01-151. The filing also includes an ISP Bound Traffic Amendment to the Interconnection Agreement between Telecom and Qwest to change the definitions of "Bill and Keep," "Information Service" and "Information Service Access." Any party wishing to comment on the agreement may do so by filing written comments with the Commission and the parties to the agreement no later than July 22, 2002. Parties to the agreement may file written responses to the comments no later than twenty days after the service of the initial comments.

Staff Attorney: Kelly Frazier
Date Docketed: 07/01/02
Initial Comments Due: 07/22/02

TC02-084 In the Matter of the Petition of Black Hills FiberCom, L.L.C. for a Declaratory Ruling Regarding ARSD 20:10:32:11 and Alternative Petition for Approval of an Amendment to Black Hills FiberCom, L.L.C.'s Local Calling Area Pursuant to ARSD 20:10:32:11.

Black Hills FiberCom, L.L.C. (FiberCom) has filed a Petition for Declaratory Ruling Regarding Application of ARSD § 20:10:32:11 and Alternative Petition for Approval of an Amendment to Black Hills FiberCom, L.L.C.'s Local Calling Exchange Area Pursuant to ARSD § 20:10:32:11. In its Petition for Declaratory Ruling, FiberCom requests that the Commission find that FiberCom does not need to obtain Commission approval prior to FiberCom charging its customers for utilizing non-network ISP services through Rapid City telephone numbers attached to PRIs purchased from Qwest. If the Commission determines that FiberCom must obtain approval, then FiberCom requests that the Commission approve the proposed amendment to FiberCom's local calling plan.

Staff Attorney: Rolayne Ailts Wiest
Date Docketed: 07/01/02
Intervention Deadline: 07/11/02

TC02-085 In the Matter of the Establishment of Switched Access Rates for Qwest Corporation.

On July 1, 2002, Qwest Corporation filed a switched access cost study "in accordance with ARSD 20:10:27:07....Qwest Corporation is not asking for the Commission to change the switched access rate schedules at this time."

Staff Analyst: Heather Forney
Staff Attorney: Karen Cremer
Date Docketed: 07/01/02

Intervention Deadline: 07/19/02

TC02-086 In the Matter of the Establishment of Switched Access Rates for Fort Randall Telephone Company and Mt. Rushmore Telephone Company.

On July 1, 2002, the Fort Randall Telephone Company and Mount Rushmore Telephone Company filed a switched access cost study developing a revenue requirement and minutes of use that are included in the revenue requirement and minutes of use used to determine the switched access rates for the Local Exchange Carrier Association.

Staff Analyst: Heather Forney
Staff Attorney: Karen Cremer
Date Docketed: 07/01/02
Intervention Deadline: 07/19/02

TC02-087 In the Matter of the Establishment of Switched Access Rates for DTG Community Telephone.

On July 1, 2002, Dakota Community Telephone, Irene, South Dakota, filed a switched access cost study pursuant to the rules established by the Commission.

Staff Analyst: Harlan Best
Staff Attorney: Karen Cremer
Date Docketed: 07/01/02
Intervention Deadline: 07/19/02

TC02-088 In the Matter of the Establishment of Switched Access Revenue Requirement for Roberts County Telephone Cooperative Association and RC Communications, Inc.

On July 1, 2002, Roberts County Telephone Cooperative Association and RC Communications, Inc., New Effington, South Dakota, filed a switched access cost study developing a revenue requirement and minutes of use that are included in the revenue requirement and minutes of use used to determine the switched access rates for the Local Exchange Carrier Association.

Staff Analyst: Keith Senger
Staff Attorney: Karen Cremer
Date Docketed: 07/01/02
Intervention Deadline: 07/19/02

TC02-089 In the Matter of the Establishment of Switched Access Revenue Requirement for Tri-County Telcom, Inc.

On July 1, 2002, Tri- County Telecom, Inc., Emery, South Dakota, filed a switched access cost study developing a revenue requirement and minutes of use that are included in the revenue

requirement and minutes of use used to determine the switched access rates for the Local Exchange Carrier Association.

Staff Analyst: Keith Senger
Staff Attorney: Karen Cremer
Date Docketed: 07/01/02
Intervention Deadline: 07/19/02

TC02-090 In the Matter of the Establishment of Switched Access Rates for the Local Exchange Carriers Association.

On July 1, 2002, the Local Exchange Carriers Association (LECA) filed revised switched access tariff pages. The purpose of these revisions is to implement changes in rates as necessitated by revisions in member companies' revenue requirements and access minutes of use.

Staff Analyst: Harlan Best
Staff Attorney: Karen Cremer
Date Docketed: 07/01/02
Intervention Deadline: 07/19/02

TC02-091 In the Matter of the Establishment of Switched Access Rates for South Dakota Network, LLC.

On July 1, 2002, South Dakota Network, LLC (SDN) filed a switched access separations study, pursuant to the rules of the Commission. Revised pages to the SDN Tariff were filed to implement the change in revenue requirement.

Staff Analyst: Harlan Best
Staff Attorney: Karen Cremer
Date Docketed: 07/01/02
Intervention Deadline: 07/19/02

**You may receive this listing and other PUC publications via our website or via internet e-mail.
You may subscribe or unsubscribe to the PUC mailing lists at <http://www.state.sd.us/puc>**

KENNETH E. BARKER*

MICHAEL A. WILSON†

MICHAEL P. REYNOLDS**

JOHN W. BURKE***

BARKER WILSON REYNOLDS & BURKE
L A W Y E R S

4200 BEACH DRIVE
P.O. BOX 9335
RAPID CITY, SD 57709-9335
605.343.6400 • FAX: 605.343.4841

117 5TH AVENUE
P.O. BOX 100
BELLE FOURCHE, SD 57717-0100
605.892.2743 • FAX: 605.892.4273

REPLY TO: BELLE FOURCHE OFFICE

July 12, 2002

RECEIVED

JUL 15 2002

Debra Elofson
Executive Director
Public Utilities Commission
State Capitol
500 East Capitol
Pierre, SD 57501

SOUTH DAKOTA PUBLIC
UTILITIES COMMISSION

Re: S&S Communciations v. Union Telephone Company TC02-077
S&S Communications v. Bridgewater-Canistota Independent
Telephone Company TC02-078
S&S Communications v. Kennebec Telephone Company TC02-079
S&S Communications v. Beresford Municipal Telephone Company TC02-080
S&S Communications v. Fort Randall Telephone Company and Mt. Rushmore
Telephone Company TC02-086
S&S Communications v. Roberts County Telephone Cooperative Association and
RC Communications, Inc. TC02-088
S&S Communications v. Tri-County Telcom, Inc. TC02-089
S&S Communications v. Local Exchange Carriers Association TC02-090
S&S Communications v. South Dakota Network, L.L.C. TC02-091

Dear Debra:

Enclosed please find the original and ten copies of each of the following listed documents for filing in the above-referenced matters:

1. In the Matter of the Establishment of Switched Access Rates for the Union Telephone Company - S&S Communications' Petition to Intervene;
2. In the Matter of the Establishment of Switched Access Revenue Requirement for Bridgewater-Canistota Independent Telephone Company - S&S Communications' Petition to Intervene;
3. In the Matter of the Establishment of Switched Access Revenue Requirement for Kennebec Telephone Company - S&S Communications' Petition to Intervene;
4. In the Matter of the Establishment of Switched Access Revenue Requirement for Beresford Municipal Telephone Company - S&S Communications' Petition to Intervene;

5. In the Matter of the Establishment of Switched Access Revenue Requirement for Fort Randall Telephone Company and Mt. Rushmore Telephone Company - S&S Communications' Petition to Intervene;
6. In the Matter of the Establishment of Switched Access Revenue Requirement for Roberts County Telephone Cooperative Association and RC Communications, Inc. - S&S Communications' Petition to Intervene;
7. In the Matter of the Establishment of Switched Access Revenue Requirement for Tri-County Telcom, Inc. - S&S Communications' Petition to Intervene;
8. In the Matter of the Establishment of Switched Access Rates for Local Exchange Carriers Association - S&S Communications' Petition to Intervene; and,
9. In the Matter of the Establishment of Switched Access Rates for South Dakota Network, L.L.C. - S&S Communications' Petition to Intervene.


By copies of this letter, copies of the same are being served upon the opposing parties via first class mail.

If you have any questions, please feel free to give me a call at any time.

Best regards.

Sincerely,

BARKER, WILSON, REYNOLDS & BURKE, L.L.P.



John W. Burke
For the Firm

JWB/bb

Enclosures

cc: S&S Communications
Don Lee
Wendel Aanerud
Rick Freeman
Richard Freemark
Rod Bowar
Wayne Akland
John Coleman
Bruce Hanson
Pamela Harrington
Jim Ekstrand
Craig Osvog
Bryan Roth

**BEFORE THE PUBLIC UTILITIES COMMISSION
OF THE STATE OF SOUTH DAKOTA**

RECEIVED

JUL 15 2022

TC02-088
SOUTH DAKOTA PUBLIC
UTILITIES COMMISSION

**IN THE MATTER OF THE ESTABLISHMENT OF
SWITCHED ACCESS REVENUE REQUIREMENT
FOR ROBERTS COUNTY TELEPHONE
COOPERATIVE ASSOCIATION AND RC
COMMUNICATIONS, INC.**

)
)
)
) **S&S COMMUNICATIONS'**
) **PETITION TO INTERVENE**
)
)
)

COMES NOW S&S Communications, by and through its attorney, John W. Burke, and, in accordance with A.R.S.D. 20:10:01:15.02, hereby moves the Commission for leave to intervene in the above-captioned matter. This Petition is based upon the following.

1. S&S Communications is a switch-based interexchange carrier located in Aberdeen, South Dakota. S&S Communications provides both intra and interstate message telecommunications services to its subscribers.

2. To provide intrastate message telecommunications services to its subscribers, S&S Communications requires the following switched access services from the Rural Local Exchange Carriers in South Dakota ("RLECs"): (1) Carrier Common Line Access Service (originating and terminating); (2) Local Switching (originating and terminating); and (3) Local Transport (originating and terminating). The RLECs necessarily includes Roberts County Telephone Cooperative Association and RC Communications, Inc.

3. Because S&S Communications purchases switched access services from Roberts County Telephone Cooperative Association and RC Communications, Inc., any increase in the rates of such services will directly and immediately affect the pecuniary interests of S&S Communications as it will naturally affect S&S Communications' operating expenses.

4. Tariff filings, including charges for switched access services, always raise important and complex issues which should not be resolved without a careful and thorough

investigation. For example, there may be certain costs included that are ineligible because they have already been recovered, or are being recovered through other mechanisms.

5. In addition to the fact that the Commission's decision will directly and immediately affect the pecuniary interests of S&S Communications, the Commission's decision will directly and immediately affect the customers of switched access services in general.

WHEREFORE, S&S Communications respectfully requests leave to intervene in the above-captioned matter.

Dated this 12th day of July, 2002.

BARKER, WILSON, REYNOLDS & BURKE, L.L.P.
Attorneys for S&S Communications

By: 


John W. Burke
117 5th Avenue
P.O. Box 100
Belle Fourche, SD 57717-0100
Tel: (605) 723-8000
Fax: (605) 723-8010

CERTIFICATE OF SERVICE

I, John W. Burke, hereby certify that on the 12th day of July, 2002, I caused a copy of the foregoing **S&S COMMUNICATIONS' PETITION TO INTERVENE** to be served upon:

John W. Coleman
Olsen Thielen & Co., Ltd.
223 Little Canada Road
St. Paul, MN 55117-1376

Pamela Harrington, General Manager
Roberts Co. Telephone Coop. Assn.
P.O. Box 196
New Effington, SD 57255


John W. Burke

**BEFORE THE PUBLIC UTILITIES COMMISSION
OF THE STATE OF SOUTH DAKOTA**

IN THE MATTER OF THE ESTABLISHMENT)	ORDER GRANTING
OF SWITCHED ACCESS REVENUE)	PETITION TO INTERVENE;
REQUIREMENT FOR ROBERTS COUNTY)	ORDER ASSESSING FILING
TELEPHONE COOPERATIVE ASSOCIATION)	FEE
AND RC COMMUNICATIONS, INC.)	TC02-088

On July 1, 2002, Roberts County Telephone Cooperative Association and RC Communications, Inc. (Roberts/RC) filed for approval by the Public Utilities Commission (Commission) their 2001 Intrastate Switched Access Cost Study.

On July 3, 2002, the Commission electronically transmitted notice of the filing and the intervention deadline of July 19, 2002, to interested individuals and entities. On July 15, 2002, the Commission received a Petition to Intervene from S&S Communications (S&S).

SDCL 49-31-12.6 authorizes the Commission to require a deposit of up to one hundred thousand dollars (\$100,000) in the South Dakota Public Utilities Commission's (SDPUC) regulatory assessment fee fund to defray Commission expenses incident to analyzing and ruling upon this type of filing.

The Commission has jurisdiction over this matter pursuant to SDCL 1-26-17.1, 49-1A-9, 49-31-12.6, 49-31-18, 49-31-19 and ARSD 20:10:01:15.02, 20:10:01:15.05, 20:10:27:07 and 20:10:27:08.

On July 23, 2002, at its regularly scheduled meeting, the Commission found that S&S' Petition to Intervene was timely filed and demonstrates good cause to grant intervention. Further, the Commission, pursuant to SDCL 49-31-12.6, unanimously voted to assess Roberts/RC a \$1,000 filing fee, subject to additional amounts as requested by the Executive Director up to the statutory limit of \$100,000. It is therefore

ORDERED, that S&S' Petition to Intervene is granted; and it is further

ORDERED, that Roberts/RC shall deposit an initial assessment of \$1,000 in the SDPUC regulatory assessment fee fund and shall deposit any additional amounts as requested by the Executive Director up to the statutory limit of \$100,000.

Dated at Pierre, South Dakota, this 7th day of August, 2002.

CERTIFICATE OF SERVICE
The undersigned hereby certifies that this document has been served today upon all parties of record in this docket, as listed on the docket service list, by facsimile or by first class mail, in properly addressed envelopes, with charges prepaid thereon.
By: <u><i>Melaine Kolbo</i></u>
Date: <u>8/7/02</u>
(OFFICIAL SEAL)

BY ORDER OF THE COMMISSION:

James A. Burg
JAMES A. BURG, Chairman

Pam Nelson
PAM NELSON, Commissioner

Robert K. Sahr by *ll*
ROBERT K. SAHR, Commissioner

BEFORE THE PUBLIC UTILITIES COMMISSION
OF THE STATE OF SOUTH DAKOTA

RECEIVED

AUG 26 2002

SOUTH DAKOTA PUBLIC
UTILITIES COMMISSION

IN THE MATTER OF THE ESTABLISHMENT OF SWITCHED ACCESS REVENUE REQUIREMENT FOR ROBERTS COUNTY TELEPHONE COOPERATIVE ASS'N and RC COMMUNICATIONS, INC.

Docket No. TC02-088

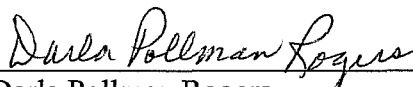
NOTICE OF APPEARANCE AND
REQUEST FOR SERVICE

NOTICE OF APPEARANCE AND
REQUEST FOR SERVICE OF DOCUMENTS

NOTICE IS HEREBY GIVEN that Darla Pollman Rogers, of Meyer & Rogers, P. O. Box 1117, Pierre, South Dakota 57501, hereby appears on behalf of ROBERTS COUNTY TELEPHONE COOPERATIVE ASS'N and RC COMMUNICATIONS, INC. in the above-entitled docket for all purposes allowed by the rules.

You are requested to serve copies of any and all documents filed in said docket on the undersigned.

DATED this 26th day of August, 2002.



Darla Pollman Rogers
Meyer & Rogers
P. O. Box 1117
Pierre, South Dakota 57501
Attorney for ROBERTS COUNTY
TELEPHONE COOPERATIVE ASS'N and
RC COMMUNICATIONS, INC.

TC02-088



OLSEN THIELEN & CO., LTD.

Certified Public Accountants & Consultants

August 26, 2002

RECEIVED

AUG 28 2002

SOUTH DAKOTA PUBLIC UTILITIES COMMISSION

Debra Elofson
Executive Director
Public Utilities Commission
State of South Dakota
500 East Capital
Pierre, SD 57501

On behalf of Roberts Coutu Telephone Cooperative and RC Communications, Olsen Thielen & Co., Ltd. requests confidentiality for any and all information provided to the South Dakota Public Utilities Commission pertaining to Docket TC02-089. In accordance with rules ARSD 20:10:01:39 through 20:10:01:45, we request all information be considered confidential including the following:

- The actual Part 36/69 separations run which reflects revenue requirements as well as access minutes and rates
- Any correspondence transmittal letters which include responses to questions concerning the filing which are directed to the South Dakota Public Utilities Commission with reference to the above named docket.

This request applies to any previously sent information provided to the South Dakota Public Utilities Commission, which pertains to this filing.

In accordance with rule ARSD 20:10:01:41(2)

It is requested that the aforementioned information maintain confidentiality status for a five-year time frame.

In accordance with rule ARSD 20:10:01:41(3) The contact for the confidentiality request is as follows:

John W Coleman
Olsen Thielen & Co., Ltd.
223 Little Canada Road
St Paul MN 55117

If you have any questions regarding the information provided, please call me @ (651) 481-1789.

Sincerely,

John W Coleman
Certified Public Accountant

cc: Harlan Best, South Dakota Public Utilities Commission
Kieth Senger, South Dakota Public Utilities Commission
Pam Harrington, Roberts County Telephone Cooperative

Associated World-wide with Jeffreys Henry International

223 Little Canada Road, St. Paul, Minnesota 55117-1376 651 483 4521 FAX 651 483 2467

6640 Shady Oak Road, Minneapolis, Minnesota 55344 7700 952 841 0240

RECEIVED

SEP 09 2002

BARKER WILSON REYNOLDS & BURKE
LAWYERS

SOUTH DAKOTA PUBLIC UTILITIES COMMISSION
1800 EAST DIME
P.O. BOX 9335
PIERRE, SD 57501
605.718.8000 • FAX: 605.718.8010

211 ZINNIA STREET
P.O. BOX 100
BELLE FOURCHE, SD 57717-0100
605.723.8000 • FAX: 605.723.8010

www.courtroomcounselors.com

REPLY TO: BELLE FOURCHE OFFICE

September 5, 2002

KENNETH E. BARKER*
MICHAEL A. WILSON*
MICHAEL P. REYNOLDS*
JOHN W. BURKE**
JEFFERY D. COLLINS

Debra Elofson
Executive Director
Public Utilities Commission
State Capitol
500 East Capitol
Pierre, SD 57501

Re: S&S Communications' Request for Access to Confidential Information

Dear Debra:

Enclosed please find the original and ten copies of *S&S Communications' Request for Access to Confidential Information* regarding In the Matter of the Establishment of Switched Access Revenue Requirement for Roberts County Telephone Cooperative Association and RC Communications, Inc.

By copy of this letter, a copy of the same is being served upon the opposing party via first class mail.

By this letter, I would also request that I be advised if the above entity did not request confidential treatment of their submissions as required by A.R.S.D. 20:10:01:41.

If you have any questions, please feel free to give me a call at any time.

Best regards.

Sincerely,

BARKER, WILSON, REYNOLDS & BURKE, L.L.P.


John W. Burke
For the Firm

JWB/bb

Enclosures

cc: S&S Communications
Darla Pollman Rogers

RECEIVED

SEP 09 2002

SOUTH DAKOTA PUBLIC UTILITIES COMMISSION

BEFORE THE PUBLIC UTILITIES COMMISSION OF THE STATE OF SOUTH DAKOTA

IN THE MATTER OF THE ESTABLISHMENT OF SWITCHED ACCESS REVENUE REQUIREMENT FOR ROBERTS COUNTY TELEPHONE COOPERATIVE ASSOCIATION AND RC COMMUNICATIONS, INC.

)
)
)
)
)
)
)
)

TC02-088

S&S COMMUNICATIONS' REQUEST FOR ACCESS TO CONFIDENTIAL INFORMATION

COMES NOW S&S Communications, by and through its attorney, John W. Burke, and, in accordance with A.R.S.D. 20:10:01:43, hereby requests access to confidential information.

This request is based upon the following.

- 1. The South Dakota Public Utilities Commission granted S&S Communications' request to intervene in the above-captioned matter.
2. On July 26, 2002, S&S Communications served Intervenor's Discovery Requests, which included requests for the following:

REQUEST NO. 1: Please provide copies, as well as an electronic version of, any and all documents that you submitted and/or provided to the South Dakota Public Utilities Commission in connection with this matter, including, but not limited to, any switched access cost study(ies).

REQUEST NO. 2: Please provide copies, as well as an electronic version of, any and all documents that support and/or provide foundation for, any switched access cost study that you submitted and/or provided to the South Dakota Public Utilities Commission in connection with this matter.

REQUEST NO. 3: Please provide copies, as well as an electronic version of, any and all documents that you submitted and/or provided to the South Dakota Public Utilities Commission in response to any and all data requests issued by the South Dakota Public Utilities Commission subsequent to the commencement of this matter.

- 3. Thirty-one days after the above-referenced Requests had been served, Roberts County Telephone Cooperative Association and RC Communications, Inc. responded to the above Requests as follows:

(Response to REQUEST NO. 1):

Roberts County objects to this Request. Reasons for Objection: Roberts County objects to providing the requested information to Intervenor at this time because said information has been submitted to the Commission as proprietary in nature and constituting trade secrets of the company, pursuant to the Commission's confidentiality rules. Accordingly, said information is not subject to discovery outside of the procedures set forth in said rules.

(Response to REQUEST NO. 2):

Roberts County objects to this request. Reasons for Objection: (1) The request is overly broad, vague, and production as requested would be unduly burdensome and work a hardship on Roberts County; (2) the information requested goes beyond what is of record in this docket; and (3) some or all of the documents that support the switched access cost study may be proprietary in nature and constitute trade secrets of Roberts County, and there is no protective order in place to protect the proprietary nature of these documents. Prior to discovery of such information, the Commission's confidentiality rules would need to be followed.

(Response to REQUEST NO. 3):

Roberts County objects to this request. Reasons for Objection: Roberts County objects to providing the requested information to Intervenor at this time because said information has been submitted to the Commission as proprietary in nature and constituting trade secrets of the company, pursuant to the Commission's confidentiality rules. Accordingly, said information is not subject to discovery outside of the procedures set forth in said rules.


4. Any increase of the rates charged for switched access services will directly and immediately affect the pecuniary interests of S&S Communications as it will naturally affect S&S Communications' operating expenses. However, without access to the above-described documents, S&S Communications cannot meaningfully participate in this important proceeding.

WHEREFORE, S&S Communications respectfully requests access to the above-described documents which are claimed to be confidential information.

Dated this 5th day of September, 2002.

BARKER, WILSON, REYNOLDS & BURKE, L.L.P.
Attorneys for S&S Communications


By: _____


John W. Burke
117 5th Avenue
P.O. Box 100
Belle Fourche, SD 57717-0100
Tel: (605) 723-8000
Fax: (605) 723-8010

CERTIFICATE OF SERVICE

I, John W. Burke, hereby certify that on the 5th day of September, 2002, I caused a copy of the foregoing **S&S COMMUNICATIONS' REQUEST FOR ACCESS TO CONFIDENTIAL INFORMATION** to be served upon:

Darla Pollman Rogers
Meyer & Rogers
P.O. Box 1117
Pierre, SD 57501



John W. Burke

RECEIVED

APR 07 2003

SOUTH DAKOTA PUBLIC
UTILITIES COMMISSION

**ROBERTS COUNTY TELEPHONE
COOPERATIVE ASSOCIATION
&
RC COMMUNICATIONS, INC.**

**SWITCHED ACCESS FILING
YEAR ENDED DECEMBER 31, 2001**



OLSEN THIELEN & CO., LTD.

Certified Public Accountants & Consultants

Roberts County Telephone & RC Communications

***** FCC PART 69 *****

Intrastate Toll Revenue Requirement Summary		Part 36 Total	Source	Common Line	Local Switching	Information	Common Transport	Billing and Collection	Other		
(A)	(B)	(C)	(D)	(E)	(F)	(G)	(H)	(I)			
INTRALATA:											
15	Net Investment	\$2,535,554	J13	\$1,655,836	\$216,495	\$0	\$663,223	\$0	\$0	O.K.	
16	Rate of Return	10.00%		10.00%	10.00%	10.00%	10.00%	10.00%	10.00%		
17											
18	Return on Rate Base	\$253,555		\$165,584	\$21,650	\$0	\$66,322	\$0	\$0	O.K.	
19	Return Adjustments	0	J18-20	0	0	0	0	0	0	O.K.	
20											
21	Net Return on Rate Base	\$253,555		\$165,584	\$21,650	\$0	\$66,322	\$0	\$0	O.K.	
22	Income Taxes	64,968	J31-32	42,427	5,547	0	16,994	0	0	O.K.	
23	Expenses and Other Taxes	613,281	J33-35, 40	222,914	88,725	3,788	279,582	18,272	0	O.K.	
24											
25	Total IntraLATA Rev. Req.	\$931,804		\$430,925	\$115,922	\$3,788	\$362,898	\$18,272	\$0	O.K.	
26											
27											
28											
29	INTERLATA:										
30											
31	Net Investment	\$0	P13	\$0	\$0	\$0	\$0	\$0	\$0	O.K.	
32	Rate of Return	10.00%		10.00%	10.00%	10.00%	10.00%	10.00%	10.00%		
33											
34	Return on Rate Base	\$0		\$0	\$0	\$0	\$0	\$0	\$0	O.K.	
35	Return Adjustments	0	P18-20	0	0	0	0	0	0	O.K.	
36											
37	Net Return on Rate Base	\$0		\$0	\$0	\$0	\$0	\$0	\$0	O.K.	
38	Income Taxes	0	P31-32	0	0	0	0	0	0	O.K.	
39	Expenses and Other Taxes	0	P33-35, 40	0	0	0	0	0	0	O.K.	
40											
41	Total InterLATA Rev. Req.	\$0		\$0	\$0	\$0	\$0	\$0	\$0	O.K.	
42											
43											
44											
45	TOTAL INTRASTATE REV. REQ.	\$931,804		\$430,925	\$115,922	\$3,788	\$362,898	\$18,272	\$0		
	ACCESS ELEMENT MINUTES OF USE			3,958,615	3,958,615		3,958,615				
	ACCESS RATE PER MINUTE	\$0.229814		\$0.108857	\$0.029284		\$0.091673				

Roberts County Telephone & RC Communications

***** FCC PART 36 ***** Revenue Requirement Summary		TOTAL COMPANY	Source/ Allocator	Interstate and Other	Intrastate				TOTAL INTRASTATE	
					Message Telephone Service		Private Line			
					InterLATA	IntraLATA	InterLATA	IntraLATA		
(A)	(B)	(C)	(D)	(E)	(F)	(G)	(H)	(I)		
13	State Income Tax Rate	0.00%	---	0.00%	0.00%	0.00%	0.00%	0.00%	0.00%	
14	Federal Income Tax Rate	34.00%	---	34.00%	34.00%	34.00%	34.00%	34.00%	34.00%	
15	Gross Receipts Tax Rate	3.00%	---	3.00%	3.00%	3.00%	3.00%	3.00%	3.00%	
16										
17										
18	Net Investment	\$9,968,358	C68	\$7,432,804	\$0	\$2,535,554	\$0	\$0	\$2,535,554	O.K.
19	Rate of Return	10.00%	---	10.00%	10.00%	10.00%	10.00%	10.00%	10.00%	
20										
21	Return on Rate Base	\$996,836		\$743,280	\$0	\$253,555	\$0	\$0	\$253,555	O.K.
22										
23	AFUDC	0	H43	0	0	0	0	0	0	O.K.
24	ITC Amortization	0	H36	0	0	0	0	0	0	O.K.
25	Other Return Adjustments	0	V242	0	0	0	0	0	0	O.K.
26										
27	Net Return	\$996,836		\$743,280	\$0	\$253,555	\$0	\$0	\$253,555	O.K.
28										
29	Contributions	0	H52	0	0	0	0	0	0	O.K.
30	Interest Expense	501,165	H44	373,724	0	127,441	0	0	127,441	O.K.
31	Capital Lease Expense	0	H46	0	0	0	0	0	0	O.K.
32	Capitalized Payroll taxes	0	H36	0	0	0	0	0	0	O.K.
33	Depreciation Adjustment	0	H36	0	0	0	0	0	0	O.K.
34	Other Income Adjustments	0	V248	0	0	0	0	0	0	O.K.
35										
36	After Tax Income	\$495,671		\$369,557	\$0	\$126,114	\$0	\$0	\$126,114	O.K.
37										
38	State Income Taxes	\$0	Formula	\$0	\$0	\$0	\$0	\$0	\$0	O.K.
39	Federal Income Taxes	255,346	Formula	190,378	0	64,968	0	0	64,968	O.K.
40	Operating Expenses and Taxes	2,304,984	I196	1,691,262	0	613,722	0	0	613,722	O.K.
41	Uncollectibles	3,533	V249	3,006	0	527	0	0	527	O.K.
42	Other Revenue Adjustments	(126,577)	V250	(96,761)	0	(29,816)	0	0	(29,816)	O.K.
43										
44	Net Revenue	\$3,560,698		\$2,627,926	\$0	\$932,772	\$0	\$0	\$932,772	O.K.
45	Gross Receipts Taxes	110,125	Formula	81,276	0	28,849	0	0	28,849	O.K.
46	Other Revenue Taxes	0	V251	0	0	0	0	0	0	O.K.
47										
	TOTAL REVENUE REQUIREMENT	\$3,670,823		\$2,709,202	\$0	\$961,621	\$0	\$0	\$961,621	O.K.

Roberts County Telephone & RC Communications

		Intrastate								
***** FCC PART 36 ***** Investment Summary		TOTAL COMPANY	Source/ Allocator	Interstate and Other	Message Telephone Service		Private Line		TOTAL INTRASTATE	
(A)	(B)	(C)	(D)	InterLATA	IntraLATA	InterLATA	IntraLATA	(I)		
				(E)	(F)	(G)	(H)			
13	Land and Support Investment	\$1,382,948	D33	\$1,035,102	\$0	\$347,846	\$0	\$0	\$347,846	O.K.
14										
15	COE Operator Equipment	\$0	D43	\$0	\$0	\$0	\$0	\$0	\$0	O.K.
16	COE Switching Equipment	2,472,652	D68	1,907,368	0	565,284	0	0	565,284	O.K.
17	COE Transmission Equipment	3,135,681	D85	2,259,153	0	876,528	0	0	876,528	O.K.
18										
19	Total COE	\$5,608,333		\$4,166,522	\$0	\$1,441,811	\$0	\$0	\$1,441,811	O.K.
20	Info. Orig./Term. Equipment	0	D94	0	0	0	0	0	0	O.K.
21	Cable and Wire Facilities	9,780,187	D137	7,351,396	0	2,428,791	0	0	2,428,791	O.K.
22										
23	Total COE, IOT, C&WF	\$15,388,520		\$11,517,917	\$0	\$3,870,603	\$0	\$0	\$3,870,603	O.K.
24										
25	Total Capital Leases	\$0	D173	\$0	\$0	\$0	\$0	\$0	\$0	O.K.
26										
27	Leasehold Improvements	\$0	D186	\$0	\$0	\$0	\$0	\$0	\$0	O.K.
28										
29	Intangible Assets	\$16,627	D209	\$3,006	\$0	\$13,621	\$0	\$0	\$13,621	O.K.
30										
31										
32	Total Tele. Plt. in Service	\$16,788,095		\$12,556,025	\$0	\$4,232,070	\$0	\$0	\$4,232,070	O.K.
33										
34	Plant Held, Future Use	\$0	D214-215	\$0	\$0	\$0	\$0	\$0	\$0	O.K.
35	TPUC, Short-term	61,897	D216-217	46,294	0	15,603	0	0	15,603	O.K.
36	TPUC, Long-term	0	D218-219	0	0	0	0	0	0	O.K.
37	Tel. Plt. Adjustment	0	D220-221	0	0	0	0	0	0	O.K.
38										
39	Total Other Tel. Plt.	\$61,897		\$46,294	\$0	\$15,603	\$0	\$0	\$15,603	O.K.
40										
41										
42	TOTAL TELEPHONE PLANT	\$16,849,992		\$12,602,318	\$0	\$4,247,674	\$0	\$0	\$4,247,674	O.K.

Roberts County Telephone & RC Communications

			Intrastate						
			Message Telephone Service		Private Line		TOTAL		
***** FCC PART 36 ***** Investment Summary	TOTAL COMPANY	Source/ Allocator	Interstate	InterLATA	IntraLATA	InterLATA	IntraLATA	INTRASTATE	
(A)	(B)	(C)	(D)	(E)	(F)	(G)	(H)	(I)	
56 Other Assets, Net	0	V105	0	0	0	0	0	0	O.K.
57 Accumulated Depr./Amort	(6,878,302)	E34	(5,160,179)	0	(1,718,123)	0	0	(1,718,123)	O.K.
58 Accum. Def. Inc. Taxes, Net	(165,064)	E47	(124,511)	0	(40,553)	0	0	(40,553)	O.K.
59 Oth. Liab. & Def. Cr., Net	(18,589)	V106	(18,589)	0	0	0	0	0	O.K.
60									
61 TOTAL NET PLANT	\$9,788,037		\$7,299,039	\$0	\$2,488,998	\$0	\$0	\$2,488,998	O.K.
62									
63 Materials and Supplies	104,747	H31	78,734	0	26,013	0	0	26,013	O.K.
64 Rural Tel. Bank Stock	0	H35	0	0	0	0	0	0	O.K.
65 Cash Working Capital	75,574	Formula	55,031	0	20,543	0	0	20,543	O.K.
66 Equal Access Investment	0	---	0	0	0	0	0	0	O.K.
67									
68 TOTAL NET INVESTMENT	\$9,968,358		\$7,432,804	\$0	\$2,535,554	\$0	\$0	\$2,535,554	O.K.
69									

Roberts County Telephone & RC Communications

Intrastate

***** FCC PART 36 ***** Plant Investment Detail	TOTAL COMPANY	Source/ Allocator	Interstate and Other	Message Telephone Service		Private Line		TOTAL INTRASTATE	
				InterLATA	IntraLATA	InterLATA	IntraLATA		
(A)	(B)	(C)	(D)	(E)	(F)	(G)	(H)	(I)	
13 LAND AND SUPPORT ASSETS:									
14									
15 Land, Allocable	\$0	H33	\$0	\$0	\$0	\$0	\$0	\$0	O.K.
16 Land, Direct	0	V22	0	0	0	0	0	0	O.K.
17									
18 Total Land	\$0		\$0	\$0	\$0	\$0	\$0	\$0	O.K.
19									
20 Motor Vehicles	\$0	H33	\$0	\$0	\$0	\$0	\$0	\$0	O.K.
21 Aircraft	0	H33	0	0	0	0	0	0	O.K.
22 Special Purpose Vehicles	0	H33	0	0	0	0	0	0	O.K.
23 Garage Work Equipment	0	H33	0	0	0	0	0	0	O.K.
24 Other Work Equipment	0	H33	0	0	0	0	0	0	O.K.
25 Buildings, Allocable	1,382,948	H33	1,035,102	0	347,846	0	0	347,846	O.K.
26 Buildings, Direct	0	V29	0	0	0	0	0	0	O.K.
27 Furniture	0	H33	0	0	0	0	0	0	O.K.
28 Office Equipment	0	H33	0	0	0	0	0	0	O.K.
29 General Purpose Computers	0	H33	0	0	0	0	0	0	O.K.
30									
31 Total Support Assets	\$1,382,948		\$1,035,102	\$0	\$347,846	\$0	\$0	\$347,846	O.K.
32									
33 Tot. Land and Support Assets	\$1,382,948		\$1,035,102	\$0	\$347,846	\$0	\$0	\$347,846	O.K.
34									
35									
36 CENTRAL OFFICE EQUIPMENT:									
37									
38 CAT 1 Oper. Sys., TSPS	\$0	G22	\$0	\$0	\$0	\$0	\$0	\$0	O.K.
39 CAT 1 Oper. Sys., Other TSPS	0	G21	0	0	0	0	0	0	O.K.
40 CAT 1 Oper. Sys., Aux. Pos.	0	G23	0	0	0	0	0	0	O.K.
41 CAT 1 Oper. Sys., Other	0	V36	0	0	0	0	0	0	O.K.
42									
43 Total CAT 1	\$0		\$0	\$0	\$0	\$0	\$0	\$0	O.K.
44									
45									
46 CAT 2 Tandem Sw. Allocable	\$338,145	G26	\$195,827	\$0	\$142,318	\$0	\$0	\$142,318	O.K.
47 CAT 2 Tandem Sw. Direct	0	V38	0	0	0	0	0	0	O.K.
48									
49 Total CAT 2	\$338,145		\$195,827	\$0	\$142,318	\$0	\$0	\$142,318	O.K.

Roberts County Telephone & RC Communications

		Intrastate								
		Message Telephone Service				Private Line		TOTAL		
***** FCC PART 36 ***** Plant Investment Detail		TOTAL COMPANY	Source/ Allocator	Interstate and Other	InterLATA	IntraLATA	InterLATA	IntraLATA	INTRASTATE	
(A)	(B)	(C)	(D)	(E)	(F)	(G)	(H)	(I)		
63	CAT 3 Local Sw. Allocable	\$2,134,507	G15	\$1,711,542	\$0	\$422,965	\$0	\$0	\$422,965	O.K.
64	CAT 3 Local Sw. Direct	0	V40	0	0	0	0	0	0	O.K.
65										
66	Total CAT 3	\$2,134,507		\$1,711,542	\$0	\$422,965	\$0	\$0	\$422,965	O.K.
67										O.K.
68	Total COE Sw. CAT 2&3	\$2,472,652		\$1,907,368	\$0	\$565,284	\$0	\$0	\$565,284	O.K.
69										
70										
71	COE TRANSMISSION:									
72										
73	CAT 4.12 Exchange Trunk	\$139,070	123	\$139,070	\$0	\$0	\$0	\$0	\$0	O.K.
74	CAT 4.12 Exch. Tr. Direct	0	V42	0	0	0	0	0	0	O.K.
75	CAT 4.13 Exch. Ln. Message	1,642,993	G13	1,232,244	0	410,748	0	0	410,748	O.K.
76	CAT 4.13 PL, WATS, Local	32,437	F18	32,437	0	0	0	0	0	O.K.
77	CAT 4.13 Direct	0	V45	0	0	0	0	0	0	O.K.
78	CAT 4.23 Message	1,140,911	G18	694,818	0	446,093	0	0	446,093	O.K.
79	CAT 4.23 PL, WATS	26,657	F24	26,657	0	0	0	0	0	O.K.
80	CAT 4.23 Direct	0	V48	0	0	0	0	0	0	O.K.
81	CAT 4.3 H/R Message	153,613	G29	133,926	0	19,687	0	0	19,687	O.K.
82	CAT 4.3 WATS	0	V50	0	0	0	0	0	0	O.K.
83	CAT 4.3 Direct	0	V51	0	0	0	0	0	0	O.K.
84										
85	Total COE CAT 4	\$3,135,681		\$2,259,153	\$0	\$876,528	\$0	\$0	\$876,528	O.K.
86										
87										
88	INFORMATION ORIGATION/TERMINATION:									
89										
90	CAT 1 Other IOT Equipment	\$0	G13	\$0	\$0	\$0	\$0	\$0	\$0	O.K.
91	CAT 1 Coinless Pay Phones	0	G18	0	0	0	0	0	0	O.K.
92	CAT 2 CP Equipment	0	V70	0	0	0	0	0	0	O.K.
93										
94	Total IOT Equipment	\$0		\$0	\$0	\$0	\$0	\$0	\$0	O.K.
95										
96										

Roberts County Telephone & RC Communications

***** FCC PART 36 ***** Plant Investment Detail	TOTAL COMPANY	Source/ Allocator	Interstate and Other	Intrastate				TOTAL INTRASTATE		
				Message Telephone Service		Private Line				
				InterLATA	IntraLATA	InterLATA	IntraLATA			
(A)	(B)	(C)	(D)	(E)	(F)	(G)	(H)	(I)		
111 CABLE AND WIRE FACILITIES:										
112										
113 CAT 1.1 IntraLATA PL/WATS	166,960	F31	\$166,960	\$0	\$0	\$0	\$0	\$0	\$0	O.K.
114 CAT 1.2 InterLATA PL/WATS	0	F31	0	0	0	0	0	0	0	O.K.
115 CAT 1.3 Joint Message	8,456,714	G13	6,342,536	0	2,114,179	0	0	2,114,179	0	O.K.
116 Other CAT 1 C&WF	0	V74	0	0	0	0	0	0	0	O.K.
117										
118 Total CAT 1 C&WF	\$8,623,674		\$6,509,495	\$0	\$2,114,179	\$0	\$0	\$2,114,179	0	O.K.
119										
120 CAT 2 C&WF	\$177,924	G28	\$177,924	\$0	\$0	\$0	\$0	\$0	\$0	O.K.
121 CAT 2 C&WF, Wideband	0	V76	0	0	0	0	0	0	0	O.K.
122										
123 Total CAT 2 C&WF	\$177,924		\$177,924	\$0	\$0	\$0	\$0	\$0	\$0	O.K.
124										
125 CAT 3 Joint Message	760,198	G17	471,237	0	288,960	0	0	288,960	0	O.K.
126 CAT 3 PL/WATS etc.	18,227	F36	18,227	0	0	0	0	0	0	O.K.
127 CAT 3 Direct	0	V79	0	0	0	0	0	0	0	O.K.
128										
129 Total CAT 3 C&WF	\$778,425		\$489,465	\$0	\$288,960	\$0	\$0	\$288,960	0	O.K.
130										
131 CAT 4 Message	\$200,164	G29	\$174,512	\$0	\$25,652	\$0	\$0	\$25,652	0	O.K.
132 CAT 4 WATS	0	V81	0	0	0	0	0	0	0	O.K.
133 CAT 4 Direct	0	V82	0	0	0	0	0	0	0	O.K.
134										
135 Total CAT 4 C&WF	\$200,164		\$174,512	\$0	\$25,652	\$0	\$0	\$25,652	0	O.K.
136										
137 TOTAL C&WF	\$9,780,187		\$7,351,396	\$0	\$2,428,791	\$0	\$0	\$2,428,791	0	O.K.
138										
139										
140 CAPITAL LEASES:										
141										
142 Allocable Support Leases	\$0	H14	\$0	\$0	\$0	\$0	\$0	\$0	\$0	O.K.
143 Direct Support Leases	0	V84	0	0	0	0	0	0	0	O.K.
144										
145 Total Support Leases	\$0		\$0	\$0	\$0	\$0	\$0	\$0	\$0	O.K.

Roberts County Telephone & RC Communications

	(A) ***** FCC PART 36 ***** Plant Investment Detail	(B) TOTAL COMPANY	(C) Source/ Allocator	(D) Interstate and Other	Intrastate			(I) TOTAL INTRASTATE
					Message Telephone Service		Private Line	
				(E) InterLATA	(F) IntraLATA	(G) InterLATA	(H) IntraLATA	
160	COE Operator	\$0	H16	\$0	\$0	\$0	\$0	\$0
161	COE Tandem Switch	0	H17	0	0	0	0	0
162	COE Local Switch	0	H18	0	0	0	0	0
163	COE Transmission	0	H20	0	0	0	0	0
164	COE Direct	0	V89	0	0	0	0	0
165								
166	Total COE Leases	\$0		\$0	\$0	\$0	\$0	\$0
167								
168	IOT Leases	\$0	V90	\$0	\$0	\$0	\$0	\$0
169								
170	C&WF Leases	\$0	V91	\$0	\$0	\$0	\$0	\$0
171								
172	TOTAL CAPITAL LEASES	\$0		\$0	\$0	\$0	\$0	\$0
173								
174								
175								
176	LEASEHOLD IMPROVEMENTS:							
177	Land and Support Assets	\$0	H14	\$0	\$0	\$0	\$0	\$0
178	COE Switching	0	H18	0	0	0	0	0
179	COE Operator	0	H16	0	0	0	0	0
180	COE Transmission	0	H20	0	0	0	0	0
181	IOT	0	V96	0	0	0	0	0
182	C&WF	0	V97	0	0	0	0	0
183	Other	0	V98	0	0	0	0	0
184								
185	TOTAL LEASEHOLD IMPROVEMEN	\$0		\$0	\$0	\$0	\$0	\$0
186								
187								
188	TPIS, EXCL. ACCT. No. 2690	\$16,771,468		\$0	\$4,218,449	\$0	\$0	\$4,218,449
189								

Roberts County Telephone & RC Communications

***** FCC PART 36 ***** Plant Investment Detail	TOTAL COMPANY	Source/ Allocator	Interstate and Other	Intrastate				TOTAL INTRASTATE		
				Message Telephone Service		Private Line				
				InterLATA	IntraLATA	InterLATA	IntraLATA			
(A)	(B)	(C)	(D)	(E)	(F)	(G)	(H)	(I)		
204 INTANGIBLE ASSETS:										
205										
206 Allocable Acct. No. 2690	\$0	H36	\$0	\$0	\$0	\$0	\$0	\$0	\$0	O.K.
207 Direct Acct. No. 2690	16,627	V100	3,006	0	13,621	0	0	13,621	0	O.K.
208										
209 Total Intangible Assets	\$16,627		\$3,006	\$0	\$13,621	\$0	\$0	\$13,621	0	O.K.
210										
211										
212 OTHER TELEPHONE PLANT:										
213										
214 Held for Fut. Use - Alloc.	\$0	---	\$0	\$0	\$0	\$0	\$0	\$0	\$0	O.K.
215 Held for Fut. Use - Direct	0	---	0	0	0	0	0	0	0	O.K.
216 TPUC, Short-term - Alloc.	61,897	H35	46,294	0	15,603	0	0	15,603	0	O.K.
217 TPUC, Short-term - Direct	0	V124	0	0	0	0	0	0	0	O.K.
218 TPUC, Long-term - Alloc.	0	H35	0	0	0	0	0	0	0	O.K.
219 TPUC, Long-term - Direct	0	V126	0	0	0	0	0	0	0	O.K.
220 Tele. Plt. Adjust. - Alloc.	0	H35	0	0	0	0	0	0	0	O.K.
221 Tele. Plt. Adjust. - Direct	0	V104	0	0	0	0	0	0	0	O.K.
222										
223 Total Other Telephone Plant	\$61,897		\$46,294	\$0	\$15,603	\$0	\$0	\$15,603	0	O.K.

Roberts County Telephone & RC Communications

***** FCC PART 36 ***** Reserves and Deferrals	TOTAL COMPANY	Source/ Allocator	Interstate and Other	Intrastate				TOTAL INTRASTATE		
				Message Telephone Service		Private Line				
				InterLATA	IntraLATA	InterLATA	IntraLATA			
(A)	(B)	(C)	(D)	(E)	(F)	(G)	(H)	(I)		
13 ACCUM. DEPRECIATION, TPIS:										
14										
15 Support Assets	\$553,294	H13	\$414,127	\$0	\$139,167	\$0	\$0	\$139,167	O.K.	
16 COE Switching	1,502,308	H19	1,158,859	0	343,449	0	0	343,449	O.K.	
17 COE Operator	0	H16	0	0	0	0	0	0	O.K.	
18 COE Transmission	1,184,967	H20	853,729	0	331,238	0	0	331,238	O.K.	
19 IOT Equipment	0	H25	0	0	0	0	0	0	O.K.	
20 Cable and Wire Facilities	3,636,189	H31	2,733,185	0	903,004	0	0	903,004	O.K.	
21 Other Plant	0	V135	0	0	0	0	0	0	O.K.	
22										
23 Total Accum. Depr., TPIS	\$6,876,758		\$5,159,900	\$0	\$1,716,858	\$0	\$0	\$1,716,858	O.K.	
24										
25 ACCUM. AMORTIZATION:										
26										
27 Accum. Depreciation, PHFU	\$0	H38	\$0	\$0	\$0	\$0	\$0	\$0	O.K.	
28 Accum. Amort., Tangible Inv.	0	H40	0	0	0	0	0	0	O.K.	
29 Accum. Amort., Intang. Inv.	1,544	H41	279	0	1,265	0	0	1,265	O.K.	
30 Accum. Amort., Other	0	V138	0	0	0	0	0	0	O.K.	
31										
32 Tot. Accum. Amortization	\$1,544		\$279	\$0	\$1,265	\$0	\$0	\$1,265	O.K.	
33										
34 Total Accum. Depr./Amort.	\$6,878,302		\$5,160,179	\$0	\$1,718,123	\$0	\$0	\$1,718,123	O.K.	
35										
36										
37 ACCUM. DEF. INC. TAXES, NET:										
38										
39 Support Assets	9,135	H13	\$6,837	\$0	\$2,298	\$0	\$0	\$2,298	O.K.	
40 COE Switching	47,580	H19	36,703	0	10,877	0	0	10,877	O.K.	
41 COE Operator	0	H16	0	0	0	0	0	0	O.K.	
42 COE Transmission	15,074	H20	10,860	0	4,214	0	0	4,214	O.K.	
43 IOT Equipment	0	H25	0	0	0	0	0	0	O.K.	
44 Cable and Wire Fac.	93,275	H31	70,111	0	23,164	0	0	23,164	O.K.	
45 Unclassified	0	V145	0	0	0	0	0	0	O.K.	
46										
47 Total Accum. Def. Inc. Taxes	\$165,064		\$124,511	\$0	\$40,553	\$0	\$0	\$40,553	O.K.	

Roberts County Telephone & RC Communications

***** FCC PART 36 ***** Functional Distribution of Selected Investments	Private Line								Other	
	TOTAL COMPANY	Joint Use Message	Interstate		Intrastate		Extended Area Service			
			InterLATA	IntraLATA	InterLATA	IntraLATA				
(A)	(B)	(C)	(D)	(E)	(F)	(G)	(H)	(I)		
13 TRANS. CCT EQUIPMENT:										
14 Working Loops	2,221	2,178	0	0	0	0	0	43	O.K.	
15 Avg. Cost per Loop	754.36	754.36	754.36	754.36	754.36	754.36	754.36	754.36		
16										
17 CAT 4.13 Exch Ln. Invest.	\$1,675,430	\$1,642,993	\$0	\$0	\$0	\$0	\$0	\$32,437		
18										
19										
20										
21 Circuit Terminations	438	428	0	0	0	0	0	10	O.K.	
22 Avg. Cost per Termination	2,665.68	2,665.68	2,665.68	2,665.68	2,665.68	2,665.68	2,665.68	2,665.68		
23										
24 CAT 4.23 Other IX	\$1,167,568	\$1,140,911	\$0	\$0	\$0	\$0	\$0	\$26,657		
25										
26										
27 C&WF INVESTMENT:										
28										
29 Working Loops	2,221	2,178	0	0	0	0	0	43		
30 Loops Factor	1.000000	0.980639	0.000000	0.000000	0.000000	0.000000	0.000000	0.019361		
31 CAT 1 Exchange C&WF	\$8,623,674	\$8,456,714	\$0	\$0	\$0	\$0	\$0	\$166,960	O.K.	
32										
33										
34 Equivalent IX Circuit Miles	74,841	73,089	0	0	0	0	0	1,752	O.K.	
35 IX Cct. Miles Factor	1.000000	0.976584	0.000000	0.000000	0.000000	0.000000	0.000000	0.023416		
36 CAT 3 Interexch. C&WF	\$778,425	\$760,198	\$0	\$0	\$0	\$0	\$0	\$18,227		

	Intrastate										TOTAL INTRASTATE (I)
	Message Telephone Service					Private Line					
(A)	TOTAL COMPANY (B)	Source/ Allocator (C)	Interstate and Other (D)	InterLATA (E)	IntraLATA (F)	InterLATA (G)	IntraLATA (H)	InterLATA (I)	IntraLATA (J)	TOTAL (K)	
13 ***** FCC PART 36 ***** Physical Allocation Factors											
14 Subscriber Plant Fact. (SPF)	1.000000	SPF	0.750000	0.000000	0.250000	0.000000	0.000000	0.000000	0.000000	0.250000 O.K.	
15 Dial Equipment Minutes (DEM)	1.000000	DEM	0.801844	0.000000	0.198156	0.000000	0.000000	0.000000	0.000000	0.198156 O.K.	
16 Conversation Minute-Miles	1.000000	CMM	0.619888	0.000000	0.380112	0.000000	0.000000	0.000000	0.000000	0.380112 O.K.	
17 Conversation Minutes	1.000000	CM	0.609003	0.000000	0.390997	0.000000	0.000000	0.000000	0.000000	0.390997 O.K.	
18 Subscriber Minutes (SLU)	1.000000	SLU	0.900922	0.000000	0.099078	0.000000	0.000000	0.000000	0.000000	0.099078 O.K.	
19											
20 TSPS Processor Time	0.000000	TSP	0.000000	0.000000	0.000000	0.000000	0.000000	0.000000	0.000000	0.000000 O.K.	
21 Wid. Stand. Work Sec., Toll	0.000000	WST	0.000000	0.000000	0.000000	0.000000	0.000000	0.000000	0.000000	0.000000 O.K.	
22 Wid. Stand. Work Sec., Aux.	0.000000	WSA	0.000000	0.000000	0.000000	0.000000	0.000000	0.000000	0.000000	0.000000 O.K.	
23 Wid. Stand. Work Sec., Comb.	0.000000	WSC	0.000000	0.000000	0.000000	0.000000	0.000000	0.000000	0.000000	0.000000 O.K.	
24											
25 COE CAT 2 Minutes	1.000000	CT2	0.579120	0.000000	0.420880	0.000000	0.000000	0.000000	0.000000	0.420880 O.K.	
26											
27 Exchange Trunk Minutes	1.000000	ETM	1.000000	0.000000	0.000000	0.000000	0.000000	0.000000	0.000000	0.000000 O.K.	
28 MOU-Mi., Host/Remote	1.000000	HRM	0.871843	0.000000	0.128157	0.000000	0.000000	0.000000	0.000000	0.128157 O.K.	
29											
30 C&WF CAT 4, WATS	0.000000	CT4	0.000000	0.000000	0.000000	0.000000	0.000000	0.000000	0.000000	0.000000 O.K.	
31											
32 Equal Access MOU	0.000000	EAM	0.000000	0.000000	0.000000	0.000000	0.000000	0.000000	0.000000	0.000000 O.K.	
33											
34 Current Billings	1.000000	CB	0.795487	0.000000	0.204513	0.000000	0.000000	0.000000	0.000000	0.204513 O.K.	
35 EU Presubscription Factor	1.000000	EPRE	1.000000	0.000000	0.000000	0.000000	0.000000	0.000000	0.000000	0.000000 O.K.	
36 EU MTS & WATS Factor	1.000000	EMTS	0.903199	0.000000	0.096801	0.000000	0.000000	0.000000	0.000000	0.096801 O.K.	
37											
38 EU Access, P/L and All Other Factor	0.000000	EPLO	0.000000	0.000000	0.000000	0.000000	0.000000	0.000000	0.000000	0.000000 O.K.	
39 IX Special Access Factor	0.000000	ISPA	0.000000	0.000000	0.000000	0.000000	0.000000	0.000000	0.000000	0.000000 O.K.	
40 IX Switched Access Factor	1.000000	ISWA	0.638453	0.000000	0.361547	0.000000	0.000000	0.000000	0.000000	0.361547 O.K.	
41 IX Billing & Collection Services Facto	0.000000	IBC	0.000000	0.000000	0.000000	0.000000	0.000000	0.000000	0.000000	0.000000 O.K.	
42 Coin Revenue Percent	0.000000	CR	0.000000	0.000000	0.000000	0.000000	0.000000	0.000000	0.000000	0.000000 O.K.	
43 Relative Toll/Local Msgs.	1.000000	TLM	0.316361	0.000000	0.683639	0.000000	0.000000	0.000000	0.000000	0.683639 O.K.	
44 Relative Users Percent	1.000000	RUP	0.850000	0.000000	0.150000	0.000000	0.000000	0.000000	0.000000	0.150000 O.K.	
45 CABS Percent	1.000000	CAB	0.500000	0.000000	0.500000	0.000000	0.000000	0.000000	0.000000	0.500000 O.K.	
46 Foreign Directories Percent	0.000000	FD	0.000000	0.000000	0.000000	0.000000	0.000000	0.000000	0.000000	0.000000 O.K.	

Roberts County Telephone & RC Communications

Intrastate

***** FCC PART 36 ***** Internal Allocation Factors	TOTAL COMPANY	Source/ Allocator	Interstate and Other	Message Telephone Service		Private Line		TOTAL INTRASTATE	
				InterLATA	IntraLATA	InterLATA	IntraLATA		
(A)	(B)	(C)	(D)	(E)	(F)	(G)	(H)	(I)	
13 Support Assets	1.000000	D31	0.748475	0.000000	0.251525	0.000000	0.000000	0.251525	O.K.
14 Land and Support Assets	1.000000	D33	0.748475	0.000000	0.251525	0.000000	0.000000	0.251525	O.K.
15									
16 COE Operator	0.000000	D43	0.000000	0.000000	0.000000	0.000000	0.000000	0.000000	O.K.
17 COE Tandem Switching	1.000000	D49	0.579120	0.000000	0.420880	0.000000	0.000000	0.420880	O.K.
18 COE Local Switching	1.000000	D66	0.801844	0.000000	0.198156	0.000000	0.000000	0.198156	O.K.
19 COE Total Switching	1.000000	D68	0.771386	0.000000	0.228614	0.000000	0.000000	0.228614	O.K.
20 COE Transmission	1.000000	D85	0.720467	0.000000	0.279533	0.000000	0.000000	0.279533	O.K.
21 Total COE	1.000000	C19	0.742916	0.000000	0.257084	0.000000	0.000000	0.257084	O.K.
22									
23 Info. Orig./Term. CAT 1	0.000000	D90	0.000000	0.000000	0.000000	0.000000	0.000000	0.000000	O.K.
24 Info. Orig./Term. CAT 2	0.000000	D92	0.000000	0.000000	0.000000	0.000000	0.000000	0.000000	O.K.
25 Total IOT	0.000000	D94	0.000000	0.000000	0.000000	0.000000	0.000000	0.000000	O.K.
26									
27 C&WF CAT 1	1.000000	D118	0.754840	0.000000	0.245160	0.000000	0.000000	0.245160	O.K.
28 C&WF CAT 2	1.000000	D120	1.000000	0.000000	0.000000	0.000000	0.000000	0.000000	O.K.
29 C&WF CAT 3	1.000000	D129	0.628789	0.000000	0.371211	0.000000	0.000000	0.371211	O.K.
30 C&WF CAT 4	1.000000	D135	0.871843	0.000000	0.128157	0.000000	0.000000	0.128157	O.K.
31 Total C&WF	1.000000	D137	0.751662	0.000000	0.248338	0.000000	0.000000	0.248338	O.K.
32									
33 Total Equipment	1.000000	C23	0.748475	0.000000	0.251525	0.000000	0.000000	0.251525	O.K.
34									
35 TPIS	1.000000	C32	0.747912	0.000000	0.252088	0.000000	0.000000	0.252088	O.K.
36 TPIS, excl. Acct. No. 2690	1.000000	D189	0.748475	0.000000	0.251525	0.000000	0.000000	0.251525	O.K.
37									
38 Plt. Held, Fut. Use	0.000000	D215	0.000000	0.000000	0.000000	0.000000	0.000000	0.000000	O.K.
39									
40 Total Tangible Assets	0.000000	C25	0.000000	0.000000	0.000000	0.000000	0.000000	0.000000	O.K.
41 Total Intangible Assets	1.000000	C29	0.180790	0.000000	0.819210	0.000000	0.000000	0.819210	O.K.
42									
43 Long-term PUC	0.000000	C36	0.000000	0.000000	0.000000	0.000000	0.000000	0.000000	O.K.
44 Net Telephone Plant	1.000000	C61	0.745710	0.000000	0.254290	0.000000	0.000000	0.254290	O.K.
45 Total Net Investment	1.000000	C68	0.745640	0.000000	0.254360	0.000000	0.000000	0.254360	O.K.
46 Capital Leases	0.000000	D173	0.000000	0.000000	0.000000	0.000000	0.000000	0.000000	O.K.
47									
48 Tot. Bus. Ofc., Cust. Serv.	1.000000	I141	0.819322	0.000000	0.180678	0.000000	0.000000	0.180678	O.K.
49									
50 Total "BIG THREE" Expenses	1.000000	I170	0.733874	0.000000	0.266126	0.000000	0.000000	0.266126	O.K.
51									
52 Corporate Operations Expense	1.000000	I185	0.702189	0.000000	0.297811	0.000000	0.000000	0.297811	O.K.

Roberts County Telephone & RC Communications

***** FCC PART 36 ***** Operating Expenses and Taxes	TOTAL COMPANY	Source/ Allocator	Interstate and Other	Intrastate				TOTAL INTRASTATE		
				Message Telephone Service		Private Line				
				InterLATA	IntraLATA	InterLATA	IntraLATA			
(A)	(B)	(C)	(D)	(E)	(F)	(G)	(H)	(I)		
13 PLANT SPEC. OPER. EXPENSE:										
14										
15 Network Support, Alloc.	\$655	H14	\$490	\$0	\$165	\$0	\$0	\$165	O.K.	
16 Network Support, Direct	0	V149	0	0	0	0	0	0	O.K.	
17										
18 Total Network Support Exp.	\$655		\$490	\$0	\$165	\$0	\$0	\$165	O.K.	
19										
20 General Support, Alloc.	\$37,183	H14	\$27,831	\$0	\$9,352	\$0	\$0	\$9,352	O.K.	
21 General Support, Direct	0	V151	0	0	0	0	0	0	O.K.	
22										
23 Total General Support Exp.	\$37,183		\$27,831	\$0	\$9,352	\$0	\$0	\$9,352	O.K.	
24										
25 Central Office Eq., Alloc.	\$208,594	H21	\$154,968	\$0	\$53,626	\$0	\$0	\$53,626	O.K.	
26 Central Office Eq., Direct	0	V153	0	0	0	0	0	0	O.K.	
27										
28 Total COE Exp.	\$208,594		\$154,968	\$0	\$53,626	\$0	\$0	\$53,626	O.K.	
29										
30 Cust. Premises Equip.	\$0	H24	\$0	\$0	\$0	\$0	\$0	\$0	O.K.	
31 Coinless Pay Phone	0	G18	0	0	0	0	0	0	O.K.	
32 Other IOT	0	H23	0	0	0	0	0	0	O.K.	
33 IOT Direct	0	V157	0	0	0	0	0	0	O.K.	
34										
35 Total IOT Exp.	\$0		\$0	\$0	\$0	\$0	\$0	\$0	O.K.	
36										
37 Cable & Wire, Alloc.	\$125,530	H31	\$94,356	\$0	\$31,174	\$0	\$0	\$31,174	O.K.	
38 Cable & Wire, Direct	190,800	V159	119,973	0	70,827	0	0	70,827	O.K.	
39										
40 Total C&WF Exp.	\$316,330		\$214,329	\$0	\$102,001	\$0	\$0	\$102,001	O.K.	
41										
42 TOTAL PLT. SPEC. OPER. EXP.	\$562,762		\$397,618	\$0	\$165,144	\$0	\$0	\$165,144	O.K.	
43										
44 TOTAL PLT. SPEC., ex SUPPORT	\$524,924		\$369,297	\$0	\$155,627	\$0	\$0	\$155,627	O.K.	

Roberts County Telephone & RC Communications

Intrastate

***** FCC PART 36 ***** Operating Expenses and Taxes	TOTAL COMPANY	Source/ Allocator	Interstate and Other	Message Telephone Service		Private Line		TOTAL INTRASTATE	
				InterLATA	IntraLATA	InterLATA	IntraLATA		
				(E)	(F)	(G)	(H)		
(A)	(B)	(C)	(D)	(E)	(F)	(G)	(H)	(I)	
58 NON-SPECIFIC OPER. EXP.:									
59									
60 Oth. Plt. and Equip., Alloc.	\$116	H36	\$87	\$0	\$29	\$0	\$0	\$29	O.K.
61 Oth. Plt. and Equip., Direct	0	V177	0	0	0	0	0	0	O.K.
62									
63 Total Oth. Plt. & Equip.	\$116		\$87	\$0	\$29	\$0	\$0	\$29	O.K.
64									
65 Network Operations, Alloc.	\$78,390	H33	\$58,673	\$0	\$19,717	\$0	\$0	\$19,717	O.K.
66 Network Operations, Direct	0	V179	0	0	0	0	0	0	O.K.
67									
68 Total Network Oper. Exp.	\$78,390		\$58,673	\$0	\$19,717	\$0	\$0	\$19,717	O.K.
69									
70 Total Access Expenses	\$0	V180	\$0	\$0	\$0	\$0	\$0	\$0	O.K.
71									
72 Depr., Support Assets	\$85,864	H13	\$64,267	\$0	\$21,597	\$0	\$0	\$21,597	O.K.
73 Depr., COE Switching	303,251	H19	233,923	0	69,328	0	0	69,328	O.K.
74 Depr., COE Operator	0	H16	0	0	0	0	0	0	O.K.
75 Depr., COE Transmission	215,223	H20	155,061	0	60,162	0	0	60,162	O.K.
76 Depr., IOT Equipment	0	H25	0	0	0	0	0	0	O.K.
77 Depr., C&W Facilities	361,990	H31	272,094	0	89,896	0	0	89,896	O.K.
78 Depr., PHFU	0	H38	0	0	0	0	0	0	O.K.
79									
80 Total Depreciation Expense	\$966,328		\$725,346	\$0	\$240,982	\$0	\$0	\$240,982	O.K.
81									
82 Amort., Tangible Assets	\$0	H40	\$0	\$0	\$0	\$0	\$0	\$0	O.K.
83 Amort., Intangible Assets	141	H41	25	0	116	0	0	116	O.K.
84 Other Amortization	0	V189	0	0	0	0	0	0	O.K.
85 Direct Assigned Amort.	0	V190	0	0	0	0	0	0	O.K.
86									
87 Total Amortization Exp.	\$141		\$25	\$0	\$116	\$0	\$0	\$116	O.K.
88									
89 Total Depr. and Amort.	\$966,469		\$725,371	\$0	\$241,098	\$0	\$0	\$241,098	O.K.
90									
91 TOTAL NON-SPEC. OPER. EXP.	\$1,044,975		\$784,131	\$0	\$260,844	\$0	\$0	\$260,844	O.K.

Roberts County Telephone & RC Communications

***** FCC PART 36 ***** Operating Expenses and Taxes	TOTAL COMPANY	Source/ Allocator	Interstate and Other	Intrastate				TOTAL INTRASTATE		
				Message Telephone Service		Private Line				
				InterLATA	IntraLATA	InterLATA	IntraLATA			
(A)	(B)	(C)	(D)	(E)	(F)	(G)	(H)	(I)		
105 CUSTOMER OPERATIONS EXPENSE:										
106										
107 Marketing, Allocable	\$24,708	G35	\$19,655	\$0	\$5,053	\$0	\$0	\$5,053	O.K.	
108 Marketing, Direct	0	V192	0	0	0	0	0	0	O.K.	
109										
110 Total Marketing Expense	\$24,708		\$19,655	\$0	\$5,053	\$0	\$0	\$5,053	O.K.	
111										
112 Operator Service, Alloc.	\$0	G24	\$0	\$0	\$0	\$0	\$0	\$0	O.K.	
113 Operator Service, Direct	0	V194	0	0	0	0	0	0	O.K.	
114										
115 Total Operator Service	\$0		\$0	\$0	\$0	\$0	\$0	\$0	O.K.	
116										
117 Classified Directory	\$0	V195	\$0	\$0	\$0	\$0	\$0	\$0	O.K.	
118 Alphabetical Directory	19,833	G19	17,868	0	1,965	0	0	1,965	O.K.	
119 Foreign Directory	0	G46	0	0	0	0	0	0	O.K.	
120										
121 Total Directory	\$19,833		\$17,868	\$0	\$1,965	\$0	\$0	\$1,965	O.K.	
122										
123 Bus. Ofc., EU Presubscription	\$10,984	G36	\$10,984	\$0	\$0	\$0	\$0	\$0	O.K.	
124 Bus. Ofc., EU MTS & WATS	22,071	G37	19,935	0	2,136	0	0	2,136	O.K.	
125 Bus. Ofc., EU Access, P/L & all Othe	0	G38	0	0	0	0	0	0	O.K.	
126 Bus. Ofc., IXC Special Access	0	G39	0	0	0	0	0	0	O.K.	
127 Bus. Ofc., IXC Switched Access	1,076	G40	687	0	389	0	0	389	O.K.	
128 Bus. Ofc., IXC B & C Services	0	G41	0	0	0	0	0	0	O.K.	
129 Coin Collect & Admin.	0	G42	0	0	0	0	0	0	O.K.	
130										
131 Total Business Office	\$34,131		\$31,605	\$0	\$2,526	\$0	\$0	\$2,526	O.K.	
132										
133 Cust. Svc., Direct	\$0	V205	\$0	\$0	\$0	\$0	\$0	\$0	O.K.	
134 Cust. Serv., Msg. Process	0	G43	0	0	0	0	0	0	O.K.	
135 Cust. Serv., Other B&C	53,402	G44	45,392	0	8,010	0	0	8,010	O.K.	
136 Cust. Serv., CABS	18,124	G45	9,062	0	9,062	0	0	9,062	O.K.	
137 Cust. Serv., EU Common Line	2,811	V209	2,811	0	0	0	0	0	O.K.	
138										
139 Total Customer Service	\$74,337		\$57,265	\$0	\$17,072	\$0	\$0	\$17,072	O.K.	
140										
141 Total Bus. Ofc., Cust. Serv.	\$108,468		\$88,870	\$0	\$19,598	\$0	\$0	\$19,598	O.K.	
142										

Roberts County Telephone & RC Communications

										Intrastate																	
										Message Telephone Service		Private Line															
										InterLATA		IntraLATA		TOTAL INTRASTATE													
										(E)		(F)		(G)		(H)		(I)									
										(A)		(B)		(C)		(D)		(E)		(F)		(G)		(H)		(I)	
										***** FCC PART 36 *****		TOTAL COMPANY		Source/ Allocator		Interstate and Other		InterLATA		IntraLATA		InterLATA		IntraLATA		TOTAL INTRASTATE	
										Operating Expenses and Taxes		(B)		(C)		(D)		(E)		(F)		(G)		(H)		(I)	
156	Other Cust. Serv., Alloc.		\$7,706	H48	\$6,314	\$0	\$1,392	\$0	\$0	\$1,392	O.K.																
157	Other Cust. Serv., Direct		91	V211	91	0	0	0	0	0	O.K.																
158																											
159	Total Other Cust. Serv.		\$7,797		\$6,405	\$0	\$1,392	\$0	\$0	\$1,392	O.K.																
160																											
161	TOTAL CUSTOMER OPER. EXP.		\$160,806		\$132,798	\$0	\$28,008	\$0	\$0	\$28,008	O.K.																
162																											
163																											
164	"BIG-THREE" EXPENSES:																										
165																											
166	Total Plt. Spec., ex Support		\$524,924	44	\$369,297	\$0	\$155,627	\$0	\$0	\$155,627	O.K.																
167	Total Network Oper. Exp.		78,390	68	58,673	0	19,717	0	0	19,717	O.K.																
168	Total Customer Operations		160,806	161	132,798	0	28,008	0	0	28,008	O.K.																
169																											
170	TOTAL "BIG THREE" EXPENSES		\$764,120		\$560,768	\$0	\$203,352	\$0	\$0	\$203,352	O.K.																
171																											
172																											
173	CORPORATE OPERATIONS EXPENSE:																										
174																											
175	Exec. and Planning, Alloc.		\$127,203	H50	\$93,351	\$0	\$33,852	\$0	\$0	\$33,852	O.K.																
176	Exec. and Planning, Direct		0	V213	0	0	0	0	0	0	O.K.																
177																											
178	Total Exec. and Planning		\$127,203		\$93,351	\$0	\$33,852	\$0	\$0	\$33,852	O.K.																
179																											
180	Admin. & General, Allocable		\$385,404	H50	\$282,838	\$0	\$102,566	\$0	\$0	\$102,566	O.K.																
181	Admin. & General, Direct		23,130	V231	0	0	23,130	0	0	23,130	O.K.																
182																											
183	Total Admin. and Gen.		\$408,534		\$282,838	\$0	\$125,696	\$0	\$0	\$125,696	O.K.																
184																											
185	TOTAL CORPORATE OPERATIONS		\$535,737		\$376,189	\$0	\$159,548	\$0	\$0	\$159,548	O.K.																
186																											
187																											
188	NON-INCOME TAXES:																										
189																											
190	Non-income Taxes, Allocable		\$704	H36	\$527	\$0	\$177	\$0	\$0	\$177	O.K.																
191	Non-income Taxes, Direct		0	V233	0	0	0	0	0	0	O.K.																
192																											
193	Total Non-income Taxes		\$704		\$527	\$0	\$177	\$0	\$0	\$177	O.K.																
194																											
195																											
196	TOTAL OPER. EXP. AND TAXES		\$2,304,984		\$1,691,262	\$0	\$613,722	\$0	\$0	\$613,722	O.K.																

Roberts County Telephone & RC Communications

***** FCC PART 69 ***** IntraLATA Revenue Requirement Summary		Part 36 IntraLATA Total	Source	Common Line	Local Switching	Information	Common Transport	Billing and Collection	Other	
(A)	(B)	(C)	(D)	(E)	(F)	(G)	(H)	(I)		
13	Net Investment	\$2,535,554	K52	\$1,655,836	\$216,495	\$0	\$663,223	\$0	\$0	O.K.
14	Rate of Return	10.00%	B19	10.00%	10.00%	10.00%	10.00%	10.00%	10.00%	O.K.
15										
16	Return on Rate Base	\$253,555		\$165,584	\$21,650	\$0	\$66,322	\$0	\$0	O.K.
17										
18	AFUDC	0	N37	0	0	0	0	0	0	O.K.
19	ITC Amortization	0	N37	0	0	0	0	0	0	O.K.
20	Other Return Adjustments	0	Direct	0	0	0	0	0	0	O.K.
21										
22	Net Return	\$253,555		\$165,584	\$21,650	\$0	\$66,322	\$0	\$0	O.K.
23										
24	Interest Expense	127,441	N67	83,225	10,881	0	33,335	0	0	O.K.
25	Capitalized Payroll Taxes	0	N37	0	0	0	0	0	0	O.K.
26	Depreciation Adjustment	0	N37	0	0	0	0	0	0	O.K.
27	Other Income Adjustments	0	Direct	0	0	0	0	0	0	O.K.
28										
29	After Tax Income	\$126,114		\$82,359	\$10,768	\$0	\$32,988	\$0	\$0	O.K.
30										
31	State Income Taxes	\$0	29	0	0	0	0	0	0	O.K.
32	Federal Income Taxes	64,968	29	42,427	5,547	0	16,994	0	0	O.K.
33	Operating Expenses and Taxes	613,722	O195	218,674	98,972	3,672	274,681	17,724	0	O.K.
34	Uncollectibles	527	Direct	246	73	2	206	0	0	O.K.
35	Other Revenue Adjustments	(29,816)	Direct	(9,210)	(14,223)	0	(6,383)	0	0	O.K.
36										
37	Basis for Gross Receipts Tax	932,245	16+31+32+33	426,685	126,169	3,672	357,996	17,724	0	O.K.
38										
39										
40	Gross Receipts Tax	28,848	37	13,204	3,904	114	11,078	548	0	O.K.
41										
42										
43	TOTAL REVENUE REQUIREMENT	\$931,804		\$430,925	\$115,922	\$3,788	\$362,898	\$18,272	\$0	O.K.
44										

Roberts County Telephone & RC Communications

***** FCC PART 69 ***** IntraLATA Investment Summary		Part 36 IntraLATA Total	Source	Common Line	Local Switching	Information	Common Transport	Billing and Collection	Other	
(A)	(B)	(C)	(D)	(E)	(F)	(G)	(H)	(I)		
13 Land and Support Assets	\$347,846	L25	\$81,346	\$83,765	\$0	\$182,736	\$0	\$0	O.K.	
14										
15 Central Office Equipment	\$1,441,811	L70	\$410,748	\$422,965	\$0	\$608,098	\$0	\$0	O.K.	
16 Info. Term./Orig. Equipment	0	L78	0	0	0	0	0	0	O.K.	
17 Cable and Wire Facilities	2,428,791	L117	2,114,179	0	0	314,613	0	0	O.K.	
18										
19 Total COE, IOT, C&WF	\$3,870,603		\$2,524,927	\$422,965	\$0	\$922,711	\$0	\$0	O.K.	
20										
21 Total Tangible Assets	\$0	L141	\$0	\$0	\$0	\$0	\$0	\$0	O.K.	
22										
23 Total Tele. Plt. ex Intang.	\$4,218,449		\$2,606,272	\$506,730	\$0	\$1,105,446	\$0	\$0	O.K.	
24 Total Intangible Assets	13,621	L144	8,415	1,636	0	3,569	0	0	O.K.	
25										
26 Total Plant In Service	\$4,232,070		\$2,614,688	\$508,367	\$0	\$1,109,016	\$0	\$0	O.K.	
27 Total Plt. Held Future Use	0	L147	0	0	0	0	0	0	O.K.	
28 Total ST PUC	15,603	L163	9,640	1,874	0	4,089	0	0	O.K.	
29 Total LT PUC	0	L164	0	0	0	0	0	0	O.K.	
30 Total Tel. Plt. Adjust.	0	L169	0	0	0	0	0	0	O.K.	
31										
32 TOTAL TELEPHONE PLANT	\$4,247,674		\$2,624,328	\$510,241	\$0	\$1,113,105	\$0	\$0	O.K.	
33										
34 less:										
35 Accum. Depr., Plt. in Serv.	1,716,858	M23	973,799	290,494	0	452,565	0	0	O.K.	
36 Accum. Depr. PHFU	0	M27	0	0	0	0	0	0	O.K.	
37 Accum. Amort. Tangible Plt.	0	M28	0	0	0	0	0	0	O.K.	
38 Accum. Amort. Intangibles	1,265	M29	781	152	0	331	0	0	O.K.	
39 Accum. Amort. Other	0	M30	0	0	0	0	0	0	O.K.	
40 Accum. Def. Inc. Taxes, Net	40,553	M47	22,675	8,692	0	9,185	0	0	O.K.	
41										
42 plus:										
43 Other Assets	0	Direct	0	0	0	0	0	0	O.K.	
44										
45 NET TELEPHONE PLANT	\$2,488,998		\$1,627,072	\$210,903	\$0	\$651,023	\$0	\$0	O.K.	
46 plus:										
47 Class B RTB Stock	0	L171	0	0	0	0	0	0	O.K.	
48 Materials and Supplies	26,013	L173	16,071	3,125	0	6,817	0	0	O.K.	
49 Cash Working Capital	20,543	L175	12,692	2,468	0	5,383	0	0	O.K.	
50 Equal Access Investment	0	L177	0	0	0	0	0	0	O.K.	
51										
52 NET INVESTMENT	\$2,535,554		\$1,655,836	\$216,495	\$0	\$663,223	\$0	\$0	O.K.	
53										

Roberts County Telephone & RC Communications

***** FCC PART 69 ***** IntraLATA Investment Detail		Part 36 IntraLATA Total	Source or Apportion	Common Line	Local Switching	Information	Common Transport	Billing and Collection	Other	
(A)	(B)	(C)	(D)	(E)	(F)	(G)	(H)	(I)		
13	LAND AND SUPPORT ASSETS:									
14										
15	Land Assets, Message	\$0	N28	0	0	0	0	0	0	O.K.
16	Land Assets, Private Line	0	N28	0	0	0	0	0	0	O.K.
17										
18	Total Land Assets	\$0		\$0	\$0	\$0	\$0	\$0	\$0	O.K.
19										
20	Support Assets, Message	\$347,846	N28	\$81,346	\$83,765	\$0	\$182,736	\$0	\$0	O.K.
21	Support Assets, Private Line	0	N28	0	0	0	0	0	0	O.K.
22										
23	Total Support Assets	\$347,846		\$81,346	\$83,765	\$0	\$182,736	\$0	\$0	O.K.
24										
25	Total Land and Supp. Assets	\$347,846		\$81,346	\$83,765	\$0	\$182,736	\$0	\$0	O.K.
26										
27	CENTRAL OFFICE EQUIPMENT:									
28										
29	Operator Sys., DA	\$0	(F)	0	0	0	0	0	0	O.K.
30	Operator Sys., Other	0	(I)	0	0	0	0	0	0	O.K.
31										
32	Total Operator Systems	\$0		\$0	\$0	\$0	\$0	\$0	\$0	O.K.
33										
34	Tandem Switching	\$142,318	(G)	\$0	\$0	\$0	\$142,318	\$0	\$0	O.K.
35	Tandem Assigned	0	Direct	0	0	0	0	0	0	O.K.
36										
37	Total Tandem Switching	\$142,318		\$0	\$0	\$0	\$142,318	\$0	\$0	O.K.
38										
39	Local Switching	\$422,965	(E)	\$0	\$422,965	\$0	\$0	\$0	\$0	O.K.
40	Local Assigned	0	Direct	0	0	0	0	0	0	O.K.
41										
42	Total Local Switching	\$422,965		\$0	\$422,965	\$0	\$0	\$0	\$0	O.K.
43										
44	Total Switching	\$565,284		\$0	\$422,965	\$0	\$142,318	\$0	\$0	O.K.

Roberts County Telephone & RC Communications

***** FCC PART 69 ***** IntraLATA Investment Detail		Part 36 IntraLATA Total	Source or Apportion	Common Line	Local Switching	Information	Common Transport	Billing and Collection	Other	
(A)	(B)	(C)	(D)	(E)	(F)	(G)	(H)	(I)		
58	COE Exch. Trunk	\$0	Direct	\$0	\$0	\$0	\$0	\$0	\$0	O.K.
59	COE Exch. Line - Message	410,748	(D)	410,748	0	0	0	0	0	O.K.
60	COE Exch. Line - PL etc.	0	(I)	0	0	0	0	0	0	O.K.
61	COE Exch. Line - Assigned	0	Direct	0	0	0	0	0	0	O.K.
62	COE Interexchange, Message	446,093	(G)	0	0	0	446,093	0	0	O.K.
63	COE Interexchange, PL	0	(I)	0	0	0	0	0	0	O.K.
64	COE Interexchange, Assigned	0	(G)	0	0	0	0	0	0	O.K.
65	COE H/R Message	19,687	(G)	0	0	0	19,687	0	0	O.K.
66	COE H/R Assigned	0	Direct	0	0	0	0	0	0	O.K.
67										
68	Total COE Transmission	\$876,528		\$410,748	\$0	\$0	\$465,779	\$0	\$0	O.K.
69										
70	Total Central Office Equip.	\$1,441,811		\$410,748	\$422,965	\$0	\$608,098	\$0	\$0	O.K.
71										
72	IOT EQUIPMENT:									
73										
74	Public Telephone	\$0	N43	\$0	\$0	\$0	\$0	\$0	\$0	O.K.
75	Coinless Pay Phone	0	(D)	0	0	0	0	0	0	O.K.
76	Customer Premises Equipment	0	N60	0	0	0	0	0	0	O.K.
77										
78	Total IOT Equipment	\$0		\$0	\$0	\$0	\$0	\$0	\$0	O.K.
79										
80	CABLE AND WIRE FACILITIES:									
81										
82	Exchange PL and WATS	\$0	(I)	\$0	\$0	\$0	\$0	\$0	\$0	O.K.
83	Exchange Message	2,114,179	(D)	2,114,179	0	0	0	0	0	O.K.
84	Exchange Assigned	0	Direct	0	0	0	0	0	0	O.K.
85										
86	Total Exchange Line C&WF	\$2,114,179		\$2,114,179	\$0	\$0	\$0	\$0	\$0	O.K.
87										
88	Exchange Trunk, Message	\$0	Direct	\$0	\$0	\$0	\$0	\$0	\$0	O.K.
89	Exchange Trunk, PL	0	Direct	0	0	0	0	0	0	O.K.
90										
91	Total Exchange Trunk C&WF	\$0		\$0	\$0	\$0	\$0	\$0	\$0	O.K.
92										
93	Interexchange Message	\$288,960	(G)	\$0	\$0	\$0	\$288,960	\$0	\$0	O.K.
94	Interexchange PL, WATS	0	(I)	0	0	0	0	0	0	O.K.
95	Interexchange Assigned	0	(G)	0	0	0	0	0	0	O.K.
96										
97	Total Interexchange C&WF	\$288,960		\$0	\$0	\$0	\$288,960	\$0	\$0	O.K.

Roberts County Telephone & RC Communications

***** FCC PART 69 ***** IntraLATA Investment Detail		Part 36 IntraLATA Total	Source or Apportion	Common Line	Local Switching	Information	Common Transport	Billing and Collection	Other	
(A)	(B)	(C)	(D)	(E)	(F)	(G)	(H)	(I)		
111	H/R C&WF, Message	\$25,652	(G)	\$0	\$0	\$0	\$25,652	\$0	\$0	O.K.
112	H/R C&WF, WATS	0	(I)	0	0	0	0	0	0	O.K.
113	H/R C&WF, Assigned	0	Direct	0	0	0	0	0	0	O.K.
114										
115	Total Host/Remote C&WF	\$25,652		\$0	\$0	\$0	\$25,652	\$0	\$0	O.K.
116										
117	Total Cable and Wire Facil.	\$2,428,791		\$2,114,179	\$0	\$0	\$314,613	\$0	\$0	O.K.
118										
119	TANGIBLE ASSETS:									
120										
121	Land and Support Leases	\$0	N28	0	0	0	0	0	0	O.K.
122										
123	COE Operator Leases	\$0	32	\$0	\$0	\$0	\$0	\$0	\$0	O.K.
124	COE Tandem Switching Leases	0	34	0	0	0	0	0	0	O.K.
125	COE Local Switching Leases	0	39	0	0	0	0	0	0	O.K.
126	COE Transmission Leases	0	68	0	0	0	0	0	0	O.K.
127										
128	Total COE Leases	\$0		\$0	\$0	\$0	\$0	\$0	\$0	O.K.
129										
130	IOT Equipment Leases	\$0	78	0	0	0	0	0	0	O.K.
131										
132	C&WF Leases	\$0	117	0	0	0	0	0	0	O.K.
133										
134	Total Capital Leases	\$0		\$0	\$0	\$0	\$0	\$0	\$0	O.K.
135										
136	Leasehold Impr., Alloc.	\$0	N37	0	0	0	0	0	0	O.K.
137	Leasehold Impr., Direct	0	Direct	0	0	0	0	0	0	O.K.
138										
139	Total Leasehold Improvementsa	\$0		\$0	\$0	\$0	\$0	\$0	\$0	O.K.
140										
141	Total Tangible Assets	\$0		\$0	\$0	\$0	\$0	\$0	\$0	O.K.
142										
143										
144	TOTAL INTANGIBLE ASSETS	\$13,621	N37	\$8,415	\$1,636	\$0	\$3,569	\$0	\$0	O.K.
145										
146										
147	PROPERTY HELD FOR FUTURE U	\$0	N46	0	0	0	0	0	0	O.K.

Roberts County Telephone & RC Communications

***** FCC PART 69 ***** IntraLATA Investment Detail		Part 36 IntraLATA Total	Source or Apportion	Common Line	Local Switching	Information	Common Transport	Billing and Collection	Other	
(A)	(B)	(C)	(D)	(E)	(F)	(G)	(H)	(I)		
161	PLANT UNDER CONSTRUCTION:									
162										
163	Short-term	\$15,603	N46	\$9,640	\$1,874	\$0	\$4,089	\$0	\$0	O.K.
164	Long-term	0	N46	0	0	0	0	0	0	O.K.
165										
166	Total Plt. Under Const.	\$15,603		\$9,640	\$1,874	\$0	\$4,089	\$0	\$0	O.K.
167										
168										
169	TELEPHONE PLANT ADJUSTMENT	\$0	N46	\$0	\$0	\$0	\$0	\$0	\$0	O.K.
170										
171	CLASS B RTB STOCK	\$0	N37	\$0	\$0	\$0	\$0	\$0	\$0	O.K.
172										
173	MATERIALS AND SUPPLIES	\$26,013	N37	\$16,071	\$3,125	\$0	\$6,817	\$0	\$0	O.K.
174										
175	CASH WORKING CAPITAL	\$20,543	N37	\$12,692	\$2,468	\$0	\$5,383	\$0	\$0	O.K.
176										
177	EQUAL ACCESS INVESTMENT	\$0	Direct	\$0	\$0	\$0	\$0	\$0	\$0	O.K.

Roberts County Telephone & RC Communications

***** FCC PART 69 *****									
IntraLATA Reserves and Deferrals	Part 36 IntraLATA Total	Source or Apportion	Common Line	Local Switching	Information	Common Transport	Billing and Collection	Other	
(A)	(B)	(C)	(D)	(E)	(F)	(G)	(H)	(I)	
13 ACCUM. DEPRECIATION, TPIS:									
14									
15 Support Assets	\$139,167	N28	\$32,545	\$33,513	\$0	\$73,109	\$0	\$0	O.K.
16 COE Switching	343,449	L44	0	256,981	0	86,468	0	0	O.K.
17 COE Operator	0	L32	0	0	0	0	0	0	O.K.
18 COE Transmission	331,238	L68	155,221	0	0	176,017	0	0	O.K.
19 IOT Equipment	0	L78	0	0	0	0	0	0	O.K.
20 Cable and Wire Facilities	903,004	L117	786,033	0	0	116,970	0	0	O.K.
21 Other Plant	0	N37	0	0	0	0	0	0	O.K.
22									
23 Total Accum. Depr., TPIS	\$1,716,858		\$973,799	\$290,494	\$0	\$452,565	\$0	\$0	O.K.
24									
25 ACCUM. AMORTIZATION:									
26									
27 Accum. Depreciation, PHFU	\$0	N37	\$0	\$0	\$0	\$0	\$0	\$0	O.K.
28 Accum. Amort., Tangible Inv.	0	N37	\$0	\$0	\$0	\$0	\$0	\$0	O.K.
29 Accum. Amort., Intang. Inv.	1,265	N37	\$781	\$152	\$0	\$331	\$0	\$0	O.K.
30 Accum. Amort., Other	0	N37	\$0	\$0	\$0	\$0	\$0	\$0	O.K.
31									
32 Tot. Accum. Amortization	\$1,265		\$781	\$152	\$0	\$331	\$0	\$0	O.K.
33									
34 Total Accum. Depr./Amort.	\$1,718,123		\$974,581	\$290,646	\$0	\$452,897	\$0	\$0	O.K.
35									
36									
37 ACCUM. DEF. INC. TAXES, NET:									
38									
39 Support Assets	\$2,298	N28	\$537	\$553	\$0	\$1,207	\$0	\$0	O.K.
40 COE Switching	10,877	L44	0	8,139	0	2,739	0	0	O.K.
41 COE Operator	0	L32	0	0	0	0	0	0	O.K.
42 COE Transmission	4,214	L68	1,975	0	0	2,239	0	0	O.K.
43 IOT Equipment	0	L78	0	0	0	0	0	0	O.K.
44 Cable and Wire Fac.	23,164	L117	20,163	0	0	3,001	0	0	O.K.
45 Unclassified	0	N37	0	0	0	0	0	0	O.K.
46									
47 Total Accum. Def. Inc. Taxes	\$40,553		\$22,675	\$8,692	\$0	\$9,185	\$0	\$0	O.K.

Roberts County Telephone & RC Communications

***** FCC PART 69 ***** Apportionment Factors		Part 36 IntraLATA Total	Source	Common Line	Local Switching	Information	Common Transport	Billing and Collection	Other	
(A)	(B)	(C)	(D)	(E)	(F)	(G)	(H)	(I)		
13	Central Office Equipment	\$1,441,811	L70	\$410,748	\$422,965	\$0	\$608,098	\$0	\$0	O.K.
14	Info. Orig./Term. Eqpt.	0	L78	0	0	0	0	0	0	O.K.
15	C&W Facilities	2,428,791	L117	2,114,179	0	0	314,613	0	0	O.K.
16										
17	Total	\$3,870,603		\$2,524,927	\$422,965	\$0	\$922,711	\$0	\$0	O.K.
18	Factor	1.000000		0.652334	0.109276	0.000000	0.238389	0.000000	0.000000	O.K.
19										
20	Sum: Sw., Trans., Other	\$1,345,676	17	\$0	\$422,965	\$0	\$922,711	\$0	\$0	O.K.
21	Factor	1.000000		0.000000	0.314314	0.000000	0.685686	0.000000	0.000000	O.K.
22										
23	Central Office Equipment	\$1,441,811	L70	\$410,748	\$422,965	\$0	\$608,098	\$0	\$0	O.K.
24	Info. Orig./Term. Eqpt.	0	L78	0	0	0	0	0	0	O.K.
25	C&WF, Excl. Exch. Message	314,613	L117-83	0	0	0	314,613	0	0	O.K.
26										
27	Total	\$1,756,424		\$410,748	\$422,965	\$0	\$922,711	\$0	\$0	O.K.
28	Factor	1.000000		0.233855	0.240811	0.000000	0.525335	0.000000	0.000000	O.K.
29										
30	General Support Facilities	\$347,846	L25	\$81,346	\$83,765	\$0	\$182,736	\$0	\$0	O.K.
31	Central Office Equipment	1,441,811	13	410,748	422,965	0	608,098	0	0	O.K.
32	Info. Orig./Term. Eqpt.	0	14	0	0	0	0	0	0	O.K.
33	C&W Facilities	2,428,791	15	2,114,179	0	0	314,613	0	0	O.K.
34	Equal Access Investment	0	L177	0	0	0	0	0	0	O.K.
35										
36	Total	\$4,218,449		\$2,606,272	\$506,730	\$0	\$1,105,446	\$0	\$0	O.K.
37	Factor	1.000000		0.617827	0.120122	0.000000	0.262050	0.000000	0.000000	O.K.
38										
39	Sum: Com. Ln., Sw., Trans.	\$4,218,449	36	\$2,606,272	\$506,730	\$0	\$1,105,446	\$0	\$0	O.K.
40	Factor	1.000000		0.617827	0.120122	0.000000	0.262050	0.000000	0.000000	O.K.
41										
42	COE Cat. 2 Factor	1.000000	Direct	0.000000	0.000000	0.000000	1.000000	0.000000	0.000000	O.K.
43	IOT Cat. 1 Factor	1.000000	Direct	1.000000	0.000000	0.000000	0.000000	0.000000	0.000000	O.K.
44										
45	Total TPIS	\$4,232,070	K26	\$2,614,688	\$508,367	\$0	\$1,109,016	\$0	\$0	O.K.
46	Factor	1.000000		0.617827	0.120122	0.000000	0.262050	0.000000	0.000000	O.K.

Roberts County Telephone & RC Communications

***** FCC PART 69 ***** Apportionment Factors		Part 36 IntraLATA Total	Source	Common Line	Local Switching	Information	Common Transport	Billing and Collection	Other	
(A)	(B)	(C)	(D)	(E)	(F)	(G)	(H)	(I)		
60 Interstate Equiv. Factor	0.000000	Direct	0.000000	0.000000	0.000000	0.000000	0.000000	0.000000	0.000000	O.K.
61 Wtd. Std. Work Seconds	1.000000	Direct	1.000000	0.000000	0.000000	0.000000	0.000000	0.000000	0.000000	O.K.
62										
63 "BIG THREE" Expenses	\$212,899	O171	\$60,961	\$23,851	\$2,092	\$115,194	\$10,802	\$0	\$0	O.K.
64 Factor	1.000000		0.286336	0.112028	0.009826	0.541072	0.050738	0.000000		0
65										
66 Net Investment	\$2,535,554	J13	\$1,655,836	\$216,495	\$0	\$663,223	\$0	\$0	\$0	O.K.
67 Factor	1.000000		0.653047	0.085384	0.000000	0.261569	0.000000	0.000000	0.000000	O.K.

Roberts County Telephone & RC Communications

***** FCC PART 69 ***** Operating Expenses and Taxes		Part 36 IntraLATA Total	Apportion	Common Line	Local Switching	Information	Common Transport	Billing and Collection	Other	
(A)	(B)	(C)	(D)	(E)	(F)	(G)	(H)	(I)		
13 PLANT SPEC. OPER. EXPENSE:										
14										
15 Network Support, Alloc.	\$165	N37	\$102	\$20	\$0	\$43	\$0	\$0	\$0	O.K.
16 Network Support, Direct	0	Direct	0	0	0	0	0	0	0	O.K.
17										
18 Total Network Support Exp.	\$165		\$102	\$20	\$0	\$43	\$0	\$0	\$0	O.K.
19										
20 General Support, Alloc.	\$9,352	N30	\$2,187	\$2,252	\$0	\$4,913	\$0	\$0	\$0	O.K.
21 General Support, Direct	0	Direct	0	0	0	0	0	0	0	O.K.
22										
23 Total General Support Exp.	\$9,352		\$2,187	\$2,252	\$0	\$4,913	\$0	\$0	\$0	O.K.
24										
25 Central Office Eq., Alloc.	\$53,626	N31	\$15,277	\$15,732	\$0	\$22,617	\$0	\$0	\$0	O.K.
26 Central Office Eq., Direct	0	Direct	0	0	0	0	0	0	0	O.K.
27										
28 Total COE Exp.	\$53,626		\$15,277	\$15,732	\$0	\$22,617	\$0	\$0	\$0	O.K.
29										
30 Cust. Premises Equip.	\$0	L76	\$0	\$0	\$0	\$0	\$0	\$0	\$0	O.K.
31 Other IOT	0	N43	0	0	0	0	0	0	0	O.K.
32 IOT Direct	0	Direct	0	0	0	0	0	0	0	O.K.
33										
34 Total IOT Exp.	\$0		\$0	\$0	\$0	\$0	\$0	\$0	\$0	O.K.
35										
36 Cable & Wire, Alloc.	\$31,174	N33	\$27,136	\$0	\$0	\$4,038	\$0	\$0	\$0	O.K.
37 Cable & Wire, Direct	70,827	Direct	0	0	0	70,827	0	0	0	O.K.
38										
39 Total C&WF Exp.	\$102,001		\$27,136	\$0	\$0	\$74,865	\$0	\$0	\$0	O.K.
40										
41 TOTAL PLT. SPEC. OPER. EXP.	\$165,144		\$44,702	\$18,004	\$0	\$102,439	\$0	\$0	\$0	O.K.
42										
43 TOTAL PLT. SPEC., ex SUPPORT	\$155,627		\$42,413	\$15,732	\$0	\$97,483	\$0	\$0	\$0	O.K.

Roberts County Telephone & RC Communications

***** FCC PART 69 ***** Operating Expenses and Taxes	Part 36 IntraLATA	Apportion	Common	Local	Information	Common	Billing and	Other	
	Total		Line	Switching		Transport	Collection		
(A)	(B)	(C)	(D)	(E)	(F)	(G)	(H)	(I)	
57 NON-SPECIFIC OPER. EXP.:									
58									
59 Oth. Plt. and Equip., Alloc.	\$29	N18	\$19	\$3	\$0	\$7	\$0	\$0	O.K.
60 Oth. Plt. and Equip., Direct	0	Direct	0	0	0	0	0	0	O.K.
61									
62 Total Oth. Plt. & Equip.	\$29		\$19	\$3	\$0	\$7	\$0	\$0	O.K.
63									
64 Network Operations, Alloc.	\$19,717	N18	\$12,862	\$2,155	\$0	\$4,700	\$0	\$0	O.K.
65 Network Operations, Direct	0	Direct	0	0	0	0	0	0	O.K.
66									
67 Total Network Oper. Exp.	\$19,717		\$12,862	\$2,155	\$0	\$4,700	\$0	\$0	O.K.
68									
69 Total Access Expenses	\$0	Direct	\$0	\$0	\$0	\$0	\$0	\$0	O.K.
70									
71 Depr., Support Assets	\$21,597	L23	\$5,051	\$5,201	\$0	\$11,346	\$0	\$0	O.K.
72 Depr., COE Switching	69,328	L44	0	51,873	0	17,454	0	0	O.K.
73 Depr., COE Operator	0	L32	0	0	0	0	0	0	O.K.
74 Depr., COE Transmission	60,162	L68	28,192	0	0	31,970	0	0	O.K.
75 Depr., IOT Equipment	0	L78	0	0	0	0	0	0	O.K.
76 Depr., C&W Facilities	89,896	L117	78,251	0	0	11,645	0	0	O.K.
77 Depr., PHFU	0	L147	0	0	0	0	0	0	O.K.
78									
79 Total Depreciation Expense	\$240,982		\$111,494	\$57,074	\$0	\$72,414	\$0	\$0	O.K.
80									
81 Amort., Tangible Assets	\$0	L141	\$0	\$0	\$0	\$0	\$0	\$0	O.K.
82 Amort., Intangible Assets	116	L144	71	14	0	30	0	0	O.K.
83 Other Amortization	0	Direct	0	0	0	0	0	0	O.K.
84 Direct Assigned Amort.	0	Direct	0	0	0	0	0	0	O.K.
85									
86 Total Amortization Exp.	\$116		\$71	\$14	\$0	\$30	\$0	\$0	O.K.
87									
88 Total Depr. and Amort.	\$241,098		\$111,566	\$57,088	\$0	\$72,444	\$0	\$0	O.K.
89									
90 TOTAL NON-SPEC. OPER. EXP.	\$260,844		\$124,447	\$59,246	\$0	\$77,152	\$0	\$0	O.K.

Roberts County Telephone & RC Communications

***** FCC PART 69 ***** Operating Expenses and Taxes	Part 36 IntraLATA Total	Apportion	Common Line	Local Switching	Information	Common Transport	Billing and Collection	Other	
(A)	(B)	(C)	(D)	(E)	(F)	(G)	(H)	(I)	
104 CUSTOMER OPERATIONS EXPENSE:									
105									
106 Marketing, Allocable	\$5,053	N37	\$3,122	\$607	\$0	\$1,324	\$0	\$0	O.K.
107 Marketing, Direct	0	Direct	0	0	0	0	0	0	O.K.
108									
109 Total Marketing Expense	\$5,053		\$3,122	\$607	\$0	\$1,324	\$0	\$0	O.K.
110									
111 Operator Service, Alloc.	\$0	N61	\$0	\$0	\$0	\$0	\$0	\$0	O.K.
112 Operator Service, Direct	0	Direct	0	0	0	0	0	0	O.K.
113									
114 Total Operator Service	\$0		\$0	\$0	\$0	\$0	\$0	\$0	O.K.
115									
116 Classified Directory	\$0	Direct	\$0	\$0	\$0	\$0	\$0	\$0	O.K.
117 Alphabetical Directory	1,965	(F)	0	0	1,965	0	0	0	O.K.
118 Foreign Directory	0	Direct	0	0	0	0	0	0	O.K.
119									
120 Total Directory	\$1,965		\$0	\$0	\$1,965	\$0	\$0	\$0	O.K.
121									
122 Bus. Ofc., EU Presubscription	0	N40	\$0	\$0	\$0	\$0	\$0	\$0	O.K.
123 Bus. Ofc., Reserved	0	(I)	0	0	0	0	0	0	O.K.
124 Bus. Ofc., EU Access PL & All Other	0	(H)	0	0	0	0	0	0	O.K.
125 Bus. Ofc., EU Message	2,136	(H)	0	0	0	0	2,136	0	O.K.
126 Bus. Ofc., EU Reserved	0	(I)	0	0	0	0	0	0	O.K.
127 Bus. Ofc., IX Special Access	0	(I)	0	0	0	0	0	0	O.K.
128 Bus. Ofc., IX Switched Access	389	N40	240	47	0	102	0	0	O.K.
129 Bus. Ofc., IX Billing and Collection	0	(H)	0	0	0	0	0	0	O.K.
130 Bus. Ofc., Coin Collection & Administ	0	(D)	0	0	0	0	0	0	O.K.
131 Bus. Ofc., Reserved	0	(I)	0	0	0	0	0	0	O.K.
132									
133 Total Business Office	\$2,526		\$240	\$47	\$0	\$102	\$2,136	\$0	O.K.
134									
135 Cust. Serv., Msg. Process	\$0	(H)	0	0	0	0	0	0	O.K.
136 Cust. Serv., Other B&C	8,010	(H)	0	0	0	0	8,010	0	O.K.
137 Cust. Serv., CABS	9,062	N21	0	2,848	0	6,214	0	0	O.K.
138 Cust. Serv., EU Common Line	0	(H)	0	0	0	0	0	0	O.K.
139									
140 Total Customer Service	\$17,072		\$0	\$2,848	\$0	\$6,214	\$8,010	\$0	O.K.
141									
142 Total BO, CS, OS, Dir.	\$21,563		\$240	\$2,895	\$1,965	\$6,316	\$10,147	\$0	O.K.

Roberts County Telephone & RC Communications

***** FCC PART 69 ***** Operating Expenses and Taxes		Part 36 IntraLATA Total	Apportion	Common Line	Local Switching	Information	Common Transport	Billing and Collection	Other	
(A)	(B)	(C)	(D)	(E)	(F)	(G)	(H)	(I)		
158 Other Cust. Serv., Alloc.	\$1,392	142	\$16	\$187	\$127	\$408	\$655	\$0	O.K.	
159 Other Cust. Serv., Direct	0	Direct	0	0	0	0	0	0	O.K.	
160										
161 Total Other Cust. Serv.	\$1,392		\$16	\$187	\$127	\$408	\$655	\$0	O.K.	
162										
163 TOTAL CUSTOMER OPER. EXP.	\$28,008		\$3,378	\$3,689	\$2,092	\$8,048	\$10,802	\$0	O.K.	
164										
165 "BIG-THREE" EXPENSES:										
166										
167 Total Plt. Specific Exp.	\$165,144	41	\$44,702	\$18,004	\$0	\$102,439	\$0	\$0	O.K.	
168 Total Plt Non-specific Exp.	19,746	62 + 67 +69	12,881	2,158	0	4,707	0	0	O.K.	
169 Total Customer Operations	28,008	163	3,378	3,689	2,092	8,048	10,802	0	O.K.	
170										
171 TOTAL "BIG THREE" EXPENSES	\$212,899		\$60,961	\$23,851	\$2,092	\$115,194	\$10,802	\$0	O.K.	
172										
173 CORPORATE OPERATIONS EXPENSE:										
174										
175 Exec. and Planning, Alloc.	\$33,852	N64	\$9,693	\$3,792	\$333	\$18,316	\$1,718	\$0	O.K.	
176 Exec. and Planning, Direct	0	Direct	0	0	0	0	0	0	O.K.	
177										
178 Total Exec. and Planning	\$33,852		\$9,693	\$3,792	\$333	\$18,316	\$1,718	\$0	O.K.	
179										
180 Admin. & General, Allocable	\$102,566	N64	\$29,368	\$11,490	\$1,008	\$55,496	\$5,204	\$0	O.K.	
181 Admin. & General, Direct	23,130	Direct	6,977	2,730	239	13,184	0	0	O.K.	
182										
183 Total Admin. and Gen.	\$125,696		\$36,345	\$14,220	\$1,247	\$68,680	\$5,204	\$0	O.K.	
184										
185 TOTAL CORPORATE OPERATIONS	\$159,548		\$46,038	\$18,012	\$1,580	\$86,996	\$6,922	\$0	O.K.	
186										
187 NON-INCOME TAXES:										
188										
189 Non-income Taxes, Allocable	\$177	N37	\$109	\$21	\$0	\$46	\$0	\$0	O.K.	
190 Non-income Taxes, Direct	0	Direct	0	0	0	0	0	0	O.K.	
191										
192										
193 Total Non-income Taxes	\$177		\$109	\$21	\$0	\$46	\$0	\$0	O.K.	
194										
195 TOTAL OPER. EXP. AND TAXES	\$613,722		\$218,674	\$98,972	\$3,672	\$274,681	\$17,724	\$0	O.K.	

Roberts County Telephone & RC Communications

***** FCC PART 69 ***** InterLATA Revenue Requirement Summary		Part 36 InterLATA Total	Source	Common Line	Local Switching	Information	Common Transport	Billing and Collection	Other	
(A)	(B)	(C)	(D)	(E)	(F)	(G)	(H)	(I)		
13 Net Investment	\$0	Q52	\$0	\$0	\$0	\$0	\$0	\$0	\$0	O.K.
14 Rate of Return	10.00%	B19	10.00%	10.00%	10.00%	10.00%	10.00%	10.00%	10.00%	O.K.
15										
16 Return on Rate Base	\$0		\$0	\$0	\$0	\$0	\$0	\$0	\$0	O.K.
17										
18 AFUDC	\$0	T37	0	0	0	0	0	0	0	O.K.
19 ITC Amortization	0	T37	0	0	0	0	0	0	0	O.K.
20 Other Return Adjustments	0	Direct	0	0	0	0	0	0	0	O.K.
21										
22 Net Return	\$0		\$0	\$0	\$0	\$0	\$0	\$0	\$0	O.K.
23										
24 Interest Expense	\$0	T67	0	0	0	0	0	0	0	O.K.
25 Capitalized Payroll Taxes	0	T37	0	0	0	0	0	0	0	O.K.
26 Depreciation Adjustment	0	T37	0	0	0	0	0	0	0	O.K.
27 Other Income Adjustments	0	Direct	0	0	0	0	0	0	0	O.K.
28										
29 After Tax Income	\$0		\$0	\$0	\$0	\$0	\$0	\$0	\$0	O.K.
30										
31 State Income Taxes	\$0	29	\$0	\$0	\$0	\$0	\$0	\$0	\$0	O.K.
32 Federal Income Taxes	0	29	0	0	0	0	0	0	0	O.K.
33 Operating Expenses and Taxes	0	U195	0	0	0	0	0	0	0	O.K.
34 Uncollectibles	0	Direct	0	0	0	0	0	0	0	O.K.
35 Other Revenue Adjustments	0	Direct	0	0	0	0	0	0	0	O.K.
36										
37 Basis for Gross Receipts Tax	0	16+31+32+33	0	0	0	0	0	0	0	O.K.
38										
39										
40 Gross Receipts Tax	0	37	0	0	0	0	0	0	0	O.K.
41										
42										
43 TOTAL REVENUE REQUIREMENT	\$0		\$0	\$0	\$0	\$0	\$0	\$0	\$0	O.K.
44										

Roberts County Telephone & RC Communications

***** FCC PART 69 ***** InterLATA Investment Summary		Part 36 InterLATA Total	Source	Common Line	Local Switching	Information	Common Transport	Billing and Collection	Other	
(A)	(B)	(C)	(D)	(E)	(F)	(G)	(H)	(I)		
13 Land and Support Assets	\$0	R25	\$0	\$0	\$0	\$0	\$0	\$0	\$0	O.K.
14										
15 Central Office Equipment	\$0	R70	\$0	\$0	\$0	\$0	\$0	\$0	\$0	O.K.
16 Info. Term./Orig. Equipment	0	R78	0	0	0	0	0	0	0	O.K.
17 Cable and Wire Facilities	0	R117	0	0	0	0	0	0	0	O.K.
18										
19 Total COE, IOT, C&WF	\$0		\$0	\$0	\$0	\$0	\$0	\$0	\$0	O.K.
20										
21 Total Tangible Assets	\$0	R141	\$0	\$0	\$0	\$0	\$0	\$0	\$0	O.K.
22										
23 Total Tele. Plt. ex Intang.	\$0		\$0	\$0	\$0	\$0	\$0	\$0	\$0	O.K.
24 Total Intangible Assets	0	R144	0	0	0	0	0	0	0	O.K.
25										
26 Total Plant In Service	\$0		\$0	\$0	\$0	\$0	\$0	\$0	\$0	O.K.
27 Total Plt. Held Future Use	0	R147	0	0	0	0	0	0	0	O.K.
28 Total ST PUC	0	R163	0	0	0	0	0	0	0	O.K.
29 Total LT PUC	0	R164	0	0	0	0	0	0	0	O.K.
30 Total Tel. Plt. Adjust.	0	R169	0	0	0	0	0	0	0	O.K.
31										
32 TOTAL TELEPHONE PLANT	\$0		\$0	\$0	\$0	\$0	\$0	\$0	\$0	O.K.
33										
34 less:										
35 Accum. Depr., Plt. in Serv.	0	S23	0	0	0	0	0	0	0	O.K.
36 Accum. Depr. PHFU	0	S27	0	0	0	0	0	0	0	O.K.
37 Accum. Amort. Tangible Plt.	0	S28	0	0	0	0	0	0	0	O.K.
38 Accum. Amort. Intangibles	0	S29	0	0	0	0	0	0	0	O.K.
39 Accum. Amort. Other	0	S30	0	0	0	0	0	0	0	O.K.
40 Accum. Def. Inc. Taxes, Net	0	S47	0	0	0	0	0	0	0	O.K.
41										
42 plus:										
43 Other Assets	0	Direct	0	0	0	0	0	0	0	O.K.
44										
45 NET TELEPHONE PLANT	\$0		\$0	\$0	\$0	\$0	\$0	\$0	\$0	O.K.
46 plus:										
47 Class B RTB Stock	0	R171	0	0	0	0	0	0	0	O.K.
48 Materials and Supplies	0	R173	0	0	0	0	0	0	0	O.K.
49 Cash Working Capital	0	R175	0	0	0	0	0	0	0	O.K.
50 Equal Access Investment	0	R177	0	0	0	0	0	0	0	O.K.
51										
52 NET INVESTMENT	\$0		\$0	\$0	\$0	\$0	\$0	\$0	\$0	O.K.
53										

Roberts County Telephone & RC Communications

***** FCC PART 69 *****									
***** InterLATA Investment Detail	Part 36 InterLATA Total	Source or Apportion	Common Line	Local Switching	Information	Common Transport	Billing and Collection	Other	
(A)	(B)	(C)	(D)	(E)	(F)	(G)	(H)	(I)	
13 LAND AND SUPPORT ASSETS:									
14									
15 Land Assets, Message	\$0	T28	\$0	\$0	\$0	\$0	\$0	\$0	O.K.
16 Land Assets, Private Line	0	T28	0	0	0	0	0	0	O.K.
17									
18 Total Land Assets	\$0		\$0	\$0	\$0	\$0	\$0	\$0	O.K.
19									
20 Support Assets, Message	0	T28	\$0	\$0	\$0	\$0	\$0	\$0	O.K.
21 Support Assets, Private Line	0	T28	0	0	0	0	0	0	O.K.
22									
23 Total Support Assets	\$0		\$0	\$0	\$0	\$0	\$0	\$0	O.K.
24									
25 Total Land and Supp. Assets	\$0		\$0	\$0	\$0	\$0	\$0	\$0	O.K.
26									
27 CENTRAL OFFICE EQUIPMENT:									
28									
29 Operator Sys., DA	\$0	(F)	\$0	\$0	\$0	\$0	\$0	\$0	O.K.
30 Operator Sys., Other	0	(I)	0	0	0	0	0	0	O.K.
31									
32 Total Operator Systems	\$0		\$0	\$0	\$0	\$0	\$0	\$0	O.K.
33									
34 Tandem Switching	\$0	(G)	\$0	\$0	\$0	\$0	\$0	\$0	O.K.
35 Tandem Assigned	0	Direct	0	0	0	0	0	0	O.K.
36									
37 Total Tandem Switching	\$0		\$0	\$0	\$0	\$0	\$0	\$0	O.K.
38									
39 Local Switching	\$0	(E)	\$0	\$0	\$0	\$0	\$0	\$0	O.K.
40 Local Assigned	0	Direct	0	0	0	0	0	0	O.K.
41									
42 Total Local Switching	\$0		\$0	\$0	\$0	\$0	\$0	\$0	O.K.
43									
44 Total Switching	\$0		\$0	\$0	\$0	\$0	\$0	\$0	O.K.

Roberts County Telephone & RC Communications

***** FCC PART 69 ***** InterLATA Investment Detail		Part 36 InterLATA Total	Source or Apportion	Common Line	Local Switching	Information	Common Transport	Billing and Collection	Other	
(A)	(B)	(C)	(D)	(E)	(F)	(G)	(H)	(I)		
58	COE Exch. Trunk	\$0	Direct	\$0	\$0	\$0	\$0	\$0	\$0	O.K.
59	COE Exch. Line - Message	0	(D)	0	0	0	0	0	0	O.K.
60	COE Exch. Line - PL etc.	0	(I)	0	0	0	0	0	0	O.K.
61	COE Exch. Line - Assigned	0	Direct	0	0	0	0	0	0	O.K.
62	COE Interexchange, Message	0	(G)	0	0	0	0	0	0	O.K.
63	COE Interexchange, PL	0	(I)	0	0	0	0	0	0	O.K.
64	COE Interexchange, Assigned	0	(G)	0	0	0	0	0	0	O.K.
65	COE H/R Message	0	(G)	0	0	0	0	0	0	O.K.
66	COE H/R Assigned	0	Direct	0	0	0	0	0	0	O.K.
67										
68	Total COE Transmission	\$0		\$0	\$0	\$0	\$0	\$0	\$0	O.K.
69										
70	Total Central Office Equip.	\$0		\$0	\$0	\$0	\$0	\$0	\$0	O.K.
71										
72	IOT EQUIPMENT:									
73										
74	Public Telephone	\$0	T43	\$0	\$0	\$0	\$0	\$0	\$0	O.K.
75	Coinless Pay Phone	0	(D)	0	0	0	0	0	0	O.K.
76	Customer Premises Equipment	0	T60	0	0	0	0	0	0	O.K.
77										
78	Total IOT Equipment	\$0		\$0	\$0	\$0	\$0	\$0	\$0	O.K.
79										
80	CABLE AND WIRE FACILITIES:									
81										
82	Exchange PL and WATS	\$0	(I)	\$0	\$0	\$0	\$0	\$0	\$0	O.K.
83	Exchange Message	0	(D)	0	0	0	0	0	0	O.K.
84	Exchange Assigned	0	Direct	0	0	0	0	0	0	O.K.
85										
86	Total Exchange Line C&WF	\$0		\$0	\$0	\$0	\$0	\$0	\$0	O.K.
87										
88	Exchange Trunk, Message	\$0	Direct	\$0	\$0	\$0	\$0	\$0	\$0	O.K.
89	Exchange Trunk, PL	0	Direct	0	0	0	0	0	0	O.K.
90										
91	Total Exchange Trunk C&WF	\$0		\$0	\$0	\$0	\$0	\$0	\$0	O.K.
92										
93	Interexchange Message	\$0	(G)	\$0	\$0	\$0	\$0	\$0	\$0	O.K.
94	Interexchange PL, WATS	0	(I)	0	0	0	0	0	0	O.K.
95	Interexchange Assigned	0	(G)	0	0	0	0	0	0	O.K.
96										
97	Total Interexchange C&WF	\$0		\$0	\$0	\$0	\$0	\$0	\$0	O.K.

Roberts County Telephone & RC Communications

***** FCC PART 69 ***** InterLATA Investment Detail		Part 36 InterLATA Total	Source or Apportion	Common Line	Local Switching	Information	Common Transport	Billing and Collection	Other	
(A)	(B)	(C)	(D)	(E)	(F)	(G)	(H)	(I)		
111	H/R C&WF, Message	\$0	(G)	\$0	\$0	\$0	\$0	\$0	\$0	O.K.
112	H/R C&WF, WATS	0	(I)	0	0	0	0	0	0	O.K.
113	H/R C&WF, Assigned	0	Direct	0	0	0	0	0	0	O.K.
114										
115	Total Host/Remote C&WF	\$0		\$0	\$0	\$0	\$0	\$0	\$0	O.K.
116										
117	Total Cable and Wire Facil.	\$0		\$0	\$0	\$0	\$0	\$0	\$0	O.K.
118										
119	TANGIBLE ASSETS:									
120										
121	Land and Support Leases	\$0	T28	\$0	\$0	\$0	\$0	\$0	\$0	O.K.
122										
123	COE Operator Leases	\$0	32	\$0	\$0	\$0	\$0	\$0	\$0	O.K.
124	COE Tandem Switching Leases	0	34	0	0	0	0	0	0	O.K.
125	COE Local Switching Leases	0	39	0	0	0	0	0	0	O.K.
126	COE Transmission Leases	0	68	0	0	0	0	0	0	O.K.
127										
128	Total COE Leases	\$0		\$0	\$0	\$0	\$0	\$0	\$0	O.K.
129										
130	IOT Equipment Leases	\$0	78	\$0	\$0	\$0	\$0	\$0	\$0	O.K.
131										
132	C&WF Leases	\$0	117	\$0	\$0	\$0	\$0	\$0	\$0	O.K.
133										
134	Total Capital Leases	\$0		\$0	\$0	\$0	\$0	\$0	\$0	O.K.
135										
136	Leasehold Impr., Alloc.	\$0	T37	\$0	\$0	\$0	\$0	\$0	\$0	O.K.
137	Leasehold Impr., Direct	0	Direct	0	0	0	0	0	0	O.K.
138										
139	Total Leasehold Improvementsa	\$0		\$0	\$0	\$0	\$0	\$0	\$0	O.K.
140										
141	Total Tangible Assets	\$0		\$0	\$0	\$0	\$0	\$0	\$0	O.K.
142										
143										
144	TOTAL INTANGIBLE ASSETS	\$0	T37	\$0	\$0	\$0	\$0	\$0	\$0	O.K.
145										
146										
147	PROPERTY HELD FOR FUTURE U	\$0	T46	\$0	\$0	\$0	\$0	\$0	\$0	O.K.

Roberts County Telephone & RC Communications

***** FCC PART 69 ***** InterLATA Investment Detail		Part 36 InterLATA Total	Source or Apportion	Common Line	Local Switching	Information	Common Transport	Billing and Collection	Other	
(A)	(B)	(C)	(D)	(E)	(F)	(G)	(H)	(I)		
161	PLANT UNDER CONSTRUCTION:									
162										
163	Short-term	\$0	T46	\$0	\$0	\$0	\$0	\$0	\$0	O.K.
164	Long-term	0	T46	0	0	0	0	0	0	O.K.
165										
166	Total Plt. Under Const.	\$0		\$0	\$0	\$0	\$0	\$0	\$0	O.K.
167										
168										
169	TELEPHONE PLANT ADJUSTMENT	\$0	T46	\$0	\$0	\$0	\$0	\$0	\$0	O.K.
170										
171	CLASS B RTB STOCK	\$0	T37	\$0	\$0	\$0	\$0	\$0	\$0	O.K.
172										
173	MATERIALS AND SUPPLIES	\$0	T37	\$0	\$0	\$0	\$0	\$0	\$0	O.K.
174										
175	CASH WORKING CAPITAL	\$0	T37	\$0	\$0	\$0	\$0	\$0	\$0	O.K.
176										
177	EQUAL ACCESS INVESTMENT	\$0	Direct	\$0	\$0	\$0	\$0	\$0	\$0	O.K.

Roberts County Telephone & RC Communications

***** FCC PART 69 *****										
InterLATA Reserves and Deferrals										
(A)	(B)	(C)	(D)	(E)	(F)	(G)	(H)	(I)		
Part 36 InterLATA Total	Source or Apportion	Common Line	Local Switching	Information	Common Transport	Billing and Collection	Other			
13	ACCUM. DEPRECIATION, TPIS:									
14										
15	Support Assets	\$0	T28	\$0	\$0	\$0	\$0	\$0	\$0	O.K.
16	COE Switching	0	R44	0	0	0	0	0	0	O.K.
17	COE Operator	0	R32	0	0	0	0	0	0	O.K.
18	COE Transmission	0	R68	0	0	0	0	0	0	O.K.
19	IOT Equipment	0	R78	0	0	0	0	0	0	O.K.
20	Cable and Wire Facilities	0	R117	0	0	0	0	0	0	O.K.
21	Other Plant	0	T37	0	0	0	0	0	0	O.K.
22										
23	Total Accum. Depr., TPIS	\$0		\$0	\$0	\$0	\$0	\$0	\$0	O.K.
24										
25	ACCUM. AMORTIZATION:									
26										
27	Accum. Depreciation, PHFU	0	T37	\$0	\$0	\$0	\$0	\$0	\$0	O.K.
28	Accum. Amort., Tangible Inv.	0	T37	0	0	0	0	0	0	O.K.
29	Accum. Amort., Intang. Inv.	0	T37	0	0	0	0	0	0	O.K.
30	Accum. Amort., Other	0	T37	0	0	0	0	0	0	O.K.
31										
32	Tot. Accum. Amortization	\$0		\$0	\$0	\$0	\$0	\$0	\$0	O.K.
33										
34	Total Accum. Depr./Amort.	\$0		\$0	\$0	\$0	\$0	\$0	\$0	O.K.
35										
36										
37	ACCUM. DEF. INC. TAXES, NET:									
38										
39	Support Assets	\$0	T28	\$0	\$0	\$0	\$0	\$0	\$0	O.K.
40	COE Switching	0	R44	0	0	0	0	0	0	O.K.
41	COE Operator	0	R32	0	0	0	0	0	0	O.K.
42	COE Transmission	0	R68	0	0	0	0	0	0	O.K.
43	IOT Equipment	0	R78	0	0	0	0	0	0	O.K.
44	Cable and Wire Fac.	0	R117	0	0	0	0	0	0	O.K.
45	Unclassified	0	T37	0	0	0	0	0	0	O.K.
46										
47	Total Accum. Def. Inc. Taxes	\$0		\$0	\$0	\$0	\$0	\$0	\$0	O.K.

Roberts County Telephone & RC Communications

***** FCC PART 69 ***** Apportionment Factors		Part 36 InterLATA Total	Source	Common Line	Local Switching	Information	Common Transport	Billing and Collection	Other	
(A)	(B)	(C)	(D)	(E)	(F)	(G)	(H)	(I)		
13	Central Office Equipment	\$0	R70	\$0	\$0	\$0	\$0	\$0	\$0	O.K.
14	Info. Orig./Term. Eqpt.	0	R78	0	0	0	0	0	0	O.K.
15	C&W Facilities	0	R117	0	0	0	0	0	0	O.K.
16										
17	Total	\$0		\$0	\$0	\$0	\$0	\$0	\$0	O.K.
18	Factor	0.000000		0.000000	0.000000	0.000000	0.000000	0.000000	0.000000	O.K.
19										
20	Sum: Sw., Trans., Other	\$0	17	\$0	\$0	\$0	\$0	\$0	\$0	O.K.
21	Factor	0.000000		0.000000	0.000000	0.000000	0.000000	0.000000	0.000000	O.K.
22										
23	Central Office Equipment	\$0	R70	\$0	\$0	\$0	\$0	\$0	\$0	O.K.
24	Info. Orig./Term. Eqpt.	0	R78	0	0	0	0	0	0	O.K.
25	C&WF, Excl. Exch. Message	0	R117-83	0	0	0	0	0	0	O.K.
26										
27	Total	\$0		\$0	\$0	\$0	\$0	\$0	\$0	O.K.
28	Factor	0.000000		0.000000	0.000000	0.000000	0.000000	0.000000	0.000000	O.K.
29										
30	General Support Facilities	\$0	R25	\$0	\$0	\$0	\$0	\$0	\$0	O.K.
31	Central Office Equipment	0	13	0	0	0	0	0	0	O.K.
32	Info. Orig./Term. Eqpt.	0	14	0	0	0	0	0	0	O.K.
33	C&W Facilities	0	15	0	0	0	0	0	0	O.K.
34	Equal Access Investment	0	R177	0	0	0	0	0	0	O.K.
35										
36	Total	\$0		\$0	\$0	\$0	\$0	\$0	\$0	O.K.
37	Factor	0.000000		0.000000	0.000000	0.000000	0.000000	0.000000	0.000000	O.K.
38										
39	Sum: Com. Ln., Sw., Trans.	\$0	36	\$0	\$0	\$0	\$0	\$0	\$0	O.K.
40	Factor	0.000000		0.000000	0.000000	0.000000	0.000000	0.000000	0.000000	O.K.
41										
42	COE Cat. 2 Factor	1.000000	Direct	0.000000	0.000000	0.000000	1.000000	0.000000	0.000000	O.K.
43	IOT Cat. 1 Factor	1.000000	Direct	1.000000	0.000000	0.000000	0.000000	0.000000	0.000000	O.K.
44										
45	Total TPIS	\$0	Q26	\$0	\$0	\$0	\$0	\$0	\$0	O.K.
46	Factor	0.000000		0.000000	0.000000	0.000000	0.000000	0.000000	0.000000	O.K.

Roberts County Telephone & RC Communications

		Part 36 InterLATA Total								
***** FCC PART 69 ***** Apportionment Factors		(A)	(B)	(C)	(D)	(E)	(F)	(G)	(H)	(I)
		Source	Common Line	Local Switching	Information	Common Transport	Billing and Collection	Other		
60	Interstate Equiv. Factor	Direct	0.000000	0.000000	0.000000	0.000000	0.000000	0.000000	0.000000	O.K.
61	Wtd. Std. Work Seconds	Direct	1.000000	0.000000	0.000000	0.000000	0.000000	0.000000	0.000000	O.K.
62	"BIG THREE" Expenses	U171	\$0	\$0	\$0	\$0	\$0	\$0	\$0	O.K.
63	Factor		0.000000	0.000000	0.000000	0.000000	0.000000	0.000000	0.000000	O.K.
65	Net Investment	P13	0	0	0	0	0	0	0	O.K.
66	Factor		0.000000	0.000000	0.000000	0.000000	0.000000	0.000000	0.000000	O.K.
67			0.000000	0.000000	0.000000	0.000000	0.000000	0.000000	0.000000	O.K.

Roberts County Telephone & RC Communications

***** FCC PART 69 ***** Operating Expenses and Taxes	Part 36 InterLATA Total	Apportion	Common Line	Local Switching	Information	Common Transport	Billing and Collection	Other	
(A)	(B)	(C)	(D)	(E)	(F)	(G)	(H)	(I)	
13 PLANT SPEC. OPER. EXPENSE:									
14									
15 Network Support, Alloc.	\$0	T37	\$0	\$0	\$0	\$0	\$0	\$0	O.K.
16 Network Support, Direct	0	Direct	0	0	0	0	0	0	O.K.
17									
18 Total Network Support Exp.	\$0		\$0	\$0	\$0	\$0	\$0	\$0	O.K.
19									
20 General Support, Alloc.	\$0	T30	\$0	\$0	\$0	\$0	\$0	\$0	O.K.
21 General Support, Direct	0	Direct	0	0	0	0	0	0	O.K.
22									
23 Total General Support Exp.	\$0		\$0	\$0	\$0	\$0	\$0	\$0	O.K.
24									
25 Central Office Eq., Alloc.	\$0	T31	\$0	\$0	\$0	\$0	\$0	\$0	O.K.
26 Central Office Eq., Direct	0	Direct	0	0	0	0	0	0	O.K.
27									
28 Total COE Exp.	\$0		\$0	\$0	\$0	\$0	\$0	\$0	O.K.
29									
30 Cust. Premises Equip.	\$0	R76	\$0	\$0	\$0	\$0	\$0	\$0	O.K.
31 Other IOT	0	T43	0	0	0	0	0	0	O.K.
32 IOT Direct	0	Direct	0	0	0	0	0	0	O.K.
33									
34 Total IOT Exp.	\$0		\$0	\$0	\$0	\$0	\$0	\$0	O.K.
35									
36 Cable & Wire, Alloc.	\$0	T33	\$0	\$0	\$0	\$0	\$0	\$0	O.K.
37 Cable & Wire, Direct	0	Direct	0	0	0	0	0	0	O.K.
38									
39 Total C&WF Exp.	\$0		\$0	\$0	\$0	\$0	\$0	\$0	O.K.
40									
41 TOTAL PLT. SPEC. OPER. EXP.	\$0		\$0	\$0	\$0	\$0	\$0	\$0	O.K.
42									
43 TOTAL PLT. SPEC., ex SUPPORT	\$0		\$0	\$0	\$0	\$0	\$0	\$0	O.K.

Roberts County Telephone & RC Communications

***** FCC PART 69 ***** Operating Expenses and Taxes	Part 36 InterLATA Total	Apportion	Common Line	Local Switching	Information	Common Transport	Billing and Collection	Other	
(A)	(B)	(C)	(D)	(E)	(F)	(G)	(H)	(I)	
57 NON-SPECIFIC OPER. EXP.:									
58									
59 Oth. Plt. and Equip., Alloc.	\$0	T18	\$0	\$0	\$0	\$0	\$0	\$0	O.K.
60 Oth. Plt. and Equip., Direct	0	Direct	0	0	0	0	0	0	O.K.
61									
62 Total Oth. Plt. & Equip.	\$0		\$0	\$0	\$0	\$0	\$0	\$0	O.K.
63									
64 Network Operations, Alloc.	\$0	T18	\$0	\$0	\$0	\$0	\$0	\$0	O.K.
65 Network Operations, Direct	0	Direct	0	0	0	0	0	0	O.K.
66									
67 Total Network Oper. Exp.	\$0		\$0	\$0	\$0	\$0	\$0	\$0	O.K.
68									
69 Total Access Expenses	\$0	Direct	\$0	\$0	\$0	\$0	\$0	\$0	O.K.
70									
71 Depr., Support Assets	\$0	R23	\$0	\$0	\$0	\$0	\$0	\$0	O.K.
72 Depr., COE Switching	0	R44	0	0	0	0	0	0	O.K.
73 Depr., COE Operator	0	R32	0	0	0	0	0	0	O.K.
74 Depr., COE Transmission	0	R68	0	0	0	0	0	0	O.K.
75 Depr., IOT Equipment	0	R78	0	0	0	0	0	0	O.K.
76 Depr., C&W Facilities	0	R117	0	0	0	0	0	0	O.K.
77 Depr., PHFU	0	R147	0	0	0	0	0	0	O.K.
78									
79 Total Depreciation Expense	\$0		\$0	\$0	\$0	\$0	\$0	\$0	O.K.
80									
81 Amort., Tangible Assets	\$0	R141	\$0	\$0	\$0	\$0	\$0	\$0	O.K.
82 Amort., Intangible Assets	0	R144	0	0	0	0	0	0	O.K.
83 Other Amortization	0	Direct	0	0	0	0	0	0	O.K.
84 Direct Assigned Amort.	0	Direct	0	0	0	0	0	0	O.K.
85									
86 Total Amortization Exp.	\$0		\$0	\$0	\$0	\$0	\$0	\$0	O.K.
87									
88 Total Depr. and Amort.	\$0		\$0	\$0	\$0	\$0	\$0	\$0	O.K.
89									
90 TOTAL NON-SPEC. OPER. EXP.	\$0		\$0	\$0	\$0	\$0	\$0	\$0	O.K.

Roberts County Telephone & RC Communications

***** FCC PART 69 ***** Operating Expenses and Taxes	Part 36 InterLATA Total	Apportion	Common Line	Local Switching	Information	Common Transport	Billing and Collection	Other	
(A)	(B)	(C)	(D)	(E)	(F)	(G)	(H)	(I)	
104 CUSTOMER OPERATIONS EXPENSE:									
105									
106 Marketing, Allocable	\$0	T37	\$0	\$0	\$0	\$0	\$0	\$0	O.K.
107 Marketing, Direct	0	Direct	0	0	0	0	0	0	O.K.
108									
109 Total Marketing Expense	\$0		\$0	\$0	\$0	\$0	\$0	\$0	O.K.
110									
111 Operator Service, Alloc.	\$0	T61	\$0	\$0	\$0	\$0	\$0	\$0	O.K.
112 Operator Service, Direct	0	Direct	0	0	0	0	0	0	O.K.
113									
114 Total Operator Service	\$0		\$0	\$0	\$0	\$0	\$0	\$0	O.K.
115									
116 Classified Directory	\$0	Direct	\$0	\$0	\$0	\$0	\$0	\$0	O.K.
117 Alphabetical Directory	0	(F)	0	0	0	0	0	0	O.K.
118 Foreign Directory	0	Direct	0	0	0	0	0	0	O.K.
119									
120 Total Directory	\$0		\$0	\$0	\$0	\$0	\$0	\$0	O.K.
121									
122 Bus. Ofc., EU Presubscription	0	T40	\$0	\$0	\$0	\$0	\$0	\$0	O.K.
123 Bus. Ofc., Reserved	0	(I)	0	0	0	0	0	0	O.K.
124 Bus. Ofc., EU Access PL & All Other	0	(H)	0	0	0	0	0	0	O.K.
125 Bus. Ofc., EU Message	0	(H)	0	0	0	0	0	0	O.K.
126 Bus. Ofc., EU Reserved	0	(I)	0	0	0	0	0	0	O.K.
127 Bus. Ofc., IX Special Access	0	(I)	0	0	0	0	0	0	O.K.
128 Bus. Ofc., IX Switched Access	0	T40	0	0	0	0	0	0	O.K.
129 Bus. Ofc., IX Billing and Collection	0	(H)	0	0	0	0	0	0	O.K.
130 Bus. Ofc., Coin Collection & Administ	0	(D)	0	0	0	0	0	0	O.K.
131 Bus. Ofc., Reserved	0	(I)	0	0	0	0	0	0	O.K.
132									
133 Total Business Office	\$0		\$0	\$0	\$0	\$0	\$0	\$0	O.K.
134									
135 Cust. Serv., Msg. Process	\$0	(H)	0	0	0	0	0	0	O.K.
136 Cust. Serv., Other B&C	0	(H)	0	0	0	0	0	0	O.K.
137 Cust. Serv., CABS	0	T21	0	0	0	0	0	0	O.K.
138 Cust. Serv., EU Common Line	0	(H)	0	0	0	0	0	0	O.K.
139									
140 Total Customer Service	\$0		\$0	\$0	\$0	\$0	\$0	\$0	O.K.
141									
142 Total BO, CS, OS, Dir.	\$0		\$0	\$0	\$0	\$0	\$0	\$0	O.K.

Roberts County Telephone & RC Communications

***** FCC PART 69 ***** Operating Expenses and Taxes		Part 36 InterLATA Total	Apportion	Common Line	Local Switching	Information	Common Transport	Billing and Collection	Other	
(A)	(B)	(C)	(D)	(E)	(F)	(G)	(H)	(I)		
158 Other Cust. Serv., Alloc.	\$0	142	\$0	\$0	\$0	\$0	\$0	\$0	\$0	O.K.
159 Other Cust. Serv., Direct	0	Direct	0	0	0	0	0	0	0	O.K.
160										
161 Total Other Cust. Serv.	\$0		\$0	\$0	\$0	\$0	\$0	\$0	\$0	O.K.
162										
163 TOTAL CUSTOMER OPER. EXP.	\$0		\$0	\$0	\$0	\$0	\$0	\$0	\$0	O.K.
164										
165 "BIG-THREE" EXPENSES:										
166										
167 Total Plt. Specific Exp.	\$0	41	\$0	\$0	\$0	\$0	\$0	\$0	\$0	O.K.
168 Total Plt Non-specific Exp.	0	62 + 67 +69	0	0	0	0	0	0	0	O.K.
169 Total Customer Operations	0	163	0	0	0	0	0	0	0	O.K.
170										
171 TOTAL "BIG THREE" EXPENSES	\$0		\$0	\$0	\$0	\$0	\$0	\$0	\$0	O.K.
172										
173 CORPORATE OPERATIONS EXPENSE:										
174										
175 Exec. and Planning, Alloc.	\$0	T64	\$0	\$0	\$0	\$0	\$0	\$0	\$0	O.K.
176 Exec. and Planning, Direct	0	Direct	0	0	0	0	0	0	0	O.K.
177										
178 Total Exec. and Planning	\$0		\$0	\$0	\$0	\$0	\$0	\$0	\$0	O.K.
179										
180 Admin. & General, Allocable	\$0	T64	\$0	\$0	\$0	\$0	\$0	\$0	\$0	O.K.
181 Admin. & General, Direct	0	Direct	0	0	0	0	0	0	0	O.K.
182										
183 Total Admin. and Gen.	\$0		\$0	\$0	\$0	\$0	\$0	\$0	\$0	O.K.
184										
185 TOTAL CORPORATE OPERATIONS	\$0		\$0	\$0	\$0	\$0	\$0	\$0	\$0	O.K.
186										
187 NON-INCOME TAXES:										
188										
189 Non-income Taxes, Allocable	\$0	T37	\$0	\$0	\$0	\$0	\$0	\$0	\$0	O.K.
190 Non-income Taxes, Direct	0	Direct	0	0	0	0	0	0	0	O.K.
191										
192										
193 Total Non-income Taxes	\$0		\$0	\$0	\$0	\$0	\$0	\$0	\$0	O.K.
194										
195 TOTAL OPER. EXP. AND TAXES	\$0		\$0	\$0	\$0	\$0	\$0	\$0	\$0	O.K.

SOUTH DAKOTA PUC INTRASTATE ACCESS COST MODEL

COMPANY NAME Roberts County Telephone & RC Communications
 PERIOD ADDRESSED ENDING DECEMBER 31, 2001
 RUN DATE AND TIME 04-Apr-2003 07:20:31 AM

NOTES: SEE SHEET "G" TO INPUT PART 36 ALLOCATION FACTORS.

		Intrastate									
		TOTAL COMPANY	Source/ Allocator	Interstate and Other	Message Telephone Service		Private Line		TOTAL INTRASTATE		
***** FCC PART 36 *****	(A)				(B)	(C)	(D)	InterLATA		IntraLATA	InterLATA
PLANT INVESTMENT DETAIL:											
21	Land, Allocable	0	---	---	---	0	---	---	0	---	0
22	Land, Direct	0	---	0	---	0	---	0	---	0	0
23	Motor Vehicles	0	---	---	---	---	---	---	---	---	---
24	Aircraft	0	---	---	---	---	---	---	---	---	---
25	Special Purpose Vehicles	0	---	---	---	---	---	---	---	---	---
26	Garage Work Equipment	0	---	---	---	---	---	---	---	---	---
27	Other Work Equipment	0	---	---	---	---	---	---	---	---	---
28	Buildings, Allocable	1,382,948	---	---	---	---	---	---	---	---	---
29	Buildings, Direct	0	---	0	---	0	---	0	---	0	0
30	Furniture	0	---	---	---	---	---	---	---	---	---
31	Office Equipment	0	---	---	---	---	---	---	---	---	---
32	General Purpose Computers	0	---	---	---	---	---	---	---	---	---
33	CAT 1 Oper. Sys., TSPS	0	---	---	---	---	---	---	---	---	---
34	CAT 1 Oper. Sys., Other TSPS	0	---	---	---	---	---	---	---	---	---
35	CAT 1 Oper. Sys., Aux. Pos.	0	---	---	---	---	---	---	---	---	---
36	CAT 1 Oper. Sys., Other	0	---	0	---	0	---	0	---	0	0
37	CAT 2 Tandem Sw. Allocable	338,145	---	---	---	---	---	---	---	---	---
38	CAT 2 Tandem Sw. Direct	0	---	0	---	0	---	0	---	0	0
39	CAT 3 Local Sw. Allocable	2,134,507	---	---	---	---	---	---	---	---	---
40	CAT 3 Local Sw. Direct	0	---	0	---	0	---	0	---	0	0
41	CAT 4.12 Exchange Trunk	139,070	---	---	---	---	---	---	---	---	---
42	CAT 4.12 Exch. Tr. Direct	0	---	0	---	0	---	0	---	0	0
43	CAT 4.13 Exch. Ln. Msg., PL & WAT	1,675,430	---	---	---	---	---	---	---	---	---
44	Reserved	0	---	---	---	---	---	---	---	---	---
45	CAT 4.13 Direct	0	---	0	---	0	---	0	---	0	0
46	CAT 4.23 Message, PL & WATS	1,167,568	---	---	---	---	---	---	---	---	---
47	Reserved	0	---	---	---	---	---	---	---	---	---
48	CAT 4.23 Direct	0	---	0	---	0	---	0	---	0	0
49	CAT 4.3 H/R Message	153,613	---	---	---	---	---	---	---	---	---
50	CAT 4.3 WATS	0	---	0	---	0	---	0	---	0	0
51	CAT 4.3 Direct	0	---	0	---	0	---	0	---	0	0
52	CAT 1 Other IOT Equipment	0	---	---	---	---	---	---	---	---	---
53	CAT 1 Coinless Pay Phones	0	---	0	---	0	---	0	---	0	0

SOUTH DAKOTA PUC INTRASTATE ACCESS COST MODEL

Roberts County Telephone & RC Communications
ENDING DECEMBER 31, 2001

		Intrastate								
***** FCC PART 36 *****		TOTAL COMPANY	Source/ Allocator	Interstate and Other	Message Telephone Service		Private Line		TOTAL INTRASTATE	
(A)	(B)				(C)	(D)	InterLATA	IntraLATA		InterLATA
70	CAT 2 CP Equipment	0	---	0	---	0	---	0	---	0
71	Reserved	0	---	---	---	---	---	---	---	---
72	Reserved	0	---	---	---	---	---	---	---	---
73	CAT 1.3 Joint Msg., Cat. 1.1 & 1.2 P	8,623,674	---	---	---	---	---	---	---	---
74	Other CAT 1 C&WF	0	---	0	---	0	---	0	---	0
75	CAT 2 C&WF	177,924	---	---	---	---	---	---	---	---
76	CAT 2 C&WF, Wideband	0	---	0	---	0	---	0	---	0
77	CAT 3 Joint Message & PL/WATS	778,425	---	---	---	---	---	---	---	---
78	Reserved	0	---	---	---	---	---	---	---	---
79	CAT 3 Direct	0	---	0	---	0	---	0	---	0
80	CAT 4 Message	200,164	---	---	---	---	---	---	---	---
81	CAT 4 WATS	0	---	0	---	0	---	0	---	0
82	CAT 4 Direct	0	---	0	---	0	---	0	---	0
83	Allocable Support Leases	0	---	---	---	---	---	---	---	---
84	Direct Support Leases	0	---	0	---	0	---	0	---	0
85	COE Operator	0	---	---	---	---	---	---	---	---
86	COE Tandem Switch	0	---	---	---	---	---	---	---	---
87	COE Local Switch	0	---	---	---	---	---	---	---	---
88	COE Transmission	0	---	---	---	---	---	---	---	---
89	COE Direct	0	---	0	---	0	---	0	---	0
90	IOT Leases	0	---	0	---	0	---	0	---	0
91	C&WF Leases	0	---	0	---	0	---	0	---	0
92	Leasehold Imp. Land etc.	0	---	---	---	---	---	---	---	---
93	Leasehold Imp. COE Switching	0	---	---	---	---	---	---	---	---
94	Leasehold Imp. COE Operator	0	---	---	---	---	---	---	---	---
95	Leasehold Imp. COE Trans.	0	---	---	---	---	---	---	---	---
96	Leasehold Imp. IOT	0	---	0	---	0	---	0	---	0
97	Leasehold Imp. C&WF	0	---	0	---	0	---	0	---	0
98	Leasehold Imp. Other	0	---	0	---	0	---	0	---	0
99	Allocable Acct. No. 2690	0	---	---	---	---	---	---	---	---
100	Direct Acct. No. 2690	16,627	---	3,006	---	0	---	13,621	---	13,621
101	Materials and Supplies	104,747	---	---	---	---	---	---	---	---
102	RTB Stock	0	---	---	---	---	---	---	---	---
103	Tele. Plt. Adjust. - Alloc.	0	---	---	---	---	---	---	---	---
104	Tele. Plt. Adjust. - Direct	0	---	0	---	0	---	0	---	0
105	Other Assets, Net	0	---	0	---	0	---	0	---	0
106	Other Liab., Def. Cr., Net	(18,589)	---	(18,589)	---	0	---	0	---	0

SOUTH DAKOTA PUC INTRASTATE ACCESS COST MODEL

Roberts County Telephone & RC Communications
 ENDING DECEMBER 31, 2001

		Intrastate								
		TOTAL COMPANY	Source/ Allocator	Interstate and Other	Message Telephone Service		Private Line		TOTAL INTRASTATE	
***** FCC PART 36 *****					InterLATA	IntraLATA	InterLATA	IntraLATA		
(A)	(B)	(C)	(D)	(E)	(F)	(G)	(H)	(I)		
123	TPUC -- Short Term, Alloc.	61,897	--	--	--	--	--	--	--	
124	TPUC -- Short Term, Direct	0	--	0	0	0	0	0	0	
125	TPUC -- Long Term, Alloc.	0	--	--	--	--	--	--	--	
126	TPUC -- Long Term, Direct	0	--	0	0	0	0	0	0	
127										
128	RESERVES AND DEFERRALS:									
129	Acc. Depr. Support Assets	553,294	--	--	--	--	--	--	--	
130	Acc. Depr. COE Switching	1,502,308	--	--	--	--	--	--	--	
131	Acc. Depr. COE Operator	0	--	--	--	--	--	--	--	
132	Acc. Depr. COE Transmission	1,184,967	--	--	--	--	--	--	--	
133	Acc. Depr. IOT Equipment	0	--	--	--	--	--	--	--	
134	Acc. Depr. Cable and Wire Facilities	3,636,189	--	--	--	--	--	--	--	
135	Acc. Depr. Other Plant	0	--	0	0	0	0	0	0	
136	Accum. Amort., Tangible Inv.	0	--	--	--	--	--	--	--	
137	Accum. Amort., Intang. Inv.	1,544	--	--	--	--	--	--	--	
138	Accum. Amort., Other	0	--	0	0	0	0	0	0	
139	Acc. Def. IT Support Assets	9,135	--	--	--	--	--	--	--	
140	Acc. Def. IT COE Switching	47,580	--	--	--	--	--	--	--	
141	Acc. Def. IT COE Operator	0	--	--	--	--	--	--	--	
142	Acc. Def. IT COE Trans.	15,074	--	--	--	--	--	--	--	
143	Acc. Def. IT IOT Equipment	0	--	--	--	--	--	--	--	
144	Acc. Def. IT C&WF	93,275	--	--	--	--	--	--	--	
145	Acc. Def. IT Unclassified	0	--	0	0	0	0	0	0	
146										
147	OPERATING EXPENSES AND TAXES:									
148	Network Support, Alloc.	655	--	--	--	--	--	--	--	
149	Network Support, Direct	0	--	0	0	0	0	0	0	
150	General Support, Alloc.	37,183	--	--	--	--	--	--	--	
151	General Support, Direct	0	--	0	0	0	0	0	0	
152	Central Office Eq., Alloc.	208,594	--	--	--	--	--	--	--	
153	Central Office Eq., Direct	0	--	0	0	0	0	0	0	
154	Cust. Premises Equip.	0	--	--	--	--	--	--	--	
155	Coinless Pay Phone Exp.	0	--	--	--	--	--	--	--	
156	Other IOT	0	--	--	--	--	--	--	--	
157	IOT Direct	0	--	0	0	0	0	0	0	
158	Cable & Wire, Alloc.	125,530	--	--	--	--	--	--	--	
159	Cable & Wire, Direct	190,800	--	119,973	0	70,827	0	0	70,827	

SOUTH DAKOTA PUC INTRASTATE ACCESS COST MODEL

Roberts County Telephone & RC Communications
ENDING DECEMBER 31, 2001

		Intrastate										
		TOTAL COMPANY	Source/ Allocator	Interstate and Other	Message Telephone Service				Private Line		TOTAL INTRASTATE	
***** FCC PART 36 *****					InterLATA	IntraLATA	InterLATA	IntraLATA	InterLATA	IntraLATA		
(A)	(B)	(C)	(D)	(E)	(F)	(G)	(H)	(I)				
176	Oth. Plt. and Equip., Alloc.	116	---	---	---	---	---	---	---	---	---	---
177	Oth. Plt. and Equip., Direct	0	---	0	0	0	0	0	0	0	0	0
178	Network Operations, Alloc.	78,390	---	---	---	---	---	---	---	---	---	---
179	Network Operations, Direct	0	---	0	0	0	0	0	0	0	0	0
180	Total Access Expense	0	---	0	0	0	0	0	0	0	0	0
181	Depr., Support Assets	85,864	---	---	---	---	---	---	---	---	---	---
182	Depr., COE Switching	303,251	---	---	---	---	---	---	---	---	---	---
183	Depr., COE Operator	0	---	---	---	---	---	---	---	---	---	---
184	Depr., COE Transmission	215,223	---	---	---	---	---	---	---	---	---	---
185	Depr., IOT Equipment	0	---	---	---	---	---	---	---	---	---	---
186	Depr., C&W Facilities	361,990	---	---	---	---	---	---	---	---	---	---
187	Amort., Tangible Assets	0	---	---	---	---	---	---	---	---	---	---
188	Amort., Intangible Assets	141	---	---	---	---	---	---	---	---	---	---
189	Other Amortization	0	---	0	0	0	0	0	0	0	0	0
190	Direct Assigned Amort.	0	---	0	0	0	0	0	0	0	0	0
191	Marketing, Allocable	24,708	---	---	---	---	---	---	---	---	---	---
192	Marketing, Direct	0	---	0	0	0	0	0	0	0	0	0
193	Operator Service, Alloc.	0	---	---	---	---	---	---	---	---	---	---
194	Operator Service, Direct	0	---	0	0	0	0	0	0	0	0	0
195	Classified Directory	0	---	0	0	0	0	0	0	0	0	0
196	Alphabetical Directory	19,833	---	---	---	---	---	---	---	---	---	---
197	Foreign Directory	0	---	---	---	---	---	---	---	---	---	---
198	Bus. Ofc., EU Presubscription	10,984	---	---	---	---	---	---	---	---	---	---
199	Bus. Ofc., EU MTS & WATS	22,071	---	---	---	---	---	---	---	---	---	---
200	Bus. Ofc., EU Access, P/L & all Othe	0	---	---	---	---	---	---	---	---	---	---
201	Bus. Ofc., IXC Special Access	0	---	---	---	---	---	---	---	---	---	---
202	Bus. Ofc., IXC Switched Access	1,076	---	---	---	---	---	---	---	---	---	---
203	Bus. Ofc., IXC B & C Services	0	---	---	---	---	---	---	---	---	---	---
204	Coin Collect & Admin.	0	---	---	---	---	---	---	---	---	---	---
205	Cust. Svc., Direct	0	---	0	0	0	0	0	0	0	0	0
206	Cust. Serv., Msg. Process	0	---	---	---	---	---	---	---	---	---	---
207	Cust. Serv., Other B&C	53,402	---	---	---	---	---	---	---	---	---	---
208	Cust. Serv., CABS	18,124	---	---	---	---	---	---	---	---	---	---
209	Cust. Serv., EU Common Line	2,811	---	2,811	0	0	0	0	0	0	0	0
210	Other Cust. Serv., Alloc.	7,706	---	---	---	---	---	---	---	---	---	---
211	Other Cust. Serv., Direct	91	---	91	0	0	0	0	0	0	0	0
212	Exec. and Planning, Alloc.	127,203	---	---	---	---	---	---	---	---	---	---
213	Exec. and Planning, Direct	0	---	0	0	0	0	0	0	0	0	0

SOUTH DAKOTA PUC INTRASTATE ACCESS COST MODEL

 Roberts County Telephone & RC Communications
 ENDING DECEMBER 31, 2001

		Intrastate							
		TOTAL COMPANY	Source/ Allocator	Interstate and Other	Message Telephone Service		Private Line		TOTAL INTRASTATE
***** FCC PART 36 *****					InterLATA	IntraLATA	InterLATA	IntraLATA	
(A)	(B)	(C)	(D)	(E)	(F)	(G)	(H)	(I)	
230	Admin. & General, Allocable	385,404	---	---	---	---	---	---	
231	Admin. & General, Direct	23,130	---	0	0	23,130	0	23,130	
232	Non-income Taxes, Allocable	704	---	---	---	---	---	---	
233	Non-income Taxes, Direct	0	---	0	0	0	0	0	
234									
235	OTHER INCOME STATEMENT:								
236	State Income Tax Rate	0.00%	---	---	---	---	---	---	
237	Federal Income Tax Rate	34.00%	---	---	---	---	---	---	
238	Gross Receipts Tax Rate	3.00%	---	---	---	---	---	---	
239	Rate of Return	10.00%	---	---	---	---	---	---	
240	AFUDC	0	---	---	---	---	---	---	
241	ITC Amortization	0	---	---	---	---	---	---	
242	Other Return Adjustments	0	---	0	0	0	0	0	
243	Contributions	0	---	---	---	---	---	---	
244	Interest Expense	501,165	---	---	---	---	---	---	
245	Capital Lease Expense	0	---	---	---	---	---	---	
246	Capitalized Payroll taxes	0	---	---	---	---	---	---	
247	Depreciation Adjustment	0	---	---	---	---	---	---	
248	Other Income Adjustments	0	---	0	0	0	0	0	
249	Uncollectibles	3,533	---	3,006	0	527	0	527	
250	Other Revenue Adjustments	(126,577)	---	(96,761)	0	(29,816)	0	(29,816)	
251	Other Revenue Taxes	0	---	0	0	0	0	0	
252									

SOUTH DAKOTA PUC INTRASTATE ACCESS COST MODEL
 ***** FCC PART 36 *****
 Roberts County Telephone & RC Communications
 ENDING DECEMBER 31, 2001

	TOTAL COMPANY	Source/ Allocator	Interstate		Intrastate		TOTAL INTRASTATE	
			Private Line		Private Line			
			InterLATA	IntraLATA	InterLATA	IntraLATA		
(A)	(B)	(C)	(D)	(E)	(F)	(G)	(H)	(I)
271 Working Loops	2,221	--	43	0	0	0	0	0
272 Equivalent Interexchange Cct. Miles	74,841	--	1,752	0	0	0	0	0
273 Interexchange Circuit Terminations	438	--	10	0	0	0	0	0

LAW OFFICES
RITER, ROGERS, WATTIER & BROWN, LLP

Professional & Executive Building
319 South Coteau Street
P.O. Box 280
Pierre, South Dakota 57501-0280
www.riterlaw.com

RECEIVED

JUL 11 2003

OF COUNSEL:
Brian B. Meyer
Robert D. Hofer

TELEPHONE
605-224-5825
605-224-7889
FAX
605-224-7102

July 11, 2003

**SOUTH DAKOTA PUBLIC
UTILITIES COMMISSION**

E.D. MAYER
ROBERT C. RITER, Jr.
DARLA POLLMAN ROGERS
JERRY L. WATTIER
JOHN L. BROWN

Pam Bonrud
Public Utilities Commission
500 East Capitol Avenue
Pierre, South Dakota 57501

Re: Docket Number TC02-088

Dear Pam:

You will find enclosed herein the original and ten copies of the MOTION TO DISMISS INTERVENOR AND MOTION FOR EXTENSION OF TIME for filing in the above-named 2001 cost study docket in which S&S Communications intervened.

Sincerely yours,



Darla Pollman Rogers
Attorney at Law

DPR/ph

Enclosures

RECEIVED

BEFORE THE PUBLIC UTILITIES COMMISSION,
OF THE STATE OF SOUTH DAKOTA

JUL 11 2003

**SOUTH DAKOTA PUBLIC
UTILITIES COMMISSION**

IN THE MATTER OF THE ESTABLISHMENT OF SWITCHED ACCESS REVENUE REQUIREMENT FOR ROBERTS COUNTY TELEPHONE COOPERATIVE ASSOCIATION AND RC COMMUNICATIONS, INC.

Docket No. TC02-088
MOTION TO DISMISS AND MOTION
FOR EXTENSION
OF TIME TO RESPOND TO
SECOND DISCOVERY REQUEST

ROBERTS COUNTY TELEPHONE COOPERATIVE ASSOCIATION AND RC COMMUNICATIONS, INC. (Company), through undersigned counsel, respectfully requests the Public Utilities Commission (Commission) to dismiss S&S Communications (S&S) as Intervenor in this proceeding, pursuant to ARSD 20:10:01:15.05, based on the reasons stated herein. Pending a hearing and ruling on the Motion to Dismiss, Company further requests an Extension of Time to Respond to Intervenor's Second Discovery Request, dated June 12, 2003.

A. Background

On or about June 18, 2002, Company filed its 2001 Intrastate Switched Access Cost Study for approval by the Commission. S&S petitioned to intervene in said docket on July 5, 2002, and S&S was granted intervention by the Commission on July 26, 2002.

In an ancillary proceeding, the Commission Staff opened a separate docket against S&S (TC02-166) that began as a Motion for an Order to Show Cause why S&S should not be found in violation of the Order Granting Certificate of Authority. This docket was commenced on September 27, 2002, and was followed by a series of additional motions from Staff and hearings in front of the Commission. On July 2, 2003, the

Commission revoked S&S's Certificate of Authority to provide telecommunications services in South Dakota.

B. Argument for Dismissal of Petition to Intervene

The rules governing intervention are found in ARSD 20:10:01:15.02-05. ARSD 20:10:01:15.02 allows a person who is not an original party to a proceeding to petition to intervene if said person is one "who claims an interest in a pending proceeding." The petition itself must "set out clearly and concisely the facts supporting the petitioner's alleged interest in the proceeding," as well as the position of the petitioner, to the extent known. (ARSD 20:10:01:15.03). The Commission is granted some discretion in acting upon a petition to intervene:

A petition to intervene shall be granted by the commission if the petitioner shows that the petitioner is specifically deemed by statute to be interested in the matter involved, that the petitioner is specifically declared by statute to be an interested party to the proceeding, or that by the outcome of the proceeding the petitioner will be bound and affected either favorably or adversely with respect to an interest peculiar to the petitioner as distinguished from an interest common to the public or the taxpayers in general. ARSD 20:10:01:15.05.

Thus, overall, while intervention is generally liberally granted by the Commission, the rules do require a showing of a peculiar interest in the outcome of the proceeding, in absence of a statutorily granted right of intervention.

S&S filed its Motions to Intervene in all of the Local Exchange Carriers' (LEC) dockets in July of 2002. S&S did not point to any statutorily granted right to intervention, so the first part of ARSD 20:10:01:15.05 is inapplicable. S&S alleged that as a switch-based interexchange carrier, it must purchase certain switched access services from the LECs. As a purchaser of switched access services, S&S claimed that "any increase in the rates of such services will directly and immediately affect the pecuniary interests of S&S ... as it will naturally affect S&S[s]' ... operating expenses." (S&S Peti-

tion to Intervene). S&S noted some general concerns with regard to ineligible costs being included as recoverable costs, and also that the Commission's decision in the cost study dockets would "affect the customers of switched access services in general." (S&S Petition to Intervene).

In early August of 2002, the Commission "found that S&S's Petition(s) to Intervene was timely filed and demonstrates good cause to grant intervention," and entered an Order to that effect in each of the LECs' cost study dockets.

At the time the Petitions were filed by S&S and the Orders granted by the Commission were entered, the facts and application of the rules no doubt supported S&S's intervention. Since that time, however, the facts have changed. As a result of the Commission's Order of July 2, 2003, revoking S&S's Certificate of Authority, S&S no longer has any pecuniary interest in the outcome of the cost study dockets. The change of facts is apparent:

1. S&S is no longer a switch-based interexchange carrier, and S&S no longer provides intrastate and interstate message telecommunications services to its subscribers.
2. S&S no longer purchases switched access services from LECs.
3. Because S&S no longer purchases switched access services from LECs, any increase in rates will not have any effect on S&S's pecuniary interests or on its operating expenses.

Therefore, S&S can no longer demonstrate that "by the outcome of the proceeding [it] will be bound and affected either favorably or adversely with respect to an interest peculiar to the petitioner . . ." (ARSD 20:10:01:15.05). S&S will not be affected by the outcome of the cost study dockets at all, as it is no longer in business.

S&S's general allegation of interest based upon the "important and complex issues" that arise in tariff filing is insufficient to establish the level of interest required under the rules to grant and maintain intervenor status, nor is S&S's claimed interest based on the direct and immediate effect of switched access services on customers in general sufficient to sustain intervenor status. In fact, ARSD 20:10:01:15.05 states that to grant intervention to a petitioner, the petitioning party must demonstrate a peculiar interest that is distinguishable "from an interest common to the public or to the taxpayers in general."

In addition, S&S's intervention in this docket has not promoted a timely hearing and disposition of this case by the Commission. By way of example, the Commission Staff has requested S&S to provide a list of specific issues it will raise at the hearing. The purpose of Staff's request was to determine the amount of time to set aside for a hearing. To date, however, S&S has not responded to Staff's request, so a final hearing date has still not been scheduled. Instead of providing information and identifying specific issues to the Commission that will aid the Commission in its decision making process, S&S has continued to request information from companies without any stated purpose.

Because S&S can no longer demonstrate that it has an interest in the cost study docket, and because S&S's intervention has failed to facilitate the Commission's decision making role, S&S should be dismissed as an intervenor in this docket.


C. Argument for Extension of Time

Prior to the hearings on June 30, 2003, and July 2, 2003, that culminated in the Commission revoking S&S's Certificate of Authority, S&S served Second Discovery Requests upon Company. The Discovery Requests are dated June 12, 2003, and under the rules of civil procedure, responses are due within thirty days.

Since the service of the Second Discovery Requests, S&S's Certificate of Authority was revoked, which is the reason for Company's Motion to Dismiss. In the event the Commission grants Company's Motion, responses to the Discovery Requests would not be necessary. Therefore, Company requests that the Commission extend the time to respond to the Second Discovery Requests. If the Motion to Dismiss is denied, Company requests thirty days from the date of the Commission's ruling in which to respond to the Discovery Requests.

WHEREFORE, Company respectfully moves the Commission to dismiss S&S as an Intervenor and party in this docket, and to grant an extension of time to respond to discovery.

Dated this eleventh day of July, 2003.




Darla Pollman Rogers
Robert C. Riter
Riter, Rogers, Wattier & Brown
P. O. Box 280
Pierre, South Dakota 57501
Telephone (605) 224-7889
Attorney for Company

CERTIFICATE OF SERVICE

The undersigned hereby certifies that she served a copy of the foregoing **MOTION** upon the person herein next designated, on the date below shown, by depositing a copy thereof in the United States mail at Pierre, South Dakota, postage prepaid, in an envelope addressed to said addressee, to-wit:

John W. Burke
Barker, Wilson, Reynolds & Burke, LLP
P. O. Box 100
Belle Fourche, South Dakota 57717-0100

Dated this eleventh day of July, 2003.



Darla Pollman Rogers
Robert C. Riter
Riter, Rogers, Wattier & Brown
P. O. Box 280
Pierre, South Dakota 57501
Telephone (605) 224-7889
Attorney for Company

BARKER WILSON REYNOLDS & BURKE
L A W Y E R S

KENNETH E. BARKER*
MICHAEL A. WILSON†
MICHAEL P. REYNOLDS**
JOHN W. BURKE***
JEFFERY D. COLLINS

www.bwrbb.com

4200 BEACH DRIVE
P.O. BOX 9335
RAPID CITY, SD 57709-9335
605.718.8000 • FAX: 605.718.8010

211 ZINNIA STREET
P.O. BOX 100
BELLE FOURCHE, SD 57717-0100
605.723.8000 • FAX: 605.723.8010

REPLY TO: BELLE FOURCHE OFFICE

July 22, 2003

RECEIVED

JUL 24 2003

**SOUTH DAKOTA PUBLIC
UTILITIES COMMISSION**

Debra Elofson
Executive Director
Public Utilities Commission
State Capitol
500 East Capitol
Pierre, SD 57501

Re: Intervenor's Brief in Resistance to Motion to Dismiss and Motion for Extension of Time

Dear Debra:

Enclosed please find the originals and ten copies of each of **Intervenor's Brief in Resistance to Motion to Dismiss and for Extension of Time** for filing in the following matters:

TC02-071 Baltic Telecom Cooperative
TC02-080 Beresford Municipal Telephone Company
TC02-078 Bridgewater-Canistota Independent Telephone Company
TC02-076 Brookings Municipal Telephone Company
TC02-087 DTG Community Telephone
TC02-072 East Plains Telecom, Inc.
TC02-053 Interstate Telecommunication Cooperative, Inc.
TC02-079 Kennebec Telephone Company
TC02-090 Local Exchange Carriers Association
TC02-068 McCook Cooperative Telephone Company
TC02-067 Midstate Communications, Inc.
TC02-088 Roberts County Telephone Cooperative Association and RC Communications, Inc.
TC02-073 Sanborn Telephone Cooperative and SANCOM, Inc.
TC02-058 Sioux Valley Telephone Company
TC02-091 South Dakota Network, L.L.C.
TC02-065 Splitrock Properties, Inc.
TC02-066 Splitrock Telecom Cooperative, Inc.
TC02-064 Sully Buttes Telephone Cooperative, Inc.
TC02-089 Tri-County Telcom, Inc.
TC02-074 Valley Telecommunications Cooperative Association
TC02-054 Vivian Telephone Company
TC02-052 West River Cooperative Telephone Company

Debra Elofson
July 22, 2003
Page 2


By copy of this letter, copies of the same are being served upon counsel for the opposing Petitioner via facsimile and first class mail.

If you have any questions, please feel free to give me a call at any time.

Best regards.

Sincerely,

BARKER, WILSON, REYNOLDS & BURKE, L.L.P.

A handwritten signature in black ink, appearing to read "John W. Burke". The signature is stylized with large, sweeping loops and is positioned above the printed name.

John W. Burke

JWB/bb

Enclosures

cc: S&S Communications
Darla Rogers

JUL 24 2003

BEFORE THE PUBLIC UTILITIES COMMISSION OF THE STATE OF SOUTH DAKOTA **SOUTH DAKOTA PUBLIC UTILITIES COMMISSION**

)
) TC02-088

IN THE MATTER OF THE ESTABLISHMENT OF SWITCHED ACCESS REVENUE REQUIREMENT FOR ROBERTS COUNTY TELEPHONE COOPERATIVE ASSOCIATION AND RC COMMUNICATIONS, INC.) **INTERVENOR’S BRIEF IN RESISTANCE TO MOTION TO DISMISS AND MOTION FOR EXTENSION OF TIME**

COMES NOW the Intervenor, S&S Communications, by and through its attorneys of record, Barker, Wilson, Reynolds & Burke, L.L.P., and hereby submits the following in resistance to Petitioner’s Motion to Dismiss and Motion for Extension of Time to Respond to Second Discovery Requests.

ARGUMENT AND AUTHORITIES

I. PETITIONER’S MOTION TO DISMISS SHOULD BE DENIED.

Petitioner contends that S&S Communications should be dismissed as an Intervenor in this matter. In its words, “[b]ecause S&S no longer purchases switched access services from LECs, any increase in rates will not have any effect on S&S’s pecuniary interest or on its operating expenses.” Disappointingly, in an unwarranted personal attack, Petitioner adds that “S&S’s intervention in this docket has not promoted a timely hearing and disposition of this case by the Commission.” Petitioner’s Motion to Dismiss at 4. Given Petitioner’s comment, before addressing Petitioner’s Motion to Dismiss on the merits, a review of the parties’ respective efforts to “promote[] a timely hearing and disposition of this case by the Commission” is warranted.

A. S&S Communications has worked toward the timely hearing and disposition of this matter.

In June of 2002, Petitioner filed its 2001 Intrastate Switched Access Cost Study for

approval by this Commission. Thereafter, S&S Communications filed S&S Communications' Petition to Intervene. S&S Communications' Petition to Intervene was granted.

On July 26, 2002, S&S Communications served Intervenor's Discovery Requests. On August 26, 2002, *thirty days* after Intervenor's Discovery Requests had been served, Petitioner served its Response to Intervenor's Discovery Requests in which Petitioner objected to each and every one of the Requests for Production. Because Petitioner did nothing more than object to the discovery requests, Petitioner's Response could have been served immediately thereby saving the parties and the Commission thirty days in this process. Instead, Petitioner waited the full thirty days to produce nothing.

On September 4, 2002, just over one week after receiving Petitioner's "responses" to Intervenor's Discovery Requests, S&S Communications served S&S Communications' Request for Access to Confidential Information.

After hearing very little from counsel for Petitioner over the next two months, on November 15, 2002, counsel for S&S Communications mailed counsel for Petitioner a letter stating as follows:

As you know, during the first week of September 2002, I served numerous Requests for Access to Confidential Information. Over the next two months, I heard very little from you in this regard until recently, when you stated in an e-mail that your clients might be willing to disclose this information if it was only reviewed by S&S Communications' expert, Porter Childers. I am writing to simply state that my patience is at an end, and that, therefore, if you do not advise me that this information can be reviewed by Mr. Childers by 12 p.m. on Monday, I will take immediate action, which may or may not include renewed Requests for Access to Confidential Information.

See Attachment A (copy of letter from Burke to Rogers dated November 15, 2002) (emphasis added). This letter prompted a response and, after some discussion, counsel for S&S Communications received a draft of a Protective Agreement on December 5, 2002.

Approximately eight days later, on December 13, 2002, counsel for S&S Communications faxed a copy of a revised Protective Agreement to counsel for Petitioner “with various modifications.” See Attachment B (copy of letter from Burke to Rogers dated December 13, 2002). Counsel for Petitioner faxed another revised Protective Agreement to counsel for S&S Communications on December 18, 2002.

On December 31, 2002, counsel for S&S Communications faxed yet another revised Protective Agreement to counsel for Petitioner. See Attachment C (copy of letter from Burke to Rogers dated December 31, 2002). After counsel for S&S Communications did not hear from counsel for Petitioner during the two weeks that followed, counsel for S&S Communications wrote a letter to counsel for Petitioner stating as follows:

A couple of days ago I called your office and was informed that you would call me back in a few minutes. I did not hear from you later that day, nor did I hear from you yesterday. As a result, I called again yesterday and left another message. In the meantime, we have received an e-mail from Karen Cremer at the Public Utilities Commission indicating that they would like to move forward with these dockets. For that reason, and because I believe that you have had plenty of time to review the language in the Protective Agreement, I would like to know whether you intend to sign the Protective Agreement by 5 p.m. MST today. If I do not hear from you in this regard, I will contact Ms. Cremer on Monday morning and ask that she set a hearing.

While I appreciate that you may be busy, I am sure that you can understand why I do not risk S&S Communications’ meaningful participation in these dockets simply because your clients are struggling with the language of a Protective Agreement concerning documents which we are clearly entitled to.

See Attachment D (copy of letter from Burke to Rogers dated January 17, 2003) (emphasis added).

Approximately three days later, on January 20, 2003, counsel for S&S Communications received a facsimile from counsel for Petitioner accompanied by another draft of the Protective Agreement. After further discussions, on February 3, 2003, counsel for S&S Communications

received yet another proposed Protective Agreement from counsel for Petitioner. Within a matter of days, the parties agreed to a Protective Agreement and it was circulated for the appropriate signatures. Approximately six weeks later, during the first week of April, 2003, a number of the “cost studies” were mailed to S&S Communications’ expert, Porter Childers.

After his initial review of the cost studies, Porter Childers related that additional information was needed to permit a meaningful consideration as to whether an increase of South Dakota’s already high switched access rates is appropriate. On June 12, 2003, S&S Communications served Intervenor’s Second Discovery Requests. To date, Petitioner has not responded to these requests. Instead, like before, Petitioner waited twenty-nine days and then served the present Motion for Extension of Time to Respond to Second Discovery Request.

Given the preceding, S&S Communications would submit that it has been Petitioner, and not S&S Communications, that “has not promoted a timely hearing and disposition of this case by the Commission.” Petitioner’s Motion to Dismiss at 4.¹

B. S&S Communications should not lose its intervenor status.

Though it fails to cite a single case in support of its argument, Petitioner contends that S&S Communications should be dismissed as an intervenor in this matter. According to Petitioner, “S&S can no longer demonstrate that ‘by the outcome of the preceding [it] will be bound and affected either favorably or adversely with respect to an interest peculiar to the petitioner’” Petitioner’s Motion to Dismiss at 3. S&S Communications should not lose its

¹ Petitioner submits that S&S Communications has not responded to Staff’s request for a list of specific issues. Petitioner’s Motion to Dismiss at 4. Petitioner’s representation is inaccurate and misleading. Staff did ask counsel for S&S Communications for an issues matrix. Thereafter, counsel for S&S Communications contacted Staff and informed it that until it had obtained the additional information requested from Petitioner—information needed by S&S Communications’ expert, Porter Childers—that it would be unable to provide an issues matrix.

intervenor status.

First, once this Commission granted S&S Communications status as an intervenor in this matter, it became “a party to the proceeding.” ARSD 20:10:01:15.05. Accord 7C C. Wright & A. Miller, *Federal Practice and Procedure* § 1920 (1985); Schneider v. Dumberton Developers, Inc., 767 F2d 1007, 1017 (CADDC 1985) (“When a party intervenes, it becomes a full participant in the lawsuit and is treated just as if it were an original party.”). By rule, “[a]s a party,” S&S Communications became “entitled . . . to all . . . rights granted to parties by statute.” ARSD 20:10:01:15.05. Parties cannot be summarily dismissed from a matter. See SDCL 15-6-12(b) (motion to dismiss (1) for lack of jurisdiction over the subject matter; (2) for lack of jurisdiction over the person; (3) due to insufficiency of process; (4) due to insufficiency of service of process; (5) for failure to state a claim upon which relief can be granted; (6) for failure to join a party under § 15-6-19); SDCL 15-6-12(c) (motion for judgment on the pleadings); SDCL 15-6-41(b) (motion for involuntary dismissal); SDCL 15-6-56 (motion for summary judgment). Thus, as a party, S&S Communications cannot be summarily dismissed from this proceeding.

Second, the Commission should not overlook the fact that Petitioner will not in any way be prejudiced by S&S Communications’ continued participation in this proceeding. If Petitioner’s cost studies support the rates they seek to implement, and Petitioner has nothing to hide, it should, frankly, be indifferent to S&S Communications’ continued participation.

Third, S&S Communications’ continued participation will aid the Commission in obtaining its ultimate objective of switched access rates that are fair to Petitioner, interexchange carriers, and the citizens of South Dakota. If Petitioner shares this objective—which it should—how can it *reasonably* maintain that S&S Communications should not be allowed to

continue to participate and assist the Commission.²

II. PETITIONER'S MOTION FOR EXTENSION SHOULD BE DENIED.


As noted earlier, after his initial review of the cost studies, S&S Communications' expert, Porter Childers, indicated that additional information was needed to analyze whether an increase of South Dakota's already high switched access rates was appropriate. S&S Communications served Intervenor's Second Discovery Requests on June 12, 2003. Although Petitioner agrees that its "responses are due within thirty days," it seeks an extension because "[i]n the event the Commission grants Company's Motion, responses to the Discovery Requests would not be necessary." Petitioner's Motion to Dismiss at 4-5. Petitioner's Motion should be denied.

Petitioner's Motion is nothing more than a transparent attempt to further delay inquiry into the basis for the switched access rates it seeks to charge. It is worth noting that as of the day S&S Communications' Certificate of Authority was revoked (July 3, 2003)—the event which serves as the basis for Petitioner's Motion—Petitioner had had Intervenor's Second Discovery Requests for approximately twenty days. Because Petitioner only had thirty days to respond to Intervenor's Discovery Requests, Petitioner should have had a substantial portion of the documents already gathered and therefore should have at least produced the documents it had already gathered. There is no good faith reason why Petitioner had not already produced at least what it had gathered by July 3. S&S Communications' expert could be reviewing such documents right now. Petitioner's Motion directly contradicts the promotion of the "timely hearing and disposition of this case by the Commission." Petitioner's Motion to Dismiss at 4.

² In addition, Petitioner will no doubt seek retroactive recovery of the increased switched access rates from interexchange carriers, including S&S Communications. In that case, Petitioner will be seeking additional funds from S&S Communications and, as a result, the Commission's decision will directly and immediately affect the pecuniary interests of S&S Communications.

Dated this 22nd day of July, 2003.


BARKER, WILSON, REYNOLDS & BURKE, L.L.P.
Attorneys for S&S Communications

By: 
John W. Burke
211 Zinnia Street
P.O. Box 100
Belle Fourche, SD 57717-0100
Tel: (605) 723-8000
Fax: (605) 723-8010

CERTIFICATE OF SERVICE

I, John W. Burke, hereby certify that on the 22nd day of July, 2003, I caused a copy of the foregoing **INTERVENOR'S BRIEF IN RESISTANCE TO MOTION TO DISMISS AND MOTION FOR EXTENSION OF TIME** to be served upon the following via facsimile and first class mail:

Darla Pollman Rogers
Riter, Rogers, Wattier & Brown
P.O. Box 280
Pierre, SD 57501


John W. Burke

BARKER WILSON REYNOLDS & BURKE
L A W Y E R S

www.courtroomcounselors.com

4200 BEACH DRIVE
P.O. Box 9335
RAPID CITY, SD 57709-9335
605.718.8000 • FAX: 605.718.8010

211 ZINNIA STREET
P.O. Box 100
BELLE FOURCHE, SD 57717-0100
605.723.8000 • FAX: 605.723.8010

REPLY TO: BELLE FOURCHE OFFICE

November 15, 2002

VIA FACSIMILE AND FIRST CLASS MAIL

Darla Rogers
Meyer & Rogers
P.O. Box 1117
Pierre, SD 57501

Re: S&S Communications/RLECs

Dear Ms. Rogers:


As you know, during the first week of September 2002, I served numerous Requests for Access to Confidential Information. Over the next two months, I heard very little from you in this regard until recently, when you stated in an e-mail that your clients might be willing to disclose this information if it was only reviewed by S&S Communications' expert, Porter Childers. I am writing to simply state that my patience is at an end, and that, therefore, if you do not advise me that this information can be reviewed by Mr. Childers by 12 p.m. on Monday, I will take immediate action, which may or may not include renewed Requests for Access to Confidential Information.

I look forward to hearing from you in this regard. If you have any questions, please feel free to give me a call at any time.

Best regards.

Sincerely,

BARKER, WILSON, REYNOLDS & BURKE, L.L.P.


John W. Burke
For the Firm

JWB/bb

cc: S&S Communications

Attachment
A

BARKER WILSON REYNOLDS & BURKE
L A W Y E R S

4200 BEACH DRIVE
P.O. BOX 9335
RAPID CITY, SD 57709-9335
605.718.8000 ♦ FAX: 605.718.8010

211 ZINNIA STREET
P.O. BOX 100
BELLE FOURCHE, SD 57717-0100
605.723.8000 ♦ FAX: 605.723.8010

www.courtroomcounselors.com

REPLY TO: BELLE FOURCHE OFFICE

December 13, 2002

VIA FACSIMILE AND FIRST CLASS MAIL

Darla Rogers
Meyer & Rogers
P.O. Box 1117
Pierre, SD 57501

Re: S&S Communications/RLECs

Dear Darla:


Enclosed please find a copy of the proposed Protective Agreement you faxed to me earlier this week with various modifications. I would sincerely appreciate it if you would review these modifications and let me know on Monday whether they are acceptable to you.

I look forward to hearing from you in this regard. In the meantime, if you have any questions, please feel free to give me a call at any time.

Best regards.

Sincerely,

BARKER, WILSON, REYNOLDS & BURKE, L.L.P.


John W. Burke
For the Firm

JWB/bb
Enclosure

Attachment
B

BARKER WILSON REYNOLDS & BURKE
L A W Y E R S

4200 BEACH DRIVE
P.O. Box 9335
RAPID CITY, SD 57709-9335
605.718.8000 • FAX: 605.718.8010

211 ZINNIA STREET
P.O. Box 100
BELLE FOURCHE, SD 57717-0100
605.723.8000 • FAX: 605.723.8010

KENNETH E. BARKER"

MICHAEL A. WILSON'

MICHAEL P. REYNOLDS"

JOHN W. BURKE""

JEFFERY D. COLLINS

www.courtroomcounselors.com

REPLY TO: BELLE FOURCHE OFFICE

December 31, 2002

VIA FACSIMILE AND FIRST CLASS MAIL

Darla Rogers
Meyer & Rogers
P.O. Box 1117
Pierre, SD 57501

Re: Protective Agreement

Dear Darla:


I am in receipt of your facsimile dated December 18, 2002, as well as the accompanying revised draft of the Protective Agreement. After reviewing the Protective Agreement, and given the number of changes that have been made, I took the liberty of revising the Protective Agreement. I am enclosing a draft for your review. In my opinion, it protects the interests of both your clients and S&S Communications.

I look forward to hearing from you in this regard. In the meantime, if you have any questions, please feel free to give me a call at any time.

Best regards.

Sincerely,

BARKER, WILSON, REYNOLDS & BURKE, L.L.P.



John W. Burke
For the Firm

JWB/bb
Enclosure

Attachment
C

BARKER WILSON REYNOLDS & BURKE
L A W Y E R S

www.courtroomcounselors.com

4200 BEACH DRIVE
P.O. Box 9335
RAPID CITY, SD 57709-9335
605.718.8000 ♦ FAX: 605.718.8010

211 ZINNIA STREET
P.O. Box 100
BELLE FOURCHE, SD 57717-0100
605.723.8000 ♦ FAX: 605.723.8010

REPLY TO: BELLE FOURCHE OFFICE

January 17, 2003

VIA FACSIMILE AND FIRST CLASS MAIL

Darla Rogers
Meyer & Rogers
P.O. Box 1117
Pierre, SD 57501

Re: S&S Communications v. RLEC's

Dear Darla:

A couple of days ago I called your office and was informed that you would call me back in a few minutes. I did not hear from you later that day, nor did I hear from you yesterday. As a result, I called again yesterday and left another message. In the meantime, we have received an e-mail from Karen Cremer at the Public Utilities Commission indicating that they would like to move forward with these dockets. For that reason, and because I believe that you have had plenty of time to review the language in the Protective Agreement, I would like to know whether you intend to sign the Protective Agreement by 5 p.m. MST today. If I do not hear from you in this regard, I will contact Ms. Cremer on Monday morning and ask that she set a hearing.

While I appreciate that you may be busy, I am sure that you can understand why I do not risk S&S Communications' meaningful participation in these dockets simply because your clients are struggling with the language of a Protective Agreement concerning documents which we are clearly entitled to.

I look forward to hearing from you in this regard. If you have any questions, please feel free to give me a call at any time.

Best regards.

Sincerely,

BARKER, WILSON, REYNOLDS & BURKE, L.L.P.


John W. Burke
For the Firm

JWB/bb

Attachment
D

**BEFORE THE PUBLIC UTILITIES COMMISSION
OF THE STATE OF SOUTH DAKOTA**

IN THE MATTER OF THE ESTABLISHMENT)	NOTICE OF INTENT TO
OF SWITCHED ACCESS REVENUE)	CONSIDER MOTION AS ONE
REQUIREMENT FOR ROBERTS COUNTY)	FOR SUMMARY
TELEPHONE COOPERATIVE ASSOCIATION)	JUDGMENT; ORDER FOR
AND RC COMMUNICATIONS, INC.)	AND NOTICE OF HEARING;
	ORDER EXTENDING TIME
	FOR RESPONSE
	TC02-088

On July 1, 2002, Roberts County Telephone Cooperative Association and RC Communications, Inc. (Company) filed for approval by the Public Utilities Commission (Commission) its 2001 Intrastate Switched Access Cost Study.

On July 3, 2002, the Commission electronically transmitted notice of the filing and the intervention deadline of July 19, 2002, to interested individuals and entities. On July 15, 2002, the Commission received a Petition to Intervene from S&S Communications (S&S). At its regularly scheduled meeting of July 23, 2002, the Commission granted intervention to S&S.

On July 11, 2003, Company filed a Motion to Dismiss and Motion for Extension of Time to Respond to Second Discovery Request (Motions). On July 24, 2003, S&S filed a Brief in Resistance to Motion to Dismiss and Motion for Extension of Time.

The Commission scheduled the Motions for consideration at its regular meeting on August 4, 2003, and the Commission voted unanimously to serve notice on the parties that S&S's Motion to Dismiss will be considered at the Commission's next regularly scheduled meeting on August 19, 2003, at 1:30 p.m. CDT at the Ramada Inn in Aberdeen, South Dakota, alternatively as a motion for summary judgment or as a motion to dismiss. The Commission further voted unanimously to extend the time for Company's response to S&S's pending discovery requests until after decision on Company's Motion to Dismiss and the further order of the Commission.

After hearing and considering the briefs, arguments and factual representations of the parties at its August 4, 2003 meeting, the Commission finds and concludes that S&S has raised an issue as to whether a genuine issue of material fact exists as to whether S&S presently continues to have an interest in the subject matter of this proceeding that is sufficient under ARSD 20:10:01:15.05 to maintain its standing as an intervening party in the proceeding. The Commission further finds and concludes that the issue of whether a genuine issue of material fact exists should be determined before the Motion to Dismiss is decided. The Commission further finds and concludes that if a genuine issue of material fact as to S&S's present interest in the subject matter of this proceeding is presented, then the Commission should hold a preliminary factual hearing to resolve such issue of fact related to S&S's continuing standing to maintain intervenor party status.

The Commission therefore serves notice, in conformity with *Richards v. Lenz*, 539 N.W.2d 80 (S.D. 1995), that it will hold a hearing on August 19, 2003, at 1:30 p.m., at the Ramada Inn, 2727 6th Avenue S.E., Aberdeen, South Dakota, to consider Company's Motion to Dismiss as a motion for summary judgment under SDCL 1-26-18 and 15-6-56, for purposes of considering the issue of whether a genuine issue of material fact exists as to S&S's current interest in this proceeding. If a genuine issue of material fact is not presented, the Commission will determine the issue of whether S&S currently has a sufficient interest in the proceeding to maintain its status as an intervenor party

as a question of law based upon the material facts as to which there is no genuine issue. On or before August 15, 2003, S&S shall file and serve on the parties hereto any affidavit(s) or other proof it wishes to present to demonstrate that a genuine issue of material fact exists as to its present interest in the outcome of this proceeding. On or before August 18, 2003, Company shall file and serve any opposing affidavit(s) or other proofs.

The Commission further serves notice that if the Commission determines at the August 19, 2003 hearing that a genuine issue of material fact is presented as to S&S's current interest in the proceeding, that the Commission will thereupon at such time and place take evidence from S&S and other parties hereto on the issue of S&S's current interest in this proceeding.

The issue at the hearing will be whether by the outcome of the proceeding S&S will be bound and affected either favorably or adversely with respect to an interest peculiar to S&S as distinguished from an interest common to the public or to the taxpayers in general. The hearing will be an adversary proceeding conducted pursuant to SDCL Chapter 1-26. All parties have the right to be present and to be represented by an attorney. These rights and other due process rights may be forfeited if not exercised at the hearing. The Commission will consider all evidence and arguments presented at the hearing. To the extent allowed by law for appeals of interlocutory decisions, the Commission's decision may be appealed by the parties to the circuit court and the state Supreme Court as provided by law. It is therefore

ORDERED, that a hearing shall be held at the time and place and in the manner specified above, on the issue set forth above; and it is further

ORDERED, that S&S shall file and serve any affidavit(s) or other proof as to the above issue on or before August 15, 2003, and that Company shall file and serve any opposing affidavit(s) or other proof on or before August 18, 2003; and it is further

ORDERED, that the time for Company to respond to S&S's pending discovery requests is extended until after the Motion to Dismiss is decided and the further order of the Commission.

Pursuant to the Americans with Disabilities Act, this hearing is being held in a physically accessible location. Please contact the Public Utilities Commission at 1-800-332-1782 at least 48 hours prior to the hearing if you have special needs so arrangements can be made to accommodate you.

Dated at Pierre, South Dakota, this 8th day of August, 2003.

CERTIFICATE OF SERVICE	
The undersigned hereby certifies that this document has been served today upon all parties of record in this docket, as listed on the docket service list, by facsimile or by first class mail, in properly addressed envelopes, with charges prepaid thereon.	
By:	<u> Melaine Kalbo </u>
Date:	<u> 8/8/03 </u>
(OFFICIAL SEAL)	

BY ORDER OF THE COMMISSION:

 Robert K. Sahr
ROBERT K. SAHR, Chairman

 Gary Hanson
GARY HANSON, Commissioner

BARKER WILSON REYNOLDS & BURKE
L A W Y E R S

KENNETH E. BARKER
MICHAEL A. WILSON
MICHAEL P. REYNOLDS
JOHN W. BURKE
JEFFERY D. COLLINS

www.bwrbb.com

4200 BRACH DRIVE
P.O. BOX 9335
RAPID CITY, SD 57709-9335
605.718.8000 • FAX: 605.718.8010

211 ZINNIA STREET
P.O. BOX 100
BELLE FOURCHE, SD 57717-0100
605.723.8000 • FAX: 605.723.8010

REPLY TO: BELLE FOURCHE OFFICE

August 14, 2003

VIA FACSIMILE ONLY

Ms. Pamela Bonrud
Executive Director
Public Utilities Commission
State Capitol
500 East Capitol
Pierre, SD 57501

Re: Affidavit of Les S. Sumption

Dear Ms. Bonrud:

I am writing to simply advise you that earlier today I mailed, via overnight delivery, an *Affidavit of Les S. Sumption* to be filed each of the below referenced dockets. I am enclosing a copy of one of the Affidavits for your reference.

- TC02-071 Baltic Telecom Cooperative
- TC02-080 Beresford Municipal Telephone Company
- TC02-078 Bridgewater-Canistota Independent Telephone Company
- TC02-076 Brookings Municipal Telephone Company
- TC-02-087 DTG Community Telephone
- TC-02-072 East Plains Telecom, Inc.
- TC02-053 Interstate Telecommunication Cooperative, Inc.
- TC02-079 Kennebec Telephone Company
- TC02-090 Local Exchange Carriers Association
- TC02-068 McCook Cooperative Telephone Company
- TC02-067 Midstate Communications, Inc.
- TC02-088 Roberts County Telephone Cooperative Association and RC Communications, Inc.
- TC02-073 Sanborn Telephone Cooperative and SANCOM, Inc.
- TC02-058 Sioux Falley Telephone Company
- TC02-091 South Dakota Network, L.L.C.
- TC02-065 Splitrock Properties, Inc.
- TC02-066 Splitrock Telecom Cooperative, Inc.
- TC02-064 Sully Buttes Telephone Cooperative, Inc.

Ms. Pamela Bonrud
Executive Director
August 14, 2003
Page 2


TC02-089 Tri-County Telcom, Inc.
TC02-077 Union Telephone Company
TC02-074 Valley Telecommunications Cooperative Association
TC02-054 Vivian Telephone Company
TC02-052 West River Cooperative Telephone Company

If you have any questions, please feel free to give me a call at any time.

Best regards.

Sincerely,

BARKER, WILSON, REYNOLDS & BURKE, LLP



John W. Burke

JWB/bb
Enclosure

**BEFORE THE PUBLIC UTILITIES COMMISSION
OF THE STATE OF SOUTH DAKOTA**

**IN THE MATTER OF THE ESTABLISHMENT OF
SWITCHED ACCESS REVENUE REQUIREMENT**

) TC02-053; TC02-052; TC02-054;
) TC02-058; TC02-064; TC02-065;
) TC02-066; TC02-067; TC02-068;
) TC02-071; TC02-072; TC02-073;
) TC02-074; TC02-076; TC02-077;
) TC02-078; TC02-079; TC02-080;
) TC02-087; TC02-088; TC02-089;
) TC02-090; TC02-091
)

AFFIDAVIT OF LES S. SUMPTION

Les S. Sumption, being first duly sworn upon his oath, deposes and states as follows:

1. That I am one of the partners that owns and operates Intervenor S&S Communications.
2. That I make this Affidavit in resistance to Petitioner's Motion to Dismiss and/or Motion for Summary Judgment.
3. That prior to losing its Certificate of Authority S&S Communications was a switch-based interexchange carrier that provided both intra and interstate long distance communications services to subscribers throughout South Dakota.
4. That providing intrastate long distance services in South Dakota requires the following switched access services: Originating Carrier Common Line Access; Originating Local Switching; Originating Local Transport; Centralized Equal Access Service; Terminating Local Transport; Terminating Local Switching; and Terminating Carrier Common Line Access. Pursuant to tariffs, the cost to purchase such services exceeds \$.20 per minute.
5. That over the past several weeks several individuals and/or entities have expressed an interest in purchasing S&S Communications and/or its assets.

6. That S&S Communications is presently in negotiations to sell its business and/or assets.
7. That S&S Communications' pecuniary interests will be directly and immediately affected by the Commission's decision on this matter for the following reasons:
 - (A) Subsequent to the sale, S&S Communications, regardless of the name by which it will do business, will have to purchase switched access services;
 - (B) The individual and/or entity interested in purchasing S&S Communications and/or its assets has expressed some reluctance in following through with the purchase as a result of the rates presently charged for switched access services in South Dakota;
 - (C) If the individual and/or entity interested in purchasing S&S Communications and/or its assets fails to follow through with the purchase, S&S Communications will be divested of a substantial amount of revenue that would have been directed to creditors and/or subscribers that lost service.


Further your affiant sayeth not.


Dated this 14 day of August, 2003.



Les S. Sumption

Subscribed and sworn to before me this 14th day of August, 2003.





Notary Public
My Commission Expires: 1-25-2006

RECEIVED

BEFORE THE PUBLIC UTILITIES COMMISSION

AUG 18 2003

OF THE STATE OF SOUTH DAKOTA

**SOUTH DAKOTA PUBLIC
UTILITIES COMMISSION**

IN THE MATTER OF THE ESTABLISH-
MENT OF SWITCHED ACCESS REVE-
NUE REQUIREMENT

Docket No.'s TC02-052, TC02-053,
TC02-054, TC02-058, TC02-064,
TC02-065, TC02-066, TC02-067,
TC02-068, TC02-071, TC02-072,
TC02-073, TC02-074, TC02-076,
TC02-077, TC02-078, TC02-079,
TC02-080, TC02-087, TC02-088,
TC02-089, TC02-090, TC02-091

RESPONSE OF COMPANIES NAMED IN ABOVE DOCKETS
TO AFFIDAVIT OF LES S. SUMPTION

Relevant Background

In June of 2002, each of the companies named in the above dockets (hereinafter "Companies") filed its 2001 Intrastate Switched Access Cost Study. S&S Communications ("S&S") was granted intervention status in the above dockets by the Commission on July 23, 2002.

On July 1, 2003, pursuant to properly given statutory notice, the Companies' switched access rates became effective, subject to final approval/refund by the Commission. On July 2, 2003, Commission revoked S&S's Certificate of Authority to do business as a telecommunications company in South Dakota.

On July 11, 2003, each of the Companies filed a Motion to Dismiss S&S as Intervenor in the Cost Study Dockets and Motion for Extension of Time to Respond to S&S's Second Discovery Request. S&S filed a Brief in Resistance to Companies' Motions.

On August 4, 2003, the Commission considered the Motions and voted to reconsider the Motion to Dismiss on August 19, 2003, alternatively as a Motion for Summary Judgment or as a Motion to Dismiss. The Commission extended the time of Companies to respond to the Second Discovery Requests pending ruling on the Motion to Dismiss.

On August 14, 2003, S&S filed an Affidavit of Les S. Sumption, resisting Companies' Motion to Dismiss and/or Motion for Summary Judgment. This Response is filed by Companies in support of the Motion to Dismiss and the Motion for Summary Judgment.

Issue

The issue presented is whether a genuine issue of material fact exists as to S&S's current interest in the cost study dockets. If the Commission determines that no genuine issue of material fact exists, it will proceed to determine whether S&S currently has sufficient interest in the proceeding to maintain its status as intervenor party as a question of law.

If the Commission determines S&S has alleged sufficient facts in its Affidavit to establish that a genuine issue of material fact may exist, the Commission will proceed to take evidence from S&S and other parties on the issue of S&S's current interest in the Companies' cost study dockets. The issue at said factual hearing will be whether by the outcome of these proceedings (the cost study dockets) S&S will be bound and affected either favorably or adversely with respect to an interest peculiar to S&S as distinguishable from an interest common to the public or to the taxpayers in general.

Argument

It is Companies' position that a further factual hearing is not necessary, as the Affidavit filed by S&S in this docket is insufficient to establish the existence of a genuine issue of material fact.

SDCL § 15-6-56 governs summary judgment practice. Specifically, SDCL § 15-6-56(e) addresses the form of affidavits necessary to support or oppose a summary judgment motion:

Supporting and opposing affidavits shall be made on personal knowledge, shall set forth such facts as would be admissible in evidence . . . when a motion for summary judgment is made . . . an adverse party may not rest upon the mere allegations or denials of his pleading, but his response . . . must set forth specific facts showing that there is a genuine issue for trial.

A careful review of the Affidavit of Les S. Sumption shows that it falls far short of the statutory standards for opposing affidavits. Paragraph 5 of the Affidavit states that over the past several weeks, "several individuals and/or entities have expressed an interest in purchasing S&S Communications and/or its assets." Paragraph 6 states that S&S is presently negotiating to sell "its business and/or its assets." S&S, however, submits no supplemental documents supporting its stated allegations.

It is highly speculative at best that S&S could sell its business. This Commission can take judicial notice of the fact that S&S can no longer provide services, since its Certificate of Authority has been revoked. Therefore, sale of S&S as a business is very unlikely. S&S is asking the Commission to keep it in these dockets on the slim chance of a sale of its business. No facts are submitted to substantiate these allegations: What is the name of the proposed buyer? Is it an individual or an entity? In his Affidavit, Mr. Sumption apparently cannot decide what type of buyer he is dealing with, despite his assertion that he is "presently" engaged in negotiations. Is the sale one of a business

or one of assets? Again, Mr. Sumption is unable to state what type of sale he is presently negotiating. It is important to remember that the purpose of the current dockets is to determine and establish fair switched access rates in accordance with this Commission's rules, not whether S&S can sell its business or assets.

Nor does Mr. Sumption's Affidavit establish sufficient facts to show that S&S's pecuniary interests will be "directly and immediately affected" by the outcome of these dockets. There is no evidence whatsoever that S&S Communications "will have to purchase switched access services." It obviously cannot do so without a Certificate of Authority. Even assuming for purposes of argument that S&S sells its business as an on-going telecommunications business, which is not only a stretch of the imagination but also not even affirmatively stated and supported by Mr. Sumption's Affidavit, the new buyer would have to establish its own interest in the Companies' switched access rates. Mr. Sumption cannot raise concerns of a phantom buyer and expect such vicarious allegations to sustain the level of specificity required by SDCL 15-6-56(e) to oppose a summary judgment motion. Such hearsay would not be admissible in a factual hearing. If, on the other hand, S&S does sell assets, such as a switch or other personal property, the outcome of these dockets would have no effect whatsoever on such a sale.

The standards of specificity of affidavits in support of or in opposition to summary judgment are high under South Dakota case law as well. The clearest example is found in the case of The Estate of Fredris J. Elliott vs. A&B Welding Supply Company, Inc., 594 NW2d 707 (SD 1999). The case involved agreements among shareholders for the purchase of stock. Specifically, the Estate tried to challenge the validity of written buy/sell agreements on the basis of alleged oral agreements between the share-

holders. In granting summary judgment upholding the validity of the written agreements, the Court stated:

However, proof of a mere possibility is never sufficient to establish a fact . . . “When challenging a summary judgment, the nonmoving party ‘must substantiate his allegations with sufficient probative evidence that would permit a finding in his favor on more than mere speculation, conjecture, or fantasy.’” Himrich v. Carpenter, 569 NW2d 568, 573 (quoting Moody v. St. Charles County, 23 F3d 1410, 1412 (8th Cir. 1994)).

See also Estate of Thomas v. Sheffield, (“mere allegations are not sufficient to preclude summary judgment”), 511 NW2d 841, 844 (SD 1994). Also on point is the case of Paradigm Hotel Mortgage Fund v. Sioux Falls Hotel Company, Inc., 511 NW2d 567 (SD 1994). The Hotel appealed the trial court’s grant of summary judgment to Paradigm in a foreclosure action against Hotel on a defaulted mortgage loan. The argument centered around the value of the mortgaged property. Hotel, in opposition to the summary judgment motion, failed to complete an appraisal “or to obtain evidence to back up [its] conclusory allegations.”

The trial court was left to decide whether an issue of fact existed on value based upon Defendant’s appraiser’s assertion that the property was worth “substantially more” than the value shown in the mortgage holder’s appraisal. In sum, the circuit court was asked to anticipate possible proof. Unsupported conclusions and speculative statements do not raise a genuine issue of fact. Paradigm at 569.

S&S is doing exactly what the Defendant in Paradigm did. It is asking this Commission to find that there is a genuine issue of material fact by “anticipating possible proof.” The “unsupported conclusions and speculative statements” in Mr. Sumption’s Affidavit clearly do not raise a genuine issue of fact.

Conclusion

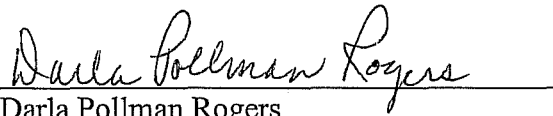
Since S&S has failed to establish that a genuine issue of material fact exists as to its current interest in the proceeding, the Commission can proceed to determine

whether S&S currently has sufficient interest in the cost study dockets to maintain its status as an intervenor party as a matter of law. Companies have established in prior proceedings before this Commission:

- (a) That S&S does not pay Companies' 2001 switched access charges, as its Certificate of Authority is revoked and it is no longer in business; thus S&S no longer has any interest in the cost study dockets;
- (b) That S&S has failed to establish a peculiar interest beyond that of the general public;
- (c) That S&S's continued presence in these dockets is prejudicial to the Companies;
- (d) That this Commission has the expertise and authority to establish switched access rates without S&S's continued participation in these dockets;
- (e) That no issue exists as to retroactive applicability of the 2001 switched access rates; and
- (f) That courts and commissions have full authority to rule upon intervenor status, including the authority to dismiss an intervenor.

Accordingly, Companies respectfully request this Commission to grant the Motion to Dismiss S&S as an intervenor in each of the above-numbered dockets. Companies also request the Commission to order that Companies are not required to respond to S&S's Second Discovery Requests.

Respectfully submitted this eighteenth day of August, 2003.


Darla Pollman Rogers
Riter, Rogers, Wattier & Brown
P. O. Box 280
Pierre, South Dakota 57501
Telephone (605) 224-7889
Attorney for Companies

CERTIFICATE OF SERVICE

The undersigned hereby certifies that she served a copy of the foregoing **RESPONSE** upon the person herein next designated, on the date below shown, by facsimile and by depositing a copy of the said Response in the United States mail at Pierre, South Dakota, postage prepaid, in an envelope addressed to said addressee, to-wit:

John W. Burke
Barker, Wilson, Reynolds & Burke, LLP
P. O. Box 100
Belle Fourche, South Dakota 57717-0100

Dated this eighteenth day of August, 2003.



Darla Pollman Rogers
Riter, Rogers, Wattier & Brown
P. O. Box 280
Pierre, South Dakota 57501
Telephone (605) 224-7889
Attorney for Companies



**SOUTH DAKOTA
PUBLIC UTILITIES COMMISSION**

500 East Capitol Avenue
Pierre, South Dakota 57501-5070
www.state.sd.us/puc

Capitol Office
(605) 773-3201
(605) 773-3809 fax

Transportation/Warehouse
(605) 773-5280
(605) 773-3225 fax

Consumer Hotline
1-800-332-1782

Bob Sahr, Chair
Gary Hanson, Vice-Chair
Jim Burg, Commissioner

RECEIVED

SEP 02 2003

**SOUTH DAKOTA PUBLIC
UTILITIES COMMISSION**

MEMORANDUM

TO: Commissioners Sahr, Hanson and Burg

FROM: Keith Senger 

RE: TC02-088 – Roberts County Telephone Cooperative Association and RC Communications, Inc.,
Intrastate Switched Access Revenue Requirement

DATE: September 2, 2003

On July 1, 2002, Roberts County Telephone Cooperative Association and RC Communications, Inc. (Roberts County and RCC) filed an Intrastate Switched Access Cost Study pursuant to the administrative rules and based on the twelve months ended December 31, 2001. The cost study submitted by Roberts County and RCC developed a revenue requirement of \$869,920. Roberts County and RCC's access minutes of use for 2001 were 3,958,615. Roberts County and RCC are members of the Local Exchange Carrier Association (LECA). As members of LECA, Roberts County and RCC's revenue requirement and intrastate switched access minutes of use are part of the total revenue requirement and total intrastate switched access minutes of use used in the determination of the Carrier Common Line, Local Switching, and Common Transport rate elements for LECA.

On July 3, 2002, the Commission electronically transmitted notice of the filing and the intervention deadline of July 10, 2002, to interested individuals and entities. On July 15, 2002, the Commission received a Petition to Intervene from S&S Communications (S&S). On July 23, 2002, the Commission granted S&S's Intervention and ordered Roberts County and RCC to deposit an initial assessment of \$1000 in the SDPUC regulatory fee fund and to deposit any additional amounts as required by the executive director. On August 19, 2003, the Commission issued a summary disposition to dismiss S&S as an intervening party.

Staff has reviewed the cost study and supporting documentation and sent five data requests. During this review, Staff requested Roberts County and RCC to remove (1) \$7,534 for dues, contributions, etc., (2) to amortize non-recurring cost study expense of \$39,282 over three years, and (3) to adjust the RUP, CM, CMM and Tandem Switching factors. Roberts County and RCC agreed to these changes but requested to update the FRRPA expense and recovery of the Global Crossing uncollectible expense of \$10,601. Staff opposed the addition of the Global Crossing uncollectible. On April 7, 2003 Roberts County and RCC submitted a revised study containing these adjustments which increased the revenue requirement to \$913,533. On August 26, 2003, Roberts County and RCC, through the LECA attorney Darla Rogers, agreed to remove the Global Crossing adjustment. On August 29, 2003, Roberts County and RCC submitted an electronic final revised study excluding the Global Crossing uncollectible which decreased the revenue requirement to \$912,889.

Staff recommends the Commission approve the adjusted revenue requirement of \$912,889 for Roberts County Telephone Cooperative Association and RC Communications, Inc.

C: John W. Coleman, Olsen Thielen & Co., LTD
Pamela Harrington, Roberts County Telephone Cooperative Association and RC Communications, Inc.



OLSEN THIELEN & CO., LTD.

Certified Public Accountants & Consultants

September 2, 2003

RECEIVED

SEP 03 2003

SOUTH DAKOTA PUBLIC
UTILITIES COMMISSION

Keith Senger
Public Utilities Commission
500 East Capital Avenue
Pierre SD 57501-5070

RE: TC02-088 Roberts County & RC Communications Switched Access Study

Enclosed please find six copies of the switched access study which was revised to remove uncollectibles. Please call me if there are any questions or more information is needed.

Sincerely,

John W Coleman
Certified Public Accountant

Roberts County Telephone & RC Communications

***** FCC PART 69 *****

Intrastate Toll Revenue Requirement Summary		Part 36 Total	Source	Common Line	Local Switching	Information	Common Transport	Billing and Collection	Other		
(A)	(B)	(C)	(D)	(E)	(F)	(G)	(H)	(I)			
INTRALATA:											
15	Net Investment	\$2,534,749	J13	\$1,655,339	\$216,399	\$0	\$663,012	\$0	\$0	O.K.	
16	Rate of Return	10.00%		10.00%	10.00%	10.00%	10.00%	10.00%	10.00%		
17											
18	Return on Rate Base	\$253,475		\$165,534	\$21,640	\$0	\$66,301	\$0	\$0	O.K.	
19	Return Adjustments	0	J18-20	0	0	0	0	0	0	O.K.	
20											
21	Net Return on Rate Base	\$253,475		\$165,534	\$21,640	\$0	\$66,301	\$0	\$0	O.K.	
22	Income Taxes	64,924	J31-32	42,399	5,543	0	16,982	0	0	O.K.	
23	Expenses and Other Taxes	612,761	J33-35, 40	222,675	88,654	3,786	279,375	18,272	0	O.K.	
24											
25	Total IntraLATA Rev. Req.	\$931,160		\$430,608	\$115,836	\$3,786	\$362,659	\$18,272	\$0	O.K.	
26											
27											
28											
29	INTERLATA:										
30											
31	Net Investment	\$0	P13	\$0	\$0	\$0	\$0	\$0	\$0	O.K.	
32	Rate of Return	10.00%		10.00%	10.00%	10.00%	10.00%	10.00%	10.00%		
33											
34	Return on Rate Base	\$0		\$0	\$0	\$0	\$0	\$0	\$0	O.K.	
35	Return Adjustments	0	P18-20	0	0	0	0	0	0	O.K.	
36											
37	Net Return on Rate Base	\$0		\$0	\$0	\$0	\$0	\$0	\$0	O.K.	
38	Income Taxes	0	P31-32	0	0	0	0	0	0	O.K.	
39	Expenses and Other Taxes	0	P33-35, 40	0	0	0	0	0	0	O.K.	
40											
41	Total InterLATA Rev. Req.	\$0		\$0	\$0	\$0	\$0	\$0	\$0	O.K.	
42											
43											
44											
45	TOTAL INTRASTATE REV. REQ.	\$931,160		\$430,608	\$115,836	\$3,786	\$362,659	\$18,272	\$0		
	ACCESS ELEMENT MINUTES OF USE			3,958,615	3,958,615		3,958,615				
	ACCESS RATE PER MINUTE	\$0.229652		\$0.108777	\$0.029262		\$0.091613				

RECEIVED
 SEP 03 2003
 SOUTH DAKOTA PUBLIC
 UTILITIES COMMISSION

Roberts County Telephone & RC Communications

***** FCC PART 36 ***** Revenue Requirement Summary		TOTAL COMPANY	Source/ Allocator	Interstate and Other	Intrastate				TOTAL INTRASTATE	
					Message Telephone Service		Private Line			
					InterLATA	IntraLATA	InterLATA	IntraLATA		
(A)	(B)	(C)	(D)	(E)	(F)	(G)	(H)	(I)		
13	State Income Tax Rate	0.00%	---	0.00%	0.00%	0.00%	0.00%	0.00%	0.00%	
14	Federal Income Tax Rate	34.00%	---	34.00%	34.00%	34.00%	34.00%	34.00%	34.00%	
15	Gross Receipts Tax Rate	3.00%	---	3.00%	3.00%	3.00%	3.00%	3.00%	3.00%	
16										
17										
18	Net Investment	\$9,964,825	C68	\$7,430,076	\$0	\$2,534,749	\$0	\$0	\$2,534,749	O.K.
19	Rate of Return	10.00%	---	10.00%	10.00%	10.00%	10.00%	10.00%	10.00%	
20										
21	Return on Rate Base	\$996,483		\$743,008	\$0	\$253,475	\$0	\$0	\$253,475	O.K.
22										
23	AFUDC	0	H43	0	0	0	0	0	0	O.K.
24	ITC Amortization	0	H36	0	0	0	0	0	0	O.K.
25	Other Return Adjustments	0	V242	0	0	0	0	0	0	O.K.
26										
27	Net Return	\$996,483		\$743,008	\$0	\$253,475	\$0	\$0	\$253,475	O.K.
28										
29	Contributions	0	H52	0	0	0	0	0	0	O.K.
30	Interest Expense	501,165	H44	373,719	0	127,446	0	0	127,446	O.K.
31	Capital Lease Expense	0	H46	0	0	0	0	0	0	O.K.
32	Capitalized Payroll taxes	0	H36	0	0	0	0	0	0	O.K.
33	Depreciation Adjustment	0	H36	0	0	0	0	0	0	O.K.
34	Other Income Adjustments	0	V248	0	0	0	0	0	0	O.K.
35										
36	After Tax Income	\$495,318		\$369,289	\$0	\$126,029	\$0	\$0	\$126,029	O.K.
37										
38	State Income Taxes	\$0	Formula	\$0	\$0	\$0	\$0	\$0	\$0	O.K.
39	Federal Income Taxes	255,164	Formula	190,240	0	64,924	0	0	64,924	O.K.
40	Operating Expenses and Taxes	2,304,984	I196	1,691,236	0	613,748	0	0	613,748	O.K.
41	Uncollectibles	0	V249	0	0	0	0	0	0	O.K.
42	Other Revenue Adjustments	(126,577)	V250	(96,761)	0	(29,816)	0	0	(29,816)	O.K.
43										
44	Net Revenue	\$3,556,630		\$2,624,484	\$0	\$932,146	\$0	\$0	\$932,146	O.K.
45	Gross Receipts Taxes	109,999	Formula	81,170	0	28,829	0	0	28,829	O.K.
46	Other Revenue Taxes	0	V251	0	0	0	0	0	0	O.K.
47										
	TOTAL REVENUE REQUIREMENT	\$3,666,629		\$2,705,653	\$0	\$960,976	\$0	\$0	\$960,976	O.K.

Roberts County Telephone & RC Communications

		Intrastate								
***** FCC PART 36 ***** Investment Summary		TOTAL COMPANY	Source/ Allocator	Interstate and Other	Message Telephone Service		Private Line		TOTAL INTRASTATE	
(A)	(B)	(C)	(D)	InterLATA	IntraLATA	InterLATA	IntraLATA	(I)		
				(E)	(F)	(G)	(H)			
13	Land and Support Investment	\$1,382,948	D33	\$1,035,102	\$0	\$347,846	\$0	\$0	\$347,846	O.K.
14										
15	COE Operator Equipment	\$0	D43	\$0	\$0	\$0	\$0	\$0	\$0	O.K.
16	COE Switching Equipment	2,472,652	D68	1,907,368	0	565,284	0	0	565,284	O.K.
17	COE Transmission Equipment	3,135,681	D85	2,259,153	0	876,528	0	0	876,528	O.K.
18										
19	Total COE	\$5,608,333		\$4,166,522	\$0	\$1,441,811	\$0	\$0	\$1,441,811	O.K.
20	Info. Orig./Term. Equipment	0	D94	0	0	0	0	0	0	O.K.
21	Cable and Wire Facilities	9,780,187	D137	7,351,396	0	2,428,791	0	0	2,428,791	O.K.
22										
23	Total COE, IOT, C&WF	\$15,388,520		\$11,517,917	\$0	\$3,870,603	\$0	\$0	\$3,870,603	O.K.
24										
25	Total Capital Leases	\$0	D173	\$0	\$0	\$0	\$0	\$0	\$0	O.K.
26										
27	Leasehold Improvements	\$0	D186	\$0	\$0	\$0	\$0	\$0	\$0	O.K.
28										
29	Intangible Assets	\$13,094	D209	\$0	\$0	\$13,094	\$0	\$0	\$13,094	O.K.
30										
31										
32	Total Tele. Plt. In Service	\$16,784,562		\$12,553,019	\$0	\$4,231,543	\$0	\$0	\$4,231,543	O.K.
33										
34	Plant Held, Future Use	\$0	D214-215	\$0	\$0	\$0	\$0	\$0	\$0	O.K.
35	TPUC, Short-term	61,897	D216-217	46,292	0	15,605	0	0	15,605	O.K.
36	TPUC, Long-term	0	D218-219	0	0	0	0	0	0	O.K.
37	Tel. Plt. Adjustment	0	D220-221	0	0	0	0	0	0	O.K.
38										
39	Total Other Tel. Plt.	\$61,897		\$46,292	\$0	\$15,605	\$0	\$0	\$15,605	O.K.
40										
41										
42	TOTAL TELEPHONE PLANT	\$16,846,459		\$12,599,311	\$0	\$4,247,148	\$0	\$0	\$4,247,148	O.K.

Roberts County Telephone & RC Communications

		Intrastate								
		Message Telephone Service			Private Line					
***** FCC PART 36 ***** Investment Summary		TOTAL COMPANY	Source/ Allocator	Interstate	InterLATA	IntraLATA	InterLATA	IntraLATA	TOTAL INTRASTATE	
(A)	(B)	(C)	(D)	(E)	(F)	(G)	(H)	(I)		
56	Other Assets, Net	0	V105	0	0	0	0	0	0	O.K.
57	Accumulated Depr./Amort	(6,878,302)	E34	(5,159,900)	0	(1,718,402)	0	0	(1,718,402)	O.K.
58	Accum. Def. Inc. Taxes, Net	(165,064)	E47	(124,511)	0	(40,553)	0	0	(40,553)	O.K.
59	Oth. Liab. & Def. Cr., Net	(18,589)	V106	(18,589)	0	0	0	0	0	O.K.
60										
61	TOTAL NET PLANT	\$9,784,504		\$7,296,311	\$0	\$2,488,193	\$0	\$0	\$2,488,193	O.K.
62										
63	Materials and Supplies	104,747	H31	78,734	0	26,013	0	0	26,013	O.K.
64	Rural Tel. Bank Stock	0	H35	0	0	0	0	0	0	O.K.
65	Cash Working Capital	75,574	Formula	55,031	0	20,544	0	0	20,544	O.K.
66	Equal Access Investment	0	--	0	0	0	0	0	0	O.K.
67										
68	TOTAL NET INVESTMENT	\$9,964,825		\$7,430,076	\$0	\$2,534,749	\$0	\$0	\$2,534,749	O.K.
69										

Roberts County Telephone & RC Communications

***** FCC PART 36 ***** Plant Investment Detail (A)	TOTAL COMPANY (B)	Source/ Allocator (C)	Interstate and Other (D)	Intrastate				TOTAL INTRASTATE (I)	
				Message Telephone Service		Private Line			
				InterLATA (E)	IntraLATA (F)	InterLATA (G)	IntraLATA (H)		
13 LAND AND SUPPORT ASSETS:									
14									
15 Land, Allocable	\$0	H33	\$0	\$0	\$0	\$0	\$0	\$0	O.K.
16 Land, Direct	0	V22	0	0	0	0	0	0	O.K.
17									
18 Total Land	\$0		\$0	\$0	\$0	\$0	\$0	\$0	O.K.
19									
20 Motor Vehicles	\$0	H33	\$0	\$0	\$0	\$0	\$0	\$0	O.K.
21 Aircraft	0	H33	0	0	0	0	0	0	O.K.
22 Special Purpose Vehicles	0	H33	0	0	0	0	0	0	O.K.
23 Garage Work Equipment	0	H33	0	0	0	0	0	0	O.K.
24 Other Work Equipment	0	H33	0	0	0	0	0	0	O.K.
25 Buildings, Allocable	1,382,948	H33	1,035,102	0	347,846	0	0	347,846	O.K.
26 Buildings, Direct	0	V29	0	0	0	0	0	0	O.K.
27 Furniture	0	H33	0	0	0	0	0	0	O.K.
28 Office Equipment	0	H33	0	0	0	0	0	0	O.K.
29 General Purpose Computers	0	H33	0	0	0	0	0	0	O.K.
30									
31 Total Support Assets	\$1,382,948		\$1,035,102	\$0	\$347,846	\$0	\$0	\$347,846	O.K.
32									
33 Tot. Land and Support Assets	\$1,382,948		\$1,035,102	\$0	\$347,846	\$0	\$0	\$347,846	O.K.
34									
35									
36 CENTRAL OFFICE EQUIPMENT:									
37									
38 CAT 1 Oper. Sys., TSPS	\$0	G22	\$0	\$0	\$0	\$0	\$0	\$0	O.K.
39 CAT 1 Oper. Sys., Other TSPS	0	G21	0	0	0	0	0	0	O.K.
40 CAT 1 Oper. Sys., Aux. Pos.	0	G23	0	0	0	0	0	0	O.K.
41 CAT 1 Oper. Sys., Other	0	V36	0	0	0	0	0	0	O.K.
42									
43 Total CAT 1	\$0		\$0	\$0	\$0	\$0	\$0	\$0	O.K.
44									
45									
46 CAT 2 Tandem Sw. Allocable	\$338,145	G26	\$195,827	\$0	\$142,318	\$0	\$0	\$142,318	O.K.
47 CAT 2 Tandem Sw. Direct	0	V38	0	0	0	0	0	0	O.K.
48									
49 Total CAT 2	\$338,145		\$195,827	\$0	\$142,318	\$0	\$0	\$142,318	O.K.

Roberts County Telephone & RC Communications

		Intrastate								
		TOTAL COMPANY	Source/ Allocator	Interstate and Other	Message Telephone Service		Private Line		TOTAL INTRASTATE	
					InterLATA	IntraLATA	InterLATA	IntraLATA		
***** FCC PART 36 ***** Plant Investment Detail	(A)	(B)	(C)	(D)	(E)	(F)	(G)	(H)	(I)	
63	CAT 3 Local Sw. Allocable	\$2,134,507	G15	\$1,711,542	\$0	\$422,965	\$0	\$0	\$422,965	O.K.
64	CAT 3 Local Sw. Direct	0	V40	0	0	0	0	0	0	O.K.
65										
66	Total CAT 3	\$2,134,507		\$1,711,542	\$0	\$422,965	\$0	\$0	\$422,965	O.K.
67										O.K.
68	Total COE Sw. CAT 2&3	\$2,472,652		\$1,907,368	\$0	\$565,284	\$0	\$0	\$565,284	O.K.
69										
70										
71	COE TRANSMISSION:									
72										
73	CAT 4.12 Exchange Trunk	\$139,070	123	\$139,070	\$0	\$0	\$0	\$0	\$0	O.K.
74	CAT 4.12 Exch. Tr. Direct	0	V42	0	0	0	0	0	0	O.K.
75	CAT 4.13 Exch. Ln. Message	1,642,993	G13	1,232,244	0	410,748	0	0	410,748	O.K.
76	CAT 4.13 PL, WATS, Local	32,437	F18	32,437	0	0	0	0	0	O.K.
77	CAT 4.13 Direct	0	V45	0	0	0	0	0	0	O.K.
78	CAT 4.23 Message	1,140,911	G18	694,818	0	446,093	0	0	446,093	O.K.
79	CAT 4.23 PL, WATS	26,657	F24	26,657	0	0	0	0	0	O.K.
80	CAT 4.23 Direct	0	V48	0	0	0	0	0	0	O.K.
81	CAT 4.3 H/R Message	153,613	G29	133,926	0	19,687	0	0	19,687	O.K.
82	CAT 4.3 WATS	0	V50	0	0	0	0	0	0	O.K.
83	CAT 4.3 Direct	0	V51	0	0	0	0	0	0	O.K.
84										
85	Total COE CAT 4	\$3,135,681		\$2,259,153	\$0	\$876,528	\$0	\$0	\$876,528	O.K.
86										
87										
88	INFORMATION ORIGINATION/TERMINATION:									
89										
90	CAT 1 Other IOT Equipment	\$0	G13	\$0	\$0	\$0	\$0	\$0	\$0	O.K.
91	CAT 1 Coinless Pay Phones	0	G18	0	0	0	0	0	0	O.K.
92	CAT 2 CP Equipment	0	V70	0	0	0	0	0	0	O.K.
93										
94	Total IOT Equipment	\$0		\$0	\$0	\$0	\$0	\$0	\$0	O.K.
95										
96										

Roberts County Telephone & RC Communications

		Intrastate							
				Message Telephone Service		Private Line		TOTAL	
***** FCC PART 36 ***** Plant Investment Detail	TOTAL COMPANY	Source/ Allocator	Interstate and Other	InterLATA	IntraLATA	InterLATA	IntraLATA	INTRASTATE	
(A)	(B)	(C)	(D)	(E)	(F)	(G)	(H)	(I)	
111 CABLE AND WIRE FACILITIES:									
112									
113 CAT 1.1 IntraLATA PL/WATS	166,960	F31	\$166,960	\$0	\$0	\$0	\$0	\$0 O.K.	
114 CAT 1.2 InterLATA PL/WATS	0	F31	0	0	0	0	0	0 O.K.	
115 CAT 1.3 Joint Message	8,456,714	G13	6,342,536	0	2,114,179	0	0	2,114,179 O.K.	
116 Other CAT 1 C&WF	0	V74	0	0	0	0	0	0 O.K.	
117									
118 Total CAT 1 C&WF	\$8,623,674		\$6,509,495	\$0	\$2,114,179	\$0	\$0	\$2,114,179 O.K.	
119									
120 CAT 2 C&WF	\$177,924	G28	\$177,924	\$0	\$0	\$0	\$0	\$0 O.K.	
121 CAT 2 C&WF, Wideband	0	V76	0	0	0	0	0	0 O.K.	
122									
123 Total CAT 2 C&WF	\$177,924		\$177,924	\$0	\$0	\$0	\$0	\$0 O.K.	
124									
125 CAT 3 Joint Message	760,198	G17	471,237	0	288,960	0	0	\$288,960 O.K.	
126 CAT 3 PL/WATS etc.	18,227	F36	18,227	0	0	0	0	0 O.K.	
127 CAT 3 Direct	0	V79	0	0	0	0	0	0 O.K.	
128									
129 Total CAT 3 C&WF	\$778,425		\$489,465	\$0	\$288,960	\$0	\$0	\$288,960 O.K.	
130									
131 CAT 4 Message	\$200,164	G29	\$174,512	\$0	\$25,652	\$0	\$0	\$25,652 O.K.	
132 CAT 4 WATS	0	V81	0	0	0	0	0	0 O.K.	
133 CAT 4 Direct	0	V82	0	0	0	0	0	0 O.K.	
134									
135 Total CAT 4 C&WF	\$200,164		\$174,512	\$0	\$25,652	\$0	\$0	\$25,652 O.K.	
136									
137 TOTAL C&WF	\$9,780,187		\$7,351,396	\$0	\$2,428,791	\$0	\$0	\$2,428,791 O.K.	
138									
139									
140 CAPITAL LEASES:									
141									
142 Allocable Support Leases	\$0	H14	\$0	\$0	\$0	\$0	\$0	\$0 O.K.	
143 Direct Support Leases	0	V84	0	0	0	0	0	0 O.K.	
144									
145 Total Support Leases	\$0		\$0	\$0	\$0	\$0	\$0	\$0 O.K.	

Roberts County Telephone & RC Communications

***** FCC PART 36 ***** Plant Investment Detail	TOTAL COMPANY	Source/ Allocator	Interstate and Other	Intrastate				TOTAL INTRASTATE		
				Message Telephone Service		Private Line				
				InterLATA	IntraLATA	InterLATA	IntraLATA			
(A)	(B)	(C)	(D)	(E)	(F)	(G)	(H)	(I)		
160										
161 COE Operator	\$0	H16	\$0	\$0	\$0	\$0	\$0	\$0	\$0	O.K.
162 COE Tandem Switch	0	H17	0	0	0	0	0	0	0	O.K.
163 COE Local Switch	0	H18	0	0	0	0	0	0	0	O.K.
164 COE Transmission	0	H20	0	0	0	0	0	0	0	O.K.
165 COE Direct	0	V89	0	0	0	0	0	0	0	O.K.
166										
167 Total COE Leases	\$0		\$0	\$0	\$0	\$0	\$0	\$0	\$0	O.K.
168										
169 IOT Leases	\$0	V90	\$0	\$0	\$0	\$0	\$0	\$0	\$0	O.K.
170										
171 C&WF Leases	\$0	V91	\$0	\$0	\$0	\$0	\$0	\$0	\$0	O.K.
172										
173 TOTAL CAPITAL LEASES	\$0		\$0	\$0	\$0	\$0	\$0	\$0	\$0	O.K.
174										
175										
176 LEASEHOLD IMPROVEMENTS:										
177										
178 Land and Support Assets	\$0	H14	\$0	\$0	\$0	\$0	\$0	\$0	\$0	O.K.
179 COE Switching	0	H18	0	0	0	0	0	0	0	O.K.
180 COE Operator	0	H16	0	0	0	0	0	0	0	O.K.
181 COE Transmission	0	H20	0	0	0	0	0	0	0	O.K.
182 IOT	0	V96	0	0	0	0	0	0	0	O.K.
183 C&WF	0	V97	0	0	0	0	0	0	0	O.K.
184 Other	0	V98	0	0	0	0	0	0	0	O.K.
185										
186 TOTAL LEASEHOLD IMPROVEMEN	\$0		\$0	\$0	\$0	\$0	\$0	\$0	\$0	O.K.
187										
188										
189 TPIS, EXCL. ACCT. No. 2690	\$16,771,468		\$12,553,019	\$0	\$4,218,449	\$0	\$0	\$4,218,449	O.K.	

Roberts County Telephone & RC Communications

***** FCC PART 36 ***** Plant Investment Detail	TOTAL COMPANY	Source/ Allocator	Interstate and Other	Intrastate				TOTAL INTRASTATE		
				Message Telephone Service		Private Line				
				InterLATA	IntraLATA	InterLATA	IntraLATA			
(A)	(B)	(C)	(D)	(E)	(F)	(G)	(H)	(I)		
204 INTANGIBLE ASSETS:										
205										
206 Allocable Acct. No. 2690	\$0	H36	\$0	\$0	\$0	\$0	\$0	\$0	\$0	O.K.
207 Direct Acct. No. 2690	13,094	V100	0	0	13,094	0	0	13,094	0	O.K.
208										
209 Total Intangible Assets	\$13,094		\$0	\$0	\$13,094	\$0	\$0	\$13,094	0	O.K.
210										
211										
212 OTHER TELEPHONE PLANT:										
213										
214 Held for Fut. Use - Alloc.	\$0	---	\$0	\$0	\$0	\$0	\$0	\$0	\$0	O.K.
215 Held for Fut. Use - Direct	0	---	0	0	0	0	0	0	0	O.K.
216 TPUC, Short-term - Alloc.	61,897	H35	46,292	0	15,605	0	0	15,605	0	O.K.
217 TPUC, Short-term - Direct	0	V124	0	0	0	0	0	0	0	O.K.
218 TPUC, Long-term - Alloc.	0	H35	0	0	0	0	0	0	0	O.K.
219 TPUC, Long-term - Direct	0	V126	0	0	0	0	0	0	0	O.K.
220 Tele. Plt. Adjust. - Alloc.	0	H35	0	0	0	0	0	0	0	O.K.
221 Tele. Plt. Adjust. - Direct	0	V104	0	0	0	0	0	0	0	O.K.
222										
223 Total Other Telephone Plant	\$61,897		\$46,292	\$0	\$15,605	\$0	\$0	\$15,605	0	O.K.

Roberts County Telephone & RC Communications

***** FCC PART 36 ***** Reserves and Deferrals	TOTAL COMPANY	Source/ Allocator	Interstate and Other	Intrastate				TOTAL INTRASTATE		
				Message Telephone Service		Private Line				
				InterLATA	IntraLATA	InterLATA	IntraLATA			
(A)	(B)	(C)	(D)	(E)	(F)	(G)	(H)	(I)		
13 ACCUM. DEPRECIATION, TPIS:										
14										
15 Support Assets	\$553,294	H13	\$414,127	\$0	\$139,167	\$0	\$0	\$139,167	O.K.	
16 COE Switching	1,502,308	H19	1,158,859	0	343,449	0	0	343,449	O.K.	
17 COE Operator	0	H16	0	0	0	0	0	0	O.K.	
18 COE Transmission	1,184,967	H20	853,729	0	331,238	0	0	331,238	O.K.	
19 IOT Equipment	0	H25	0	0	0	0	0	0	O.K.	
20 Cable and Wire Facilities	3,636,189	H31	2,733,185	0	903,004	0	0	903,004	O.K.	
21 Other Plant	0	V135	0	0	0	0	0	0	O.K.	
22										
23 Total Accum. Depr., TPIS	\$6,876,758		\$5,159,900	\$0	\$1,716,858	\$0	\$0	\$1,716,858	O.K.	
24										
25 ACCUM. AMORTIZATION:										
26										
27 Accum. Depreciation, PHFU	\$0	H38	\$0	\$0	\$0	\$0	\$0	\$0	O.K.	
28 Accum. Amort., Tangible Inv.	0	H40	0	0	0	0	0	0	O.K.	
29 Accum. Amort., Intang. Inv.	1,544	H41	0	0	1,544	0	0	1,544	O.K.	
30 Accum. Amort., Other	0	V138	0	0	0	0	0	0	O.K.	
31										
32 Tot. Accum. Amortization	\$1,544		\$0	\$0	\$1,544	\$0	\$0	\$1,544	O.K.	
33										
34 Total Accum. Depr./Amort.	\$6,878,302		\$5,159,900	\$0	\$1,718,402	\$0	\$0	\$1,718,402	O.K.	
35										
36										
37 ACCUM. DEF. INC. TAXES, NET:										
38										
39 Support Assets	9,135	H13	\$6,837	\$0	\$2,298	\$0	\$0	\$2,298	O.K.	
40 COE Switching	47,580	H19	36,703	0	10,877	0	0	10,877	O.K.	
41 COE Operator	0	H16	0	0	0	0	0	0	O.K.	
42 COE Transmission	15,074	H20	10,860	0	4,214	0	0	4,214	O.K.	
43 IOT Equipment	0	H25	0	0	0	0	0	0	O.K.	
44 Cable and Wire Fac.	93,275	H31	70,111	0	23,164	0	0	23,164	O.K.	
45 Unclassified	0	V145	0	0	0	0	0	0	O.K.	
46										
47 Total Accum. Def. Inc. Taxes	\$165,064		\$124,511	\$0	\$40,553	\$0	\$0	\$40,553	O.K.	

Roberts County Telephone & RC Communications

Private Line

***** FCC PART 36 ***** Functional Distribution of Selected Investments	TOTAL COMPANY	Joint Use Message	Interstate		Intrastate		Extended Area Service	Other		
			InterLATA	IntraLATA	InterLATA	IntraLATA				
			(D)	(E)	(F)	(G)				
(A)	(B)	(C)	(D)	(E)	(F)	(G)	(H)	(I)		
13 TRANS. CCT EQUIPMENT:										
14										
15 Working Loops	2,221	2,178	0	0	0	0	0	43	O.K.	
16 Avg. Cost per Loop	754.36	754.36	754.36	754.36	754.36	754.36	754.36	754.36		
17										
18 CAT 4.13 Exch Ln. Invest.	\$1,675,430	\$1,642,993	\$0	\$0	\$0	\$0	\$0	\$32,437		
19										
20										
21 Circuit Terminations	438	428	0	0	0	0	0	10	O.K.	
22 Avg. Cost per Termination	2,665.68	2,665.68	2,665.68	2,665.68	2,665.68	2,665.68	2,665.68	2,665.68		
23										
24 CAT 4.23 Other IX	\$1,167,568	\$1,140,911	\$0	\$0	\$0	\$0	\$0	\$26,657		
25										
26										
27 C&WF INVESTMENT:										
28										
29 Working Loops	2,221	2,178	0	0	0	0	0	43		
30 Loops Factor	1.000000	0.980639	0.000000	0.000000	0.000000	0.000000	0.000000	0.019361		
31 CAT 1 Exchange C&WF	\$8,623,674	\$8,456,714	\$0	\$0	\$0	\$0	\$0	\$166,960	O.K.	
32										
33										
34 Equivalent IX Circuit Miles	74,841	73,089	0	0	0	0	0	1,752	O.K.	
35 IX Cct. Miles Factor	1.000000	0.976584	0.000000	0.000000	0.000000	0.000000	0.000000	0.023416		
36 CAT 3 Interexch. C&WF	\$778,425	\$760,198	\$0	\$0	\$0	\$0	\$0	\$18,227		

Roberts County Telephone & RC Communications

		Intrastate								
***** FCC PART 36 ***** Physical Allocation Factors		TOTAL COMPANY	Source/ Allocator	Interstate and Other	Message Telephone Service		Private Line		TOTAL INTRASTATE	
(A)	(B)	(C)	(D)	InterLATA	IntraLATA	InterLATA	IntraLATA	(I)		
13	Subscriber Plant Fact. (SPF)	1.000000	SPF	0.750000	0.000000	0.250000	0.000000	0.000000	0.250000	O.K.
14	Dial Equipment Minutes (DEM)	1.000000	DEM	0.801844	0.000000	0.198156	0.000000	0.000000	0.198156	O.K.
16	Conversation Minute-Miles	1.000000	CMM	0.619888	0.000000	0.380112	0.000000	0.000000	0.380112	O.K.
18	Conversation Minutes	1.000000	CM	0.609003	0.000000	0.390997	0.000000	0.000000	0.390997	O.K.
19	Subscriber Minutes (SLU)	1.000000	SLU	0.900922	0.000000	0.099078	0.000000	0.000000	0.099078	O.K.
21	TSPS Processor Time	0.000000	TSP	0.000000	0.000000	0.000000	0.000000	0.000000	0.000000	O.K.
22	Wtd. Stand. Work Sec., Toll	0.000000	WST	0.000000	0.000000	0.000000	0.000000	0.000000	0.000000	O.K.
23	Wtd. Stand. Work Sec., Aux.	0.000000	WSA	0.000000	0.000000	0.000000	0.000000	0.000000	0.000000	O.K.
24	Wtd. Stand. Work Sec., Comb.	0.000000	WSC	0.000000	0.000000	0.000000	0.000000	0.000000	0.000000	O.K.
26	COE CAT 2 Minutes	1.000000	CT2	0.579120	0.000000	0.420880	0.000000	0.000000	0.420880	O.K.
28	Exchange Trunk Minutes	1.000000	ETM	1.000000	0.000000	0.000000	0.000000	0.000000	0.000000	O.K.
29	MOU-Mi., Host/Remote	1.000000	HRM	0.871843	0.000000	0.128157	0.000000	0.000000	0.128157	O.K.
31	C&WF CAT 4, WATS	0.000000	CT4	0.000000	0.000000	0.000000	0.000000	0.000000	0.000000	O.K.
33	Equal Access MOU	0.000000	EAM	0.000000	0.000000	0.000000	0.000000	0.000000	0.000000	O.K.
35	Current Billings	1.000000	CB	0.795487	0.000000	0.204513	0.000000	0.000000	0.204513	O.K.
36	EU Presubscription Factor	1.000000	EPRE	1.000000	0.000000	0.000000	0.000000	0.000000	0.000000	O.K.
37	EU MTS & WATS Factor	1.000000	EMTS	0.903199	0.000000	0.096801	0.000000	0.000000	0.096801	O.K.
38	EU Access, P/L and All Other Factor	0.000000	EPLO	0.000000	0.000000	0.000000	0.000000	0.000000	0.000000	O.K.
39	IX Special Access Factor	0.000000	ISPA	0.000000	0.000000	0.000000	0.000000	0.000000	0.000000	O.K.
40	IX Switched Access Factor	1.000000	ISWA	0.638453	0.000000	0.361547	0.000000	0.000000	0.361547	O.K.
41	IX Billing & Collection Services Factor	0.000000	IBC	0.000000	0.000000	0.000000	0.000000	0.000000	0.000000	O.K.
42	Coin Revenue Percent	0.000000	CR	0.000000	0.000000	0.000000	0.000000	0.000000	0.000000	O.K.
43	Relative Toll/Local Msgs.	1.000000	TLM	0.316361	0.000000	0.683639	0.000000	0.000000	0.683639	O.K.
44	Relative Users Percent	1.000000	RUP	0.850000	0.000000	0.150000	0.000000	0.000000	0.150000	O.K.
45	CABS Percent	1.000000	CAB	0.500000	0.000000	0.500000	0.000000	0.000000	0.500000	O.K.
46	Foreign Directories Percent	0.000000	FD	0.000000	0.000000	0.000000	0.000000	0.000000	0.000000	O.K.

Roberts County Telephone & RC Communications

		Intrastate								
***** FCC PART 36 ***** Internal Allocation Factors		TOTAL COMPANY	Source/ Allocator	Interstate and Other	Message Telephone Service		Private Line		TOTAL INTRASTATE	
(A)	(B)	(C)	(D)	InterLATA	IntraLATA	InterLATA	IntraLATA	(I)		
13	Support Assets	1.000000	D31	0.748475	0.000000	0.251525	0.000000	0.000000	0.251525	O.K.
14	Land and Support Assets	1.000000	D33	0.748475	0.000000	0.251525	0.000000	0.000000	0.251525	O.K.
15										
16	COE Operator	0.000000	D43	0.000000	0.000000	0.000000	0.000000	0.000000	0.000000	O.K.
17	COE Tandem Switching	1.000000	D49	0.579120	0.000000	0.420880	0.000000	0.000000	0.420880	O.K.
18	COE Local Switching	1.000000	D66	0.801844	0.000000	0.198156	0.000000	0.000000	0.198156	O.K.
19	COE Total Switching	1.000000	D68	0.771386	0.000000	0.228614	0.000000	0.000000	0.228614	O.K.
20	COE Transmission	1.000000	D85	0.720467	0.000000	0.279533	0.000000	0.000000	0.279533	O.K.
21	Total COE	1.000000	C19	0.742916	0.000000	0.257084	0.000000	0.000000	0.257084	O.K.
22										
23	Info. Orig./Term. CAT 1	0.000000	D90	0.000000	0.000000	0.000000	0.000000	0.000000	0.000000	O.K.
24	Info. Orig./Term. CAT 2	0.000000	D92	0.000000	0.000000	0.000000	0.000000	0.000000	0.000000	O.K.
25	Total IOT	0.000000	D94	0.000000	0.000000	0.000000	0.000000	0.000000	0.000000	O.K.
26										
27	C&WF CAT 1	1.000000	D118	0.754840	0.000000	0.245160	0.000000	0.000000	0.245160	O.K.
28	C&WF CAT 2	1.000000	D120	1.000000	0.000000	0.000000	0.000000	0.000000	0.000000	O.K.
29	C&WF CAT 3	1.000000	D129	0.628789	0.000000	0.371211	0.000000	0.000000	0.371211	O.K.
30	C&WF CAT 4	1.000000	D135	0.871843	0.000000	0.128157	0.000000	0.000000	0.128157	O.K.
31	Total C&WF	1.000000	D137	0.751662	0.000000	0.248338	0.000000	0.000000	0.248338	O.K.
32										
33	Total Equipment	1.000000	C23	0.748475	0.000000	0.251525	0.000000	0.000000	0.251525	O.K.
34										
35	TPIS	1.000000	C32	0.747891	0.000000	0.252109	0.000000	0.000000	0.252109	O.K.
36	TPIS, excl. Acct. No. 2690	1.000000	D189	0.748475	0.000000	0.251525	0.000000	0.000000	0.251525	O.K.
37										
38	Plt. Held, Fut. Use	0.000000	D215	0.000000	0.000000	0.000000	0.000000	0.000000	0.000000	O.K.
39										
40	Total Tangible Assets	0.000000	C25	0.000000	0.000000	0.000000	0.000000	0.000000	0.000000	O.K.
41	Total Intangible Assets	1.000000	C29	0.000000	0.000000	1.000000	0.000000	0.000000	1.000000	O.K.
42										
43	Long-term PUC	0.000000	C36	0.000000	0.000000	0.000000	0.000000	0.000000	0.000000	O.K.
44	Net Telephone Plant	1.000000	C61	0.745701	0.000000	0.254299	0.000000	0.000000	0.254299	O.K.
45	Total Net Investment	1.000000	C68	0.745630	0.000000	0.254370	0.000000	0.000000	0.254370	O.K.
46	Capital Leases	0.000000	D173	0.000000	0.000000	0.000000	0.000000	0.000000	0.000000	O.K.
47										
48	Tot. Bus. Ofc., Cust. Serv.	1.000000	I141	0.819322	0.000000	0.180678	0.000000	0.000000	0.180678	O.K.
49										
50	Total "BIG THREE" Expenses	1.000000	I170	0.733874	0.000000	0.266126	0.000000	0.000000	0.266126	O.K.
51										
52	Corporate Operations Expense	1.000000	I185	0.702189	0.000000	0.297811	0.000000	0.000000	0.297811	O.K.

Roberts County Telephone & RC Communications

***** FCC PART 36 ***** Operating Expenses and Taxes	TOTAL COMPANY	Source/ Allocator	Interstate and Other	Intrastate				TOTAL INTRASTATE		
				Message Telephone Service		Private Line				
				InterLATA	IntraLATA	InterLATA	IntraLATA			
(A)	(B)	(C)	(D)	(E)	(F)	(G)	(H)	(I)		
13 PLANT SPEC. OPER. EXPENSE:										
14										
15 Network Support, Alloc.	\$655	H14	\$490	\$0	\$165	\$0	\$0	\$165	O.K.	
16 Network Support, Direct	0	V149	0	0	0	0	0	0	O.K.	
17										
18 Total Network Support Exp.	\$655		\$490	\$0	\$165	\$0	\$0	\$165	O.K.	
19										
20 General Support, Alloc.	\$37,183	H14	\$27,831	\$0	\$9,352	\$0	\$0	\$9,352	O.K.	
21 General Support, Direct	0	V151	0	0	0	0	0	0	O.K.	
22										
23 Total General Support Exp.	\$37,183		\$27,831	\$0	\$9,352	\$0	\$0	\$9,352	O.K.	
24										
25 Central Office Eq., Alloc.	\$208,594	H21	\$154,968	\$0	\$53,626	\$0	\$0	\$53,626	O.K.	
26 Central Office Eq., Direct	0	V153	0	0	0	0	0	0	O.K.	
27										
28 Total COE Exp.	\$208,594		\$154,968	\$0	\$53,626	\$0	\$0	\$53,626	O.K.	
29										
30 Cust. Premises Equip.	\$0	H24	\$0	\$0	\$0	\$0	\$0	\$0	O.K.	
31 Coinless Pay Phone	0	G18	0	0	0	0	0	0	O.K.	
32 Other IOT	0	H23	0	0	0	0	0	0	O.K.	
33 IOT Direct	0	V157	0	0	0	0	0	0	O.K.	
34										
35 Total IOT Exp.	\$0		\$0	\$0	\$0	\$0	\$0	\$0	O.K.	
36										
37 Cable & Wire, Alloc.	\$125,530	H31	\$94,356	\$0	\$31,174	\$0	\$0	\$31,174	O.K.	
38 Cable & Wire, Direct	190,800	V159	119,973	0	70,827	0	0	70,827	O.K.	
39										
40 Total C&WF Exp.	\$316,330		\$214,329	\$0	\$102,001	\$0	\$0	\$102,001	O.K.	
41										
42 TOTAL PLT. SPEC. OPER. EXP.	\$562,762		\$397,618	\$0	\$165,144	\$0	\$0	\$165,144	O.K.	
43										
44 TOTAL PLT. SPEC., ex SUPPORT	\$524,924		\$369,297	\$0	\$155,627	\$0	\$0	\$155,627	O.K.	

Roberts County Telephone & RC Communications

***** FCC PART 36 ***** Operating Expenses and Taxes	TOTAL COMPANY	Source/ Allocator	Interstate and Other	Intrastate				TOTAL INTRASTATE		
				Message Telephone Service		Private Line				
				InterLATA	IntraLATA	InterLATA	IntraLATA			
(A)	(B)	(C)	(D)	(E)	(F)	(G)	(H)	(I)		
58 NON-SPECIFIC OPER. EXP.:										
59										
60 Oth. Plt. and Equip., Alloc.	\$116	H36	\$87	\$0	\$29	\$0	\$0	\$29	O.K.	
61 Oth. Plt. and Equip., Direct	0	V177	0	0	0	0	0	0	O.K.	
62										
63 Total Oth. Plt. & Equip.	\$116		\$87	\$0	\$29	\$0	\$0	\$29	O.K.	
64										
65 Network Operations, Alloc.	\$78,390	H33	\$58,673	\$0	\$19,717	\$0	\$0	\$19,717	O.K.	
66 Network Operations, Direct	0	V179	0	0	0	0	0	0	O.K.	
67										
68 Total Network Oper. Exp.	\$78,390		\$58,673	\$0	\$19,717	\$0	\$0	\$19,717	O.K.	
69										
70 Total Access Expenses	\$0	V180	\$0	\$0	\$0	\$0	\$0	\$0	O.K.	
71										
72 Depr., Support Assets	\$85,864	H13	\$64,267	\$0	\$21,597	\$0	\$0	\$21,597	O.K.	
73 Depr., COE Switching	303,251	H19	233,923	0	69,328	0	0	69,328	O.K.	
74 Depr., COE Operator	0	H16	0	0	0	0	0	0	O.K.	
75 Depr., COE Transmission	215,223	H20	155,061	0	60,162	0	0	60,162	O.K.	
76 Depr., IOT Equipment	0	H25	0	0	0	0	0	0	O.K.	
77 Depr., C&W Facilities	361,990	H31	272,094	0	89,896	0	0	89,896	O.K.	
78 Depr., PHFU	0	H38	0	0	0	0	0	0	O.K.	
79										
80 Total Depreciation Expense	\$966,328		\$725,346	\$0	\$240,982	\$0	\$0	\$240,982	O.K.	
81										
82 Amort., Tangible Assets	\$0	H40	\$0	\$0	\$0	\$0	\$0	\$0	O.K.	
83 Amort., Intangible Assets	141	H41	0	0	141	0	0	141	O.K.	
84 Other Amortization	0	V189	0	0	0	0	0	0	O.K.	
85 Direct Assigned Amort.	0	V190	0	0	0	0	0	0	O.K.	
86										
87 Total Amortization Exp.	\$141		\$0	\$0	\$141	\$0	\$0	\$141	O.K.	
88										
89 Total Depr. and Amort.	\$966,469		\$725,346	\$0	\$241,123	\$0	\$0	\$241,123	O.K.	
90										
91 TOTAL NON-SPEC. OPER. EXP.	\$1,044,975		\$784,105	\$0	\$260,870	\$0	\$0	\$260,870	O.K.	

Roberts County Telephone & RC Communications

Intrastate									
***** FCC PART 36 ***** Operating Expenses and Taxes	TOTAL COMPANY	Source/ Allocator	Interstate and Other	Message Telephone Service		Private Line		TOTAL INTRASTATE	
				InterLATA	IntraLATA	InterLATA	IntraLATA		
(A)	(B)	(C)	(D)	(E)	(F)	(G)	(H)	(I)	
105 CUSTOMER OPERATIONS EXPENSE:									
106									
107 Marketing, Allocable	\$24,708	G35	\$19,655	\$0	\$5,053	\$0	\$0	\$5,053	O.K.
108 Marketing, Direct	0	V192	0	0	0	0	0	0	O.K.
109									
110 Total Marketing Expense	\$24,708		\$19,655	\$0	\$5,053	\$0	\$0	\$5,053	O.K.
111									
112 Operator Service, Alloc.	\$0	G24	\$0	\$0	\$0	\$0	\$0	\$0	O.K.
113 Operator Service, Direct	0	V194	0	0	0	0	0	0	O.K.
114									
115 Total Operator Service	\$0		\$0	\$0	\$0	\$0	\$0	\$0	O.K.
116									
117 Classified Directory	\$0	V195	\$0	\$0	\$0	\$0	\$0	\$0	O.K.
118 Alphabetical Directory	19,833	G19	17,868	0	1,965	0	0	1,965	O.K.
119 Foreign Directory	0	G46	0	0	0	0	0	0	O.K.
120									
121 Total Directory	\$19,833		\$17,868	\$0	\$1,965	\$0	\$0	\$1,965	O.K.
122									
123 Bus. Ofc., EU Presubscription	\$10,984	G36	\$10,984	\$0	\$0	\$0	\$0	\$0	O.K.
124 Bus. Ofc., EU MTS & WATS	22,071	G37	19,935	0	2,136	0	0	2,136	O.K.
125 Bus. Ofc., EU Access, P/L & all Other	0	G38	0	0	0	0	0	0	O.K.
126 Bus. Ofc., IXC Special Access	0	G39	0	0	0	0	0	0	O.K.
127 Bus. Ofc., IXC Switched Access	1,076	G40	687	0	389	0	0	389	O.K.
128 Bus. Ofc., IXC B & C Services	0	G41	0	0	0	0	0	0	O.K.
129 Coin Collect & Admin.	0	G42	0	0	0	0	0	0	O.K.
130									
131 Total Business Office	\$34,131		\$31,605	\$0	\$2,526	\$0	\$0	\$2,526	O.K.
132									
133 Cust. Svc., Direct	\$0	V205	\$0	\$0	\$0	\$0	\$0	\$0	O.K.
134 Cust. Serv., Msg. Process	0	G43	0	0	0	0	0	0	O.K.
135 Cust. Serv., Other B&C	53,402	G44	45,392	0	8,010	0	0	8,010	O.K.
136 Cust. Serv., CABS	18,124	G45	9,062	0	9,062	0	0	9,062	O.K.
137 Cust. Serv., EU Common Line	2,811	V209	2,811	0	0	0	0	0	O.K.
138									
139 Total Customer Service	\$74,337		\$57,265	\$0	\$17,072	\$0	\$0	\$17,072	O.K.
140									
141 Total Bus. Ofc., Cust. Serv.	\$108,468		\$88,870	\$0	\$19,598	\$0	\$0	\$19,598	O.K.
142									

Roberts County Telephone & RC Communications

		Intrastate								
***** FCC PART 36 ***** Operating Expenses and Taxes		TOTAL COMPANY	Source/ Allocator	Interstate and Other	Message Telephone Service		Private Line		TOTAL INTRASTATE	
(A)	(B)	(C)	(D)	InterLATA	IntraLATA	InterLATA	IntraLATA	(I)		
156	Other Cust. Serv., Alloc.	\$7,706	H48	\$6,314	\$0	\$1,392	\$0	\$0	\$1,392	O.K.
157	Other Cust. Serv., Direct	91	V211	91	0	0	0	0	0	O.K.
158										
159	Total Other Cust. Serv.	\$7,797		\$6,405	\$0	\$1,392	\$0	\$0	\$1,392	O.K.
160										
161	TOTAL CUSTOMER OPER. EXP.	\$160,806		\$132,798	\$0	\$28,008	\$0	\$0	\$28,008	O.K.
162										
163										
164	"BIG-THREE" EXPENSES:									
165										
166	Total Plt. Spec., ex Support	\$524,924	44	\$369,297	\$0	\$155,627	\$0	\$0	\$155,627	O.K.
167	Total Network Oper. Exp.	78,390	68	58,673	0	19,717	0	0	19,717	O.K.
168	Total Customer Operations	160,806	161	132,798	0	28,008	0	0	28,008	O.K.
169										
170	TOTAL "BIG THREE" EXPENSES	\$764,120		\$560,768	\$0	\$203,352	\$0	\$0	\$203,352	O.K.
171										
172										
173	CORPORATE OPERATIONS EXPENSE:									
174										
175	Exec. and Planning, Alloc.	\$127,203	H50	\$93,351	\$0	\$33,852	\$0	\$0	\$33,852	O.K.
176	Exec. and Planning, Direct	0	V213	0	0	0	0	0	0	O.K.
177										
178	Total Exec. and Planning	\$127,203		\$93,351	\$0	\$33,852	\$0	\$0	\$33,852	O.K.
179										
180	Admin. & General, Allocable	\$385,404	H50	\$282,838	\$0	\$102,566	\$0	\$0	\$102,566	O.K.
181	Admin. & General, Direct	23,130	V231	0	0	23,130	0	0	23,130	O.K.
182										
183	Total Admin. and Gen.	\$408,534		\$282,838	\$0	\$125,696	\$0	\$0	\$125,696	O.K.
184										
185	TOTAL CORPORATE OPERATIONS	\$535,737		\$376,189	\$0	\$159,548	\$0	\$0	\$159,548	O.K.
186										
187										
188	NON-INCOME TAXES:									
189										
190	Non-income Taxes, Allocable	\$704	H36	\$527	\$0	\$177	\$0	\$0	\$177	O.K.
191	Non-income Taxes, Direct	0	V233	0	0	0	0	0	0	O.K.
192										
193	Total Non-income Taxes	\$704		\$527	\$0	\$177	\$0	\$0	\$177	O.K.
194										
195										
196	TOTAL OPER. EXP. AND TAXES	\$2,304,984		\$1,691,236	\$0	\$613,748	\$0	\$0	\$613,748	O.K.

Roberts County Telephone & RC Communications

***** FCC PART 69 ***** IntraLATA Revenue Requirement Summary		Part 36 IntraLATA Total	Source	Common Line	Local Switching	Information	Common Transport	Billing and Collection	Other	
(A)	(B)	(C)	(D)	(E)	(F)	(G)	(H)	(I)		
13	Net Investment	\$2,534,749	K52	\$1,655,339	\$216,399	\$0	\$663,012	\$0	\$0	O.K.
14	Rate of Return	10.00%	B19	10.00%	10.00%	10.00%	10.00%	10.00%	10.00%	O.K.
15										
16	Return on Rate Base	\$253,475		\$165,534	\$21,640	\$0	\$66,301	\$0	\$0	O.K.
17										
18	AFUDC	0	N37	0	0	0	0	0	0	O.K.
19	ITC Amortization	0	N37	0	0	0	0	0	0	O.K.
20	Other Return Adjustments	0	Direct	0	0	0	0	0	0	O.K.
21										
22	Net Return	\$253,475		\$165,534	\$21,640	\$0	\$66,301	\$0	\$0	O.K.
23										
24	Interest Expense	127,446	N67	83,230	10,880	0	33,336	0	0	O.K.
25	Capitalized Payroll Taxes	0	N37	0	0	0	0	0	0	O.K.
26	Depreciation Adjustment	0	N37	0	0	0	0	0	0	O.K.
27	Other Income Adjustments	0	Direct	0	0	0	0	0	0	O.K.
28										
29	After Tax Income	\$126,029		\$82,304	\$10,759	\$0	\$32,965	\$0	\$0	O.K.
30										
31	State Income Taxes	\$0	29	0	0	0	0	0	0	O.K.
32	Federal Income Taxes	64,924	29	42,399	5,543	0	16,982	0	0	O.K.
33	Operating Expenses and Taxes	613,748	O195	218,690	98,975	3,672	274,687	17,724	0	O.K.
34	Uncollectibles	0	Direct	0	0	0	0	0	0	O.K.
35	Other Revenue Adjustments	(29,816)	Direct	(9,210)	(14,223)	0	(6,383)	0	0	O.K.
36										
37	Basis for Gross Receipts Tax	932,146	16+31+32+33	426,623	126,158	3,672	357,971	17,724	0	O.K.
38										
39										
40	Gross Receipts Tax	28,830	37	13,195	3,902	114	11,071	548	0	O.K.
41										
42										
43	TOTAL REVENUE REQUIREMENT	\$931,160		\$430,608	\$115,836	\$3,786	\$362,659	\$18,272	\$0	O.K.
44										

Roberts County Telephone & RC Communications

***** FCC PART 69 ***** IntraLATA Investment Summary		Part 36 IntraLATA Total	Source	Common Line	Local Switching	Information	Common Transport	Billing and Collection	Other	
(A)	(B)	(C)	(D)	(E)	(F)	(G)	(H)	(I)		
13	Land and Support Assets	\$347,846	L25	\$81,346	\$83,765	\$0	\$182,736	\$0	\$0	O.K.
14										
15	Central Office Equipment	\$1,441,811	L70	\$410,748	\$422,965	\$0	\$608,098	\$0	\$0	O.K.
16	Info. Term./Orig. Equipment	0	L78	0	0	0	0	0	0	O.K.
17	Cable and Wire Facilities	2,428,791	L117	2,114,179	0	0	314,613	0	0	O.K.
18										
19	Total COE, IOT, C&WF	\$3,870,603		\$2,524,927	\$422,965	\$0	\$922,711	\$0	\$0	O.K.
20										
21	Total Tangible Assets	\$0	L141	\$0	\$0	\$0	\$0	\$0	\$0	O.K.
22										
23	Total Tele. Plt. ex Intang.	\$4,218,449		\$2,606,272	\$506,730	\$0	\$1,105,446	\$0	\$0	O.K.
24	Total Intangible Assets	13,094	L144	8,090	1,573	0	3,431	0	0	O.K.
25										
26	Total Plant In Service	\$4,231,543		\$2,614,362	\$508,303	\$0	\$1,108,878	\$0	\$0	O.K.
27	Total Plt. Held Future Use	0	L147	0	0	0	0	0	0	O.K.
28	Total ST PUC	15,605	L163	9,641	1,874	0	4,089	0	0	O.K.
29	Total LT PUC	0	L164	0	0	0	0	0	0	O.K.
30	Total Tel. Plt. Adjust.	0	L169	0	0	0	0	0	0	O.K.
31										
32	TOTAL TELEPHONE PLANT	\$4,247,148		\$2,624,003	\$510,178	\$0	\$1,112,967	\$0	\$0	O.K.
33										
34	less:									
35	Accum. Depr., Plt. in Serv.	1,716,858	M23	973,799	290,494	0	452,565	0	0	O.K.
36	Accum. Depr. PHFU	0	M27	0	0	0	0	0	0	O.K.
37	Accum. Amort. Tangible Plt.	0	M28	0	0	0	0	0	0	O.K.
38	Accum. Amort. Intangibles	1,544	M29	954	185	0	405	0	0	O.K.
39	Accum. Amort. Other	0	M30	0	0	0	0	0	0	O.K.
40	Accum. Def. Inc. Taxes, Net	40,553	M47	22,675	8,692	0	9,185	0	0	O.K.
41										
42	plus:									
43	Other Assets	0	Direct	0	0	0	0	0	0	O.K.
44										
45	NET TELEPHONE PLANT	\$2,488,193		\$1,626,575	\$210,806	\$0	\$650,812	\$0	\$0	O.K.
46	plus:									
47	Class B RTB Stock	0	L171	0	0	0	0	0	0	O.K.
48	Materials and Supplies	26,013	L173	16,071	3,125	0	6,817	0	0	O.K.
49	Cash Working Capital	20,544	L175	12,692	2,468	0	5,383	0	0	O.K.
50	Equal Access Investment	0	L177	0	0	0	0	0	0	O.K.
51										
52	NET INVESTMENT	\$2,534,749		\$1,655,339	\$216,399	\$0	\$663,012	\$0	\$0	O.K.
53										

Roberts County Telephone & RC Communications

***** FCC PART 69 ***** IntraLATA Investment Detail		Part 36 IntraLATA Total	Source or Apportion	Common Line	Local Switching	Information	Common Transport	Billing and Collection	Other	
(A)	(B)	(C)	(D)	(E)	(F)	(G)	(H)	(I)		
13	LAND AND SUPPORT ASSETS:									
14										
15	Land Assets, Message	\$0	N28	0	0	0	0	0	0	O.K.
16	Land Assets, Private Line	0	N28	0	0	0	0	0	0	O.K.
17										
18	Total Land Assets	\$0		\$0	\$0	\$0	\$0	\$0	\$0	O.K.
19										
20	Support Assets, Message	\$347,846	N28	\$81,346	\$83,765	\$0	\$182,736	\$0	\$0	O.K.
21	Support Assets, Private Line	0	N28	0	0	0	0	0	0	O.K.
22										
23	Total Support Assets	\$347,846		\$81,346	\$83,765	\$0	\$182,736	\$0	\$0	O.K.
24										
25	Total Land and Supp. Assets	\$347,846		\$81,346	\$83,765	\$0	\$182,736	\$0	\$0	O.K.
26										
27	CENTRAL OFFICE EQUIPMENT:									
28										
29	Operator Sys., DA	\$0	(F)	0	0	0	0	0	0	O.K.
30	Operator Sys., Other	0	(I)	0	0	0	0	0	0	O.K.
31										
32	Total Operator Systems	\$0		\$0	\$0	\$0	\$0	\$0	\$0	O.K.
33										
34	Tandem Switching	\$142,318	(G)	\$0	\$0	\$0	\$142,318	\$0	\$0	O.K.
35	Tandem Assigned	0	Direct	0	0	0	0	0	0	O.K.
36										
37	Total Tandem Switching	\$142,318		\$0	\$0	\$0	\$142,318	\$0	\$0	O.K.
38										
39	Local Switching	\$422,965	(E)	\$0	\$422,965	\$0	\$0	\$0	\$0	O.K.
40	Local Assigned	0	Direct	0	0	0	0	0	0	O.K.
41										
42	Total Local Switching	\$422,965		\$0	\$422,965	\$0	\$0	\$0	\$0	O.K.
43										
44	Total Switching	\$565,284		\$0	\$422,965	\$0	\$142,318	\$0	\$0	O.K.

Roberts County Telephone & RC Communications

***** FCC PART 69 ***** IntraLATA Investment Detail		Part 36 IntraLATA Total	Source or Apportion	Common Line	Local Switching	Information	Common Transport	Billing and Collection	Other	
(A)	(B)	(C)	(D)	(E)	(F)	(G)	(H)	(I)		
58	COE Exch. Trunk	\$0	Direct	\$0	\$0	\$0	\$0	\$0	\$0	O.K.
59	COE Exch. Line - Message	410,748	(D)	410,748	0	0	0	0	0	O.K.
60	COE Exch. Line - PL etc.	0	(I)	0	0	0	0	0	0	O.K.
61	COE Exch. Line - Assigned	0	Direct	0	0	0	0	0	0	O.K.
62	COE Interexchange, Message	446,093	(G)	0	0	0	446,093	0	0	O.K.
63	COE Interexchange, PL	0	(I)	0	0	0	0	0	0	O.K.
64	COE Interexchange, Assigned	0	(G)	0	0	0	0	0	0	O.K.
65	COE H/R Message	19,687	(G)	0	0	0	19,687	0	0	O.K.
66	COE H/R Assigned	0	Direct	0	0	0	0	0	0	O.K.
67										
68	Total COE Transmision	\$876,528		\$410,748	\$0	\$0	\$465,779	\$0	\$0	O.K.
69										
70	Total Central Office Equip.	\$1,441,811		\$410,748	\$422,965	\$0	\$608,098	\$0	\$0	O.K.
71										
72	IOT EQUIPMENT:									
73										
74	Public Telephone	\$0	N43	\$0	\$0	\$0	\$0	\$0	\$0	O.K.
75	Coinless Pay Phone	0	(D)	0	0	0	0	0	0	O.K.
76	Customer Premises Equipment	0	N60	0	0	0	0	0	0	O.K.
77										
78	Total IOT Equipment	\$0		\$0	\$0	\$0	\$0	\$0	\$0	O.K.
79										
80	CABLE AND WIRE FACILITIES:									
81										
82	Exchange PL and WATS	\$0	(I)	\$0	\$0	\$0	\$0	\$0	\$0	O.K.
83	Exchange Message	2,114,179	(D)	2,114,179	0	0	0	0	0	O.K.
84	Exchange Assigned	0	Direct	0	0	0	0	0	0	O.K.
85										
86	Total Exchange Line C&WF	\$2,114,179		\$2,114,179	\$0	\$0	\$0	\$0	\$0	O.K.
87										
88	Exchange Trunk, Message	\$0	Direct	\$0	\$0	\$0	\$0	\$0	\$0	O.K.
89	Exchange Trunk, PL	0	Direct	0	0	0	0	0	0	O.K.
90										
91	Total Exchange Trunk C&WF	\$0		\$0	\$0	\$0	\$0	\$0	\$0	O.K.
92										
93	Interexchange Message	\$288,960	(G)	\$0	\$0	\$0	\$288,960	\$0	\$0	O.K.
94	Interexchange PL, WATS	0	(I)	0	0	0	0	0	0	O.K.
95	Interexchange Assigned	0	(G)	0	0	0	0	0	0	O.K.
96										
97	Total Interexchange C&WF	\$288,960		\$0	\$0	\$0	\$288,960	\$0	\$0	O.K.

Roberts County Telephone & RC Communications

***** FCC PART 69 ***** IntraLATA Investment Detail		Part 36 IntraLATA Total	Source or Apportion	Common Line	Local Switching	Information	Common Transport	Billing and Collection	Other	
(A)	(B)	(C)	(D)	(E)	(F)	(G)	(H)	(I)		
111	H/R C&WF, Message	\$25,652	(G)	\$0	\$0	\$0	\$25,652	\$0	\$0	O.K.
112	H/R C&WF, WATS	0	(I)	0	0	0	0	0	0	O.K.
113	H/R C&WF, Assigned	0	Direct	0	0	0	0	0	0	O.K.
114										
115	Total Host/Remote C&WF	\$25,652		\$0	\$0	\$0	\$25,652	\$0	\$0	O.K.
116										
117	Total Cable and Wire Facil.	\$2,428,791		\$2,114,179	\$0	\$0	\$314,613	\$0	\$0	O.K.
118										
119	TANGIBLE ASSETS:									
120										
121	Land and Support Leases	\$0	N28	0	0	0	0	0	0	O.K.
122										
123	COE Operator Leases	\$0	32	\$0	\$0	\$0	\$0	\$0	\$0	O.K.
124	COE Tandem Switching Leases	0	34	0	0	0	0	0	0	O.K.
125	COE Local Switching Leases	0	39	0	0	0	0	0	0	O.K.
126	COE Transmission Leases	0	68	0	0	0	0	0	0	O.K.
127										
128	Total COE Leases	\$0		\$0	\$0	\$0	\$0	\$0	\$0	O.K.
129										
130	IOT Equipment Leases	\$0	78	0	0	0	0	0	0	O.K.
131										
132	C&WF Leases	\$0	117	0	0	0	0	0	0	O.K.
133										
134	Total Capital Leases	\$0		\$0	\$0	\$0	\$0	\$0	\$0	O.K.
135										
136	Leasehold Impr., Alloc.	\$0	N37	0	0	0	0	0	0	O.K.
137	Leasehold Impr., Direct	0	Direct	0	0	0	0	0	0	O.K.
138										
139	Total Leasehold Improvements	\$0		\$0	\$0	\$0	\$0	\$0	\$0	O.K.
140										
141	Total Tangible Assets	\$0		\$0	\$0	\$0	\$0	\$0	\$0	O.K.
142										
143										
144	TOTAL INTANGIBLE ASSETS	\$13,094	N37	\$8,090	\$1,573	\$0	\$3,431	\$0	\$0	O.K.
145										
146										
147	PROPERTY HELD FOR FUTURE USE	\$0	N46	0	0	0	0	0	0	O.K.

Roberts County Telephone & RC Communications

***** FCC PART 69 ***** IntraLATA Investment Detail		Part 36 IntraLATA Total	Source or Apportion	Common Line	Local Switching	Information	Common Transport	Billing and Collection	Other	
(A)	(B)	(C)	(D)	(E)	(F)	(G)	(H)	(I)		
161	PLANT UNDER CONSTRUCTION:									
162										
163	Short-term	\$15,605	N46	\$9,641	\$1,874	\$0	\$4,089	\$0	\$0	O.K.
164	Long-term	0	N46	0	0	0	0	0	0	O.K.
165										
166	Total Plt. Under Const.	\$15,605		\$9,641	\$1,874	\$0	\$4,089	\$0	\$0	O.K.
167										
168										
169	TELEPHONE PLANT ADJUSTMENT	\$0	N46	\$0	\$0	\$0	\$0	\$0	\$0	O.K.
170										
171	CLASS B RTB STOCK	\$0	N37	\$0	\$0	\$0	\$0	\$0	\$0	O.K.
172										
173	MATERIALS AND SUPPLIES	\$26,013	N37	\$16,071	\$3,125	\$0	\$6,817	\$0	\$0	O.K.
174										
175	CASH WORKING CAPITAL	\$20,544	N37	\$12,692	\$2,468	\$0	\$5,383	\$0	\$0	O.K.
176										
177	EQUAL ACCESS INVESTMENT	\$0	Direct	\$0	\$0	\$0	\$0	\$0	\$0	O.K.

Roberts County Telephone & RC Communications

***** FCC PART 69 ***** IntraLATA Reserves and Deferrals	Part 36 IntraLATA Total	Source or Apportion	Common Line	Local Switching	Information	Common Transport	Billing and Collection	Other	
(A)	(B)	(C)	(D)	(E)	(F)	(G)	(H)	(I)	
13 ACCUM. DEPRECIATION, TPIS:									
14									
15 Support Assets	\$139,167	N28	\$32,545	\$33,513	\$0	\$73,109	\$0	\$0	O.K.
16 COE Switching	343,449	L44	0	256,981	0	86,468	0	0	O.K.
17 COE Operator	0	L32	0	0	0	0	0	0	O.K.
18 COE Transmission	331,238	L68	155,221	0	0	176,017	0	0	O.K.
19 IOT Equipment	0	L78	0	0	0	0	0	0	O.K.
20 Cable and Wire Facilities	903,004	L117	786,033	0	0	116,970	0	0	O.K.
21 Other Plant	0	N37	0	0	0	0	0	0	O.K.
22									
23 Total Accum. Depr., TPIS	\$1,716,858		\$973,799	\$290,494	\$0	\$452,565	\$0	\$0	O.K.
24									
25 ACCUM. AMORTIZATION:									
26									
27 Accum. Depreciation, PHFU	\$0	N37	\$0	\$0	\$0	\$0	\$0	\$0	O.K.
28 Accum. Amort., Tangible Inv.	0	N37	\$0	\$0	\$0	\$0	\$0	\$0	O.K.
29 Accum. Amort., Intang. Inv.	1,544	N37	\$954	\$185	\$0	\$405	\$0	\$0	O.K.
30 Accum. Amort., Other	0	N37	\$0	\$0	\$0	\$0	\$0	\$0	O.K.
31									
32 Tot. Accum. Amortization	\$1,544		\$954	\$185	\$0	\$405	\$0	\$0	O.K.
33									
34 Total Accum. Depr./Amort.	\$1,718,402		\$974,753	\$290,679	\$0	\$452,970	\$0	\$0	O.K.
35									
36									
37 ACCUM. DEF. INC. TAXES, NET:									
38									
39 Support Assets	\$2,298	N28	\$537	\$553	\$0	\$1,207	\$0	\$0	O.K.
40 COE Switching	10,877	L44	0	8,139	0	2,739	0	0	O.K.
41 COE Operator	0	L32	0	0	0	0	0	0	O.K.
42 COE Transmission	4,214	L68	1,975	0	0	2,239	0	0	O.K.
43 IOT Equipment	0	L78	0	0	0	0	0	0	O.K.
44 Cable and Wire Fac.	23,164	L117	20,163	0	0	3,001	0	0	O.K.
45 Unclassified	0	N37	0	0	0	0	0	0	O.K.
46									
47 Total Accum. Def. Inc. Taxes	\$40,553		\$22,675	\$8,692	\$0	\$9,185	\$0	\$0	O.K.

Roberts County Telephone & RC Communications

***** FCC PART 69 ***** Apportionment Factors		Part 36 IntraLATA Total	Source	Common Line	Local Switching	Information	Common Transport	Billing and Collection	Other	
(A)	(B)	(C)	(D)	(E)	(F)	(G)	(H)	(I)		
13	Central Office Equipment	\$1,441,811	L70	\$410,748	\$422,965	\$0	\$608,098	\$0	\$0	O.K.
14	Info. Orig./Term. Eqpt.	0	L78	0	0	0	0	0	0	O.K.
15	C&W Facilities	2,428,791	L117	2,114,179	0	0	314,613	0	0	O.K.
16										
17	Total	\$3,870,603		\$2,524,927	\$422,965	\$0	\$922,711	\$0	\$0	O.K.
18	Factor	1.000000		0.652334	0.109276	0.000000	0.238389	0.000000	0.000000	O.K.
19										
20	Sum: Sw., Trans., Other	\$1,345,676	17	\$0	\$422,965	\$0	\$922,711	\$0	\$0	O.K.
21	Factor	1.000000		0.000000	0.314314	0.000000	0.685686	0.000000	0.000000	O.K.
22										
23	Central Office Equipment	\$1,441,811	L70	\$410,748	\$422,965	\$0	\$608,098	\$0	\$0	O.K.
24	Info. Orig./Term. Eqpt.	0	L78	0	0	0	0	0	0	O.K.
25	C&WF, Excl. Exch. Message	314,613	L117-83	0	0	0	314,613	0	0	O.K.
26										
27	Total	\$1,756,424		\$410,748	\$422,965	\$0	\$922,711	\$0	\$0	O.K.
28	Factor	1.000000		0.233855	0.240811	0.000000	0.525335	0.000000	0.000000	O.K.
29										
30	General Support Facilities	\$347,846	L25	\$81,346	\$83,765	\$0	\$182,736	\$0	\$0	O.K.
31	Central Office Equipment	1,441,811	13	410,748	422,965	0	608,098	0	0	O.K.
32	Info. Orig./Term. Eqpt.	0	14	0	0	0	0	0	0	O.K.
33	C&W Facilities	2,428,791	15	2,114,179	0	0	314,613	0	0	O.K.
34	Equal Access Investment	0	L177	0	0	0	0	0	0	O.K.
35										
36	Total	\$4,218,449		\$2,606,272	\$506,730	\$0	\$1,105,446	\$0	\$0	O.K.
37	Factor	1.000000		0.617827	0.120122	0.000000	0.262050	0.000000	0.000000	O.K.
38										
39	Sum: Com. Ln., Sw., Trans.	\$4,218,449	36	\$2,606,272	\$506,730	\$0	\$1,105,446	\$0	\$0	O.K.
40	Factor	1.000000		0.617827	0.120122	0.000000	0.262050	0.000000	0.000000	O.K.
41										
42	COE Cat. 2 Factor	1.000000	Direct	0.000000	0.000000	0.000000	1.000000	0.000000	0.000000	O.K.
43	IOT Cat. 1 Factor	1.000000	Direct	1.000000	0.000000	0.000000	0.000000	0.000000	0.000000	O.K.
44										
45	Total TPIS	\$4,231,543	K26	\$2,614,362	\$508,303	\$0	\$1,108,878	\$0	\$0	O.K.
46	Factor	1.000000		0.617827	0.120122	0.000000	0.262050	0.000000	0.000000	O.K.

Roberts County Telephone & RC Communications

***** FCC PART 69 ***** Apportionment Factors		Part 36 IntraLATA Total	Source	Common Line	Local Switching	Information	Common Transport	Billing and Collection	Other	
(A)	(B)	(C)	(D)	(E)	(F)	(G)	(H)	(I)		
60	Interstate Equiv. Factor	0.000000	Direct	0.000000	0.000000	0.000000	0.000000	0.000000	0.000000	O.K.
61	Wtd. Std. Work Seconds	1.000000	Direct	1.000000	0.000000	0.000000	0.000000	0.000000	0.000000	O.K.
62										
63	"BIG THREE" Expenses	\$212,899	O171	\$60,961	\$23,851	\$2,092	\$115,194	\$10,802	\$0	O.K.
64	Factor	1.000000		0.286336	0.112028	0.009826	0.541072	0.050738	0.000000	0
65										
66	Net Investment	\$2,534,749	J13	\$1,655,339	\$216,399	\$0	\$663,012	\$0	\$0	O.K.
67	Factor	1.000000		0.653058	0.085373	0.000000	0.261569	0.000000	0.000000	O.K.

Roberts County Telephone & RC Communications

***** FCC PART 69 ***** Operating Expenses and Taxes	Part 36 IntraLATA Total	Apportion	Common Line	Local Switching	Information	Common Transport	Billing and Collection	Other	
(A)	(B)	(C)	(D)	(E)	(F)	(G)	(H)	(I)	
13 PLANT SPEC. OPER. EXPENSE:									
14									
15 Network Support, Alloc.	\$165	N37	\$102	\$20	\$0	\$43	\$0	\$0	O.K.
16 Network Support, Direct	0	Direct	0	0	0	0	0	0	O.K.
17									
18 Total Network Support Exp.	\$165		\$102	\$20	\$0	\$43	\$0	\$0	O.K.
19									
20 General Support, Alloc.	\$9,352	N30	\$2,187	\$2,252	\$0	\$4,913	\$0	\$0	O.K.
21 General Support, Direct	0	Direct	0	0	0	0	0	0	O.K.
22									
23 Total General Support Exp.	\$9,352		\$2,187	\$2,252	\$0	\$4,913	\$0	\$0	O.K.
24									
25 Central Office Eq., Alloc.	\$53,626	N31	\$15,277	\$15,732	\$0	\$22,617	\$0	\$0	O.K.
26 Central Office Eq., Direct	0	Direct	0	0	0	0	0	0	O.K.
27									
28 Total COE Exp.	\$53,626		\$15,277	\$15,732	\$0	\$22,617	\$0	\$0	O.K.
29									
30 Cust. Premises Equip.	\$0	L76	\$0	\$0	\$0	\$0	\$0	\$0	O.K.
31 Other IOT	0	N43	0	0	0	0	0	0	O.K.
32 IOT Direct	0	Direct	0	0	0	0	0	0	O.K.
33									
34 Total IOT Exp.	\$0		\$0	\$0	\$0	\$0	\$0	\$0	O.K.
35									
36 Cable & Wire, Alloc.	\$31,174	N33	\$27,136	\$0	\$0	\$4,038	\$0	\$0	O.K.
37 Cable & Wire, Direct	70,827	Direct	0	0	0	70,827	0	0	O.K.
38									
39 Total C&WF Exp.	\$102,001		\$27,136	\$0	\$0	\$74,865	\$0	\$0	O.K.
40									
41 TOTAL PLT. SPEC. OPER. EXP.	\$165,144		\$44,702	\$18,004	\$0	\$102,439	\$0	\$0	O.K.
42									
43 TOTAL PLT. SPEC., ex SUPPORT	\$155,627		\$42,413	\$15,732	\$0	\$97,483	\$0	\$0	O.K.

Roberts County Telephone & RC Communications

***** FCC PART 69 ***** Operating Expenses and Taxes	Part 36 IntraLATA Total	Apportion	Common Line	Local Switching	Information	Common Transport	Billing and Collection	Other	
(A)	(B)	(C)	(D)	(E)	(F)	(G)	(H)	(I)	
57 NON-SPECIFIC OPER. EXP.:									
58									
59 Oth. Plt. and Equip., Alloc.	\$29	N18	\$19	\$3	\$0	\$7	\$0	\$0	O.K.
60 Oth. Plt. and Equip., Direct	0	Direct	0	0	0	0	0	0	O.K.
61									
62 Total Oth. Plt. & Equip.	\$29		\$19	\$3	\$0	\$7	\$0	\$0	O.K.
63									
64 Network Operations, Alloc.	\$19,717	N18	\$12,862	\$2,155	\$0	\$4,700	\$0	\$0	O.K.
65 Network Operations, Direct	0	Direct	0	0	0	0	0	0	O.K.
66									
67 Total Network Oper. Exp.	\$19,717		\$12,862	\$2,155	\$0	\$4,700	\$0	\$0	O.K.
68									
69 Total Access Expenses	\$0	Direct	\$0	\$0	\$0	\$0	\$0	\$0	O.K.
70									
71 Depr., Support Assets	\$21,597	L23	\$5,051	\$5,201	\$0	\$11,346	\$0	\$0	O.K.
72 Depr., COE Switching	69,328	L44	0	51,873	0	17,454	0	0	O.K.
73 Depr., COE Operator	0	L32	0	0	0	0	0	0	O.K.
74 Depr., COE Transmission	60,162	L68	28,192	0	0	31,970	0	0	O.K.
75 Depr., IOT Equipment	0	L78	0	0	0	0	0	0	O.K.
76 Depr., C&W Facilities	89,896	L117	78,251	0	0	11,645	0	0	O.K.
77 Depr., PHFU	0	L147	0	0	0	0	0	0	O.K.
78									
79 Total Depreciation Expense	\$240,982		\$111,494	\$57,074	\$0	\$72,414	\$0	\$0	O.K.
80									
81 Amort., Tangible Assets	\$0	L141	\$0	\$0	\$0	\$0	\$0	\$0	O.K.
82 Amort., Intangible Assets	141	L144	87	17	0	37	0	0	O.K.
83 Other Amortization	0	Direct	0	0	0	0	0	0	O.K.
84 Direct Assigned Amort.	0	Direct	0	0	0	0	0	0	O.K.
85									
86 Total Amortization Exp.	\$141		\$87	\$17	\$0	\$37	\$0	\$0	O.K.
87									
88 Total Depr. and Amort.	\$241,123		\$111,581	\$57,091	\$0	\$72,451	\$0	\$0	O.K.
89									
90 TOTAL NON-SPEC. OPER. EXP.	\$260,870		\$124,462	\$59,249	\$0	\$77,158	\$0	\$0	O.K.

Roberts County Telephone & RC Communications

***** FCC PART 69 ***** Operating Expenses and Taxes	Part 36 IntraLATA Total	Apportion	Common Line	Local Switching	Information	Common Transport	Billing and Collection	Other	
(A)	(B)	(C)	(D)	(E)	(F)	(G)	(H)	(I)	
104 CUSTOMER OPERATIONS EXPENSE:									
105									
106 Marketing, Allocable	\$5,053	N37	\$3,122	\$607	\$0	\$1,324	\$0	\$0	O.K.
107 Marketing, Direct	0	Direct	0	0	0	0	0	0	O.K.
108									
109 Total Marketing Expense	\$5,053		\$3,122	\$607	\$0	\$1,324	\$0	\$0	O.K.
110									
111 Operator Service, Alloc.	\$0	N61	\$0	\$0	\$0	\$0	\$0	\$0	O.K.
112 Operator Service, Direct	0	Direct	0	0	0	0	0	0	O.K.
113									
114 Total Operator Service	\$0		\$0	\$0	\$0	\$0	\$0	\$0	O.K.
115									
116 Classified Directory	\$0	Direct	\$0	\$0	\$0	\$0	\$0	\$0	O.K.
117 Alphabetical Directory	1,965	(F)	0	0	1,965	0	0	0	O.K.
118 Foreign Directory	0	Direct	0	0	0	0	0	0	O.K.
119									
120 Total Directory	\$1,965		\$0	\$0	\$1,965	\$0	\$0	\$0	O.K.
121									
122 Bus. Ofc., EU Presubscription	0	N40	\$0	\$0	\$0	\$0	\$0	\$0	O.K.
123 Bus. Ofc., Reserved	0	(I)	0	0	0	0	0	0	O.K.
124 Bus. Ofc., EU Access PL & All Other	0	(H)	0	0	0	0	0	0	O.K.
125 Bus. Ofc., EU Message	2,136	(H)	0	0	0	0	2,136	0	O.K.
126 Bus. Ofc., EU Reserved	0	(I)	0	0	0	0	0	0	O.K.
127 Bus. Ofc., IX Special Access	0	(I)	0	0	0	0	0	0	O.K.
128 Bus. Ofc., IX Switched Access	389	N40	240	47	0	102	0	0	O.K.
129 Bus. Ofc., IX Billing and Collection	0	(H)	0	0	0	0	0	0	O.K.
130 Bus. Ofc., Coin Collection & Administ	0	(D)	0	0	0	0	0	0	O.K.
131 Bus. Ofc., Reserved	0	(I)	0	0	0	0	0	0	O.K.
132									
133 Total Business Office	\$2,526		\$240	\$47	\$0	\$102	\$2,136	\$0	O.K.
134									
135 Cust. Serv., Msg. Process	\$0	(H)	0	0	0	0	0	0	O.K.
136 Cust. Serv., Other B&C	8,010	(H)	0	0	0	0	8,010	0	O.K.
137 Cust. Serv., CABS	9,062	N21	0	2,848	0	6,214	0	0	O.K.
138 Cust. Serv., EU Common Line	0	(H)	0	0	0	0	0	0	O.K.
139									
140 Total Customer Service	\$17,072		\$0	\$2,848	\$0	\$6,214	\$8,010	\$0	O.K.
141									
142 Total BO, CS, OS, Dir.	\$21,563		\$240	\$2,895	\$1,965	\$6,316	\$10,147	\$0	O.K.

Roberts County Telephone & RC Communications

***** FCC PART 69 ***** Operating Expenses and Taxes		Part 36 IntraLATA Total	Apportion	Common Line	Local Switching	Information	Common Transport	Billing and Collection	Other	
(A)	(B)	(C)	(D)	(E)	(F)	(G)	(H)	(I)		
158 Other Cust. Serv., Alloc.	\$1,392	142	\$16	\$187	\$127	\$408	\$655	\$0	O.K.	
159 Other Cust. Serv., Direct	0	Direct	0	0	0	0	0	0	O.K.	
160										
161 Total Other Cust. Serv.	\$1,392		\$16	\$187	\$127	\$408	\$655	\$0	O.K.	
162										
163 TOTAL CUSTOMER OPER. EXP.	\$28,008		\$3,378	\$3,689	\$2,092	\$8,048	\$10,802	\$0	O.K.	
164										
165 "BIG-THREE" EXPENSES:										
166										
167 Total Plt. Specific Exp.	\$165,144	41	\$44,702	\$18,004	\$0	\$102,439	\$0	\$0	O.K.	
168 Total Plt Non-specific Exp.	19,746	62 + 67 +69	12,881	2,158	0	4,707	0	0	O.K.	
169 Total Customer Operations	28,008	163	3,378	3,689	2,092	8,048	10,802	0	O.K.	
170										
171 TOTAL "BIG THREE" EXPENSES	\$212,899		\$60,961	\$23,851	\$2,092	\$115,194	\$10,802	\$0	O.K.	
172										
173 CORPORATE OPERATIONS EXPENSE:										
174										
175 Exec. and Planning, Alloc.	\$33,852	N64	\$9,693	\$3,792	\$333	\$18,316	\$1,718	\$0	O.K.	
176 Exec. and Planning, Direct	0	Direct	0	0	0	0	0	0	O.K.	
177										
178 Total Exec. and Planning	\$33,852		\$9,693	\$3,792	\$333	\$18,316	\$1,718	\$0	O.K.	
179										
180 Admin. & General, Allocable	\$102,566	N64	\$29,368	\$11,490	\$1,008	\$55,496	\$5,204	\$0	O.K.	
181 Admin. & General, Direct	23,130	Direct	6,977	2,730	239	13,184	0	0	O.K.	
182										
183 Total Admin. and Gen.	\$125,696		\$36,345	\$14,220	\$1,247	\$68,680	\$5,204	\$0	O.K.	
184										
185 TOTAL CORPORATE OPERATIONS	\$159,548		\$46,038	\$18,012	\$1,580	\$86,996	\$6,922	\$0	O.K.	
186										
187 NON-INCOME TAXES:										
188										
189 Non-income Taxes, Allocable	\$177	N37	\$109	\$21	\$0	\$46	\$0	\$0	O.K.	
190 Non-income Taxes, Direct	0	Direct	0	0	0	0	0	0	O.K.	
191									O.K.	
192										
193 Total Non-income Taxes	\$177		\$109	\$21	\$0	\$46	\$0	\$0	O.K.	
194										
195 TOTAL OPER. EXP. AND TAXES	\$613,748		\$218,690	\$98,975	\$3,672	\$274,687	\$17,724	\$0	O.K.	

Roberts County Telephone & RC Communications

***** FCC PART 69 ***** InterLATA Revenue Requirement Summary		Part 36 InterLATA Total						
(A)	(B)	(C)	(D)	(E)	(F)	(G)	(H)	(I)
	InterLATA Total	Source	Common Line	Local Switching	Information	Common Transport	Billing and Collection	Other
13 Net Investment	\$0		\$0	\$0	\$0	\$0	\$0	\$0
14 Rate of Return	10.00%	Q52 B19	10.00%	10.00%	10.00%	10.00%	10.00%	10.00%
15 Return on Rate Base	\$0		\$0	\$0	\$0	\$0	\$0	\$0
17 AFUDC	\$0	T37	0	0	0	0	0	0
19 ITC Amortization	0	T37	0	0	0	0	0	0
20 Other Return Adjustments	0	Direct	0	0	0	0	0	0
21								
22 Net Return	\$0		\$0	\$0	\$0	\$0	\$0	\$0
23 Interest Expense	\$0	T67	0	0	0	0	0	0
24 Capitalized Payroll Taxes	0	T37	0	0	0	0	0	0
25 Depreciation Adjustment	0	T37	0	0	0	0	0	0
26 Other Income Adjustments	0	Direct	0	0	0	0	0	0
27								
28 After Tax Income	\$0		\$0	\$0	\$0	\$0	\$0	\$0
29 State Income Taxes	\$0	29	\$0	\$0	\$0	\$0	\$0	\$0
30 Federal Income Taxes	0	29	0	0	0	0	0	0
31 Operating Expenses and Taxes	0	U195	0	0	0	0	0	0
32 Uncollectibles	0	Direct	0	0	0	0	0	0
33 Other Revenue Adjustments	0	Direct	0	0	0	0	0	0
34 Basis for Gross Receipts Tax	0	16+31+32+33	0	0	0	0	0	0
35								
36								
37								
38								
39								
40 Gross Receipts Tax	0	37	0	0	0	0	0	0
41								
42								
43 TOTAL REVENUE REQUIREMENT	\$0		\$0	\$0	\$0	\$0	\$0	\$0
44								

Roberts County Telephone & RC Communications

***** FCC PART 69 ***** InterLATA Investment Summary		Part 36 InterLATA Total	Source	Common Line	Local Switching	Information	Common Transport	Billing and Collection	Other	
(A)	(B)	(C)	(D)	(E)	(F)	(G)	(H)	(I)		
13 Land and Support Assets	\$0	R25	\$0	\$0	\$0	\$0	\$0	\$0	\$0	O.K.
14										
15 Central Office Equipment	\$0	R70	\$0	\$0	\$0	\$0	\$0	\$0	\$0	O.K.
16 Info. Term./Orig. Equipment	0	R78	0	0	0	0	0	0	0	O.K.
17 Cable and Wire Facilities	0	R117	0	0	0	0	0	0	0	O.K.
18										
19 Total COE, IOT, C&WF	\$0		\$0	\$0	\$0	\$0	\$0	\$0	\$0	O.K.
20										
21 Total Tangible Assets	\$0	R141	\$0	\$0	\$0	\$0	\$0	\$0	\$0	O.K.
22										
23 Total Tele. Plt. ex Intang.	\$0		\$0	\$0	\$0	\$0	\$0	\$0	\$0	O.K.
24 Total Intangible Assets	0	R144	0	0	0	0	0	0	0	O.K.
25										
26 Total Plant In Service	\$0		\$0	\$0	\$0	\$0	\$0	\$0	\$0	O.K.
27 Total Plt. Held Future Use	0	R147	0	0	0	0	0	0	0	O.K.
28 Total ST PUC	0	R163	0	0	0	0	0	0	0	O.K.
29 Total LT PUC	0	R164	0	0	0	0	0	0	0	O.K.
30 Total Tel. Plt. Adjust.	0	R169	0	0	0	0	0	0	0	O.K.
31										
32 TOTAL TELEPHONE PLANT	\$0		\$0	\$0	\$0	\$0	\$0	\$0	\$0	O.K.
33										
34 less:										
35 Accum. Depr., Plt. in Serv.	0	S23	0	0	0	0	0	0	0	O.K.
36 Accum. Depr. PHFU	0	S27	0	0	0	0	0	0	0	O.K.
37 Accum. Amort. Tangible Plt.	0	S28	0	0	0	0	0	0	0	O.K.
38 Accum. Amort. Intangibles	0	S29	0	0	0	0	0	0	0	O.K.
39 Accum. Amort. Other	0	S30	0	0	0	0	0	0	0	O.K.
40 Accum. Def. Inc. Taxes, Net	0	S47	0	0	0	0	0	0	0	O.K.
41										
42 plus:										
43 Other Assets	0	Direct	0	0	0	0	0	0	0	O.K.
44										
45 NET TELEPHONE PLANT	\$0		\$0	\$0	\$0	\$0	\$0	\$0	\$0	O.K.
46 plus:										
47 Class B RTB Stock	0	R171	0	0	0	0	0	0	0	O.K.
48 Materials and Supplies	0	R173	0	0	0	0	0	0	0	O.K.
49 Cash Working Capital	0	R175	0	0	0	0	0	0	0	O.K.
50 Equal Access Investment	0	R177	0	0	0	0	0	0	0	O.K.
51										
52 NET INVESTMENT	\$0		\$0	\$0	\$0	\$0	\$0	\$0	\$0	O.K.
53										

Roberts County Telephone & RC Communications

***** FCC PART 69 ***** InterLATA Investment Detail		Part 36 InterLATA Total	Source or Apportion	Common Line	Local Switching	Information	Common Transport	Billing and Collection	Other	
(A)	(B)	(C)	(D)	(E)	(F)	(G)	(H)	(I)		
13	LAND AND SUPPORT ASSETS:									
14										
15	Land Assets, Message	\$0	T28	\$0	\$0	\$0	\$0	\$0	\$0	O.K.
16	Land Assets, Private Line	0	T28	0	0	0	0	0	0	O.K.
17										
18	Total Land Assets	\$0		\$0	\$0	\$0	\$0	\$0	\$0	O.K.
19										
20	Support Assets, Message	0	T28	\$0	\$0	\$0	\$0	\$0	\$0	O.K.
21	Support Assets, Private Line	0	T28	0	0	0	0	0	0	O.K.
22										
23	Total Support Assets	\$0		\$0	\$0	\$0	\$0	\$0	\$0	O.K.
24										
25	Total Land and Supp. Assets	\$0		\$0	\$0	\$0	\$0	\$0	\$0	O.K.
26										
27	CENTRAL OFFICE EQUIPMENT:									
28										
29	Operator Sys., DA	\$0	(F)	\$0	\$0	\$0	\$0	\$0	\$0	O.K.
30	Operator Sys., Other	0	(I)	0	0	0	0	0	0	O.K.
31										
32	Total Operator Systems	\$0		\$0	\$0	\$0	\$0	\$0	\$0	O.K.
33										
34	Tandem Switching	\$0	(G)	\$0	\$0	\$0	\$0	\$0	\$0	O.K.
35	Tandem Assigned	0	Direct	0	0	0	0	0	0	O.K.
36										
37	Total Tandem Switching	\$0		\$0	\$0	\$0	\$0	\$0	\$0	O.K.
38										
39	Local Switching	\$0	(E)	\$0	\$0	\$0	\$0	\$0	\$0	O.K.
40	Local Assigned	0	Direct	0	0	0	0	0	0	O.K.
41										
42	Total Local Switching	\$0		\$0	\$0	\$0	\$0	\$0	\$0	O.K.
43										
44	Total Switching	\$0		\$0	\$0	\$0	\$0	\$0	\$0	O.K.

Roberts County Telephone & RC Communications

***** FCC PART 69 ***** InterLATA Investment Detail		Part 36 InterLATA Total	Source or Apportion	Common Line	Local Switching	Information	Common Transport	Billing and Collection	Other	
(A)	(B)	(C)	(D)	(E)	(F)	(G)	(H)	(I)		
58	COE Exch. Trunk	\$0	Direct	\$0	\$0	\$0	\$0	\$0	\$0	O.K.
59	COE Exch. Line - Message	0	(D)	0	0	0	0	0	0	O.K.
60	COE Exch. Line - PL etc.	0	(I)	0	0	0	0	0	0	O.K.
61	COE Exch. Line - Assigned	0	Direct	0	0	0	0	0	0	O.K.
62	COE Interexchange, Message	0	(G)	0	0	0	0	0	0	O.K.
63	COE Interexchange, PL	0	(I)	0	0	0	0	0	0	O.K.
64	COE Interexchange, Assigned	0	(G)	0	0	0	0	0	0	O.K.
65	COE H/R Message	0	(G)	0	0	0	0	0	0	O.K.
66	COE H/R Assigned	0	Direct	0	0	0	0	0	0	O.K.
67										
68	Total COE Transmission	\$0		\$0	\$0	\$0	\$0	\$0	\$0	O.K.
69										
70	Total Central Office Equip.	\$0		\$0	\$0	\$0	\$0	\$0	\$0	O.K.
71										
72	IOT EQUIPMENT:									
73										
74	Public Telephone	\$0	T43	\$0	\$0	\$0	\$0	\$0	\$0	O.K.
75	Coinless Pay Phone	0	(D)	0	0	0	0	0	0	O.K.
76	Customer Premises Equipment	0	T60	0	0	0	0	0	0	O.K.
77										
78	Total IOT Equipment	\$0		\$0	\$0	\$0	\$0	\$0	\$0	O.K.
79										
80	CABLE AND WIRE FACILITIES:									
81										
82	Exchange PL and WATS	\$0	(I)	\$0	\$0	\$0	\$0	\$0	\$0	O.K.
83	Exchange Message	0	(D)	0	0	0	0	0	0	O.K.
84	Exchange Assigned	0	Direct	0	0	0	0	0	0	O.K.
85										
86	Total Exchange Line C&WF	\$0		\$0	\$0	\$0	\$0	\$0	\$0	O.K.
87										
88	Exchange Trunk, Message	\$0	Direct	\$0	\$0	\$0	\$0	\$0	\$0	O.K.
89	Exchange Trunk, PL	0	Direct	0	0	0	0	0	0	O.K.
90										
91	Total Exchange Trunk C&WF	\$0		\$0	\$0	\$0	\$0	\$0	\$0	O.K.
92										
93	Interexchange Message	\$0	(G)	\$0	\$0	\$0	\$0	\$0	\$0	O.K.
94	Interexchange PL, WATS	0	(I)	0	0	0	0	0	0	O.K.
95	Interexchange Assigned	0	(G)	0	0	0	0	0	0	O.K.
96										
97	Total Interexchange C&WF	\$0		\$0	\$0	\$0	\$0	\$0	\$0	O.K.

Roberts County Telephone & RC Communications

***** FCC PART 69 ***** InterLATA Investment Detail		Part 36 InterLATA Total	Source or Apportion	Common Line	Local Switching	Information	Common Transport	Billing and Collection	Other	
(A)	(B)	(C)	(D)	(E)	(F)	(G)	(H)	(I)		
111	H/R C&WF, Message	\$0	(G)	\$0	\$0	\$0	\$0	\$0	\$0	O.K.
112	H/R C&WF, WATS	0	(I)	0	0	0	0	0	0	O.K.
113	H/R C&WF, Assigned	0	Direct	0	0	0	0	0	0	O.K.
114										
115	Total Host/Remote C&WF	\$0		\$0	\$0	\$0	\$0	\$0	\$0	O.K.
116										
117	Total Cable and Wire Facil.	\$0		\$0	\$0	\$0	\$0	\$0	\$0	O.K.
118										
119	TANGIBLE ASSETS:									
120										
121	Land and Support Leases	\$0	T28	\$0	\$0	\$0	\$0	\$0	\$0	O.K.
122										
123	COE Operator Leases	\$0	32	\$0	\$0	\$0	\$0	\$0	\$0	O.K.
124	COE Tandem Switching Leases	0	34	0	0	0	0	0	0	O.K.
125	COE Local Switching Leases	0	39	0	0	0	0	0	0	O.K.
126	COE Transmission Leases	0	68	0	0	0	0	0	0	O.K.
127										
128	Total COE Leases	\$0		\$0	\$0	\$0	\$0	\$0	\$0	O.K.
129										
130	IOT Equipment Leases	\$0	78	\$0	\$0	\$0	\$0	\$0	\$0	O.K.
131										
132	C&WF Leases	\$0	117	\$0	\$0	\$0	\$0	\$0	\$0	O.K.
133										
134	Total Capital Leases	\$0		\$0	\$0	\$0	\$0	\$0	\$0	O.K.
135										
136	Leasehold Impr., Alloc.	\$0	T37	\$0	\$0	\$0	\$0	\$0	\$0	O.K.
137	Leasehold Impr., Direct	0	Direct	0	0	0	0	0	0	O.K.
138										
139	Total Leasehold Improvementsa	\$0		\$0	\$0	\$0	\$0	\$0	\$0	O.K.
140										
141	Total Tangible Assets	\$0		\$0	\$0	\$0	\$0	\$0	\$0	O.K.
142										
143										
144	TOTAL INTANGIBLE ASSETS	\$0	T37	\$0	\$0	\$0	\$0	\$0	\$0	O.K.
145										
146										
147	PROPERTY HELD FOR FUTURE USE	\$0	T46	\$0	\$0	\$0	\$0	\$0	\$0	O.K.

Roberts County Telephone & RC Communications

***** FCC PART 69 ***** InterLATA Investment Detail		Part 36 InterLATA Total	Source or Apportion	Common Line	Local Switching	Information	Common Transport	Billing and Collection	Other	
(A)	(B)	(C)	(D)	(E)	(F)	(G)	(H)	(I)		
161	PLANT UNDER CONSTRUCTION:									
162										
163	Short-term	\$0	T46	\$0	\$0	\$0	\$0	\$0	\$0	O.K.
164	Long-term	0	T46	0	0	0	0	0	0	O.K.
165										
166	Total Plt. Under Const.	\$0		\$0	\$0	\$0	\$0	\$0	\$0	O.K.
167										
168										
169	TELEPHONE PLANT ADJUSTMENT	\$0	T46	\$0	\$0	\$0	\$0	\$0	\$0	O.K.
170										
171	CLASS B RTB STOCK	\$0	T37	\$0	\$0	\$0	\$0	\$0	\$0	O.K.
172										
173	MATERIALS AND SUPPLIES	\$0	T37	\$0	\$0	\$0	\$0	\$0	\$0	O.K.
174										
175	CASH WORKING CAPITAL	\$0	T37	\$0	\$0	\$0	\$0	\$0	\$0	O.K.
176										
177	EQUAL ACCESS INVESTMENT	\$0	Direct	\$0	\$0	\$0	\$0	\$0	\$0	O.K.

Roberts County Telephone & RC Communications

***** FCC PART 69 *****		Part 36								
InterLATA Reserves and Deferrals		InterLATA Total								
(A)	(B)	(C)	(D)	(E)	(F)	(G)	(H)	(I)		
		Source or Apportion	Common Line	Local Switching	Information	Common Transport	Billing and Collection	Other		
13	ACCUM. DEPRECIATION, TPIS:									
14	Support Assets		\$0	\$0	\$0	\$0	\$0	\$0	O.K.	
15	COE Switching	T28	0	0	0	0	0	0	O.K.	
16	COE Operator	R44	0	0	0	0	0	0	O.K.	
17	COE Transmission	R32	0	0	0	0	0	0	O.K.	
18	IOT Equipment	R68	0	0	0	0	0	0	O.K.	
19	Cable and Wire Facilities	R78	0	0	0	0	0	0	O.K.	
20	Other Plant	R117	0	0	0	0	0	0	O.K.	
21		T37	0	0	0	0	0	0	O.K.	
22	Total Accum. Depr., TPIS		\$0	\$0	\$0	\$0	\$0	\$0	O.K.	
23										
24	ACCUM. AMORTIZATION:									
25	Accum. Depreciation, PHFU		\$0	\$0	\$0	\$0	\$0	\$0	O.K.	
26	Accum. Amort., Tangible Inv.	T37	0	0	0	0	0	0	O.K.	
27	Accum. Amort., Intang. Inv.	T37	0	0	0	0	0	0	O.K.	
28	Accum. Amort., Other	T37	0	0	0	0	0	0	O.K.	
29										
30	Tot. Accum. Amortization		\$0	\$0	\$0	\$0	\$0	\$0	O.K.	
31										
32	Total Accum. Depr./Amort.		\$0	\$0	\$0	\$0	\$0	\$0	O.K.	
33										
34	ACCUM. DEF. INC. TAXES, NET:									
35	Support Assets		\$0	\$0	\$0	\$0	\$0	\$0	O.K.	
36	COE Switching	R44	0	0	0	0	0	0	O.K.	
37	COE Operator	R32	0	0	0	0	0	0	O.K.	
38	COE Transmission	R68	0	0	0	0	0	0	O.K.	
39	IOT Equipment	R78	0	0	0	0	0	0	O.K.	
40	Cable and Wire Fac.	R117	0	0	0	0	0	0	O.K.	
41	Unclassified	T37	0	0	0	0	0	0	O.K.	
42										
43	Total Accum. Def. Inc. Taxes		\$0	\$0	\$0	\$0	\$0	\$0	O.K.	
44										
45										
46										
47										

Roberts County Telephone & RC Communications

***** FCC PART 69 ***** Apportionment Factors		Part 36 InterLATA Total	Source	Common Line	Local Switching	Information	Common Transport	Billing and Collection	Other	
(A)	(B)	(C)	(D)	(E)	(F)	(G)	(H)	(I)		
13	Central Office Equipment	\$0	R70	\$0	\$0	\$0	\$0	\$0	\$0	O.K.
14	Info. Orig./Term. Eqpt.	0	R78	0	0	0	0	0	0	O.K.
15	C&W Facilities	0	R117	0	0	0	0	0	0	O.K.
16										
17	Total	\$0		\$0	\$0	\$0	\$0	\$0	\$0	O.K.
18	Factor	0.000000		0.000000	0.000000	0.000000	0.000000	0.000000	0.000000	O.K.
19										
20	Sum: Sw., Trans., Other	\$0	17	\$0	\$0	\$0	\$0	\$0	\$0	O.K.
21	Factor	0.000000		0.000000	0.000000	0.000000	0.000000	0.000000	0.000000	O.K.
22										
23	Central Office Equipment	\$0	R70	\$0	\$0	\$0	\$0	\$0	\$0	O.K.
24	Info. Orig./Term. Eqpt.	0	R78	0	0	0	0	0	0	O.K.
25	C&WF, Excl. Exch. Message	0	R117-83	0	0	0	0	0	0	O.K.
26										
27	Total	\$0		\$0	\$0	\$0	\$0	\$0	\$0	O.K.
28	Factor	0.000000		0.000000	0.000000	0.000000	0.000000	0.000000	0.000000	O.K.
29										
30	General Support Facilities	\$0	R25	\$0	\$0	\$0	\$0	\$0	\$0	O.K.
31	Central Office Equipment	0	13	0	0	0	0	0	0	O.K.
32	Info. Orig./Term. Eqpt.	0	14	0	0	0	0	0	0	O.K.
33	C&W Facilities	0	15	0	0	0	0	0	0	O.K.
34	Equal Access Investment	0	R177	0	0	0	0	0	0	O.K.
35										
36	Total	\$0		\$0	\$0	\$0	\$0	\$0	\$0	O.K.
37	Factor	0.000000		0.000000	0.000000	0.000000	0.000000	0.000000	0.000000	O.K.
38										
39	Sum: Com. Ln., Sw., Trans.	\$0	36	\$0	\$0	\$0	\$0	\$0	\$0	O.K.
40	Factor	0.000000		0.000000	0.000000	0.000000	0.000000	0.000000	0.000000	O.K.
41										
42	COE Cat. 2 Factor	1.000000	Direct	0.000000	0.000000	0.000000	1.000000	0.000000	0.000000	O.K.
43	IOT Cat. 1 Factor	1.000000	Direct	1.000000	0.000000	0.000000	0.000000	0.000000	0.000000	O.K.
44										
45	Total TPIS	\$0	Q26	\$0	\$0	\$0	\$0	\$0	\$0	O.K.
46	Factor	0.000000		0.000000	0.000000	0.000000	0.000000	0.000000	0.000000	O.K.

Roberts County Telephone & RC Communications

***** FCC PART 69 ***** Apportionment Factors		Part 36 InterLATA Total	Source	Common Line	Local Switching	Information	Common Transport	Billing and Collection	Other	
(A)	(B)	(C)	(D)	(E)	(F)	(G)	(H)	(I)		
60 Interstate Equiv. Factor	0.000000	Direct	0.000000	0.000000	0.000000	0.000000	0.000000	0.000000	0.000000	O.K.
61 Wtd. Std. Work Seconds	1.000000	Direct	1.000000	0.000000	0.000000	0.000000	0.000000	0.000000	0.000000	O.K.
62										
63 "BIG THREE" Expenses	\$0	U171	\$0	\$0	\$0	\$0	\$0	\$0	\$0	O.K.
64 Factor	0.000000		0.000000	0.000000	0.000000	0.000000	0.000000	0.000000	0.000000	O.K.
65										
66 Net Investment	0	P13	0	0	0	0	0	0	0	O.K.
67 Factor	0.000000		0.000000	0.000000	0.000000	0.000000	0.000000	0.000000	0.000000	O.K.

Roberts County Telephone & RC Communications

***** FCC PART 69 ***** Operating Expenses and Taxes	Part 36 InterLATA Total	Apportion	Common Line	Local Switching	Information	Common Transport	Billing and Collection	Other	
(A)	(B)	(C)	(D)	(E)	(F)	(G)	(H)	(I)	
13 PLANT SPEC. OPER. EXPENSE:									
14									
15 Network Support, Alloc.	\$0	T37	\$0	\$0	\$0	\$0	\$0	\$0	O.K.
16 Network Support, Direct	0	Direct	0	0	0	0	0	0	O.K.
17									
18 Total Network Support Exp.	\$0		\$0	\$0	\$0	\$0	\$0	\$0	O.K.
19									
20 General Support, Alloc.	\$0	T30	\$0	\$0	\$0	\$0	\$0	\$0	O.K.
21 General Support, Direct	0	Direct	0	0	0	0	0	0	O.K.
22									
23 Total General Support Exp.	\$0		\$0	\$0	\$0	\$0	\$0	\$0	O.K.
24									
25 Central Office Eq., Alloc.	\$0	T31	\$0	\$0	\$0	\$0	\$0	\$0	O.K.
26 Central Office Eq., Direct	0	Direct	0	0	0	0	0	0	O.K.
27									
28 Total COE Exp.	\$0		\$0	\$0	\$0	\$0	\$0	\$0	O.K.
29									
30 Cust. Premises Equip.	\$0	R76	\$0	\$0	\$0	\$0	\$0	\$0	O.K.
31 Other IOT	0	T43	0	0	0	0	0	0	O.K.
32 IOT Direct	0	Direct	0	0	0	0	0	0	O.K.
33									
34 Total IOT Exp.	\$0		\$0	\$0	\$0	\$0	\$0	\$0	O.K.
35									
36 Cable & Wire, Alloc.	\$0	T33	\$0	\$0	\$0	\$0	\$0	\$0	O.K.
37 Cable & Wire, Direct	0	Direct	0	0	0	0	0	0	O.K.
38									
39 Total C&WF Exp.	\$0		\$0	\$0	\$0	\$0	\$0	\$0	O.K.
40									
41 TOTAL PLT. SPEC. OPER. EXP.	\$0		\$0	\$0	\$0	\$0	\$0	\$0	O.K.
42									
43 TOTAL PLT. SPEC., ex SUPPORT	\$0		\$0	\$0	\$0	\$0	\$0	\$0	O.K.

Roberts County Telephone & RC Communications

***** FCC PART 69 *****		Part 36		InterLATA		Total		Apportion		Common		Local		Information		Common		Billing and		Other	
(A)		(B)		(C)		(D)		(E)		(F)		(G)		(H)		(I)		(J)		(K)	
Operating Expenses and Taxes		Total		Total		Total		Total		Total		Total		Total		Total		Total		Total	
57	NON-SPECIFIC OPER. EXP.:																				
58	Oth. Plt. and Equip., Alloc.	\$0		T18	\$0		\$0		\$0		\$0		\$0		\$0		\$0		\$0		O.K.
59	Oth. Plt. and Equip., Direct	0		Direct	0		0		0		0		0		0		0		0		O.K.
61	Total Oth. Plt. & Equip.	\$0			\$0		\$0		\$0		\$0		\$0		\$0		\$0		\$0		O.K.
63	Network Operations, Alloc.	\$0		T18	\$0		\$0		\$0		\$0		\$0		\$0		\$0		\$0		O.K.
64	Network Operations, Direct	0		Direct	0		0		0		0		0		0		0		0		O.K.
65	Network Operations, Direct	0		Direct	0		0		0		0		0		0		0		0		O.K.
66	Total Network Oper. Exp.	\$0			\$0		\$0		\$0		\$0		\$0		\$0		\$0		\$0		O.K.
68	Total Access Expenses	\$0		Direct	\$0		\$0		\$0		\$0		\$0		\$0		\$0		\$0		O.K.
70	Depr., Support Assets	\$0		R23	\$0		\$0		\$0		\$0		\$0		\$0		\$0		\$0		O.K.
71	Depr., COE Switching	0		R44	0		0		0		0		0		0		0		0		O.K.
72	Depr., COE Operator	0		R32	0		0		0		0		0		0		0		0		O.K.
73	Depr., COE Transmission	0		R68	0		0		0		0		0		0		0		0		O.K.
74	Depr., IOT Equipment	0		R78	0		0		0		0		0		0		0		0		O.K.
75	Depr., C&W Facilities	0		R117	0		0		0		0		0		0		0		0		O.K.
76	Depr., PHFU	0		R147	0		0		0		0		0		0		0		0		O.K.
77	Depr., PHFU	0		R147	0		0		0		0		0		0		0		0		O.K.
78	Total Depreciation Expense	\$0			\$0		\$0		\$0		\$0		\$0		\$0		\$0		\$0		O.K.
79	Total Depreciation Expense	\$0			\$0		\$0		\$0		\$0		\$0		\$0		\$0		\$0		O.K.
80	Amort., Tangible Assets	\$0		R141	\$0		\$0		\$0		\$0		\$0		\$0		\$0		\$0		O.K.
81	Amort., Intangible Assets	0		R144	0		0		0		0		0		0		0		0		O.K.
82	Amort., Intangible Assets	0		Direct	0		0		0		0		0		0		0		0		O.K.
83	Other Amortization	0		Direct	0		0		0		0		0		0		0		0		O.K.
84	Direct Assigned Amort.	0		Direct	0		0		0		0		0		0		0		0		O.K.
85	Direct Assigned Amort.	0		Direct	0		0		0		0		0		0		0		0		O.K.
86	Total Amortization Exp.	\$0			\$0		\$0		\$0		\$0		\$0		\$0		\$0		\$0		O.K.
87	Total Amortization Exp.	\$0			\$0		\$0		\$0		\$0		\$0		\$0		\$0		\$0		O.K.
88	Total Depr. and Amort.	\$0			\$0		\$0		\$0		\$0		\$0		\$0		\$0		\$0		O.K.
89	Total Depr. and Amort.	\$0			\$0		\$0		\$0		\$0		\$0		\$0		\$0		\$0		O.K.
90	TOTAL NON-SPEC. OPER. EXP.	\$0			\$0		\$0		\$0		\$0		\$0		\$0		\$0		\$0		O.K.

Roberts County Telephone & RC Communications

***** FCC PART 69 ***** Operating Expenses and Taxes	Part 36 InterLATA Total	Apportion	Common Line	Local Switching	Information	Common Transport	Billing and Collection	Other	
(A)	(B)	(C)	(D)	(E)	(F)	(G)	(H)	(I)	
104 CUSTOMER OPERATIONS EXPENSE:									
105									
106 Marketing, Allocable	\$0	T37	\$0	\$0	\$0	\$0	\$0	\$0	O.K.
107 Marketing, Direct	0	Direct	0	0	0	0	0	0	O.K.
108									
109 Total Marketing Expense	\$0		\$0	\$0	\$0	\$0	\$0	\$0	O.K.
110									
111 Operator Service, Alloc.	\$0	T61	\$0	\$0	\$0	\$0	\$0	\$0	O.K.
112 Operator Service, Direct	0	Direct	0	0	0	0	0	0	O.K.
113									
114 Total Operator Service	\$0		\$0	\$0	\$0	\$0	\$0	\$0	O.K.
115									
116 Classified Directory	\$0	Direct	\$0	\$0	\$0	\$0	\$0	\$0	O.K.
117 Alphabetical Directory	0	(F)	0	0	0	0	0	0	O.K.
118 Foreign Directory	0	Direct	0	0	0	0	0	0	O.K.
119									
120 Total Directory	\$0		\$0	\$0	\$0	\$0	\$0	\$0	O.K.
121									
122 Bus. Ofc., EU Presubscription	0	T40	\$0	\$0	\$0	\$0	\$0	\$0	O.K.
123 Bus. Ofc., Reserved	0	(I)	0	0	0	0	0	0	O.K.
124 Bus. Ofc., EU Access PL & All Other	0	(H)	0	0	0	0	0	0	O.K.
125 Bus. Ofc., EU Message	0	(H)	0	0	0	0	0	0	O.K.
126 Bus. Ofc., EU Reserved	0	(I)	0	0	0	0	0	0	O.K.
127 Bus. Ofc., IX Special Access	0	(I)	0	0	0	0	0	0	O.K.
128 Bus. Ofc., IX Switched Access	0	T40	0	0	0	0	0	0	O.K.
129 Bus. Ofc., IX Billing and Collection	0	(H)	0	0	0	0	0	0	O.K.
130 Bus. Ofc., Coin Collection & Administ	0	(D)	0	0	0	0	0	0	O.K.
131 Bus. Ofc., Reserved	0	(I)	0	0	0	0	0	0	O.K.
132									
133 Total Business Office	\$0		\$0	\$0	\$0	\$0	\$0	\$0	O.K.
134									
135 Cust. Serv., Msg. Process	\$0	(H)	0	0	0	0	0	0	O.K.
136 Cust. Serv., Other B&C	0	(H)	0	0	0	0	0	0	O.K.
137 Cust. Serv., CABS	0	T21	0	0	0	0	0	0	O.K.
138 Cust. Serv., EU Common Line	0	(H)	0	0	0	0	0	0	O.K.
139									
140 Total Customer Service	\$0		\$0	\$0	\$0	\$0	\$0	\$0	O.K.
141									
142 Total BO, CS, OS, Dir.	\$0		\$0	\$0	\$0	\$0	\$0	\$0	O.K.

Roberts County Telephone & RC Communications

***** FCC PART 69 ***** Operating Expenses and Taxes		Part 36 InterLATA Total	Apportion	Common Line	Local Switching	Information	Common Transport	Billing and Collection	Other	
(A)	(B)	(C)	(D)	(E)	(F)	(G)	(H)	(I)		
158 Other Cust. Serv., Alloc.	\$0	142	\$0	\$0	\$0	\$0	\$0	\$0	\$0	O.K.
159 Other Cust. Serv., Direct	0	Direct	0	0	0	0	0	0	0	O.K.
160										
161 Total Other Cust. Serv.	\$0		\$0	\$0	\$0	\$0	\$0	\$0	\$0	O.K.
162										
163 TOTAL CUSTOMER OPER. EXP.	\$0		\$0	\$0	\$0	\$0	\$0	\$0	\$0	O.K.
164										
165 "BIG-THREE" EXPENSES:										
166										
167 Total Plt. Specific Exp.	\$0	41	\$0	\$0	\$0	\$0	\$0	\$0	\$0	O.K.
168 Total Plt Non-specific Exp.	0	62 + 67 + 69	0	0	0	0	0	0	0	O.K.
169 Total Customer Operations	0	163	0	0	0	0	0	0	0	O.K.
170										
171 TOTAL "BIG THREE" EXPENSES	\$0		\$0	\$0	\$0	\$0	\$0	\$0	\$0	O.K.
172										
173 CORPORATE OPERATIONS EXPENSE:										
174										
175 Exec. and Planning, Alloc.	\$0	T64	\$0	\$0	\$0	\$0	\$0	\$0	\$0	O.K.
176 Exec. and Planning, Direct	0	Direct	0	0	0	0	0	0	0	O.K.
177										
178 Total Exec. and Planning	\$0		\$0	\$0	\$0	\$0	\$0	\$0	\$0	O.K.
179										
180 Admin. & General, Allocable	\$0	T64	\$0	\$0	\$0	\$0	\$0	\$0	\$0	O.K.
181 Admin. & General, Direct	0	Direct	0	0	0	0	0	0	0	O.K.
182										
183 Total Admin. and Gen.	\$0		\$0	\$0	\$0	\$0	\$0	\$0	\$0	O.K.
184										
185 TOTAL CORPORATE OPERATIONS	\$0		\$0	\$0	\$0	\$0	\$0	\$0	\$0	O.K.
186										
187 NON-INCOME TAXES:										
188										
189 Non-income Taxes, Allocable	\$0	T37	\$0	\$0	\$0	\$0	\$0	\$0	\$0	O.K.
190 Non-income Taxes, Direct	0	Direct	0	0	0	0	0	0	0	O.K.
191										O.K.
192										
193 Total Non-income Taxes	\$0		\$0	\$0	\$0	\$0	\$0	\$0	\$0	O.K.
194										
195 TOTAL OPER. EXP. AND TAXES	\$0		\$0	\$0	\$0	\$0	\$0	\$0	\$0	O.K.

SOUTH DAKOTA PUC INTRASTATE ACCESS COST MODEL

COMPANY NAME Roberts County Telephone & RC Communications
 PERIOD ADDRESSED ENDING DECEMBER 31, 2001
 RUN DATE AND TIME 02-Sep-2003 01:00:39 PM

NOTES: SEE SHEET "G" TO INPUT PART 36 ALLOCATION FACTORS.

***** FCC PART 36 *****	TOTAL COMPANY	Source/ Allocator	Interstate and Other	Intrastate				TOTAL INTRASTATE
				Message Telephone Service		Private Line		
				InterLATA	IntraLATA	InterLATA	IntraLATA	
(A)	(B)	(C)	(D)	(E)	(F)	(G)	(H)	(I)
PLANT INVESTMENT DETAIL:								
21 Land, Allocable	0	---	---	---	---	---	---	---
22 Land, Direct	0	---	0	0	---	0	0	0
23 Motor Vehicles	0	---	---	---	---	---	---	---
24 Aircraft	0	---	---	---	---	---	---	---
25 Special Purpose Vehicles	0	---	---	---	---	---	---	---
26 Garage Work Equipment	0	---	---	---	---	---	---	---
27 Other Work Equipment	0	---	---	---	---	---	---	---
28 Buildings, Allocable	1,382,948	---	---	---	---	---	---	---
29 Buildings, Direct	0	---	0	0	---	0	0	0
30 Furniture	0	---	---	---	---	---	---	---
31 Office Equipment	0	---	---	---	---	---	---	---
32 General Purpose Computers	0	---	---	---	---	---	---	---
33 CAT 1 Oper. Sys., TSPS	0	---	---	---	---	---	---	---
34 CAT 1 Oper. Sys., Other TSPS	0	---	---	---	---	---	---	---
35 CAT 1 Oper. Sys., Aux. Pos.	0	---	---	---	---	---	---	---
36 CAT 1 Oper. Sys., Other	0	---	0	0	---	0	0	0
37 CAT 2 Tandem Sw. Allocable	338,145	---	---	---	---	---	---	---
38 CAT 2 Tandem Sw. Direct	0	---	0	0	---	0	0	0
39 CAT 3 Local Sw. Allocable	2,134,507	---	---	---	---	---	---	---
40 CAT 3 Local Sw. Direct	0	---	0	0	---	0	0	0
41 CAT 4.12 Exchange Trunk	139,070	---	---	---	---	---	---	---
42 CAT 4.12 Exch. Tr. Direct	0	---	0	0	---	0	0	0
43 CAT 4.13 Exch. Ln. Msg., PL & WAT	1,675,430	---	---	---	---	---	---	---
44 Reserved	0	---	---	---	---	---	---	---
45 CAT 4.13 Direct	0	---	0	0	---	0	0	0
46 CAT 4.23 Message, PL & WATS	1,167,568	---	---	---	---	---	---	---
47 Reserved	0	---	---	---	---	---	---	---
48 CAT 4.23 Direct	0	---	0	0	---	0	0	0
49 CAT 4.3 H/R Message	153,613	---	---	---	---	---	---	---
50 CAT 4.3 WATS	0	---	0	0	---	0	0	0
51 CAT 4.3 Direct	0	---	0	0	---	0	0	0
52 CAT 1 Other IOT Equipment	0	---	---	---	---	---	---	---
53 CAT 1 Coinless Pay Phones	0	---	0	0	---	0	0	0

SOUTH DAKOTA PUC INTRASTATE ACCESS COST MODEL

Roberts County Telephone & RC Communications
ENDING DECEMBER 31, 2001

		Intrastate									
		TOTAL COMPANY	Source/ Allocator	Interstate and Other	Message Telephone Service		Private Line		TOTAL INTRASTATE		
***** FCC PART 36 *****	(A)				(B)	(C)	(D)	InterLATA		IntraLATA	InterLATA
70	CAT 2 CP Equipment	0	---	0	---	0	---	0	---	0	0
71	Reserved	0	---	---	---	---	---	---	---	---	0
72	Reserved	0	---	---	---	---	---	---	---	---	0
73	CAT 1.3 Joint Msg., Cat. 1.1 & 1.2 PL	8,623,674	---	---	---	---	---	---	---	---	0
74	Other CAT 1 C&WF	0	---	0	---	0	---	0	---	0	0
75	CAT 2 C&WF	177,924	---	---	---	---	---	---	---	---	0
76	CAT 2 C&WF, Wideband	0	---	0	---	0	---	0	---	0	0
77	CAT 3 Joint Message & PL/WATS	778,425	---	---	---	---	---	---	---	---	0
78	Reserved	0	---	---	---	---	---	---	---	---	0
79	CAT 3 Direct	0	---	0	---	0	---	0	---	0	0
80	CAT 4 Message	200,164	---	---	---	---	---	---	---	---	0
81	CAT 4 WATS	0	---	0	---	0	---	0	---	0	0
82	CAT 4 Direct	0	---	0	---	0	---	0	---	0	0
83	Allocable Support Leases	0	---	---	---	---	---	---	---	---	0
84	Direct Support Leases	0	---	0	---	0	---	0	---	0	0
85	COE Operator	0	---	---	---	---	---	---	---	---	0
86	COE Tandem Switch	0	---	---	---	---	---	---	---	---	0
87	COE Local Switch	0	---	---	---	---	---	---	---	---	0
88	COE Transmission	0	---	---	---	---	---	---	---	---	0
89	COE Direct	0	---	0	---	0	---	0	---	0	0
90	IOT Leases	0	---	0	---	0	---	0	---	0	0
91	C&WF Leases	0	---	0	---	0	---	0	---	0	0
92	Leasehold Imp. Land etc.	0	---	---	---	---	---	---	---	---	0
93	Leasehold Imp. COE Switching	0	---	---	---	---	---	---	---	---	0
94	Leasehold Imp. COE Operator	0	---	---	---	---	---	---	---	---	0
95	Leasehold Imp. COE Trans.	0	---	---	---	---	---	---	---	---	0
96	Leasehold Imp. IOT	0	---	0	---	0	---	0	---	0	0
97	Leasehold Imp. C&WF	0	---	0	---	0	---	0	---	0	0
98	Leasehold Imp. Other	0	---	0	---	0	---	0	---	0	0
99	Allocable Acct. No. 2690	0	---	---	---	---	---	---	---	---	0
100	Direct Acct. No. 2690	13,094	---	0	---	0	---	0	---	0	13,094
101	Materials and Supplies	104,747	---	---	---	---	---	---	---	---	0
102	RTB Stock	0	---	---	---	---	---	---	---	---	0
103	Tele. Plt. Adjust. - Alloc.	0	---	---	---	---	---	---	---	---	0
104	Tele. Plt. Adjust. - Direct	0	---	0	---	0	---	0	---	0	0
105	Other Assets, Net	0	---	0	---	0	---	0	---	0	0
106	Other Liab., Def. Cr., Net	(18,589)	---	(18,589)	---	0	---	0	---	0	0

SOUTH DAKOTA PUC INTRASTATE ACCESS COST MODEL

Roberts County Telephone & RC Communications
 ENDING DECEMBER 31, 2001

***** FCC PART 36 *****	TOTAL COMPANY	Source/ Allocator	Interstate and Other	Intrastate				TOTAL INTRASTATE	
				Message Telephone Service		Private Line			
				InterLATA	IntraLATA	InterLATA	IntraLATA		
(A)	(B)	(C)	(D)	(E)	(F)	(G)	(H)	(I)	
123 TPUC -- Short Term, Alloc.	61,897	--	--	--	--	--	--	--	--
124 TPUC -- Short Term, Direct	0	--	0	0	0	0	0	0	0
125 TPUC -- Long Term, Alloc.	0	--	--	--	--	--	--	--	--
126 TPUC -- Long Term, Direct	0	--	0	0	0	0	0	0	0
127									
128 RESERVES AND DEFERRALS:									
129 Acc. Depr. Support Assets	553,294	--	--	--	--	--	--	--	--
130 Acc. Depr. COE Switching	1,502,308	--	--	--	--	--	--	--	--
131 Acc. Depr. COE Operator	0	--	--	--	--	--	--	--	--
132 Acc. Depr. COE Transmission	1,184,967	--	--	--	--	--	--	--	--
133 Acc. Depr. IOT Equipment	0	--	--	--	--	--	--	--	--
134 Acc. Depr. Cable and Wire Facilities	3,636,189	--	--	--	--	--	--	--	--
135 Acc. Depr. Other Plant	0	--	0	0	0	0	0	0	0
136 Accum. Amort., Tangible Inv.	0	--	--	--	--	--	--	--	--
137 Accum. Amort., Intang. Inv.	1,544	--	--	--	--	--	--	--	--
138 Accum. Amort., Other	0	--	0	0	0	0	0	0	0
139 Acc. Def. IT Support Assets	9,135	--	--	--	--	--	--	--	--
140 Acc. Def. IT COE Switching	47,580	--	--	--	--	--	--	--	--
141 Acc. Def. IT COE Operator	0	--	--	--	--	--	--	--	--
142 Acc. Def. IT COE Trans.	15,074	--	--	--	--	--	--	--	--
143 Acc. Def. IT IOT Equipment	0	--	--	--	--	--	--	--	--
144 Acc. Def. IT C&WF	93,275	--	--	--	--	--	--	--	--
145 Acc. Def. IT Unclassified	0	--	0	0	0	0	0	0	0
146									
147 OPERATING EXPENSES AND TAXES:									
148 Network Support, Alloc.	655	--	--	--	--	--	--	--	--
149 Network Support, Direct	0	--	0	0	0	0	0	0	0
150 General Support, Alloc.	37,183	--	--	--	--	--	--	--	--
151 General Support, Direct	0	--	0	0	0	0	0	0	0
152 Central Office Eq., Alloc.	208,594	--	--	--	--	--	--	--	--
153 Central Office Eq., Direct	0	--	0	0	0	0	0	0	0
154 Cust. Premises Equip.	0	--	--	--	--	--	--	--	--
155 Coinless Pay Phone Exp.	0	--	--	--	--	--	--	--	--
156 Other IOT	0	--	--	--	--	--	--	--	--
157 IOT Direct	0	--	0	0	0	0	0	0	0
158 Cable & Wire, Alloc.	125,530	--	--	--	--	--	--	--	--
159 Cable & Wire, Direct	190,800	--	119,973	0	70,827	0	0	0	70,827

SOUTH DAKOTA PUC INTRASTATE ACCESS COST MODEL

Roberts County Telephone & RC Communications
 ENDING DECEMBER 31, 2001

		Intrastate												
		TOTAL COMPANY	Source/ Allocator	Interstate and Other	Message Telephone Service		Private Line		TOTAL INTRASTATE					
***** FCC PART 36 *****	(A)				(B)	(C)	(D)	InterLATA	IntraLATA	InterLATA	IntraLATA	(E)	(F)	(G)
176	Oth. Plt. and Equip., Alloc.	116	---	---	---	---	---	---	---	---	---	---	---	---
177	Oth. Plt. and Equip., Direct	0	---	0	---	0	---	0	---	0	---	0	---	0
178	Network Operations, Alloc.	78,390	---	---	---	---	---	---	---	---	---	---	---	---
179	Network Operations, Direct	0	---	0	---	0	---	0	---	0	---	0	---	0
180	Total Access Expense	0	---	0	---	0	---	0	---	0	---	0	---	0
181	Depr., Support Assets	85,864	---	---	---	---	---	---	---	---	---	---	---	---
182	Depr., COE Switching	303,251	---	---	---	---	---	---	---	---	---	---	---	---
183	Depr., COE Operator	0	---	---	---	---	---	---	---	---	---	---	---	---
184	Depr., COE Transmission	215,223	---	---	---	---	---	---	---	---	---	---	---	---
185	Depr., IOT Equipment	0	---	---	---	---	---	---	---	---	---	---	---	---
186	Depr., C&W Facilities	361,990	---	---	---	---	---	---	---	---	---	---	---	---
187	Amort., Tangible Assets	0	---	---	---	---	---	---	---	---	---	---	---	---
188	Amort., Intangible Assets	141	---	---	---	---	---	---	---	---	---	---	---	---
189	Other Amortization	0	---	0	---	0	---	0	---	0	---	0	---	0
190	Direct Assigned Amort.	0	---	0	---	0	---	0	---	0	---	0	---	0
191	Marketing, Allocable	24,708	---	---	---	---	---	---	---	---	---	---	---	---
192	Marketing, Direct	0	---	0	---	0	---	0	---	0	---	0	---	0
193	Operator Service, Alloc.	0	---	---	---	---	---	---	---	---	---	---	---	---
194	Operator Service, Direct	0	---	0	---	0	---	0	---	0	---	0	---	0
195	Classified Directory	0	---	0	---	0	---	0	---	0	---	0	---	0
196	Alphabetical Directory	19,833	---	---	---	---	---	---	---	---	---	---	---	---
197	Foreign Directory	0	---	---	---	---	---	---	---	---	---	---	---	---
198	Bus. Ofc., EU Presubscription	10,984	---	---	---	---	---	---	---	---	---	---	---	---
199	Bus. Ofc., EU MTS & WATS	22,071	---	---	---	---	---	---	---	---	---	---	---	---
200	Bus. Ofc., EU Access, P/L & all Other	0	---	---	---	---	---	---	---	---	---	---	---	---
201	Bus. Ofc., IXC Special Access	0	---	---	---	---	---	---	---	---	---	---	---	---
202	Bus. Ofc., IXC Switched Access	1,076	---	---	---	---	---	---	---	---	---	---	---	---
203	Bus. Ofc., IXC B & C Services	0	---	---	---	---	---	---	---	---	---	---	---	---
204	Coin Collect & Admin.	0	---	---	---	---	---	---	---	---	---	---	---	---
205	Cust. Svc., Direct	0	---	0	---	0	---	0	---	0	---	0	---	0
206	Cust. Serv., Msg. Process	0	---	---	---	---	---	---	---	---	---	---	---	---
207	Cust. Serv., Other B&C	53,402	---	---	---	---	---	---	---	---	---	---	---	---
208	Cust. Serv., CABS	18,124	---	---	---	---	---	---	---	---	---	---	---	---
209	Cust. Serv., EU Common Line	2,811	---	2,811	---	0	---	0	---	0	---	0	---	0
210	Other Cust. Serv., Alloc.	7,706	---	---	---	---	---	---	---	---	---	---	---	---
211	Other Cust. Serv., Direct	91	---	91	---	0	---	0	---	0	---	0	---	0
212	Exec. and Planning, Alloc.	127,203	---	---	---	---	---	---	---	---	---	---	---	---
213	Exec. and Planning, Direct	0	---	0	---	0	---	0	---	0	---	0	---	0

SOUTH DAKOTA PUC INTRASTATE ACCESS COST MODEL

Roberts County Telephone & RC Communications
 ENDING DECEMBER 31, 2001

		Intrastate									
		TOTAL COMPANY	Source/ Allocator	Interstate and Other	Message Telephone Service		Private Line				TOTAL INTRASTATE
***** FCC PART 36 *****					InterLATA	IntraLATA	InterLATA	IntraLATA			
(A)	(B)	(C)	(D)	(E)	(F)	(G)	(H)	(I)			
230	Admin. & General, Allocable	385,404	---	---	---	---	---	---	---	---	---
231	Admin. & General, Direct	23,130	---	0	0	23,130	0	0	0	23,130	---
232	Non-income Taxes, Allocable	704	---	---	---	---	---	---	---	---	---
233	Non-income Taxes, Direct	0	---	0	0	0	0	0	0	0	---
234											
235	OTHER INCOME STATEMENT:										
236	State Income Tax Rate	0.00%	---	---	---	---	---	---	---	---	---
237	Federal Income Tax Rate	34.00%	---	---	---	---	---	---	---	---	---
238	Gross Receipts Tax Rate	3.00%	---	---	---	---	---	---	---	---	---
239	Rate of Return	10.00%	---	---	---	---	---	---	---	---	---
240	AFUDC	0	---	---	---	---	---	---	---	---	---
241	ITC Amortization	0	---	---	---	---	---	---	---	---	---
242	Other Return Adjustments	0	---	0	0	0	0	0	0	0	---
243	Contributions	0	---	---	---	---	---	---	---	---	---
244	Interest Expense	501,165	---	---	---	---	---	---	---	---	---
245	Capital Lease Expense	0	---	---	---	---	---	---	---	---	---
246	Capitalized Payroll taxes	0	---	---	---	---	---	---	---	---	---
247	Depreciation Adjustment	0	---	---	---	---	---	---	---	---	---
248	Other Income Adjustments	0	---	0	0	0	0	0	0	0	---
249	Uncollectibles	0	---	0	0	0	0	0	0	0	---
250	Other Revenue Adjustments	(126,577)	---	(96,761)	0	(29,816)	0	0	0	(29,816)	---
251	Other Revenue Taxes	0	---	0	0	0	0	0	0	0	---
252											

SOUTH DAKOTA PUC INTRASTATE ACCESS COST MODEL

Roberts County Telephone & RC Communications
 ENDING DECEMBER 31, 2001

***** FCC PART 36 *****		TOTAL COMPANY	Source/ Allocator	Interstate		Intrastate		TOTAL INTRASTATE	
				Other	Private Line		Private Line		
					InterLATA	IntraLATA	InterLATA		IntraLATA
(A)	(B)	(C)	(D)	(E)	(F)	(G)	(H)	(I)	
271 Working Loops	2,221	---	43	0	0	0	0	0	
272 Equivalent Interexchange Cct. Miles	74,841	---	1,752	0	0	0	0	0	
273 Interexchange Circuit Terminations	438	---	10	0	0	0	0	0	

**BEFORE THE PUBLIC UTILITIES COMMISSION
OF THE STATE OF SOUTH DAKOTA**

IN THE MATTER OF THE)	FINAL DECISION AND ORDER
ESTABLISHMENT OF SWITCHED)	GRANTING MOTION TO DISMISS
ACCESS REVENUE REQUIREMENT)	ON SUMMARY DISPOSITION;
FOR ROBERTS COUNTY TELEPHONE)	NOTICE OF ENTRY
COOPERATIVE ASSOCIATION AND RC)	
COMMUNICATIONS, INC.)	TC02-088

On July 1, 2002, Roberts County Telephone Cooperative Association and RC Communications, Inc. (Company) filed for approval by the Public Utilities Commission (Commission) its 2001 Intrastate Switched Access Cost Study. On July 3, 2002, the Commission electronically transmitted notice of the filing and the intervention deadline of July 19, 2002, to interested individuals and entities. On July 15, 2002, the Commission received a Petition to Intervene from S&S Communications (S&S). At its regularly scheduled meeting of July 23, 2002, the Commission granted intervention to S&S.

On July 11, 2003, Company filed a Motion to Dismiss and Motion for Extension of Time to Respond to Second Discovery Request (Company Motions). On July 24, 2003, S&S filed a Brief in Resistance to Motion to Dismiss and Motion for Extension of Time.

At its regular meeting on August 4, 2003, the Commission considered the Company Motions and voted unanimously to serve notice on the parties that S&S's Motion to Dismiss would be considered alternatively as a motion for summary judgment or as a motion to dismiss and to schedule the matter for hearing at the Commission's next regularly scheduled meeting on August 19, 2003. The Commission further voted unanimously to extend the time for Company's response to S&S's pending discovery requests until after decision on Company's Motion to Dismiss and the further order of the Commission. On August 8, 2003, the Commission issued a Notice of Intent to Consider Motion as One for Summary Judgment, Order for and Notice of Hearing; Order Extending Time for Response (Notice and Order) requesting the parties to file any affidavits or other proof demonstrating that a genuine issue of material fact exists or does not exist as to S&S's continuing interest in this proceeding sufficient to maintain party status, setting the matter for consideration and/or hearing on August 19, 2003, at 1:30 p.m. CDT at the Ramada Inn in Aberdeen, South Dakota, and extending the Company's time for response to discovery until after the issue of S&S's standing to maintain status as party is finally decided.

In response to the Commission's Notice and Order, on August 14, 2003, S&S filed an Affidavit of Les S. Sumption (Affidavit). On August 18, 2003, Company filed a Response of Companies Named in Above Dockets to Affidavit of Les S. Sumption. On August 19, 2003, the Commission, after hearing and considering the parties' filings and the arguments of counsel, voted unanimously (i) to decide that the assertions contained in the Affidavit were not sufficient to raise a genuine issue of material fact as to whether S&S continues to have an interest peculiar to it as opposed to an interest common to the public or the taxpayers in general and (ii) to grant Company's Motion to Dismiss. Accordingly, as its Final Decision on the Company's Motion to Dismiss and the Notice and Order, the Commission considering the Affidavit and the other documents and evidentiary showings in the record in the light most favorable to S&S, makes the following Findings of Fact, Conclusions of Law and Order.

FINDINGS OF FACT

1. On July 15, 2002, S&S filed a Petition to Intervene (Petition) with the Commission. At its regular meeting on July 23, 2002, the Commission voted unanimously to grant S&S's Motion to Intervene, and on August 7, 2002, the Commission issued an Order Granting Petition to Intervene. S&S has been a party to this proceeding since then.

2. The standards for intervention as a party in a proceeding before the Commission are set forth in SDCL 1-26-17.1 as follows:

A person who is not an original party to a contested case and whose pecuniary interests would be directly and immediately affected by an agency's order made upon the hearing may become a party to the hearing by intervention, if timely application therefor is made.

and in ARSD 20:10:01:15.05 as follows:

that by the outcome of the proceeding the petitioner will be bound and affected either favorably or adversely with respect to an interest peculiar to the petitioner as distinguished from an interest common to the public or to the taxpayers in general.

3. In the Petition, S&S based its assertion that its interest met these tests on the facts that "S&S is a switch-based interexchange carrier" that "provides both intra and interstate message telecommunications services to its subscribers" (Petition, ¶ 1), that to provide intrastate telecommunications services, S&S "requires . . . switched access services from the Rural Local Exchange Carriers in South Dakota" which include Company (Petition, ¶ 2), and that "[b]ecause S&S Communications purchases switched access services from [Company] any increase in the rates of such services will directly and immediately affect the pecuniary interests of S&S Communications as it will naturally affect S&S Communications' operating expenses." (Petition, ¶ 3).

4. On July 11, 2003, Company filed a Motion to Dismiss asserting that S&S no longer meets the standards for intervention set forth in SDCL 1-26-17.1 and ARSD 20:10:01:15.05 and therefore lacks standing to be a party in this case. The Company's basis for its motion is the Commission's decision in Docket No. TC02-166 to revoke S&S's certificate of authority to provide telecommunications services in South Dakota.

5. On August 8, 2003, the Commission issued a Notice of Intent to Consider Motion as One for Summary Judgment, Order for and Notice of Hearing; Order Extending Time for Response (Notice and Order) requesting the parties to file any affidavits or other proof demonstrating that a genuine issue of material fact exists or does not exist as to S&S's continuing interest in this proceeding sufficient to maintain intervenor party status.

6. The Commission takes official notice of the following matters of record in the Commission's files. On June 16, 2003, the Commission issued an Order to Show Cause and Notice of Hearing in Docket No. TC02-166 requiring S&S to appear and show cause as to why, *inter alia*, its certificate of authority to provide telecommunications services in South Dakota should not be revoked. On June 30 and July 2, 2003, the Commission held a contested case hearing on the Order to Show Cause. On July 2, 2003, following the conclusion of the evidentiary hearing and the arguments of the parties, the Commission unanimously voted to revoke S&S's certificate of authority to provide telecommunications services in South Dakota. On August 28, 2003, the Commission issued its Findings of Fact; Conclusions of Law; Notice of Entry of Order in Docket No. TC02-166 (TC02-166

Order). The TC02-166 Order was transmitted to S&S on August 29, 2003. In the TC02-166 Order, the Commission ordered *inter alia* that S&S's certificate of authority is revoked.

7. The Company's Motion to Dismiss and the Notice and Order provided sufficient notice to S&S of the Company's assertion of the Commission's action in Docket No. TC02-166 as a basis for the Commission's decision on the Motion to Dismiss to afford S&S a reasonable opportunity to refute the facts of record officially noticed in Finding 6 as provided for in SDCL 1-26-19(3).

8. The revocation of S&S's certificate of authority to provide intrastate interexchange services in the TC02-166 Order precludes S&S from utilizing the Company's switched access services to provide intrastate interexchange telecommunications services in South Dakota.

9. At the August 4, 2003 meeting at which the Company's Motion to Dismiss was first before the Commission, S&S stated that they were no longer paying for switched access services from Company.

10. In the Affidavit, Mr. Sumption states on behalf of S&S that "over the past several weeks several individuals and/or entities have expressed an interest in purchasing S&S Communications and/or its assets" (Affidavit, ¶ 5), that "S&S Communications is presently in negotiations to sell its business and/or assets" (Affidavit, ¶ 6) and that S&S's pecuniary interests will be directly and immediately affected by the Commission's decision in this matter "for the following reasons:

- (A) Subsequent to the sale, S&S Communications, regardless of the name by which it will do business, will have to purchase switched access services;
- (B) The individual and/or entity interested in purchasing S&S Communications and/or its assets has expressed some reluctance in following through with the purchase as a result of the rates presently charged for switched access services in South Dakota;
- (C) If the individual and/or entity interested in purchasing S&S Communications and/or its assets fails to follow through with the purchase, S&S Communications will be divested of a substantial amount of revenue that would have been directed to creditors and/or subscribers that lost service." (Affidavit, ¶ 7).

11. In the Affidavit, Mr. Sumption states that he is "one of the partners that owns and operates Intervenor S&S Communications." (Affidavit, ¶ 1).

12. Because S&S is a partnership, there is at least some question whether S&S could be sold to anyone as a legal entity. Furthermore, given the financial problems of S&S as documented in the TC02-166 Order and record, the Commission does not find it credible that anyone would acquire S&S as a legal entity and thereby render itself liable for S&S debts and liabilities.

13. Following revocation of its certificate of authority, S&S does not in any case have the legal right, as a matter of law, to convey to any purchaser of its assets or business either its certificate of authority or any other right to provide intrastate interexchange telecommunications services in South Dakota.

14. Following revocation of its certificate of authority, S&S does not have the legal right to continue to provide services that would involve the purchase of intrastate switched access services

from Company, and the Commission accordingly finds that the assertion stated in Affidavit, ¶ 7(A) fails as a matter of law to raise a genuine issue of material fact as to the assertion.

15. The statement in Affidavit ¶ 7(B), that "the individual and/or entity interested in purchasing S&S Communications and/or its assets has expressed some reluctance in following through with the purchase as a result of the rates presently charged for switched access services in South Dakota" is hearsay, is not legally admissible evidence and is therefore not a showing of evidence that is sufficient to raise a genuine issue of material fact as to the matter asserted. That the alleged speaker is not identified and apparently was not even identifiable as a person or entity weakens the credibility of the assertion even more.

16. Viewing the Affidavit and the other documents, admissions and evidence in the record in the light most favorable to S&S, no admissible evidence provided by or pointed to by S&S offers any concrete showing that a person or entity that has expressed interest in purchasing S&S's assets has a present intention to provide intrastate interexchange services in South Dakota and would thus incur switched access charges which could be affected by the decision in this proceeding.

17. Any person who might have an interest in purchasing the assets of S&S who is presently providing intrastate interexchange services in South Dakota has had an interest in the outcome of this proceeding that it could have asserted in a petition for intervention on its own behalf prior to now. No such petition has been filed.

18. Some concrete showing of current proximate interest is required as a condition of permitting S&S to maintain its status as an intervenor party.

19. S&S's mere assertion that it is offering telecommunications assets for sale which might possibly be sold to a person who does not now, but might desire to, provide intrastate interexchange services in South Dakota and who might theoretically have concerns about the Company's switched access revenue requirement is too speculative to meet the test for proof of standing as an intervenor and is not a sufficient showing of interest peculiar to S&S, as opposed to an interest common to the public at large, to justify S&S's intervenor party status in this proceeding.

20. Based upon the above findings, the Commission finds (i) that the Affidavit of S&S and the other documents and showings of evidence in the record in this proceeding are insufficient to demonstrate that a genuine issue of material fact is presented that would require a factual hearing as to a present interest of S&S in this proceeding that is sufficient to warrant its continued standing as an intervenor party and (ii) that after viewing all reasonable inferences to be drawn from the evidence in the record herein in favor of S&S, Company is entitled to a summary disposition as a matter of law granting Company's Motion to Dismiss S&S as an intervenor party.

21. The interests of the ultimate consumers of switched access services to be provided by Company are not peculiar to S&S as opposed to the general public and such consumer and general public interests are adequately represented in this proceeding by the Commission's Staff. Furthermore, given S&S's conduct toward the Commission and S&S's customers as set forth in the TC02-166 Order, the Commission does not find that S&S is an appropriate advocate for the interests of customers' or the general public's interests in this proceeding.

22. The evidence does not support a finding that S&S has acted in a dilatory or obstructionist manner while an intervenor party to this proceeding and such a finding has not been relied upon by the Commission in reaching its decision herein.

CONCLUSIONS OF LAW

1. The Company's Motion to Dismiss was properly filed. Notice of the Commission's intention to treat the Motion to Dismiss as a motion for summary disposition was properly filed and served upon the parties in accordance with SDCL 15-6-56 and *Richards v. Lenz*, 539 N.W.2d 80 (S.D. 1995).
2. Pursuant to SDCL 49-1-11(4), 1-26-17.1, 1-26-18, 15-6-12(c) and 15-6-56 and ARSD 20:10:01:15.05, the Commission has the authority both to deny intervention as a party for failure of the petitioner to make a sufficient showing of pecuniary interest peculiar to the petitioner and also to dismiss an intervenor party under either a motion to dismiss or a summary disposition, as appropriate, if the requisite pecuniary interest of the intervening party has ceased to exist.
3. A petition to intervene and subsequent substantive pleadings and positions asserted by an intervenor in a proceeding are "defenses or claims" subject to summary disposition pursuant to SDCL 1-26-18.
4. Intrastate switched access charges are charges made by a carrier's carrier to another carrier for use of telecommunications facilities to originate or terminate calls. ARSD 20:10:27:01(6). For a telecommunications company to be a direct purchaser and user of the Company's intrastate switched access services, as distinguished from a member of the general public indirectly purchasing such services as an end user, it must be a provider of intrastate interexchange telecommunications services. ARSD 20:10:27:01(2) and 20:10:27:02. The Commission's TC02-166 Order prohibits S&S from engaging in the provision of the intrastate interexchange services in South Dakota and hence from being a purchaser or user of switched access services. S&S is not a purchaser of Company's switched access services.
5. When challenging a summary judgment, the nonmoving party must substantiate his allegations with sufficient probative evidence that would permit a finding in his favor on more than mere speculation or conjecture. *The Estate of Frederis J. Elliot v. A&B Welding Supply Company*, 1999 S.D. 55, 594 N.W.2d 707 (1999).
6. SDCL 15-6-56(e) requires that an affidavit offered in support of opposition to a motion for summary judgment "shall be made on personal knowledge" and "shall set forth such facts as would be admissible in evidence."
6. The assertion in the Affidavit that "the individual and/or entity interested in purchasing S&S Communications and/or its assets has expressed some reluctance in following through with the purchase as a result of the rates presently charged from switched access services in South Dakota" is hearsay and is not a fact admissible in evidence.
7. The remaining assertions in the Affidavit amount to an argument that S&S has standing to intervene due to the ownership of assets whose value might be affected by the fact that they could be used by a potential purchaser to become a provider of intrastate interexchange service in South Dakota who would thus require switched access services of Company. This argument demonstrates only a mere possibility and is not a showing of interest in the Company's switched access revenue requirement that is sufficiently proximate to justify party intervenor status.
8. The interests of the consumers of switched access services in South Dakota are represented by the Commission Staff in this proceeding, and S&S has made no showing that Commission Staff is not providing adequate representation of such interest.

9. S&S has failed to make a sufficient showing that a genuine issue of material fact is presented as to a pecuniary interest peculiar to S&S in this proceeding and the Commission concludes that a genuine issue of material fact is not presented.

10. S&S's asserted pecuniary interest arising from its ownership of assets that might be used in South Dakota by a purchaser of such assets to provide telecommunications services that would require the purchase of switched access services from Company is not proof of a sufficiently proximate interest in the outcome of this proceeding to justify intervenor party status.

11. Company is entitled to disposition in its favor as a matter of law of its Motion to Dismiss considered as a motion for summary disposition.

12. Company's Motion to Dismiss is granted.

13. Despite its dismissal as a party to this proceeding, the partners of S&S and/or the owners of its assets may request the right to appear and be heard in this proceeding as non-party participants pursuant to ARSD 20:10:01:15.06.

It is therefore

ORDERED, that the Company's Motion to Dismiss S&S Communications as an intervenor party to this proceeding is granted and S&S Communications is accordingly dismissed as an intervenor party.

NOTICE OF ENTRY OF ORDER

PLEASE TAKE NOTICE that this Order was duly entered on the 9th day of September, 2003. Pursuant to SDCL 1-26-32, this Order will take effect 10 days after the date of receipt or failure to accept delivery of the decision by the parties.

Dated at Pierre, South Dakota, this 9th day of September, 2003.

CERTIFICATE OF SERVICE	
The undersigned hereby certifies that this document has been served today upon all parties of record in this docket, as listed on the docket service list, by facsimile or by first class mail, in properly addressed envelopes, with charges prepaid thereon.	
By:	<u>Helaine Kolbo</u>
Date:	<u>9/9/03</u>
(OFFICIAL SEAL)	

BY ORDER OF THE COMMISSION:

Robert K. Sahr
ROBERT K. SAHR, Chairman *js*

Gary Hanson
GARY HANSON, Commissioner

James A. Burg
JAMES A. BURG, Commissioner

**BEFORE THE PUBLIC UTILITIES COMMISSION
OF THE STATE OF SOUTH DAKOTA**

IN THE MATTER OF THE ESTABLISHMENT) OF SWITCHED ACCESS REVENUE) REQUIREMENT FOR ROBERTS COUNTY) TELEPHONE COOPERATIVE ASSOCIATION) AND RC COMMUNICATIONS, INC.)	ORDER APPROVING) REVENUE REQUIREMENT) TC02-088)
--	--

On July 1, 2002, Roberts County Telephone Cooperative Association and RC Communications, Inc. (Roberts/RC) filed for approval by the Public Utilities Commission (Commission) its 2001 Intrastate Switched Access Cost Study. On April 7, 2003 and September 3, 2003, Roberts/RC filed amended 2001 Intrastate Switched Access Cost Studies.

On July 3, 2002, the Commission electronically transmitted notice of the filing and the intervention deadline of July 19, 2002, to interested individuals and entities. On July 15, 2002, the Commission received a Petition to Intervene from S&S Communications (S&S). At a regularly scheduled meeting of July 23, 2002, the Commission granted intervention to S&S. The Commission also voted to assess a filing fee as requested by the Executive Director up to the statutory limit of \$100,000. On July 11, 2003, the Commission received a Motion to Dismiss S&S as intervenor in this proceeding from Roberts/RC. At its regularly scheduled meeting of August 19, 2003, the Commission granted the Motion to Dismiss. Staff filed a memorandum on September 2, 2003, with the concurrence of the company, setting forth a recommended revenue requirement and minutes of use. The Commission considered this matter at its September 16, 2003, meeting.

The Commission has jurisdiction over this matter pursuant to SDCL 1-26-17.1, 49-1A-9, 49-31-12.4, 49-31-12.6, 49-31-18, 49-31-19 and ARSD 20:10:01:15.02, 20:10:01:15.05, 20:10:27:07 and 20:10:27:08. Upon review of Roberts/RC's filing, the Commission found that the revenue requirement and minutes of use as depicted in Staff's memorandum were fair and reasonable and should be approved. As the Commission's final decision in this matter, it is therefore

ORDERED, that Roberts/RC's revenue requirement and minutes of use are hereby approved as revised and shall be incorporated in the Local Exchange Carriers Association's determination of switched access rates. (See TC02-090.)

Dated at Pierre, South Dakota, this 23rd day of September, 2003.

CERTIFICATE OF SERVICE
The undersigned hereby certifies that this document has been served today upon all parties of record in this docket, as listed on the docket service list, by facsimile or by first class mail, in properly addressed envelopes, with charges prepaid thereon.
By: <u>Melaine Kolbo</u>
Date: <u>9/25/03</u>
(OFFICIAL SEAL)

BY ORDER OF THE COMMISSION:



 ROBERT K. SAHR, Chairman



 GARY HANSON, Commissioner