

TC97-064

K-10

TC97-064

DOCKET NO.

In the Matter of IN THE MATTER OF THE ESTABLISHMENT OF SWITCHED ACCESS RATES FOR MIDSTATE TELEPHONE COMPANY

File file

Public Utilities Commission of the State of South Dakota

DATE	MEMORANDA
6/4 97	Filed and docketed,
6/5 97	T.C. Fee filing;
6/19 97	Petition for leave to intervene by U.S. West,
7/29 97	Order granting petition to intervene; Order assessing filing fee,
9/29 97	Supporting information;
11/12 97	Revisions to 1996 Cost Study,
11/12 97	Notice of withdrawal of intervention by U.S. West,
12/1 97	Order granting withdrawal of intervention;
1/21 98	Order approving revenue requirement,
1/21 98	Docket closed.



Martin and Associates, Inc.

CONSULTANTS • PROFESSIONAL ENGINEERS • COMPUTER SPECIALISTS

TC97-064

RECEIVED

JUN 04 1997

SOUTH DAKOTA PUBLIC
UTILITIES COMMISSION

June 2, 1997

Mr. William Bullard, Jr.
Executive Director
Public Utilities Commission
State of South Dakota
500 East Capitol
Pierre, South Dakota 57501

Ref: SD 5248 - 1.7
1996 Separations Study Access Filing

Dear Mr. Bullard:

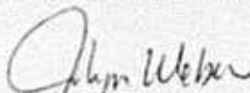
On behalf of Midstate Telephone Company, enclosed are five (5) copies of their Intrastate Access Separations Study pursuant to the rules established by the Commission. The following documentation is included in the study:

1. Five (5) hard copies of the PUC Summary Forms
2. One (1) copy of the program disk

The enclosed Intrastate Access Separations Study revenue requirement has been forwarded to the Local Exchange Carrier Association (LECA). The LECA Access Tariff, with which they concur, will include the attached Intrastate Access revenue requirement in the development of the LECA Access Tariff rates.

If you have any questions or comments, please feel free to contact me at 605-996-9646.

Sincerely,
Martin and Associates, Inc.


Jolyn K. Weber

JKW/bkk
Attachments: Access Study (5)
Program Disk (1)
cc: Mark Benton, Manager

TC97-064

RECEIVED

JUN 04 1997

SOUTH DAKOTA PUBLIC
UTILITIES COMMISSION

**1996 Cost Study
for
Midstate Telephone Company
Kimball, South Dakota**

Prepared by:
Martin and Associates, Inc.
1515 N. Sanborn Blvd.
Mitchell, SD 57301-1021
(605)996-9646

MIDSTATE TELEPHONE COMPANY

***** FCC PART 69 *****

Intrastate Toll
Revenue Requirement Summary

	Part 36 Total	Source	Common Line	Local Switching	Information	Common Transport	Billing and Collection	Other	
(A)	(B)	(C)	(D)	(E)	(F)	(G)	(H)	(I)	
INTRALATA									
15 Net Investment	\$3,579,115	J13	\$793,860	\$1,127,305	\$0	\$1,629,259	\$0	\$28,691	O.K.
16 Rate of Return	10.00%		10.00%	10.00%	10.00%	10.00%	10.00%	10.00%	
17									
18 Return on Rate Base	\$357,911		\$79,386	\$112,731	\$0	\$162,926	\$0	\$2,869	O.K.
19 Return Adjustments	20,786	J18-20	5,335	5,910	0	9,359	0	183	O.K.
20									
21 Net Return on Rate Base	\$378,698		\$84,721	\$118,640	\$0	\$172,285	\$0	\$3,052	O.K.
22 Income Taxes	0	J31-32	0	0	0	0	0	0	O.K.
23 Expenses and Other Taxes	690,562	J33-35, 40	134,378	149,040	401	359,906	41,057	5,778	O.K.
24									
25 Total IntraLATA Rev. Req.	\$1,069,553		\$219,099	\$267,680	\$401	\$532,191	\$41,057	\$8,830	O.K.
26									
27									
28									
INTERLATA									
29									
30									
31 Net Investment	\$0	P13	\$0	\$0	\$0	\$0	\$0	\$0	O.K.
32 Rate of Return	10.00%		10.00%	10.00%	10.00%	10.00%	10.00%	10.00%	
33									
34 Return on Rate Base	\$0		\$0	\$0	\$0	\$0	\$0	\$0	O.K.
35 Return Adjustments	0	P18-20	0	0	0	0	0	0	O.K.
36									
37 Net Return on Rate Base	\$0		\$0	\$0	\$0	\$0	\$0	\$0	O.K.
38 Income Taxes	0	P31-32	0	0	0	0	0	0	O.K.
39 Expenses and Other Taxes	0	P33-35, 40	0	0	0	0	0	0	O.K.
40									
41 Total InterLATA Rev. Req.	\$0		\$0	\$0	\$0	\$0	\$0	\$0	O.K.
42									
43									
44									
45 TOTAL INTRASTATE REV. REQ.	\$1,069,553		\$219,099	\$267,680	\$401	\$532,191	\$41,057	\$8,830	
ACCESS ELEMENT MINUTES OF USE									
			8,303,465	8,303,465	8,303,465	8,303,465			
ACCESS RATE PER MINUTE									
	\$0.122716		\$0.026386	\$0.032237		\$0.064093			

MIDSTATE TELEPHONE COMPANY

***** FCC PART 36 ***** Revenue Requirement Summary	Intrastate								TOTAL INTRASTATE	
	(A)	TOTAL COMPANY (B)	Source/ Allocator (C)	Interstate and Other (D)	Message Telephone Service		Private Line			
					InterLATA	IntraLATA	InterLATA	IntraLATA		
					(E)	(F)	(G)	(H)		
13 State Income Tax Rate	0.00%	---	0.00%	0.00%	0.00%	0.00%	0.00%	0.00%		
14 Federal Income Tax Rate	0.00%	---	0.00%	0.00%	0.00%	0.00%	0.00%	0.00%		
15 Gross Receipts Tax Rate	3.00%	---	3.00%	3.00%	3.00%	3.00%	3.00%	3.00%		
16										
17										
18 Net Investment	\$9,800,002	C68	\$6,287,547	\$0	\$3,551,981	\$0	\$27,133	\$3,579,115	O.K.	
19 Rate of Return	10.00%	---	10.00%	10.00%	10.00%	10.00%	10.00%	10.00%		
20										
21 Return on Rate Base	\$986,666		\$628,755	\$0	\$355,198	\$0	\$2,713	\$357,911	O.K.	
22										
23 AFUDC	58,116	H43	37329.69044814	0	20613.17708253	0	173.1298668022	20,786	O.K.	
24 ITC Amortization	0	H36	0	0	0	0	0	0	O.K.	
25 Other Return Adjustments	0	V242	0	0	0	0	0	0	O.K.	
26										
27 Net Return	\$1,044,782		\$666,084	\$0	\$375,811	\$0	\$2,886	\$378,696	O.K.	
28										
29 Contributions	0	H52	0	0	0	0	0	0	O.K.	
30 Interest Expense	433,738	H44	276,228	0	156,327	0	0	157,510	O.K.	
31 Capital Lease Expense	0	H46	0	0	0	0	1,183	0	O.K.	
32 Capitalized Payroll Taxes	0	H36	0	0	0	0	0	0	O.K.	
33 Depreciation Adjustment	0	H36	0	0	0	0	0	0	O.K.	
34 Other Income Adjustments	0	V248	0	0	0	0	0	0	O.K.	
35										
36 After Tax Income	\$611,044		\$389,857	\$0	\$219,484	\$0	\$1,704	\$221,188	O.K.	
37										
38 State Income Taxes	\$0	Formula	\$0	\$0	\$0	\$0	\$0	\$0	O.K.	
39 Federal Income Taxes	0	Formula	0	0	0	0	0	0	O.K.	
40 Operating Expenses and Taxes	1,769,716	H96	1,111,233	0	653,702	0	4,782	658,484	O.K.	
41 Uncollectibles	0	V249	0	0	0	0	0	0	O.K.	
42 Other Revenue Adjustments	0	V250	0	0	0	0	0	0	O.K.	
43										
44 Net Revenue	\$2,814,499		\$1,777,777	\$0	\$1,029,513	\$0	\$7,668	\$1,037,181	O.K.	
45 Gross Receipts Taxes	87,046	Formula	54,969	0	31,541	0	237	32,078	O.K.	
46 Other Revenue Taxes	0	V251	0	0	0	0	0	0	O.K.	
47										
TOTAL REVENUE REQUIREMENT	\$2,901,545		\$1,832,286	\$0	\$1,061,353	\$0	\$7,906	\$1,069,259	O.K.	

MIDSTATE TELEPHONE COMPANY

----- FCC PART 36 ----- Investment Summary	TOTAL COMPANY	Source/ Allocator	Interstate and Other	Intrastate				TOTAL INTRASTATE	
				Message Telephone Service		Private Line			
				InterLATA	IntraLATA	InterLATA	IntraLATA		
(A)	(B)	(C)	(D)	(E)	(F)	(G)	(H)	(I)	
13 Land and Support Investment	\$2,236,072	D33	\$1,436,298	\$0	\$793,113	\$0	\$6,661	\$799,774	O.K.
14									
15 COE Operator Equipment	\$0	D43	\$0	\$0	\$0	\$0	\$0	\$0	O.K.
16 COE Switching Equipment	4,084,887	D68	2,440,524	0	1,644,363	0	0	1,644,363	O.K.
17 COE Transmission Equipment	1,497,350	D85	876,007	0	618,258	0	3,085	621,343	O.K.
18									
19 Total COE	\$5,582,236		\$3,316,531	\$0	\$2,262,620	\$0	\$3,085	\$2,265,705	O.K.
20 Info. Orig./Term. Equipment	0	D94	0	0	0	0	0	0	O.K.
21 Cable and Wire Facilities	8,039,441	D137	5,433,090	0	2,568,855	0	37,495	2,506,350	O.K.
22									
23 Total COE, IOT, C&WF	\$13,621,677		\$8,749,621	\$0	\$4,831,476	\$0	\$40,580	\$4,872,055	O.K.
24									
25 Total Capital Leases	\$0	D173	\$0	\$0	\$0	\$0	\$0	\$0	O.K.
26									
27 Leasehold Improvements	\$0	D186	\$0	\$0	\$0	\$0	\$0	\$0	O.K.
28									
29 Intangible Assets	\$0	D209	\$0	\$0	\$0	\$0	\$0	\$0	O.K.
30									
31									
32 Total Tele. Plt. in Service	\$15,857,749		\$10,185,919	\$0	\$5,624,589	\$0	\$47,241	\$5,671,829	O.K.
33									
34 Plant Held, Future Use	\$0	D214-215	\$0	\$0	\$0	\$0	\$0	\$0	O.K.
35 TPUC, Short-term	0	D216-217	0	0	0	0	0	0	O.K.
36 TPUC, Long-term	267,843	D218-219	172,044	0	95,001	0	798	95,799	O.K.
37 Tel. Plt. Adjustment	0	D220-221	0	0	0	0	0	0	O.K.
38									
39 Total Other Tel. Plt.	\$267,843		\$172,044	\$0	\$95,001	\$0	\$798	\$95,799	O.K.
40									
41									
42 TOTAL TELEPHONE PLANT	\$16,125,592		\$10,357,963	\$0	\$5,719,590	\$0	\$48,039	\$5,767,629	O.K.

MIDSTATE TELEPHONE COMPANY

***** FCC PART 36 ***** Investment Summary	TOTAL COMPANY	Source/ Allocator	Intrastate					TOTAL INTRASTATE		
			Interstate	Message Telephone Service		Private Line				
				InterLATA	IntraLATA	InterLATA	IntraLATA			
(A)	(B)	(C)	(D)	(E)	(F)	(G)	(H)	(I)		
56 Other Assets, Net	0	V105	0	0	0	0	0	0	0	O.K.
57 Accumulated Depr./Amort	(6,435,138)	E34	(4,186,558)	0	(2,226,959)	0	(21,611)	(2,248,580)	(2,248,580)	O.K.
58 Accum. Def. Inc. Taxes, Net	0	E47	0	0	0	0	0	0	0	O.K.
59 Oth. Liab. & Def. Cr., Net	0	V106	0	0	0	0	0	0	0	O.K.
60										
61 TOTAL NET PLANT	\$9,690,454		\$6,171,405	\$0	\$3,492,621	\$0	\$26,426	\$3,519,049	\$3,519,049	O.K.
62										
63 Materials and Supplies	119,212	H31	80,564	0	38,092	0	556	38,648	38,648	O.K.
64 Rural Tel. Bank Stock	0	H35	0	0	0	0	0	0	0	O.K.
65 Cash Working Capital	56,995	Formula	35,578	0	21,268	0	153	21,418	21,418	O.K.
66 Equal Access Investment	0	---	0	0	0	0	0	0	0	O.K.
67										
68 TOTAL NET INVESTMENT	\$9,866,662		\$6,287,547	\$0	\$3,551,981	\$0	\$27,133	\$3,579,115	\$3,579,115	O.K.
69										

MIDSTATE TELEPHONE COMPANY

***** FCC PART 36 ***** Plant Investment Detail (A)	TOTAL COMPANY (B)	Source/ Allocator (C)	Interstate and Other (D)	Intrastate				TOTAL INTRASTATE (I)	
				Message Telephone Service		Private Line			
				InterLATA (E)	IntraLATA (F)	InterLATA (G)	IntraLATA (H)		
13 LAND AND SUPPORT ASSETS:									
14									
15 Land, Allocable	\$0	H33	\$0	\$0	\$0	\$0	\$0	\$0	O.K.
16 Land, Direct	0	V22	0	0	0	0	0	0	O.K.
17									
18 Total Land	\$0		\$0	\$0	\$0	\$0	\$0	\$0	O.K.
19									
20 Motor Vehicles	\$0	H33	\$0	\$0	\$0	\$0	\$0	\$0	O.K.
21 Aircraft	0	H33	0	0	0	0	0	0	O.K.
22 Special Purpose Vehicles	0	H33	0	0	0	0	0	0	O.K.
23 Garage Work Equipment	0	H33	0	0	0	0	0	0	O.K.
24 Other Work Equipment	2,236,072	H33	1,436,298	0	793,113	0	6,661	799,774	O.K.
25 Buildings, Allocable	0	H33	0	0	0	0	0	0	O.K.
26 Buildings, Direct	0	V29	0	0	0	0	0	0	O.K.
27 Furniture	0	H33	0	0	0	0	0	0	O.K.
28 Office Equipment	0	H33	0	0	0	0	0	0	O.K.
29 General Purpose Computers	0	H33	0	0	0	0	0	0	O.K.
30									
31 Total Support Assets	\$2,236,072		\$1,436,298	\$0	\$793,113	\$0	\$6,661	\$799,774	O.K.
32									
33 Tot. Land and Support Assets	\$2,236,072		\$1,436,298	\$0	\$793,113	\$0	\$6,661	\$799,774	O.K.
34									
35									
36 CENTRAL OFFICE EQUIPMENT:									
37									
38 CAT 1 Oper. Sys., TSPS	\$0	G22	\$0	\$0	\$0	\$0	\$0	\$0	O.K.
39 CAT 1 Oper. Sys., Other TSPS	0	G21	0	0	0	0	0	0	O.K.
40 CAT 1 Oper. Sys., Aux. Pos.	0	G23	0	0	0	0	0	0	O.K.
41 CAT 1 Oper. Sys., Other	0	V36	0	0	0	0	0	0	O.K.
42									
43 Total CAT 1	\$0		\$0	\$0	\$0	\$0	\$0	\$0	O.K.
44									
45									
46 CAT 2 Tandem Sw, Allocable	\$668,110	G26	\$334,265	\$0	\$333,844	\$0	\$0	\$333,844	O.K.
47 CAT 2 Tandem Sw, Direct	0	V38	0	0	0	0	0	0	O.K.
48									
49 Total CAT 2	\$668,110		\$334,265	\$0	\$333,844	\$0	\$0	\$333,844	O.K.

MIDSTATE TELEPHONE COMPANY

***** FCC PART 36 ***** Plant Investment Detail		TOTAL COMPANY	Source/ Allocator	Interstate and Other	Intrastate				TOTAL INTRASTATE	
					Message Telephone Service		Private Line			
					InterLATA	IntraLATA	InterLATA	IntraLATA		
(A)	(B)	(C)	(D)	(E)	(F)	(G)	(H)	(I)		
63 CAT 3 Local Sw. Allocable	\$3,416,777	G15	\$2,106,259	\$0	\$1,310,519	\$0	\$0	\$1,310,519	O.K.	
64 CAT 3 Local Sw. Direct	0	V40	0	0	0	0	0	0	O.K.	
65										
66 Total CAT 3	\$3,416,777		\$2,106,259	\$0	\$1,310,519	\$0	\$0	\$1,310,519	O.K.	
67									O.K.	
68 Total COE Sw. CAT 2&3	\$4,084,887		\$2,440,524	\$0	\$1,644,363	\$0	\$0	\$1,644,363	O.K.	
69										
70										
71 COE TRANSMISSION										
72										
73 CAT 4.12 Exchange Trunk	\$304,806	I23	\$304,806	\$0	\$0	\$0	\$0	\$0	O.K.	
74 CAT 4.12 Exch. Tr. Direct	0	V42	0	0	0	0	0	0	O.K.	
75 CAT 4.13 Exch. Ln. Message	174,767	G13	131,075	0	43,692	0	0	43,692	O.K.	
76 CAT 4.13 PL. WATS. Local	2,574	F18	1,638	0	0	0	936	936	O.K.	
77 CAT 4.13 Direct	0	V45	0	0	0	0	0	0	O.K.	
78 CAT 4.23 Message	1,008,095	G18	433,529	0	574,566	0	0	574,566	O.K.	
79 CAT 4.23 PL. WATS	0	F24	0	0	0	0	0	0	O.K.	
80 CAT 4.23 Direct	7,108	V48	4,959	0	0	0	2,149	2,149	O.K.	
81 CAT 4.3 HR Message	0	G29	0	0	0	0	0	0	O.K.	
82 CAT 4.3 WATS	0	V50	0	0	0	0	0	0	O.K.	
83 CAT 4.3 Direct	0	V51	0	0	0	0	0	0	O.K.	
84										
85 Total COE CAT 4	\$1,497,350		\$876,007	\$0	\$618,258	\$0	\$3,085	\$621,343	O.K.	
86										
87										
88 INFORMATION ORIGINATOR/TERMINATION:										
89										
90 CAT 1 Other IOT Equipment	\$0	G13	\$0	\$0	\$0	\$0	\$0	\$0	O.K.	
91 CAT 1 Coinless Pay Phones	0	G18	0	0	0	0	0	0	O.K.	
92 CAT 2 CP Equipment	0	V70	0	0	0	0	0	0	O.K.	
93										
94 Total IOT Equipment	\$0		\$0	\$0	\$0	\$0	\$0	\$0	O.K.	
95										
96										

MIDSTATE TELEPHONE COMPANY

***** FCC PART 36 ***** Plant Investment Detail	TOTAL COMPANY	Source/ Allocator	Interstate and Other	Intrastate				TOTAL INTRASTATE		
				Message Telephone Service		Private Line				
				InterLATA	IntraLATA	InterLATA	IntraLATA			
(A)	(B)	(C)	(D)	(E)	(F)	(G)	(H)	(I)		
111 CABLE AND WIRE FACILITIES:										
112										
113 CAT 1.1 IntraLATA PL/WATS	82,604	F31	\$52,566	\$0	\$0	\$0	\$30,036	\$30,036	O.K.	
114 CAT 1.2 InterLATA PL/WATS	0	F31	0	0	0	0	0	0	O.K.	
115 CAT 1.3 Joint Message	5,607,652	G13	4,205,739	0	1,401,913	0	0	1,401,913	O.K.	
116 Other CAT 1 C&WF	0	V74	0	0	0	0	0	0	O.K.	
117										
118 Total CAT 1 C&WF	\$5,690,256		\$4,258,305	\$0	\$1,401,913	\$0	\$30,036	\$1,431,951	O.K.	
119										
120 CAT 2 C&WF	\$311,335	G28	\$311,335	\$0	\$0	\$0	\$0	\$0	O.K.	
121 CAT 2 C&WF, Wideband	0	V76	0	0	0	0	0	0	O.K.	
122										
123 Total CAT 2 C&WF	\$311,335		\$311,335	\$0	\$0	\$0	\$0	\$0	O.K.	
124										
125 CAT 3 Joint Message	2,005,369	G17	836,427	0	1,166,942	0	0	1,166,942	O.K.	
126 CAT 3 PL/WATS etc.	0	F36	0	0	0	0	0	0	O.K.	
127 CAT 3 Direct	32,481	V79	25,024	0	0	0	7,457	7,457	O.K.	
128										
129 Total CAT 3 C&WF	\$2,037,850		\$863,451	\$0	\$1,166,942	\$0	\$7,457	\$1,174,399	O.K.	
130										
131 CAT 4 Message	\$0	G29	\$0	\$0	\$0	\$0	\$0	\$0	O.K.	
132 CAT 4 WATS	0	V81	0	0	0	0	0	0	O.K.	
133 CAT 4 Direct	0	V82	0	0	0	0	0	0	O.K.	
134										
135 Total CAT 4 C&WF	\$0		\$0	\$0	\$0	\$0	\$0	\$0	O.K.	
136										
137 TOTAL C&WF	\$8,039,441		\$5,433,090	\$0	\$2,568,855	\$0	\$37,495	\$2,606,350	O.K.	
138										
139										
140 CAPITAL LEASES:										
141										
142 Allocable Support Leases	\$0	H14	\$0	\$0	\$0	\$0	\$0	\$0	O.K.	
143 Direct Support Leases	0	V84	0	0	0	0	0	0	O.K.	
144										
145 Total Support Leases	\$0		\$0	\$0	\$0	\$0	\$0	\$0	O.K.	

MIDSTATE TELEPHONE COMPANY

***** FCC PART 36 ***** Plant Investment Detail	TOTAL COMPANY	Source/ Allocator	Interstate and Other	Intrastate				TOTAL INTRASTATE			
				Message Telephone Service		Private Line					
				InterLATA	IntraLATA	InterLATA	IntraLATA				
				(A)	(B)	(C)	(D)			(E)	(F)
160											
161 COE Operator	\$0	H16	\$0	\$0	\$0	\$0	\$0	\$0	\$0	\$0	O.K.
162 COE Tandem Switch	0	H17	0	0	0	0	0	0	0	0	O.K.
163 COE Local Switch	0	H18	0	0	0	0	0	0	0	0	O.K.
164 COE Transmission	0	V20	0	0	0	0	0	0	0	0	O.K.
165 COE Direct	0	V89	0	0	0	0	0	0	0	0	O.K.
166											
167 Total COE Leases	\$0		\$0	\$0	\$0	\$0	\$0	\$0	\$0	\$0	O.K.
168											
169 IOT Leases	\$0	V90	\$0	\$0	\$0	\$0	\$0	\$0	\$0	\$0	O.K.
170											
171 C&WF Leases	\$0	V91	\$0	\$0	\$0	\$0	\$0	\$0	\$0	\$0	O.K.
172											
173 TOTAL CAPITAL LEASES	\$0		\$0	\$0	\$0	\$0	\$0	\$0	\$0	\$0	O.K.
174											
175											
176 LEASEHOLD IMPROVEMENTS:											
177											
178 Land and Support Assets	\$0	H14	\$0	\$0	\$0	\$0	\$0	\$0	\$0	\$0	O.K.
179 COE Switching	0	H16	0	0	0	0	0	0	0	0	O.K.
180 COE Operator	0	H16	0	0	0	0	0	0	0	0	O.K.
181 COE Transmission	0	H20	0	0	0	0	0	0	0	0	O.K.
182 IOT	0	V96	0	0	0	0	0	0	0	0	O.K.
183 C&WF	0	V97	0	0	0	0	0	0	0	0	O.K.
184 Other	0	V98	0	0	0	0	0	0	0	0	O.K.
185											
186 TOTAL LEASEHOLD IMPROVEMENT	\$0		\$0	\$0	\$0	\$0	\$0	\$0	\$0	\$0	O.K.
187											
188											
189 TPIS, EXCL. ACCT. No. 2690	\$15,857,749		\$10,185,919	\$0	\$5,624,520	\$0	\$47,241	\$5,671,829			O.K.

MIDSTATE TELEPHONE COMPANY

***** FCC PART 36 ***** Plant Investment Detail (A)	TOTAL COMPANY (B)	Source/ Allocator (C)	Interstate and Other (D)	Intrastate				TOTAL INTRASTATE (I)	
				Message Telephone Service		Private Line			
				InterLATA (E)	IntraLATA (F)	InterLATA (G)	IntraLATA (H)		
204 INTANGIBLE ASSETS:									
205									
206 Allocable Acct. No. 2690	\$0	H36	\$0	\$0	\$0	\$0	\$0	\$0	O.K.
207 Direct Acct. No. 2690	0	V100	0	0	0	0	0	0	O.K.
208									
209 Total Intangible Assets	\$0		\$0	\$0	\$0	\$0	\$0	\$0	O.K.
210									
211									
212 OTHER TELEPHONE PLANT:									
213									
214 Held for Fut. Use - Alloc.	\$0	---	\$0	\$0	\$0	\$0	\$0	\$0	O.K.
215 Held for Fut. Use - Direct	0	---	0	0	0	0	0	0	O.K.
216 TPUC, Short-term - Alloc.	0	H35	0	0	0	0	0	0	O.K.
217 TPUC, Short-term - Direct	0	V124	0	0	0	0	0	0	O.K.
218 TPUC, Long-term - Alloc.	267,843	H35	172,044	0	95,001	0	798	95,799	O.K.
219 TPUC, Long-term - Direct	0	V126	0	0	0	0	0	0	O.K.
220 Tele. Pft. Adjust. - Alloc.	0	H35	0	0	0	0	0	0	O.K.
221 Tele. Pft. Adjust. - Direct	0	V104	0	0	0	0	0	0	O.K.
222									
223 Total Other Telephone Plant	\$267,843		\$172,044	\$0	\$95,001	\$0	\$798	\$95,799	O.K.

MIDSTATE TELEPHONE COMPANY

----- FCC PART 36 ----- Reserves and Deferrals	TOTAL COMPANY	Source/ Allocator	Interstate and Other	Intrastate				TOTAL INTRASTATE		
				Message Telephone Service		Private Line				
				InterLATA	IntraLATA	InterLATA	IntraLATA			
(A)	(B)	(C)	(D)	(E)	(F)	(G)	(H)	(I)		
13 ACCUM. DEPRECIATION, TPIS:										
14										
15 Support Assets	\$832,973	H13	\$535,044	\$0	\$295,447	\$0	\$2,481	\$297,929	O.K.	
16 COE Switching	1,299,951	H19	776,658	0	523,293	0	0	523,293	O.K.	
17 COE Operator	0	H16	0	0	0	0	0	0	O.K.	
18 COE Transmission	159,170	H20	210,128	0	148,302	0	740	149,042	O.K.	
19 IOT Equipment	0	H25	0	0	0	0	0	0	O.K.	
20 Cable and Wire Facilities	3,943,044	H31	2,664,727	0	1,259,927	0	18,390	1,278,317	O.K.	
21 Other Plant	0	V135	0	0	0	0	0	0	O.K.	
22										
23 Total Accum. Depr., TPIS	\$6,435,136		\$4,186,558	\$0	\$2,226,969	\$0	\$21,611	\$2,248,580	O.K.	
24										
25 ACCUM. AMORTIZATION:										
26										
27 Accum. Depreciation, PHFU	\$0	H38	\$0	\$0	\$0	\$0	\$0	\$0	O.K.	
28 Accum. Amort., Tangible Inv.	0	H40	0	0	0	0	0	0	O.K.	
29 Accum. Amort., Intang. Inv.	0	H41	0	0	0	0	0	0	O.K.	
30 Accum. Amort., Other	0	V138	0	0	0	0	0	0	O.K.	
31										
32 Tot. Accum. Amortization	\$0		\$0	\$0	\$0	\$0	\$0	\$0	O.K.	
33										
34 Total Accum. Depr./Amort.	\$6,435,136		\$4,186,558	\$0	\$2,226,969	\$0	\$21,611	\$2,248,580	O.K.	
35										
36										
37 ACCUM. DEF. INC. TAXES, NET:										
38										
39 Support Assets	0	H13	\$0	\$0	\$0	\$0	\$0	\$0	O.K.	
40 COE Switching	0	H19	0	0	0	0	0	0	O.K.	
41 COE Operator	0	H16	0	0	0	0	0	0	O.K.	
42 COE Transmission	0	H20	0	0	0	0	0	0	O.K.	
43 IOT Equipment	0	H25	0	0	0	0	0	0	O.K.	
44 Cable and Wire Fac.	0	H31	0	0	0	0	0	0	O.K.	
45 Unclassified	0	V145	0	0	0	0	0	0	O.K.	
46										
47 Total Accum. Def. Inc. Taxes	\$0		\$0	\$0	\$0	\$0	\$0	\$0	O.K.	

MIDSTATE TELEPHONE COMPANY

***** FCC PART 36 ***** Functional Distribution of Selected Investments (A)	TOTAL COMPANY (B)	Joint Use Message (C)	Private Line						Extended Area Service (H)	Other (I)	
			Interstate		Intrastate						
			InterLATA	IntraLATA	InterLATA	IntraLATA					
			(D)	(E)	(F)	(G)					
13 TRANS. CCT EQUIPMENT:											
14											
15 Working Loops	3,031	2,987	0	0	0	16	0	28	O.K.		
16 Avg. Cost per Loop	58.51	58.51	58.51	58.51	58.51	58.51	58.51	58.51			
17											
18 CAT 4.13 Exch Ln. Invest.	\$177,341	\$174,767	\$0	\$0	\$0	\$936	\$0	\$1,638			
19											
20											
21 Circuit Terminations	691	691	0	0	0	0	0	0	O.K.		
22 Avg. Cost per Termination	1,458.89	1,458.89	1,458.89	1,458.89	1,458.89	1,458.89	1,458.89	1,458.89			
23											
24 CAT 4.23 Other IX	\$1,008,095	\$1,008,095	\$0	\$0	\$0	\$0	\$0	\$0			
25											
26											
27 C&WF INVESTMENT:											
28											
29 Working Loops	3,031	2,987	0	0	0	16	0	28			
30 Loops Factor	1.000000	0.985483	0.000000	0.000000	0.000000	0.005279	0.000000	0.009238			
31 CAT 1 Exchange C&WF	\$5,890,255	\$5,607,652	\$0	\$0	\$0	\$30,038	\$0	\$52,566	O.K.		
32											
33											
34 Equivalent IX Circuit Miles	45,031	45,031	0	0	0	0	0	0	O.K.		
35 IX Cct. Miles Factor	1.000000	1.000000	0.000000	0.000000	0.000000	0.000000	0.000000	0.000000			
36 CAT 3 Intarech C&WF	\$2,005,369	\$2,005,369	\$0	\$0	\$0	\$0	\$0	\$0			

MIDSTATE TELEPHONE COMPANY

***** FCC PART 36 ***** Physical Allocation Factors	TOTAL COMPANY	Source/ Allocator	Interstate and Other	Intrastate				TOTAL INTRASTATE	
				Message Telephone Service		Private Line			
				InterLATA	IntraLATA	InterLATA	IntraLATA		
(A)	(B)	(C)	(D)	(E)	(F)	(G)	(H)	(I)	
13 Subscriber Plant Fact. (SPF)	1.000000	SPF	0.750000	0.000000	0.250000	0.000000	0.000000	0.250000	O.K.
14									
15 Dial Equipment Minutes (DEM)	1.000000	DEM	0.616446	0.000000	0.383554	0.000000	0.000000	0.383554	O.K.
16									
17 Conversation Minute-Miles	1.000000	CMM	0.418091	0.000000	0.581909	0.000000	0.000000	0.581909	O.K.
18 Conversation Minutes	1.000000	CM	0.430048	0.000000	0.569952	0.000000	0.000000	0.569952	O.K.
19 Subscriber Minutes (SLU)	1.000000	SLU	0.808223	0.000000	0.191777	0.000000	0.000000	0.191777	O.K.
20									
21 TSPS Processor Time	0.000000	TSP	0.000000	0.000000	0.000000	0.000000	0.000000	0.000000	O.K.
22 Wtd. Stand. Work Sec., Toll	0.000000	WST	0.000000	0.000000	0.000000	0.000000	0.000000	0.000000	O.K.
23 Wtd. Stand. Work Sec., Aux.	0.000000	WSA	0.000000	0.000000	0.000000	0.000000	0.000000	0.000000	O.K.
24 Wtd. Stand. Work Sec., Comb.	0.000000	WSC	0.000000	0.000000	0.000000	0.000000	0.000000	0.000000	O.K.
25									
26 COE CAT 2 Minutes	1.000000	CT2	0.500315	0.000000	0.499685	0.000000	0.000000	0.499685	O.K.
27									
28 Exchange Trunk Minutes	1.000000	ETM	1.000000	0.000000	0.000000	0.000000	0.000000	0.000000	O.K.
29 MOU-Mo., Host/Remote	0.000000	HRM	0.000000	0.000000	0.000000	0.000000	0.000000	0.000000	O.K.
30									
31 C&WF CAT 4, WATS	0.000000	CT4	0.000000	0.000000	0.000000	0.000000	0.000000	0.000000	O.K.
32									
33 Equal Access MOU	0.000000	EAM	0.000000	0.000000	0.000000	0.000000	0.000000	0.000000	O.K.
34									
35 Current Billings	0.000000	CB	0.000000	0.000000	0.000000	0.000000	0.000000	0.000000	O.K.
36 EU Presubscription Factor	1.000000	EPRE	0.585315	0.000000	0.414685	0.000000	0.000000	0.414685	O.K.
37 EU MTS & WATS Factor	1.000000	EMTS	0.413772	0.000000	0.586228	0.000000	0.000000	0.586228	O.K.
38 EU Access, P/L and All Other Factor	1.000000	EPLO	0.993236	0.000000	0.000000	0.000000	0.006764	0.006764	O.K.
39 IX Special Access Factor	1.000000	ISPA	1.000000	0.000000	0.000000	0.000000	0.000000	0.000000	O.K.
40 IX Switched Access Factor	1.000000	ISWA	0.453764	0.000000	0.546236	0.000000	0.000000	0.546236	O.K.
41 IX Billing & Collection Services Factor	1.000000	IBC	0.316239	0.000000	0.683761	0.000000	0.000000	0.683761	O.K.
42 Coin Revenue Percent	1.000000	CR	1.000000	0.000000	0.000000	0.000000	0.000000	0.000000	O.K.
43 Relative Toll/Local Msgs.	1.000000	TLM	0.181070	0.000000	0.810704	0.000000	0.000000	0.810704	O.K.
44 Relative Users Percent	1.000000	RUP	0.361306	0.000000	0.359728	0.000000	0.001578	0.361306	O.K.
45 CABS Percent	1.000000	CAB	0.500000	0.000000	0.500000	0.000000	0.000000	0.500000	O.K.
46 Foreign Directories Percent	0.000000	FD	0.000000	0.000000	0.000000	0.000000	0.000000	0.000000	O.K.

MIDSTATE TELEPHONE COMPANY

***** FCC PART 36 ***** Internal Allocation Factors	TOTAL COMPANY	Source/ Allocator	Intrastate						TOTAL INTRASTATE	
			Interstate and Other	Message Telephone Service		Private Line				
				interLATA	IntraLATA	InterLATA	IntraLATA			
(A)	(B)	(C)	(D)	(E)	(F)	(G)	(H)	(I)		
13 Support Assets	1.000000	D31	0.642331	0.000000	0.354690	0.000000	0.002979	0.357669	O.K.	
14 Land and Support Assets	1.000000	D33	0.642331	0.000000	0.354690	0.000000	0.002979	0.357669	O.K.	
15										
16 COE Operator	0.000000	D43	0.000000	0.000000	0.000000	0.000000	0.000000	0.000000	O.K.	
17 COE Tandem Switching	1.000000	D49	0.500315	0.000000	0.499685	0.000000	0.000000	0.499685	O.K.	
18 COE Local Switching	1.000000	D66	0.616446	0.000000	0.383554	0.000000	0.000000	0.383554	O.K.	
19 COE Total Switching	1.000000	D68	0.597452	0.000000	0.402548	0.000000	0.000000	0.402548	O.K.	
20 COE Transmission	1.000000	D85	0.585039	0.000000	0.412901	0.000000	0.002060	0.414962	-1.0685546E-07	
21 Total COE	1.000000	C19	0.594122	0.000000	0.405325	0.000000	0.000553	0.405878	O.K.	
22										
23 Info. Orig./Term. CAT 1	0.000000	D90	0.000000	0.000000	0.000000	0.000000	0.000000	0.000000	O.K.	
24 Info. Orig./Term. CAT 2	0.000000	D92	0.000000	0.000000	0.000000	0.000000	0.000000	0.000000	O.K.	
25 Total IOT	0.000000	D94	0.000000	0.000000	0.000000	0.000000	0.000000	0.000000	O.K.	
26										
27 C&WF CAT 1	1.000000	D118	0.748350	0.000000	0.246371	0.000000	0.005279	0.251850	O.K.	
28 C&WF CAT 2	1.000000	D120	1.000000	0.000000	0.000000	0.000000	0.000000	0.000000	O.K.	
29 C&WF CAT 3	1.000000	D129	0.423707	0.000000	0.572634	0.000000	0.003659	0.576293	1.0304978E-07	
30 C&WF CAT 4	0.000000	D135	0.000000	0.000000	0.000000	0.000000	0.000000	0.000000	O.K.	
31 Total C&WF	1.000000	D137	0.675804	0.000000	0.319532	0.000000	0.004664	0.324195	O.K.	
32										
33 Total Equipment	1.000000	C23	0.642331	0.000000	0.354690	0.000000	0.002979	0.357669	O.K.	
34										
35 TPIS	1.000000	C32	0.642331	0.000000	0.354690	0.000000	0.002979	0.357669	O.K.	
36 TPIS, excl. Acct. No. 2690	1.000000	D189	0.642331	0.000000	0.354690	0.000000	0.002979	0.357669	O.K.	
37										
38 Pk. Held, Fut. Use	0.000000	D215	0.000000	0.000000	0.000000	0.000000	0.000000	0.000000	O.K.	
39										
40 Total Tangible Assets	0.000000	C25	0.000000	0.000000	0.000000	0.000000	0.000000	0.000000	O.K.	
41 Total Intangible Assets	0.000000	C29	0.000000	0.000000	0.000000	0.000000	0.000000	0.000000	O.K.	
42										
43 Long-term PLUC	1.000000	C36	0.642331	0.000000	0.354690	0.000000	0.002979	0.357669	O.K.	
44 Net Telephone Plant	1.000000	C61	0.636854	0.000000	0.369419	0.000000	0.002727	0.363146	O.K.	
45 Total Net Investment	1.000000	C68	0.637252	0.000000	0.359998	0.000000	0.002750	0.362748	O.K.	
46 Capital Leases	0.000000	D173	0.000000	0.000000	0.000000	0.000000	0.000000	0.000000	O.K.	
47										
48 Tot. Bus. Otc., Cust. Serv.	1.000000	I141	0.726167	0.000000	0.270059	0.000000	0.003174	0.273833	O.K.	
49										
50 Total "BIG THREE" Expenses	1.000000	I170	0.663550	0.000000	0.336444	0.000000	0.002776	0.336420	O.K.	
51										
52 Corporate Operations Expense	1.000000	I185	0.552464	0.000000	0.445268	0.000000	0.002269	0.447536	O.K.	

MIDSTATE TELEPHONE COMPANY

Intrastate

***** FCC PART 36 ***** Operating Expenses and Taxes (A)	TOTAL COMPANY (B)	Source/ Allocator (C)	Interstate and Other (D)	Message Telephone Service		Private Line		TOTAL INTRASTATE (I)	
				InterLATA (E)	IntraLATA (F)	InterLATA (G)	IntraLATA (H)		
13 PLANT SPEC. OPER. EXPENSE:									
14									
15 Network Support, Alloc.	\$0	H14	\$0	\$0	\$0	\$0	\$0	\$0	O.K.
16 Network Support, Direct	0	V149	0	0	0	0	0	0	O.K.
17									
18 Total Network Support Exp.	\$0		\$0	\$0	\$0	\$0	\$0	\$0	O.K.
19									
20 General Support, Alloc.	\$33,975	H14	\$21,823	\$0	\$12,051	\$0	\$101	\$12,152	O.K.
21 General Support, Direct	0	V151	0	0	0	0	0	0	O.K.
22									
23 Total General Support Exp.	\$33,975		\$21,823	\$0	\$12,051	\$0	\$101	\$12,152	O.K.
24									
25 Central Office Eq., Alloc.	\$75,084	H21	\$44,609	\$0	\$30,434	\$0	\$41	\$30,475	O.K.
26 Central Office Eq., Direct	(33,107)	V153	(14,238)	0	(18,870)	0	0	(18,870)	O.K.
27									
28 Total COE Exp.	\$41,977		\$30,372	\$0	\$11,564	\$0	\$41	\$11,605	O.K.
29									
30 Cust. Premises Equip.	\$0	H24	\$0	\$0	\$0	\$0	\$0	\$0	O.K.
31 Coinless Pay Phone	0	G18	0	0	0	0	0	0	O.K.
32 Other IOT	0	H23	0	0	0	0	0	0	O.K.
33 IOT Direct	0	V157	0	0	0	0	0	0	O.K.
34									
35 Total IOT Exp.	\$0		\$0	\$0	\$0	\$0	\$0	\$0	O.K.
36									
37 Cable & Wire, Alloc.	\$94,901	H31	\$64,134	\$0	\$30,324	\$0	\$443	\$30,766	O.K.
38 Cable & Wire, Direct	77,335	V159	33,439	0	43,896	0	0	43,896	O.K.
39									
40 Total C&WF Exp.	\$172,236		\$97,574	\$0	\$74,220	\$0	\$443	\$74,662	O.K.
41									
42 TOTAL PLY. SPEC. OPER. EXP.	\$248,188		\$149,768	\$0	\$97,834	\$0	\$585	\$98,420	O.K.
43									
44 TOTAL PLY. SPEC., ex SUPPORT	\$214,213		\$131,945	\$0	\$85,784	\$0	\$484	\$86,268	O.K.

MIDSTATE TELEPHONE COMPANY

***** FCC PART 36 ***** Operating Expenses and Taxes (A)	TOTAL COMPANY (B)	Source/ Allocator (C)	Interstate and Other (D)	Intrastate				TOTAL INTRASTATE (I)	
				Message Telephone Service		Private Line			
				InterLATA (E)	IntraLATA (F)	InterLATA (G)	IntraLATA (H)		
58 NON-SPECIFIC OPER. EXP.:									
59									
60 Oth. Ptl. and Equip., Alloc.	\$0	H36	\$0	\$0	\$0	\$0	\$0	\$0	O.K.
61 Oth. Ptl. and Equip., Direct	0	V177	0	0	0	0	0	0	O.K.
62									
63 Total Oth. Ptl. & Equip.	\$0		\$0	\$0	\$0	\$0	\$0	\$0	O.K.
64									
65 Network Operations, Alloc.	\$74,738	H33	\$48,007	\$0	\$26,509	\$0	\$223	\$26,731	O.K.
66 Network Operations, Direct	0	V179	0	0	0	0	0	0	O.K.
67									
68 Total Network Oper. Exp.	\$74,738		\$48,007	\$0	\$26,509	\$0	\$223	\$26,731	O.K.
69									
70 Total Access Expenses	\$0	V180	\$0	\$0	\$0	\$0	\$0	\$0	O.K.
71									
72 Depr., Support Assets	\$94,119	H13	\$60,456	\$0	\$33,383	\$0	\$280	\$33,664	O.K.
73 Depr., COE Switching	243,195	H19	145,298	0	97,698	0	0	97,898	O.K.
74 Depr., COE Operator	0	H16	0	0	0	0	0	0	O.K.
75 Depr., COE Transmission	67,198	H20	39,313	0	27,746	0	138	27,885	O.K.
76 Depr., IOT Equipment	0	H25	0	0	0	0	0	0	O.K.
77 Depr., C&W Facilities	406,122	H31	275,811	0	130,408	0	1,903	132,311	O.K.
78 Depr., PHFU	0	H38	0	0	0	0	0	0	O.K.
79									
80 Total Depreciation Expense	\$812,634		\$520,877	\$0	\$289,435	\$0	\$2,322	\$291,757	O.K.
81									
82 Amort., Tangible Assets	\$0	H40	\$0	\$0	\$0	\$0	\$0	\$0	O.K.
83 Amort., Intangible Assets	0	H41	0	0	0	0	0	0	O.K.
84 Other Amortization	0	V189	0	0	0	0	0	0	O.K.
85 Direct Assigned Amort.	0	V190	0	0	0	0	0	0	O.K.
86									
87 Total Amortization Exp.	\$0		\$0	\$0	\$0	\$0	\$0	\$0	O.K.
88									
89 Total Depr. and Amort.	\$812,634		\$520,877	\$0	\$289,435	\$0	\$2,322	\$291,757	O.K.
90									
91 TOTAL NON-SPEC. OPER. EXP.	\$887,372		\$568,884	\$0	\$315,944	\$0	\$2,545	\$318,489	O.K.

MIDSTATE TELEPHONE COMPANY

***** FCC PART 36 ***** Operating Expenses and Taxes	TOTAL COMPANY	Source/ Allocator	Intrastate					TOTAL INTRASTATE	
			Interstate and Other	Message Telephone Service		Private Line			
				InterLATA	IntraLATA	InterLATA	IntraLATA		
(A)	(B)	(C)	(D)	(E)	(F)	(G)	(H)	(I)	
105 CUSTOMER OPERATIONS EXPENSE:									
106									
107 Marketing, Allocable	\$0	G35	\$0	\$0	\$0	\$0	\$0	\$0	O.K.
108 Marketing, Direct	0	V192	0	0	0	0	0	0	O.K.
109									
110 Total Marketing Expense	\$0		\$0	\$0	\$0	\$0	\$0	\$0	O.K.
111									
112 Operator Service, Alloc.	\$0	G24	\$0	\$0	\$0	\$0	\$0	\$0	O.K.
113 Operator Service, Direct	0	V194	0	0	0	0	0	0	O.K.
114									
115 Total Operator Service	\$0		\$0	\$0	\$0	\$0	\$0	\$0	O.K.
116									
117 Classified Directory	\$0	V195	\$0	\$0	\$0	\$0	\$0	\$0	O.K.
118 Alphabetical Directory	979	G19	791	0	188	0	0	188	O.K.
119 Foreign Directory	0	G46	0	0	0	0	0	0	O.K.
120									
121 Total Directory	\$979		\$791	\$0	\$188	\$0	\$0	\$188	O.K.
122									
123 Bus. Ofc., EU Presubscription	\$13,795	G36	\$8,074	\$0	\$5,721	\$0	\$0	\$5,721	O.K.
124 Bus. Ofc., EU MTS & WATS	33,139	G37	13,712	0	19,427	0	0	19,427	O.K.
125 Bus. Ofc., EU Access, P/L & All Other	106,009	G38	105,292	0	0	0	717	717	O.K.
126 Bus. Ofc., IXC Special Access	157	G39	157	0	0	0	0	0	O.K.
127 Bus. Ofc., IXC Switched Access	5,304	G40	2,407	0	2,897	0	0	2,897	O.K.
128 Bus. Ofc., IXC B & C Services	117	G41	37	0	80	0	0	80	O.K.
129 Coin Collect & Adm'n.	0	G42	0	0	0	0	0	0	O.K.
130									
131 Total Business Office	\$158,521		\$129,679	\$0	\$28,125	\$0	\$717	\$28,842	O.K.
132									
133 Cust. Svc., Direct	\$0	V205	\$0	\$0	\$0	\$0	\$0	\$0	O.K.
134 Cust. Serv., Mag. Process	0	G43	0	0	0	0	0	0	O.K.
135 Cust. Serv., Other B&C	12,857	G44	8,212	0	4,625	0	20	4,645	O.K.
136 Cust. Serv., CABS	60,253	G45	30,127	0	30,127	0	0	30,127	O.K.
137 Cust. Serv., EU Common Line	677	V209	677	0	0	0	0	0	O.K.
138									
139 Total Customer Service	\$73,787		\$39,015	\$0	\$34,752	\$0	\$20	\$34,772	O.K.
140									
141 Total Bus. Ofc., Cust. Serv.	\$232,308		\$168,694	\$0	\$62,876	\$0	\$737	\$63,614	O.K.
142									

MIDSTATE TELEPHONE COMPANY

Intrastate

***** FCC PART 36 ***** Operating Expenses and Taxes	TOTAL COMPANY	Source/ Allocator	Interstate and Other	Message Telephone Service		Private Line		TOTAL INTRASTATE	
				InterLATA	IntraLATA	InterLATA	IntraLATA		
(A)	(B)	(C)	(D)	(E)	(F)	(G)	(H)	(I)	
156 Other Cust. Serv., Alloc	\$16,178	H48	\$11,748	\$0	\$4,379	\$0	\$51	\$4,430	O.K.
157 Other Cust. Serv., Direct	287	V211	287	0	0	0	0	0	O.K.
158									
159 Total Other Cust. Serv.	\$16,465		\$12,035	\$0	\$4,379	\$0	\$51	\$4,430	O.K.
160									
161 TOTAL CUSTOMER OPER. EXP.	\$249,752		\$181,520	\$0	\$27,443	\$0	\$789	\$68,232	O.K.
162									
163									
164 "BIG-THREE" EXPENSES:									
165									
166 Total Pbl. Spec., ex Support	\$214,213	44	\$127,945	\$0	\$85,794	\$0	\$484	\$86,289	O.K.
167 Total Network Oper. Exp.	74,738	68	48,007	0	26,509	0	223	26,731	O.K.
168 Total Customer Operations	249,752	161	181,520	0	67,443	0	709	58,232	O.K.
169									
170 TOTAL "BIG THREE" EXPENSES	\$538,703		\$357,472	\$0	\$179,735	\$0	\$1,495	\$181,231	O.K.
171									
172									
173 CORPORATE OPERATIONS EXPENSE:									
174									
175 Exec. and Planning, Alloc.	\$135,204	H50	\$89,719	\$0	\$45,110	\$0	\$375	\$45,485	O.K.
176 Exec. and Planning, Direct	0	V213	0	0	0	0	0	0	O.K.
177									
178 Total Exec. and Planning	\$135,204		\$89,719	\$0	\$45,110	\$0	\$375	\$45,485	O.K.
179									
180 Admin. & General, Allocable	\$175,725	H50	\$116,608	\$0	\$58,630	\$0	\$480	\$59,117	O.K.
181 Admin. & General, Direct	69,545	V231	3,872	0	25,673	0	0	65,673	O.K.
182									
183 Total Admin. and Gen.	\$245,270		\$120,480	\$0	\$124,303	\$0	\$480	\$124,790	O.K.
184									
185 TOTAL CORPORATE OPERATIONS	\$380,474		\$210,198	\$0	\$159,413	\$0	\$863	\$170,276	O.K.
186									
187									
188 NON-INCOME TAXES:									
189									
190 Non-income Taxes, Allocable	\$0	H36	\$0	\$0	\$0	\$0	\$0	\$0	O.K.
191 Non-income Taxes, Direct	3,930	V233	862	0	3,068	0	0	3,068	O.K.
192									
193 Total Non-income Taxes	\$3,930		\$862	\$0	\$3,068	\$0	\$0	\$3,068	O.K.
194									
195									
196 TOTAL OPER. EXP. AND TAXES	\$1,769,716		\$1,111,233	\$0	\$653,702	\$0	\$4,782	\$658,484	O.K.

MIDSTATE TELEPHONE COMPANY

***** FCC PART 69 ***** IntraLATA Revenue Requirement Summary		Part 36 IntraLATA	Source	Common Line	Local Switching	Information	Common Transport	Billing and Collection	Other	
(A)	(B)	(C)	(D)	(E)	(F)	(G)	(H)	(I)		
13 Net Investment	\$3,579,115	K52	\$793,860	\$1,127,305	\$0	\$1,629,259	\$0	\$28,691	O.K.	
14 Rate of Return	10.00%	B19	10.00%	10.00%	10.00%	10.00%	10.00%	10.00%	O.K.	
15										
16 Return on Rate Base	\$357,911		\$79,386	\$112,731	\$0	\$162,926	\$0	\$2,869	O.K.	
17										
18 AFLDC	20,786	N37	5,335	5,910	0	9,359	0	183	O.K.	
19 ITC Amortization	0	N37	0	0	0	0	0	0	O.K.	
20 Other Return Adjustments	0	Direct	0	0	0	0	0	0	O.K.	
21										
22 Net Return	\$378,698		\$84,721	\$118,640	\$0	\$172,285	\$0	\$3,052	O.K.	
23										
24 Interest Expense	157,510	N67	34,936	49,611	0	71,701	0	1,263	O.K.	
25 Capitalized Payroll Taxes	0	N37	0	0	0	0	0	0	O.K.	
26 Depreciation Adjustment	0	N37	0	0	0	0	0	0	O.K.	
27 Other Income Adjustments	0	Direct	0	0	0	0	0	0	O.K.	
28										
29 After Tax Income	\$221,188		\$49,784	\$69,030	\$0	\$100,584	\$0	\$1,789	O.K.	
30										
31 State Income Taxes	\$0	29	0	0	0	0	0	0	O.K.	
32 Federal Income Taxes	0	29	0	0	0	0	0	0	O.K.	
33 Operating Expenses and Taxes	658,484	O195	127,838	141,031	389	343,910	39,801	5,513	O.K.	
34 Uncollectibles	0	Direct	0	0	0	0	0	0	O.K.	
35 Other Revenue Adjustments	0	Direct	0	0	0	0	0	0	O.K.	
36										
37 Basis for Gross Receipts Tax	1,016,395	16+31+32+33	207,224	253,761	309	506,836	39,801	8,382	O.K.	
38										
39										
40 Gross Receipts Tax	32,078	37	6,540	8,009	12	15,996	1,256	265	O.K.	
41										
42										
43 TOTAL REVENUE REQUIREMENT	\$1,069,259		\$219,099	\$267,680	\$401	\$532,191	\$41,057	\$8,830	O.K.	
44										

MDSTATE TELEPHONE COMPANY

***** FCC PART 69 ***** IntraLATA Investment Summary		Part 69 IntraLATA Total	Source	Common Line	Local Switching	Information	Common Transport	Billing and Collection	Other	
(A)	(B)	(C)	(D)	(E)	(F)	(G)	(H)	(I)		
13 Land and Support Assets	\$799,774	L25	\$10,070	\$302,039	\$0	\$478,313	\$0	\$9,352	O.K.	
14										
15 Central Office Equipment	\$2,265,705	L70	\$43,692	\$1,310,519	\$0	\$908,410	\$0	\$3,085	O.K.	
16 Info. Term./Orig. Equipment	0	L78	0	0	0	0	0	0	O.K.	
17 Cable and Wire Facilities	2,606,350	L117	1,401,913	0	0	1,166,942	0	37,495	O.K.	
18										
19 Total COE, ROT, C&W	\$4,872,055		\$1,445,605	\$1,310,519	\$0	\$2,075,352	\$0	\$40,560	O.K.	
20										
21 Total Tangible Assets	\$0	L141	\$0	\$0	\$0	\$0	\$0	\$0	O.K.	
22										
23 Total Tele. Plt. ex Intang.	\$5,671,829		\$1,455,674	\$1,612,558	\$0	\$2,553,665	\$0	\$49,932	O.K.	
24 Total Intangible Assets	0	L144	0	0	0	0	0	0	O.K.	
25										
26 Total Plant In Service	\$5,671,829		\$1,455,674	\$1,612,558	\$0	\$2,553,665	\$0	\$49,932	O.K.	
27 Total Plt. Held Future Use	0	L147	0	0	0	0	0	0	O.K.	
28 Total ST PUC	0	L163	0	0	0	0	0	0	O.K.	
29 Total LT PUC	95,799	L164	24,587	27,237	0	43,132	0	543	O.K.	
30 Total Tel. Plt. Adjust.	0	L169	0	0	0	0	0	0	O.K.	
31										
32 TOTAL TELEPHONE PLANT	\$5,767,629		\$1,480,261	\$1,639,794	\$0	\$2,596,798	\$0	\$50,775	O.K.	
33										
34 less:										
35 Accum. Depr., Plt. in Serv.	2,248,580	M23	701,817	529,566	0	994,583	0	22,614	O.K.	
36 Accum. Depr. PHFU	0	M27	0	0	0	0	0	0	O.K.	
37 Accum. Amort. Tangible Plt.	0	M28	0	0	0	0	0	0	O.K.	
38 Accum. Amort. Intangibles	0	M29	0	0	0	0	0	0	O.K.	
39 Accum. Amort. Other	0	M30	0	0	0	0	0	0	O.K.	
40 Accum. Def. Inc. Taxes, Net	0	M47	0	0	0	0	0	0	O.K.	
41										
42 plus:										
43 Other Assets	0	Direct	0	0	0	0	0	0	O.K.	
44										
45 NET TELEPHONE PLANT	\$3,519,049		\$778,444	\$1,110,228	\$0	\$1,602,215	\$0	\$28,162	O.K.	
46 plus:										
47 Class B RTB Stock	0	L171	0	0	0	0	0	0	O.K.	
48 Materials and Supplies	38,648	L173	9,919	10,968	0	17,401	0	340	O.K.	
49 Cash Working Capital	21,418	L175	5,497	6,089	0	9,643	0	189	O.K.	
50 Equal Access Investment	0	L177	0	0	0	0	0	0	O.K.	
51										
52 NET INVESTMENT	\$3,579,115		\$793,860	\$1,127,305	\$0	\$1,629,259	\$0	\$28,691	O.K.	
53										

MIDSTATE TELEPHONE COMPANY

***** FCC PART 69 *****									
IntraLATA Investment Detail									
(A)	Part 36 IntraLATA Total	Source or Apportion	Common Line	Local Switching	Information	Common Transport	Billing and Collection	Other	
(A)	(B)	(C)	(D)	(E)	(F)	(G)	(H)	(I)	
13	LAND AND SUPPORT ASSETS:								
14									
15	\$0	N28	0	0	0	0	0	0	O.K.
16	0	N28	0	0	0	0	0	0	O.K.
17									
18	\$0		\$0	\$0	\$0	\$0	\$0	\$0	O.K.
19									
20	\$793,113	N28	\$9,966	\$299,524	\$0	\$474,329	\$0	\$9,275	O.K.
21	6,661	N28	84	2,516	0	3,984	0	78	O.K.
22									
23	\$799,774		\$10,070	\$302,039	\$0	\$478,313	\$0	\$9,352	O.K.
24									
25	\$799,774		\$10,070	\$302,039	\$0	\$478,313	\$0	\$9,352	O.K.
26									
27	CENTRAL OFFICE EQUIPMENT:								
28									
29	\$0	(F)	0	0	0	0	0	0	O.K.
30	0	(I)	0	0	0	0	0	0	O.K.
31									
32	\$0		\$0	\$0	\$0	\$0	\$0	\$0	O.K.
33									
34	\$333,844	(G)	\$0	\$0	\$0	\$333,844	\$0	\$0	O.K.
35	0	Direct	0	0	0	0	0	0	O.K.
36									
37	\$333,844		\$0	\$0	\$0	\$333,844	\$0	\$0	O.K.
38									
39	\$1,310,519	(E)	\$0	\$1,310,519	\$0	\$0	\$0	\$0	O.K.
40	0	Direct	0	0	0	0	0	0	O.K.
41									
42	\$1,310,519		\$0	\$1,310,519	\$0	\$0	\$0	\$0	O.K.
43									
44	\$1,644,363		\$0	\$1,310,519	\$0	\$333,844	\$0	\$0	O.K.

MIDSTATE TELEPHONE COMPANY

473-101-6120

***** FCC PART 69 *****
IntraLATA Investment
Detail

	Part 36 IntraLATA Total	Source or Apportion	Common Line	Local Switching	Information	Common Transport	Billing and Collection	Other	
(A)	(B)	(C)	(D)	(E)	(F)	(G)	(H)	(I)	
58 COE Exch. Trunk	\$0	Direct	\$0	\$0	\$0	\$0	\$0	\$0	O.K.
59 COE Exch. Line - Message	43,692	(D)	43,692	0	0	0	0	0	O.K.
60 COE Exch. Line - PL etc.	936	(I)	0	0	0	0	0	936	O.K.
61 COE Exch. Line - Assigned	0	Direct	0	0	0	0	0	0	O.K.
62 COE Interexchange, Message	574,566	(G)	0	0	0	574,566	0	0	O.K.
63 COE Interexchange, PL	0	(I)	0	0	0	0	0	0	O.K.
64 COE Interexchange, Assigned	2,149	(G)	0	0	0	0	0	2,149	O.K.
65 COE HVR Message	0	(G)	0	0	0	0	0	0	O.K.
66 COE HVR Assigned	0	Direct	0	0	0	0	0	0	O.K.
67									
68 Total COE Transmission	\$621,343		\$43,692	\$0	\$0	\$574,566	\$0	\$3,085	O.K.
69									
70 Total Central Office Equip.	\$2,265,705		\$43,692	\$1,310,519	\$0	\$908,410	\$0	\$3,085	O.K.
71									
72 IOT EQUIPMENT:									
73									
74 Public Telephone	\$0	N43	\$0	\$0	\$0	\$0	\$0	\$0	O.K.
75 Coinless Pay Phone	0	(D)	0	0	0	0	0	0	O.K.
76 Customer Premises Equipment	0	N60	0	0	0	0	0	0	O.K.
77									
78 Total IOT Equipment	\$0		\$0	\$0	\$0	\$0	\$0	\$0	O.K.
79									
80 CABLE AND WIRE FACILITIES:									
81									
82 Exchange PL and WATS	\$30,038	(I)	\$0	\$0	\$0	\$0	\$0	\$30,038	O.K.
83 Exchange Message	1,401,913	(D)	1,401,913	0	0	0	0	0	O.K.
84 Exchange Assigned	0	Direct	0	0	0	0	0	0	O.K.
85									
86 Total Exchange Line C&WF	\$1,431,951		\$1,401,913	\$0	\$0	\$0	\$0	\$30,038	O.K.
87									
88 Exchange Trunk, Message	\$0	Direct	\$0	\$0	\$0	\$0	\$0	\$0	O.K.
89 Exchange Trunk, PL	0	Direct	0	0	0	0	0	0	O.K.
90									
91 Total Exchange Trunk C&WF	\$0		\$0	\$0	\$0	\$0	\$0	\$0	O.K.
92									
93 Interexchange Message	\$1,166,942	(G)	\$0	\$0	\$0	\$1,166,942	\$0	\$0	O.K.
94 Interexchange PL, WATS	0	(I)	0	0	0	0	0	0	O.K.
95 Interexchange Assigned	7,457	(G)	0	0	0	0	0	7,457	O.K.
96									
97 Total Interexchange C&WF	\$1,174,399		\$0	\$0	\$0	\$1,166,942	\$0	\$7,457	O.K.

MIDSTATE TELEPHONE COMPANY

***** FCC PART 69 ***** IntraLATA Investment Detail		Part 26 IntraLATA Total	Source or Apportion	Common Line	Local Switching	Information	Common Transport	Billing and Collection	Other	
(A)	(B)	(C)	(D)	(E)	(F)	(G)	(H)	(I)		
111	HR C&WF, Message	\$0	(0)	\$0	\$0	\$0	\$0	\$0	\$0	O.K.
112	HR C&WF, WATS	0	(1)	0	0	0	0	0	0	O.K.
113	HR C&WF, Assigned	0	Direct	0	0	0	0	0	0	O.K.
114										
115	Total Host/Remote C&WF	\$0		\$0	\$0	\$0	\$0	\$0	\$0	O.K.
116										
117	Total Cable and Wire Facil.	\$2,606,350		\$1,401,913	\$0	\$0	\$1,166,942	\$0	\$37,495	O.K.
118										
119	TANGIBLE ASSETS:									
120										
121	Land and Support Leases	\$0	N28	0	0	0	0	0	0	O.K.
122										
123	COE Operator Leases	\$0	32	\$0	\$0	\$0	\$0	\$0	\$0	O.K.
124	COE Tandem Switching Leases	0	34	0	0	0	0	0	0	O.K.
125	COE Local Switching Leases	0	39	0	0	0	0	0	0	O.K.
126	COE Transmission Leases	0	68	0	0	0	0	0	0	O.K.
127										
128	Total COE Leases	\$0		\$0	\$0	\$0	\$0	\$0	\$0	O.K.
129										
130	IoT Equipment Leases	\$0	78	0	0	0	0	0	0	O.K.
131										
132	C&WF Leases	\$0	117	0	0	0	0	0	0	O.K.
133										
134	Total Capital Leases	\$0		\$0	\$0	\$0	\$0	\$0	\$0	O.K.
135										
136	Leasehold Impr., Alloc.	\$0	N37	0	0	0	0	0	0	O.K.
137	Leasehold Impr., Direct	0	Direct	0	0	0	0	0	0	O.K.
138										
139	Total Leasehold Improvements	\$0		\$0	\$0	\$0	\$0	\$0	\$0	O.K.
140										
141	Total Tangible Assets	\$0		\$0	\$0	\$0	\$0	\$0	\$0	O.K.
142										
143										
144	TOTAL INTANGIBLE ASSETS	\$0	N37	\$0	\$0	\$0	\$0	\$0	\$0	O.K.
145										
146										
147	PROPERTY HELD FOR FUTURE USE	\$0	N46	0	0	0	0	0	0	O.K.

MIDSTATE TELEPHONE COMPANY

***** FCC PART 69 *****
IntraLATA Investment
Detail

	Part 36 IntraLATA Total	Source or Apportion	Common Line	Local Switching	Information	Common Transport	Billing and Collection	Other	
(A)	(B)	(C)	(D)	(E)	(F)	(G)	(H)	(I)	
161 PLANT UNDER CONSTRUCTION									
162									
163 Short-term	\$0	N46	\$0	\$0	\$0	\$0	\$0	\$0	O.K.
164 Long-term	95,799	N46	24,587	27,237	0	43,132	0	843	O.K.
165									
166 Total PL Under Const.	95,799		24,587	27,237	\$0	\$43,132	\$0	843	O.K.
167									
168									
169 TELEPHONE PLANT ADJUSTMENT	\$0	N46	\$0	\$0	\$0	\$0	\$0	\$0	O.K.
170									
171 CLASS B RTB STOCK	\$0	N37	\$0	\$0	\$0	\$0	\$0	\$0	O.K.
172									
173 MATERIALS AND SUPPLIES	\$36,648	N37	\$9,919	\$10,988	\$0	\$17,401	\$0	\$340	O.K.
174									
175 CASH WORKING CAPITAL	\$21,418	N37	\$5,497	\$6,089	\$0	\$9,643	\$0	\$189	O.K.
176									
177 EQUAL ACCESS INVESTMENT	\$0	Direct	\$0	\$0	\$0	\$0	\$0	\$0	O.K.

MIDSTATE TELEPHONE COMPANY

***** FCC PART 69 *****									
IntraLATA Reserves and Deferrals									
(A)	Part 36 IntraLATA Total (B)	Source or Apportion (C)	Common Line (D)	Local Switching (E)	Information (F)	Common Transport (G)	Billing and Collection (H)	Other (I)	
13	ACCUM. DEPRECIATION, TPIS								
14									
15	Support Assets								
16	COE Switching	\$297,929	N28	\$3,751	\$112,514	\$0	\$178,179	\$0	\$3,484 O.K.
17	COE Operator	523,293	L44	0	417,052	0	106,241	0	0 O.K.
18	COE Transmission	0	L32	0	0	0	0	0	0 O.K.
19	IOT Equipment	149,042	L68	10,480	0	0	137,821	0	740 O.K.
20	Cable and Wire Facilities	0	L78	0	0	0	0	0	0 O.K.
21	Other Plant	1,278,317	L117	687,566	0	0	572,341	0	18,390 O.K.
22		0	N37	0	0	0	0	0	0 O.K.
23	Total Accum. Depr., TPIS	\$2,248,580		\$701,817	\$529,566	\$0	\$994,583	\$0	\$22,614 O.K.
24									
25	ACCUM. AMORTIZATION								
26									
27	Accum. Depreciation, PHFU	\$0	N37	\$0	\$0	\$0	\$0	\$0	\$0 O.K.
28	Accum. Amort., Tangible Inv.	0	N37	\$0	\$0	\$0	\$0	\$0	\$0 O.K.
29	Accum. Amort., Intang. Inv.	0	N37	\$0	\$0	\$0	\$0	\$0	\$0 O.K.
30	Accum. Amort., Other	0	N37	\$0	\$0	\$0	\$0	\$0	\$0 O.K.
31									
32	Tot. Accum. Amortization	\$0		\$0	\$0	\$0	\$0	\$0	\$0 O.K.
33									
34	Total Accum. Depr./Amort.	\$2,248,580		\$701,817	\$529,566	\$0	\$994,583	\$0	\$22,614 O.K.
35									
36									
37	ACCUM. DEF. INC. TAXES, NET:								
38									
39	Support Assets	\$0	N28	\$0	\$0	\$0	\$0	\$0	\$0 O.K.
40	COE Switching	0	L44	0	0	0	0	0	0 O.K.
41	COE Operator	0	L32	0	0	0	0	0	0 O.K.
42	COE Transmission	0	L68	0	0	0	0	0	0 O.K.
43	IOT Equipment	0	L78	0	0	0	0	0	0 O.K.
44	Cable and Wire Fac.	0	L117	0	0	0	0	0	0 O.K.
45	Unclassified	0	N37	0	0	0	0	0	0 O.K.
46									
47	Total Accum. Def. Inc. Taxes	\$0		\$0	\$0	\$0	\$0	\$0	\$0 O.K.

MIDSTATE TELEPHONE COMPANY

***** FCC PART 69 ***** Apportionment Factors		Part 36 IntraLATA Total	Source	Common Line	Local Switching	Information	Common Transport	Billing and Collection	Other	
(A)	(B)	(C)	(D)	(E)	(F)	(G)	(H)	(I)		
13 Central Office Equipment	\$2,265,705	L70	\$43,692	\$1,310,519	\$0	\$908,410	\$0	\$3,085	O.K.	
14 Info. Orig./Term. Eqpt.	0	L78	0	0	0	0	0	0	O.K.	
15 C&W Facilities	2,606,350	L117	1,401,913	0	0	1,166,942	0	37,495	O.K.	
16										
17 Total	\$4,872,055		\$1,445,605	\$1,310,519	\$0	\$2,075,352	\$0	\$40,580	O.K.	
18 Factor	1.000000		0.296714	0.268987	0.000000	0.425971	0.000000	0.008329	O.K.	
19										
20 Sum. Sw., Trans., Other	\$3,426,451	17	\$0	\$1,310,519	\$0	\$2,075,352	\$0	\$40,580	O.K.	
21 Factor	1.000000		0.000000	0.382471	0.000000	0.605686	0.000000	0.011843	O.K.	
22										
23 Central Office Equipment	\$2,265,705	L70	\$43,692	\$1,310,519	\$0	\$908,410	\$0	\$3,085	O.K.	
24 Info. Orig./Term. Eqpt.	0	L78	0	0	0	0	0	0	O.K.	
25 C&WF, Excl. Exch. Message	1,204,437	L117-83	0	0	0	1,166,942	0	37,495	O.K.	
26										
27 Total	\$3,470,142		\$43,692	\$1,310,519	\$0	\$2,075,352	\$0	\$40,580	O.K.	
28 Factor	1.000000		0.012591	0.377656	0.000000	0.598060	0.000000	0.011694	O.K.	
29										
30 General Support Facilities	\$799,774	L25	\$10,070	\$302,039	\$0	\$478,313	\$0	\$9,352	O.K.	
31 Central Office Equipment	2,265,705	13	43,692	1,310,519	0	908,410	0	3,085	O.K.	
32 Info. Orig./Term. Eqpt.	0	14	0	0	0	0	0	0	O.K.	
33 C&W Facilities	2,606,350	15	1,401,913	0	0	1,166,942	0	37,495	O.K.	
34 Equal Access Investment	0	L177	0	0	0	0	0	0	O.K.	
35										
36 Total	\$5,671,829		\$1,455,674	\$1,612,556	\$0	\$2,553,665	\$0	\$49,932	O.K.	
37 Factor	1.000000		0.256650	0.284310	0.000000	0.450237	0.000000	0.008804	O.K.	
38										
39 Sum. Com. Ln., Sw., Trans.	\$5,621,897	36	\$1,455,674	\$1,612,556	\$0	\$2,553,665	\$0	\$0	O.K.	
40 Factor	1.000000		0.258929	0.286835	0.000000	0.454235	0.000000	0.000000	O.K.	
41										
42 COE Cat. 2 Factor	1.000000	Direct	0.000000	0.000000	0.000000	1.000000	0.000000	0.000000	O.K.	
43 IOT Cat. 1 Factor	1.000000	Direct	1.000000	0.000000	0.000000	0.000000	0.000000	0.000000	O.K.	
44										
45 Total TFS	\$5,671,829	K26	\$1,455,674	\$1,612,556	\$0	\$2,553,665	\$0	\$49,932	O.K.	
46 Factor	1.000000		0.256650	0.284310	0.000000	0.450237	0.000000	0.008804	O.K.	

MIDSTATE TELEPHONE COMPANY

***** FCC PART 69 ***** Apportionment Factors		Part 36 IntraLATA Total	Source	Common Line	Local Switching	Information	Common Transport	Billing and Collection	Other	
(A)	(B)	(C)	(D)	(E)	(F)	(G)	(H)	(I)		
60 Interstate Equiv. Factor	0.000000	Direct	0.000000	0.000000	0.000000	0.000000	0.000000	0.000000	0.000000	O.K.
61 Wtd. Std. Work Seconds	1.000000	Direct	1.000000	0.000000	0.000000	0.000000	0.000000	0.000000	0.000000	O.K.
62										
63 "BIG THREE" Expenses	\$193,382	O171	\$27,608	\$25,503	\$201	\$112,244	\$25,829	\$1,998		O.K.
64 Factor	1.000000		0.142761	0.131879	0.001038	0.580425	0.133566	0.010330		
65										
66 Nat Investment	\$3,579,115	J13	\$793,860	\$1,127,305	\$0	\$1,629,259	\$0	\$28,691		O.K.
67 Factor	1.000000		0.221803	0.314968	0.000000	0.455213	0.000000	0.008016		O.K.

0

MIDSTATE TELEPHONE COMPANY

***** FCC PART 69 *****									
Operating Expenses and Taxes									
(A)	Part 36 IntraLATA Total (B)	Apportion (C)	Common Line (D)	Local Switching (E)	Information (F)	Common Transport (G)	Billing and Collection (H)	Other (I)	
13	PLANT SPEC. OPER. EXPENSE.								
14									
15	\$0	N37	\$0	\$0	\$0	\$0	\$0	\$0	O.K.
16	0	Direct	0	0	0	0	0	0	O.K.
17									
18	\$0		\$0	\$0	\$0	\$0	\$0	\$0	O.K.
19									
20	\$12,152	N30	\$153	\$4,589	\$0	\$7,268	\$0	\$142	O.K.
21	0	Direct	0	0	0	0	0	0	O.K.
22									
23	\$12,152		\$153	\$4,589	\$0	\$7,268	\$0	\$142	O.K.
24									
25	\$30,475	N31	\$588	\$17,627	\$0	\$12,219	\$0	\$41	O.K.
26	(18,870)	Direct	0	(18,870)	0	0	0	0	O.K.
27									
28	\$11,605		\$588	(\$1,242)	\$0	\$12,219	\$0	\$41	O.K.
29									
30	\$0	L76	\$0	\$0	\$0	\$0	\$0	\$0	O.K.
31	0	N43	0	0	0	0	0	0	O.K.
32	0	Direct	0	0	0	0	0	0	O.K.
33									
34	\$0		\$0	\$0	\$0	\$0	\$0	\$0	O.K.
35									
36	\$30,766	N33	\$16,549	\$0	\$0	\$13,775	\$0	\$443	O.K.
37	43,896	Direct	0	0	0	43,896	0	0	O.K.
38									
39	\$74,662		\$16,549	\$0	\$0	\$57,671	\$0	\$443	O.K.
40									
41	\$98,420		\$17,289	\$3,347	\$0	\$77,157	\$0	\$626	O.K.
42									
43	\$86,268		\$17,136	(\$1,242)	\$0	\$69,889	\$0	\$484	O.K.

MIDSTATE TELEPHONE COMPANY

***** FCC PART 69 ***** Operating Expenses and Taxes		Part 36 IntraLATA Total	Apportion	Common Line	Local Switching	Information	Common Transport	Billing and Collection	Other	
(A)	(B)	(C)	(D)	(E)	(F)	(G)	(H)	(I)		
57 NON-SPECIFIC OPER. EXP.										
58										
59 Oth. Pft. and Equip., Alloc.	\$0	N18	\$0	\$0	\$0	\$0	\$0	\$0	\$0	O.K.
60 Oth. Pft. and Equip., Direct	0	Direct	0	0	0	0	0	0	0	O.K.
61										
62 Total Oth. Pft. & Equip.	\$0		\$0	\$0	\$0	\$0	\$0	\$0	\$0	O.K.
63										
64 Network Operations, Alloc.	\$26,731	N18	\$7,932	\$7,190	\$0	\$11,387	\$0	\$223	\$0	O.K.
65 Network Operations, Direct	0	Direct	0	0	0	0	0	0	0	O.K.
66										
67 Total Network Oper. Exp.	\$26,731		\$7,932	\$7,190	\$0	\$11,387	\$0	\$223	\$0	O.K.
68										
69 Total Access Expenses	\$0	Direct	\$0	\$0	\$0	\$0	\$0	\$0	\$0	O.K.
70										
71 Depr., Support Assets	\$33,664	L23	\$424	\$12,713	\$0	\$20,133	\$0	\$394	\$0	O.K.
72 Depr., COE Switching	97,898	L44	0	78,022	0	19,876	0	0	0	O.K.
73 Depr., COE Operator	0	L32	0	0	0	0	0	0	0	O.K.
74 Depr., COE Transmission	27,885	L68	1,961	0	0	25,785	0	138	0	O.K.
75 Depr., IOT Equipment	0	L78	0	0	0	0	0	0	0	O.K.
76 Depr., C&W Facilities	132,311	L117	71,168	0	0	59,240	0	1,903	0	O.K.
77 Depr., PhFU	0	L147	0	0	0	0	0	0	0	O.K.
78										
79 Total Depreciation Expense	\$291,757		\$73,553	\$90,735	\$0	\$125,033	\$0	\$2,436	\$0	O.K.
80										
81 Amort., Tangible Assets	\$0	L141	\$0	\$0	\$0	\$0	\$0	\$0	\$0	O.K.
82 Amort., Intangible Assets	0	L144	0	0	0	0	0	0	0	O.K.
83 Other Amortization	0	Direct	0	0	0	0	0	0	0	O.K.
84 Direct Assigned Amort.	0	Direct	0	0	0	0	0	0	0	O.K.
85										
86 Total Amortization Exp.	\$0		\$0	\$0	\$0	\$0	\$0	\$0	\$0	O.K.
87										
88 Total Depr. and Amort.	\$291,757		\$73,553	\$90,735	\$0	\$125,033	\$0	\$2,436	\$0	O.K.
89										
90 TOTAL NON-SPEC. OPER. EXP.	\$318,489		\$81,484	\$97,926	\$0	\$136,420	\$0	\$2,658	\$0	O.K.

MIDSTATE TELEPHONE COMPANY

***** FCC PART 69 ***** Operating Expenses and Taxes		Part 36 IntraLATA	Apportion	Common Line	Local Switching	Information	Common Transport	Billing and Collection	Other	
(A)	(B)	(C)	(D)	(E)	(F)	(G)	(H)	(I)		
104	CUSTOMER OPERATIONS EXPENSE:									
105										
106	Marketing, Allocable	\$0	N37	\$0	\$0	\$0	\$0	\$0	\$0	O.K.
107	Marketing, Direct	0	Direct	0	0	0	0	0	0	O.K.
108										
109	Total Marketing Expense	\$0		\$0	\$0	\$0	\$0	\$0	\$0	O.K.
110										
111	Operator Service, Alloc.	\$0	N61	\$0	\$0	\$0	\$0	\$0	\$0	O.K.
112	Operator Service, Direct	0	Direct	0	0	0	0	0	0	O.K.
113										
114	Total Operator Service	\$0		\$0	\$0	\$0	\$0	\$0	\$0	O.K.
115										
116	Classified Directory	\$0	Direct	\$0	\$0	\$0	\$0	\$0	\$0	O.K.
117	Alphabetical Directory	188	(F)	0	0	188	0	0	0	O.K.
118	Foreign Directory	0	Direct	0	0	0	0	0	0	O.K.
119										
120	Total Directory	\$188		\$0	\$0	\$188	\$0	\$0	\$0	O.K.
121										
122	Bus. Ofc., EU Presubscription	5,721	N40	\$1,481	\$1,641	\$0	\$2,598	\$0	\$0	O.K.
123	Bus. Ofc., Reserved	0	(I)	0	0	0	0	0	0	O.K.
124	Bus. Ofc., EU PL	717	(H)	0	0	0	0	0	717	O.K.
125	Bus. Ofc., EU Message	19,427	(H)	0	0	0	0	19,427	0	O.K.
126	Bus. Ofc., EU Reserved	0	(I)	0	0	0	0	0	0	O.K.
127	Bus. Ofc., IX Special Access	0	(I)	0	0	0	0	0	0	O.K.
128	Bus. Ofc., IX Switched Access	2,897	N40	750	831	0	1,316	0	0	O.K.
129	Bus. Ofc., IX Billing and Collection	80	(H)	0	0	0	0	80	0	O.K.
130	Bus. Ofc., Coin Collection & Administr	0	(D)	0	0	0	0	0	0	O.K.
131	Bus. Ofc., Reserved	0	(I)	0	0	0	0	0	0	O.K.
132										
133	Total Business Office	\$28,842		\$2,231	\$2,472	\$0	\$3,914	\$19,507	\$717	O.K.
134										
135	Cust. Serv., Msg. Process	\$0	(H)	0	0	0	0	0	0	O.K.
136	Cust. Serv., Other B&C	4,645	(H)	0	0	0	0	4,645	0	O.K.
137	Cust. Serv., CABS	30,127	N21	0	11,523	0	18,247	0	357	O.K.
138	Cust. Serv., EU Common Line	0	(H)	0	0	0	0	0	0	O.K.
139										
140	Total Customer Service	\$34,772		\$0	\$11,523	\$0	\$18,247	\$4,645	\$357	O.K.
141										
142	Total BO, CS, OS, Dir	\$63,801		\$2,231	\$13,995	\$188	\$22,161	\$24,152	\$1,074	O.K.

MIDSTATE TELEPHONE COMPANY

***** FCC PART 69 ***** Operating Expenses and Taxes		Part 36 IntraLATA Total	Apportion	Common Line	Local Switching	Information	Common Transport	Billing and Collection	Other	
(A)	(B)	(C)	(D)	(E)	(F)	(G)	(H)	(I)		
158 Other Cust. Serv., Alloc.	\$4,430	142	\$155	\$972	\$13	\$1,539	\$1,677	\$75	O.K.	
159 Other Cust. Serv., Direct	0	Direct	0	0	0	0	0	0	O.K.	
161 Total Other Cust. Serv.	\$4,430		\$155	\$972	\$13	\$1,539	\$1,677	\$75	O.K.	
162										
163 TOTAL CUSTOMER OPER. EXP.	\$68,232		\$2,386	\$14,966	\$201	\$23,700	\$25,829	\$1,148	O.K.	
164										
165 "BIG-THREE" EXPENSES:										
166										
167 Total Pft. Specific Exp.	\$88,420	41	\$17,289	\$3,347	\$0	\$77,157	\$0	\$626	O.K.	
168 Total Pft. Non-specific Exp.	26,731	62 + 67 +69	7,932	7,190	0	11,387	0	223	O.K.	
169 Total Customer Operations	68,232	163	2,386	14,966	201	23,700	25,829	1,148	O.K.	
170										
171 TOTAL "BIG THREE" EXPENSES	\$193,382		\$27,608	\$25,503	\$201	\$112,244	\$25,829	\$1,998	O.K.	
172										
173 CORPORATE OPERATIONS EXPENSE:										
174										
175 Exec. and Planning, Alloc.	\$45,485	N64	\$6,494	\$5,999	\$47	\$26,401	\$6,075	\$470	O.K.	
176 Exec. and Planning, Direct	0	Direct	0	0	0	0	0	0	O.K.	
177										
178 Total Exec. and Planning	\$45,485		\$6,494	\$5,999	\$47	\$26,401	\$6,075	\$470	O.K.	
179										
180 Admin. & General, Allocable	\$59,117	N64	\$8,440	\$7,796	\$61	\$34,313	\$7,896	\$611	O.K.	
181 Admin. & General, Direct	65,673	Direct	10,951	10,117	80	44,525	0	0	O.K.	
182										
183 Total Admin. and Gen.	\$124,790		\$19,391	\$17,913	\$141	\$78,838	\$7,896	\$611	O.K.	
184										
185 TOTAL CORPORATE OPERATIONS	\$170,276		\$25,884	\$23,912	\$189	\$105,239	\$13,971	\$1,081	O.K.	
186										
187 NON-INCOME TAXES:										
188										
189 Non-income Taxes, Allocable	\$0	N37	\$0	\$0	\$0	\$0	\$0	\$0	O.K.	
190 Non-income Taxes, Direct	3,068	Direct	794	680	0	1,394	0	0	O.K.	
191										
192										
193 Total Non-income Taxes	\$3,068		\$794	\$680	\$0	\$1,394	\$0	\$0	O.K.	
194										
195 TOTAL OPER. EXP. AND TAXES	\$658,484		\$127,838	\$141,031	\$389	\$343,910	\$39,801	\$5,513	O.K.	

SOUTH DAKOTA PUC INTRASTATE ACCESS COST MODEL

COMPANY NAME _____ MIDSTATE TELEPHONE COMPANY
 PERIOD ADJUSTED _____ ENDING DECEMBER 31, 1996
 RUN DATE AND TIME _____ 30-May-97 _____ 01:26:11 PM

NOTES: SEE SHEET "G" TO INPUT PART 36 ALLOCATION FACTORS.

***** FCC PART 36 *****	TOTAL COMPANY	Source/ Allocator	Interstate and Other	Intrastate				TOTAL INTRASTATE	
				Message Telephone Service		Private Line			
				InterLATA	IntraLATA	InterLATA	IntraLATA		
(A)	(B)	(C)	(D)	(E)	(F)	(G)	(H)	(I)	
PLANT INVESTMENT DETAIL:									
21 Land, Allocable	0	---	---	---	---	---	---	---	---
22 Land, Direct	0	---	0	---	0	---	0	---	0
23 Motor Vehicles	0	---	---	---	---	---	---	---	---
24 Aircraft	0	---	---	---	---	---	---	---	---
25 Special Purpose Vehicles	0	---	---	---	---	---	---	---	---
26 Garage Work Equipment	0	---	---	---	---	---	---	---	---
27 Other Work Equipment	2,236,072	---	---	---	---	---	---	---	---
28 Buildings, Allocable	0	---	---	---	---	---	---	---	---
29 Buildings, Direct	0	---	0	---	0	---	0	---	0
30 Furniture	0	---	---	---	---	---	---	---	---
31 Office Equipment	0	---	---	---	---	---	---	---	---
32 General Purpose Computers	0	---	---	---	---	---	---	---	---
33 CAT 1 Oper. Sys., TSPS	0	---	---	---	---	---	---	---	---
34 CAT 1 Oper. Sys., Other TSPS	0	---	---	---	---	---	---	---	---
35 CAT 1 Oper. Sys., Aux. Pos.	0	---	---	---	---	---	---	---	---
36 CAT 1 Oper. Sys., Other	0	---	0	---	0	---	0	---	0
37 CAT 2 Tandem Sw. Allocable	668,110	---	---	---	---	---	---	---	---
38 CAT 2 Tandem Sw. Direct	0	---	0	---	0	---	0	---	0
39 CAT 3 Local Sw. Allocable	3,416,777	---	---	---	---	---	---	---	---
40 CAT 3 Local Sw. Direct	0	---	0	---	0	---	0	---	0
41 CAT 4.12 Exchange Trunk	304,806	---	---	---	---	---	---	---	---
42 CAT 4.12 Exch. Tr. Direct	0	---	0	---	0	---	0	---	0
43 CAT 4.13 Exch. Ln. Msg., PL & WATS	177,341	---	---	---	---	---	---	---	---
44 Reserved	0	---	---	---	---	---	---	---	---
45 CAT 4.13 Direct	0	---	0	---	0	---	0	---	0
46 CAT 4.23 Message, PL & WATS	1,008,095	---	---	---	---	---	---	---	---
47 Reserved	0	---	---	---	---	---	---	---	---
48 CAT 4.23 Direct	7,108	---	4,959	---	0	---	0	2,149	2,149
49 CAT 4.3 H/R Message	0	---	---	---	---	---	---	---	---
50 CAT 4.3 WATS	0	---	0	---	0	---	0	---	0
51 CAT 4.3 Direct	0	---	0	---	0	---	0	---	0
52 CAT 1 Other IOT Equipment	0	---	---	---	---	---	---	---	---
53 CAT 1 Coinless Pay Phones	0	---	0	---	0	---	0	---	0

SOUTH DAKOTA PUC INTRASTATE ACCESS COST MODEL

MIDSTATE TELEPHONE COMPANY
ENDING DECEMBER 31, 1996

***** FCC PART 36 *****	TOTAL COMPANY	Source/ Allocator	Interstate and Other	Intrastate				TOTAL INTRASTATE	
				Message Telephone Service		Private Line			
				InterLATA	IntraLATA	InterLATA	IntraLATA		
(A)	(B)	(C)	(D)	(E)	(F)	(G)	(H)	(I)	
70 CAT 2 CP Equipment	0	---	0	0	0	0	0	0	0
71 Reserved	0	---	---	---	---	---	---	---	---
72 Reserved	0	---	---	---	---	---	---	---	---
73 CAT 1.3 Joint Msg., Cat. 1.1 & 1.2 PL	5,690,255	---	---	---	---	---	---	---	---
74 Other CAT 1 C&WF	0	---	0	0	0	0	0	0	0
75 CAT 2 C&WF	311,335	---	---	---	---	---	---	---	---
76 CAT 2 C&WF, Wideband	0	---	0	0	0	0	0	0	0
77 CAT 3 Joint Message & PL/WATS	2,005,369	---	---	---	---	---	---	---	---
78 Reserved	0	---	---	---	---	---	---	---	---
79 CAT 3 Direct	32,481	---	25,024	0	0	0	7,457	7,457	7,457
80 CAT 4 Message	0	---	---	---	---	---	---	---	---
81 CAT 4 WATS	0	---	0	0	0	0	0	0	0
82 CAT 4 Direct	0	---	0	0	0	0	0	0	0
83 Allocable Support Leases	0	---	---	---	---	---	---	---	---
84 Direct Support Leases	0	---	0	0	0	0	0	0	0
85 COE Operator	0	---	---	---	---	---	---	---	---
86 COE Tandem Switch	0	---	---	---	---	---	---	---	---
87 COE Local Switch	0	---	---	---	---	---	---	---	---
88 COE Transmission	0	---	---	---	---	---	---	---	---
89 COE Direct	0	---	0	0	0	0	0	0	0
90 IOT Leases	0	---	0	0	0	0	0	0	0
91 C&WF Leases	0	---	0	0	0	0	0	0	0
92 Leasehold Imp. Land etc.	0	---	---	---	---	---	---	---	---
93 Leasehold Imp. COE Switching	0	---	---	---	---	---	---	---	---
94 Leasehold Imp. COE Operator	0	---	---	---	---	---	---	---	---
95 Leasehold Imp. COE Trans.	0	---	---	---	---	---	---	---	---
96 Leasehold Imp. IOT	0	---	0	0	0	0	0	0	0
97 Leasehold Imp. C&WF	0	---	0	0	0	0	0	0	0
98 Leasehold Imp. Other	0	---	0	0	0	0	0	0	0
99 Allocable Acct. No. 2690	0	---	---	---	---	---	---	---	---
100 Direct Acct. No. 2690	0	---	0	0	0	0	0	0	0
101 Materials and Supplies	119,212	---	---	---	---	---	---	---	---
102 RTB Stock	0	---	---	---	---	---	---	---	---
103 Tele. Pk. Adjust. - Alloc.	0	---	---	---	---	---	---	---	---
104 Tele. Pk. Adjust. - Direct	0	---	0	0	0	0	0	0	0
105 Other Assets, Net	0	---	0	0	0	0	0	0	0
106 Other Liab., Def. Cr., Net	0	---	0	0	0	0	0	0	0

SOUTH DAKOTA PUC INTRASTATE ACCESS COST MODEL

MIDSTATE TELEPHONE COMPANY
ENDING DECEMBER 31, 1996

***** FCC PART 36 *****	TOTAL COMPANY	Source/ Allocator	Interstate and Other	Intrastate				TOTAL INTRASTATE
				Message Telephone Service		Private Line		
				InterLATA	IntraLATA	InterLATA	IntraLATA	
(A)	(B)	(C)	(D)	(E)	(F)	(G)	(H)	(I)
123 TPUC -- Short Term, Alloc.	0	---	---	---	---	---	---	---
124 TPUC -- Short Term, Direct	0	---	0	0	0	0	0	0
125 TPUC -- Long Term, Alloc.	267,843	---	---	---	---	---	---	---
126 TPUC -- Long Term, Direct	0	---	0	0	0	0	0	0
127								
128 RESERVES AND DEFERRALS:								
129 Acc. Depr. Support Assets	832,973	---	---	---	---	---	---	---
130 Acc. Depr. COE Switching	1,299,951	---	---	---	---	---	---	---
131 Acc. Depr. COE Operator	0	---	---	---	---	---	---	---
132 Acc. Depr. COE Transmission	359,170	---	---	---	---	---	---	---
133 Acc. Depr. IOT Equipment	0	---	---	---	---	---	---	---
134 Acc. Depr. Cable and Wire Facilities	3,943,044	---	---	---	---	---	---	---
135 Acc. Depr. Other Plant	0	---	0	0	0	0	0	0
136 Accum. Amort., Tangible Inv.	0	---	---	---	---	---	---	---
137 Accum. Amort., Intang. Inv.	0	---	---	---	---	---	---	---
138 Accum. Amort., Other	0	---	0	0	0	0	0	0
139 Acc. Def. IT Support Assets	0	---	---	---	---	---	---	---
140 Acc. Def. IT COE Switching	0	---	---	---	---	---	---	---
141 Acc. Def. IT COE Operator	0	---	---	---	---	---	---	---
142 Acc. Def. IT COE Trans.	0	---	---	---	---	---	---	---
143 Acc. Def. IT IOT Equipment	0	---	---	---	---	---	---	---
144 Acc. Def. IT C&WF	0	---	---	---	---	---	---	---
145 Acc. Def. IT Unclassified	0	---	0	0	0	0	0	0
146								
147 OPERATING EXPENSES AND TAXES:								
148 Network Support, Alloc.	0	---	---	---	---	---	---	---
149 Network Support, Direct	0	---	0	0	0	0	0	0
150 General Support, Alloc.	33,975	---	---	---	---	---	---	---
151 General Support, Direct	0	---	0	0	0	0	0	0
152 Central Office Eq., Alloc.	75,084	---	---	---	---	---	---	---
153 Central Office Eq., Direct	(33,107)	---	(14,236)	0	(18,870)	0	0	(18,870)
154 Cust. Premises Equip.	0	---	---	---	---	---	---	---
155 Coinless Pay Phone Exp.	0	---	---	---	---	---	---	---
156 Other IOT	0	---	---	---	---	---	---	---
157 IOT Direct	0	---	0	0	0	0	0	0
158 Cable & Wire, Alloc.	94,901	---	---	---	---	---	---	---
159 Cable & Wire, Direct	77,335	---	33,439	0	43,896	0	---	43,896

SOUTH DAKOTA PUC INTRASTATE ACCESS COST MODEL

MIDSTATE TELEPHONE COMPANY
ENDING DECEMBER 31, 1996

***** FCC PART 36 *****	TOTAL COMPANY	Source/ Allocator	Interstate and Other	Intrastate				TOTAL INTRASTATE
				Message Telephone Service		Private Line		
				InterLATA	IntraLATA	InterLATA	IntraLATA	
(A)	(B)	(C)	(D)	(E)	(F)	(G)	(H)	(I)
176 Oth. Pft. and Equip., Alloc.	0	---	---	---	---	---	---	---
177 Oth. Pft. and Equip., Direct	0	---	0	---	0	---	0	0
178 Network Operations, Alloc.	74,738	---	---	---	---	---	---	---
179 Network Operations, Direct	0	---	0	---	0	---	0	0
180 Total Access Expense	0	---	0	---	0	---	0	0
181 Depr., Support Assets	94,119	---	---	---	---	---	---	---
182 Depr., COE Switching	243,195	---	---	---	---	---	---	---
183 Depr., COE Operator	0	---	---	---	---	---	---	---
184 Depr., COE Transmission	67,198	---	---	---	---	---	---	---
185 Depr., IOT Equipment	0	---	---	---	---	---	---	---
186 Depr., C&W Facilities	408,122	---	---	---	---	---	---	---
187 Amort., Tangible Assets	0	---	---	---	---	---	---	---
188 Amort., Intangible Assets	0	---	---	---	---	---	---	---
189 Other Amortization	0	---	0	---	0	---	0	0
190 Direct Assigned Amort.	0	---	0	---	0	---	0	0
191 Marketing, Allocable	0	---	---	---	---	---	---	---
192 Marketing, Direct	0	---	0	---	0	---	0	0
193 Operator Service, Alloc.	0	---	---	---	---	---	---	---
194 Operator Service, Direct	0	---	0	---	0	---	0	0
195 Classified Directory	0	---	0	---	0	---	0	0
196 Alphabetical Directory	979	---	---	---	---	---	---	---
197 Foreign Directory	0	---	---	---	---	---	---	---
198 Bus. Ofc., EU Presubscription	13,795	---	---	---	---	---	---	---
199 Bus. Ofc., EU MTS & WATS	33,139	---	---	---	---	---	---	---
200 Bus. Ofc., EU Access, PL & all Other	106,009	---	---	---	---	---	---	---
201 Bus. Ofc., IXC Special Access	157	---	---	---	---	---	---	---
202 Bus. Ofc., IXC Switched Access	5,304	---	---	---	---	---	---	---
203 Bus. Ofc., IXC B & C Services	117	---	---	---	---	---	---	---
204 Coin Collect & Admin.	0	---	---	---	---	---	---	---
205 Cust. Svc., Direct	0	---	0	---	0	---	0	0
206 Cust. Serv., Msg. Process	0	---	---	---	---	---	---	---
207 Cust. Serv., Other B&C	17,857	---	---	---	---	---	---	---
208 Cust. Serv., CABS	60,253	---	---	---	---	---	---	---
209 Cust. Serv., EU Common Line	677	---	677	---	0	---	0	0
210 Other Cust. Serv., Alloc.	16,178	---	---	---	---	---	---	---
211 Other Cust. Serv., Direct	287	---	287	---	0	---	0	0
212 Exec. and Planning, Alloc.	135,204	---	---	---	---	---	---	---
213 Exec. and Planning, Direct	0	---	0	---	0	---	0	0

SOUTH DAKOTA PUC INTRASTATE ACCESS COST MODEL

MIDSTATE TELEPHONE COMPANY
ENDING DECEMBER 31, 1996

		Intrastate								
		TOTAL COMPANY (B)	Source/ Allocator (C)	Interstate and Other (D)	Message Telephone Service		Private Line		TOTAL INTRASTATE (I)	
***** FCC PART 36 ***** (A)					InterLATA (E)	IntraLATA (F)	InterLATA (G)	IntraLATA (H)		
230	Admin. & General, Allocable	175,725	---	---	---	---	---	---	---	
231	Admin. & General, Direct	69,545	---	3,872	0	65,673	0	0	65,673	
232	Non-income Taxes, Allocable	0	---	---	---	---	---	---	---	
233	Non-income Taxes, Direct	3,930	---	862	0	3,068	0	0	3,068	
234										
235	OTHER INCOME STATEMENT:									
236	State Income Tax Rate	0.00%	---	---	---	---	---	---	---	
237	Federal Income Tax Rate	0.00%	---	---	---	---	---	---	---	
238	Gross Receipts Tax Rate	3.00%	---	---	---	---	---	---	---	
239	Rate of Return	10.00%	---	---	---	---	---	---	---	
240	AFUDC	58,116	---	---	---	---	---	---	---	
241	ITC Amortization	0	---	---	---	---	---	---	---	
242	Other Return Adjustments	0	---	0	0	0	0	0	0	
243	Contributions	0	---	---	---	---	---	---	---	
244	Interest Expense	433,738	---	---	---	---	---	---	---	
245	Capital Lease Expense	0	---	---	---	---	---	---	---	
246	Capitalized Payroll taxes	0	---	---	---	---	---	---	---	
247	Depreciation Adjustment	0	---	---	---	---	---	---	---	
248	Other Income Adjustments	0	---	0	0	0	0	0	0	
249	Uncollectibles	0	---	0	0	0	0	0	0	
250	Other Revenue Adjustments	0	---	0	0	0	0	0	0	
251	Other Revenue Taxes	0	---	0	0	0	0	0	0	
252										

SOUTH DAKOTA PUC INTRASTATE ACCESS COST MODEL

MIDSTATE TELEPHONE COMPANY
ENDING DECEMBER 31, 1996

***** FCC PART 36 *****	TOTAL COMPANY	Source/ Allocator	Other	Interstate		Intrastate		TOTAL INTRASTATE
				Private Line		Private Line		
				InterLATA	IntraLATA	InterLATA	IntraLATA	
(A)	(B)	(C)	(D)	(E)	(F)	(G)	(H)	(I)
271 Working Loops	3,031	--	28	0	0	0	16	16
272 Equivalent Interexchange Cct. Miles	45,031	--	0	0	0	0	0	0
273 Interexchange Circuit Terminations	691	--	0	0	0	0	0	0

South Dakota
Public Utilities Commission
State Capitol 500 E. Capitol
Pierre, SD 57501-5070
Phone: (800) 332-1782
Fax: (605) 773-3809

TELECOMMUNICATIONS SERVICE FILINGS

These are the telecommunications service filings that the Commission has received for the period of:

05/30/97 through 06/05/97

If you need a complete copy of a filing faxed, overnight expressed, or mailed to you, please contact Delaine Kolbo within five days of this filing.

DOCKET NUMBER	TITLE/STAFF/SYNOPSIS	DATE FILED	INTERVENTION DEADLINE
NONCOMPETITIVE TELECOMMUNICATIONS FILINGS			
TC97-059	In The Matter Of The Establishment Of Switched Access Rates For West River Cooperative Telephone Company. (Staff: HB/KC) West River Cooperative filed cost study revenue requirements that are included in the Local Exchange Carrier Association switched access rate filing (TC97-061).	05/30/97	06/20/97
TC97-060	In The Matter Of The Establishment Of Switched Access Rates For South Dakota Network, Inc. (Staff: HB/KC) South Dakota Network filed cost study revenue requirements and tariff sheet revisions for a rate reduction in Centralized Equal Access and switched transport. South Dakota Network is requesting an effective date of July 1, 1997.	06/02/97	06/20/97
TC97-061	In The Matter Of The Establishment Of Switched Access Rates For The Local Exchange Carrier Association. (Staff: HB/KC) The purpose of these revisions is to implement the changes in rates as necessitated by member companies' revenue requirements as set forth in Commission filings.	06/02/97	06/20/97
TC97-063	In The Matter Of The Establishment Of Switched Access Rates For Valley Telecommunications Coop. Assn. (Staff: TS/KC) Valley Telecommunications filed cost study revenue requirements that are included in the Local Exchange Carrier Association switched access rate filing (TC97-061).	06/04/97	06/20/97
TC97-064	In The Matter Of The Establishment Of Switched Access Rates For Midstate Telephone Company. (Staff: BK/KC) Midstate Telephone filed cost study revenue requirements that are included in the Local Exchange Carrier Association switched access rate filing (TC97-061).	06/04/97	06/20/97
TC97-065	In The Matter Of The Establishment Of Switched Access Rates For McCook Cooperative Telephone Company. (Staff: HB/KC) McCook Cooperative filed cost study revenue requirements that are included in the Local Exchange Carrier Association switched access rate filing (TC97-061).	06/04/97	06/20/97
TC97-066	Application by Brookings Telephone to revise the franchise service territory map to reflect the new service territory as a result of annexation. The annexations include property being claimed by Brookings Telephone and property not being claimed by Brookings Telephone which will be served by Interstate Telecommunications Cooperative, Inc. (Staff: MB/TZ)	06/05/97	06/20/97

NOTICE OF REQUEST FOR INTERCONNECTION WITH A RURAL TELEPHONE COMPANY

TC97-062	On or about June 1, 1997, Dakota Telecom, Inc., Dakota Telecommunications Systems, Inc., and Dakota Cooperative Telecommunications, Inc. (collectively Dakota) sent a bona fide request for interconnection services to Fort Randall Telephone Company. Pursuant to the requirements of The Telecommunications Act of 1996, a party making a bona fide request of a rural telephone company is required to notify the appropriate State commission. (Staff: HB/CH)	06/03/97	06/20/97
----------	--	----------	----------

Important Notice: The Commission is compiling a list of internet addresses. If you have an internet address please notify the Commission by E-mailing it to Terry Norum at terryn@pub.state.sd.us. Filing the address to the Commission at 605-773-3809.

U S WEST, Inc.
1801 California Street, Suite 5100
Denver, Colorado 80202
303 672-2810
Facsimile 303 295-7069

William P. Heaston
Senior Attorney

USWEST

RECEIVED

JUN 18 1997

SOUTH DAKOTA PUBLIC
UTILITIES COMMISSION

VIA OVERNIGHT DELIVERY

June 18, 1997

Mr. William Bullard, Jr.
Executive Director
South Dakota Public Utilities Commission
State of South Dakota
500 East Capitol
Pierre, South Dakota 57501

Dear Mr. Bullard:

Please find enclosed for filing an original and ten copies each of a Petition for Leave to Intervene in each of the following switched access rate dockets:

TC97-059	West River Cooperative Telephone Company
TC97-060	South Dakota Network, Inc.
TC97-061	Local Exchange Carriers Association
TC97-063	Valley Telecommunications Cooperative Assn
TC97-064	Midstate Telephone Company
TC97-065	McCook Cooperative Telephone Company

Please date stamp the extra copy of each filing enclosed and return in the enclosed self addressed stamped envelope. Thank you for your cooperation.

Yours truly,

William P. Heaston
William P. Heaston *mb*

WPH:mb
Enclosures

BEFORE THE PUBLIC UTILITIES COMMISSION

OF THE STATE OF SOUTH DAKOTA

IN THE MATTER OF THE ESTABLISHMENT)
OF SWITCHED ACCESS RATES FOR)
MIDSTATE TELEPHONE COMPANY)

Docket No. TC97-064

RECEIVED

JUN 19 1997

SOUTH DAKOTA PUBLIC
UTILITIES COMMISSION

PETITION FOR LEAVE TO INTERVENE

Pursuant to SDCL 1-26-17.1 and ARSD 20.10 01:15.02, U S WEST Communications, Inc. ("USWC") petitions to intervene in this docket. This petition is based on the following consideration.

1. USWC believes that it is in its best interest to intervene in this case so as to be able to formally express its concerns relating to establishing switched access rates.
2. USWC is the largest purchaser of switched access from local exchange carriers. Pursuant to SDCL 1-26-17.1, U S WEST believes its intervention should be granted because of the pecuniary interests involved.

Accordingly, USWC respectfully requests that this petition be granted.

DATED this 18th day of June, 1997.

Respectfully submitted,

U S WEST Communications, Inc.

By: 

William P. Heaston
1801 California Street, Suite 5100
Denver, Colorado 80202
Telephone: (303) 672-2810
Facsimile: (303) 295-7049

CERTIFICATE OF SERVICE

The undersigned certifies that on this 18th day of June, 1997, an original and ten (10) copies of the foregoing PETITION FOR LEAVE TO INTERVENE of U S WEST Communications, Inc. was sent United States First Class Mail, postage prepaid, to the following:

Mr. William Bullard, Jr.
Executive Director
South Dakota Public Utilities Commission
State of South Dakota
500 East Capitol
Pierre, South Dakota 57501

and a true and correct copy was deposited into the United States Mail, postage prepaid, addressed to the following:

Midstate Telephone Company
of Kimball, South Dakota
c/o Martin and Associates, Inc.
1515 North Sanborn Boulevard
Mitchell, SD 57301-1021

U S WEST Communications, Inc.

Maaja Beck

**BEFORE THE PUBLIC UTILITIES COMMISSION
OF THE STATE OF SOUTH DAKOTA**

IN THE MATTER OF THE ESTABLISHMENT) OF SWITCHED ACCESS RATES FOR) MIDSTATE TELEPHONE COMPANY)))	ORDER GRANTING PETITION TO INTERVENE; ORDER ASSESSING FILING FEE TC97-064
--	---

On June 4, 1997, Midstate Telephone Company (Midstate) filed for approval by the Public Utilities Commission (Commission) its 1996 Intrastate Switched Access Cost Study.

On June 5, 1997, the Commission electronically transmitted notice of the filing and the intervention deadline of June 20, 1997, to interested individuals and entities. On June 19, 1997, the Commission received a Petition for Leave to Intervene from U S WEST Communications, Inc. (U S WEST). U S WEST stated that it is the largest purchaser of switched access from local exchange carriers and it believes that intervention should be granted due to the pecuniary interests involved.

SDCL 49-31-12.6 authorizes the Commission to require a deposit of up to one hundred thousand dollars (\$100,000) in the South Dakota Public Utilities Commission's (SDPUC) regulatory assessment fee fund to defray Commission expenses incident to analyzing and ruling upon this type of filing.

On July 15, 1997, at its regularly scheduled meeting, the Commission considered this matter. The Commission has jurisdiction over this matter pursuant to SDCL 1-26-17.1, 49-1A-9, 49-31-12.6, 49-31-18, 49-31-19 and ARSD 20:10:01:15.02, 20:10:01:15.05, 20:10:27.07 and 20:10:27.14.

The Commission found that U S WEST's Petition to Intervene was timely filed and demonstrates good cause to grant intervention. The Commission further finds that pursuant to SDCL 49-31-12.6, Midstate shall be assessed \$1,000 initially, subject to additional amounts as requested by the Executive Director up to the statutory limit. It is therefore

ORDERED that U S WEST's Petition to Intervene is granted, and it is further

ORDERED that Midstate deposit an initial assessment of \$1,000 in the SDPUC regulatory fee fund and shall deposit any additional amounts as requested by the Executive Director.

Dated at Pierre, South Dakota, this 30th day of July, 1997.

CERTIFICATE OF SERVICE
The undersigned hereby certifies that this document has been served today upon all parties of record in this docket, as listed on the docket service list, by facsimile or by first class mail, in properly addressed envelopes, with charges prepaid thereon.
By: <u>Aldwin Kelbo</u>
Date: <u>7/30/97</u>
(OFFICIAL SEAL)

BY ORDER OF THE COMMISSION.

James A. Burg
JAMES A. BURG, Chairman

Pam Nelson
PAM NELSON, Commissioner

Laska Schoenfelder
LASKA SCHOENFELDER, Commissioner

TC97-064



Martin and Associates, Inc.

CONSULTANTS • PROFESSIONAL ENGINEERS • COMPUTER SPECIALISTS

September 26, 1997

Mr. Harlan Best
Deputy Director
Public Utilities Commission
State of South Dakota
500 East Capitol
Pierre, SD 57501

RECEIVED

SEP 23 1997

SOUTH DAKOTA PUBLIC
UTILITIES COMMISSION

Ref: SD 5248 - 1.7
1996 Cost Study

Dear Harlan:

Per your request on September 23, I am enclosing additional supporting information for the known and measurable changes associated with the 1996 filing by Midstate Telephone Company. The additional information includes work order #3403 and #3407 in reference to Reclassification Entry #10 and #11, respectively.

The supporting information provided on September 23rd includes:

Reclassification Entry #10

- TPUC Summary

Reclassification Entry #11

- Retirement estimates from the Continuing Property Records

Reclassification Entry #12

- Work Order #3405
- Invoices paid to date

Reclassification Entry #13

- Contract P-57

A 1997 Summary of Net Plant Changes, a Nonregulated Removal Worksheet and a Certification Statement are also being provided.



Martin and Associates, Inc.

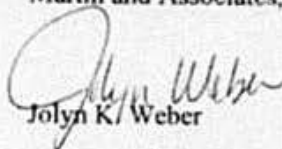
CONSULTANTS • PROFESSIONAL ENGINEERS • COMPUTER SPECIALISTS

September 26, 1997

Page 2 of 2

All of the supporting information is being provided on a proprietary basis. Please stamp the copies and treat the information provided on September 23rd as proprietary also. If you have any questions or require additional information, please feel free to contact me at 605-996-9646.

Sincerely,
Martin and Associates, Inc.


Jolyn K. Weber

JKW/srd
enclosure: Supporting Information
Certification Statement
cc: Mark Benton, Manager



Martin and Associates, Inc.

CONSULTANTS • PROFESSIONAL ENGINEERS • COMPUTER SPECIALISTS

I am Don Lee. I hereby certify that I have overall responsibility for the preparation of all data in the attached 1996 Intrastate Switched Access filing for

Midstate Telephone Company

and that I am authorized to execute this certification. Based on information known to me or provided to me by employees responsible for the preparation of the data in this submission, I hereby certify that the data has been examined and reviewed and is complete, accurate, and consistent with the rules of the South Dakota Public Utilities Commission, to the best of my knowledge.

Date: 9-26-97

Certifying Signature: Don Lee

Name: Don Lee

Title: Director of Settlements

Certification.doc

**SUPPORTING INFORMATION
FOR
12/31/96 COST STUDY**

**MIDSTATE TELEPHONE COMPANY
KIMBALL, SD**

**PREPARED BY:
MARTIN AND ASSOCIATES, INC.
1515 NORTH SANBORN BOULEVARD
MITCHELL, SOUTH DAKOTA 57301-1021
(605)996-9646**

8144
U
19
4
3

NEXT

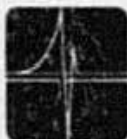
DOCUMENT (S)

BEST IMAGE

POSSIBLE

CONFIDENTIAL 1

TC 97-064



Martin and Associates, Inc.

CONSULTANTS • PROFESSIONAL ENGINEERS • COMPUTER SPECIALISTS

RECEIVED

NOV 12 1997

SOUTH DAKOTA PUBLIC UTILITIES COMMISSION

November 10, 1997

Mr. William Bullard, Jr.
Executive Director
Public Utilities Commission
State of South Dakota
500 East Capitol
Pierre, South Dakota 57501

Ref: SD 5248 - 1.7

Dear Mr. Bullard:

The 1996 Intrastate Switched Access Cost Study for Midstate Telephone Company, which was filed with the PUC on June 2, 1997, has been reviewed by the PUC staff. During their review, PUC staff proposed that Midstate make some revisions to its 1996 test year cost study.

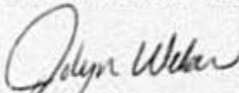
Midstate has made revisions to its cost study. Midstate is under the assumption that these revisions do not set any precedent for future cost studies to be filed by Midstate or other companies. Cost studies filed in the future would be evaluated based on the facts concerning that particular cost study.

The following documentation is included:

1. A revised copy of the program disk.
2. Five (5) revised paper copies of the PUC Summary Forms.

If you have any questions or comments, please feel free to contact me at 605-996-9646.

Sincerely,
Martin and Associates, Inc.


Jolyn K. Weber

JKW/srd
cc: Mark Benton, Manager

RECEIVED

NOV 12 1997

SOUTH DAKOTA PUBLIC
UTILITIES COMMISSION

**1996 REVISED COST STUDY
FOR
MIDSTATE TELEPHONE COMPANY
KIMBALL, SOUTH DAKOTA**

PREPARED BY:

**MARTIN AND ASSOCIATES, INC.
1515 NORTH SANBORN BOULEVARD
MITCHELL, SOUTH DAKOTA 57301-1021
(605)996-9646**

Sheet 'B'
ENDING DECEMBER 31, 1996

07 Nov 97

04:51:16 PM

MIDSTATE TELEPHONE COMPANY

Intrastate

***** FCC PART 36 *****

Revenue Requirement Summary

	(A)	TOTAL COMPANY (B)	Source/ Allocator (C)	Message Telephone Service			Private Line			TOTAL INTRASTATE (I)
				Interstate and Other (D)	Intrastate (E)	Intrastate (F)	Intrastate (G)	Intrastate (H)		
13	State income Tax Rate	0.00%	---	0.00%	0.00%	0.00%	0.00%	0.00%	0.00%	0.00%
14	Federal income Tax Rate	0.00%	---	0.00%	0.00%	0.00%	0.00%	0.00%	0.00%	0.00%
15	Gross Receipts Tax Rate	3.00%	---	3.00%	3.00%	3.00%	3.00%	3.00%	3.00%	3.00%
16										
17										
18	Net Investment	\$9,654,076	C58	\$6,150,793	\$0	\$3,476,819	\$0	\$26,464	\$3,503,283	O.K.
19	Rate of Return	10.00%	---	10.00%	10.00%	10.00%	10.00%	10.00%	10.00%	10.00%
20										
21	Return on Rate Base	\$965,408		\$615,079	\$0	\$347,662	\$0	\$2,646	\$350,329	O.K.
22										
23	AFLEDC	(58,116)	H43	-37,329	0	17,902	0	-173,796	(20,786)	O.K.
24	ITC Amortization	0	H36	0	0	0	0	0	0	O.K.
25	Other Return Adjustments	0	V242	0	0	0	0	0	0	O.K.
26										
27	Net Return	\$907,292		\$577,750	\$0	\$327,069	\$0	\$2,473	\$329,542	O.K.
28										
29	Contributions	0	H52	0	0	0	0	0	0	O.K.
30	Interest Expense	428,865	H44	273,057	0	154,633	0	1,165	155,798	O.K.
31	Capital Lease Expense	0	H46	0	0	0	0	0	0	O.K.
32	Capitalized Payroll Taxes	0	H36	0	0	0	0	0	0	O.K.
33	Depreciation Adjustment	0	H36	0	0	0	0	0	0	O.K.
34	Other Income Adjustments	0	V248	0	0	0	0	0	0	O.K.
35										
36	After Tax Income	\$478,437		\$304,693	\$0	\$172,436	\$0	\$1,308	\$173,743	O.K.
37										
38	State Income Taxes	\$0	Formula	\$0	\$0	\$0	\$0	\$0	\$0	O.K.
39	Federal Income Taxes	0	Formula	0	0	0	0	0	0	O.K.
40	Operating Expenses and Taxes	1,804,808	I196	1,133,940	0	666,024	0	4,924	670,948	O.K.
41	Uncollectibles	0	V249	0	0	0	0	0	0	O.K.
42	Other Revenue Adjustments	0	V250	0	0	0	0	0	0	O.K.
43										
44	Net Revenue	\$2,712,179	Formula	\$1,711,690	\$0	\$993,093	\$0	\$7,397	\$1,000,490	O.K.
45	Gross Receipts Taxes	83,862	V251	52,939	0	30,714	0	229	30,943	O.K.
46	Other Revenue Taxes	0		0	0	0	0	0	0	O.K.
47	TOTAL REVENUE REQUIREMENT	\$2,796,061		\$1,764,629	\$0	\$1,023,807	\$0	\$7,626	\$1,031,433	O.K.

AS REVISED 11-10-97

Sheet 'C'
ENDING DECEMBER 31, 1996

07 Nov-97

4:51:16 PM

MIDSTATE TELEPHONE COMPANY

	Intrastate										TOTAL INTRASTATE
	TOTAL COMPANY		Message Telephone Service			Private Line					
(A)	(B)	(C)	(D)	(E)	(F)	(G)	(H)	(I)	(J)	(K)	
13 Land and Support Investment	\$1,978,353	033	\$1,270,757	\$0	\$701,702	\$0	\$5,494	\$107,596		O.K.	
14 COE Operator Equipment	\$0	D43	\$0	\$0	\$0	\$0	\$0	\$0		O.K.	
15 COE Switching Equipment	4,084,887	C08	2,440,524	0	1,644,363	0	0	1,644,363		O.K.	
17 COE Transmission Equipment	1,497,350	D85	876,007	0	618,253	0	3,085	621,343		O.K.	
18 Total COE	\$5,562,236		\$5,316,531	\$0	\$2,262,620	\$0	\$3,085	\$2,265,705		O.K.	
19 Int'l. Orig./Term. Equipment	0	D94	0	0	0	0	0	0		O.K.	
20 Cable and Wire Facilities	8,009,441	D137	5,433,090	0	2,568,855	0	37,495	2,606,350		O.K.	
22 Total COE, INT., C&WF	\$13,021,677		\$8,749,621	\$0	\$4,831,476	\$0	\$40,580	\$4,872,055		O.K.	
24 Total Capital Leases	\$0	D173	\$0	\$0	\$0	\$0	\$0	\$0		O.K.	
26 Leasehold Improvements	\$0	D186	\$0	\$0	\$0	\$0	\$0	\$0		O.K.	
28 Intangible Assets	\$0	D209	\$0	\$0	\$0	\$0	\$0	\$0		O.K.	
31 Total Tele. Pl. In Service	\$15,600,000		\$10,020,378	\$0	\$5,533,178	\$0	\$46,473	\$5,579,651		O.K.	
34 Plant Held, Future Use	\$0	D214,215	\$0	\$0	\$0	\$0	\$0	\$0		O.K.	
35 TPUC, Short term	0	D216,217	0	0	0	0	0	0		O.K.	
36 TPUC, Long term	267,843	D218,219	172,044	0	95,001	0	798	96,799		O.K.	
37 Tel Pl. Adjustment	0	D220,221	0	0	0	0	0	0		O.K.	
38 Total Other Tel Pl.	\$267,843		\$172,044	\$0	\$95,001	\$0	\$798	\$96,799		O.K.	
40											
41											
42 TOTAL TELEPHONE PLANT	\$15,867,873		\$10,192,422	\$0	\$5,628,179	\$0	\$47,271	\$5,675,451		O.K.	

MIDSTATE TELEPHONE COMPANY

AS REVISED 11-10-97

	TOTAL COMPANY		Source/ Allocate	Message Telephone Service			TOTAL INTRASTATE
	(B)	(C)		InterLATA (E)	InterLATA (F)	InterLATA (G)	
63 CAT 3 Local Sw. Allocable	\$3,416,777	G15	\$0	\$1,310,519	\$0	\$0	\$1,310,519
64 CAT 3 Local Sw. Direct	0	V40	0	0	0	0	0
65 Total CAT 3	\$3,416,777		\$0	\$1,310,519	\$0	\$0	\$1,310,519
66 Total COE Sw. CAT 2&3	\$4,066,727		\$0	\$1,644,363	\$0	\$0	\$1,644,363
69							
70							
71 CODE TRANSMISSION							
72 CAT 4-12 Exchange Trunk	\$304,806	L23	\$0	\$0	\$0	\$0	\$0
74 CAT 4-12 Exch. Tr. Direct	0	V42	0	0	0	0	0
75 CAT 4-13 Exch. Ln. Message	174,767	G13	0	43,692	0	0	43,692
76 CAT 4-13 PL, WATS, Local	2,574	F18	0	0	0	936	936
77 CAT 4-13 Direct	0	V45	0	0	0	0	0
78 CAT 4-23 Message	1,008,095	G18	0	574,566	0	0	574,566
79 CAT 4-23 PL, WATS	0	F24	0	0	0	0	0
80 CAT 4-23 Direct	7,108	V48	0	0	0	2,149	2,149
81 CAT 4-3 HVR Message	0	G29	0	0	0	0	0
82 CAT 4-3 WATS	0	V50	0	0	0	0	0
83 CAT 4-3 Direct	0	V51	0	0	0	0	0
84							
85 Total COE CAT 4	\$1,497,350		\$0	\$616,258	\$0	\$3,095	\$621,343
86							
87							
88 INFORMATION ORIGINATOR/TERMINATION							
89							
90 CAT 1 Other IOT Equipment	\$0	G13	\$0	\$0	\$0	\$0	\$0
91 CAT 1 Coinless Pay Phones	0	G18	0	0	0	0	0
92 CAT 2 CP Equipment	0	V70	0	0	0	0	0
93							
94 Total IOT Equipment	\$0		\$0	\$0	\$0	\$0	\$0
95							
96							

MIDSTATE TELEPHONE COMPANY

AS REVISED 11-10-97

Intrastate

..... FCC PART 36
Plant Investment Detail

(A)	TOTAL COMPANY (B)	Source Allocate (C)	Intrastate and Other (D)	Message Telephone Service		Private Line		TOTAL INTRASTATE (I)
				InterLATA (E)	InterLATA (F)	InterLATA (G)	InterLATA (H)	
111 CABLE AND WIRE FACILITIES								
112 CAT 1.1 InterLATA PL/WATS	82,804	F31	\$52,566	\$0	\$0	\$0	\$30,038	O.K.
114 CA* 1.2 InterLATA PL/WATS	0	F31	0	0	0	0	0	O.K.
115 CAT 1.3 Joint Message	5,607,652	G13	4,205,738	0	1,401,913	0	1,401,913	O.K.
116 Other CAT 1 CA/WF	0	V74	0	0	0	0	0	O.K.
117								
118 Total CAT 1 CA/WF	\$5,690,256		\$4,258,305	\$0	\$1,401,913	\$0	\$30,038	O.K.
119								
120 CAT 2 CA/WF	\$311,335	G28	\$311,335	\$0	\$0	\$0	\$0	O.K.
121 CAT 2 CA/WF, Weekend	0	V76	0	0	0	0	0	O.K.
122								
123 Total CAT 2 CA/WF	\$311,335		\$311,335	\$0	\$0	\$0	\$0	O.K.
124								
125 CAT 3 Joint Message	2,005,369	G17	838,427	0	1,166,942	0	0	O.K.
126 CAT 3 PL/WATS etc.	0	F36	0	0	0	0	0	O.K.
127 CAT 3 Direct	32,481	V79	25,024	0	0	0	7,457	O.K.
128								
129 Total CAT 3 CA/WF	\$2,037,850		\$863,451	\$0	\$1,166,942	\$0	\$7,457	O.K.
130								
131 CAT 4 Message	\$0	G29	\$0	\$0	\$0	\$0	\$0	O.K.
132 CAT 4 WATS	0	V81	0	0	0	0	0	O.K.
133 CAT 4 Direct	0	V82	0	0	0	0	0	O.K.
134								
135 Total CAT 4 CA/WF	\$0		\$0	\$0	\$0	\$0	\$0	O.K.
136								
137 TOTAL CA/WF	\$8,038,141		\$5,433,090	\$0	\$2,568,855	\$0	\$37,495	\$2,600,350
138								
139								
140 CAPITAL LEASES								
141								
142 Allocable Support Leases	\$0	H14	\$0	\$0	\$0	\$0	\$0	O.K.
143 Direct Support Leases	0	V84	0	0	0	0	0	O.K.
144								
145 Total Support Leases	\$0		\$0	\$0	\$0	\$0	\$0	O.K.

Sheet 'D'
ENDING DECEMBER 31, 1996

07-Nov-97

04:51:16 PM

MIDSTATE TELEPHONE COMPANY

AS REVISED 11-10-97

(A) FCC PART 36 Plant Investment Detail	(B) TOTAL COMPANY	(C) Source/ Allocator	Intrastate				(H) TOTAL INTRASTATE
			(D) Intrastate and Other	(E) Intrastate Message Telephone Service	(F) Intrastate Intrastate	(G) Intrastate Intrastate	
161 COE Operator	\$0	H16	\$0	\$0	\$0	\$0	OK
162 COE Tandem Switch	0	H17	0	0	0	0	OK
163 COE Local Switch	0	H18	0	0	0	0	OK
164 COE Transmission	0	H20	0	0	0	0	OK
165 COE Direct	0	V89	0	0	0	0	OK
166 Total COE Leases	\$0		\$0	\$0	\$0	\$0	OK
169 IOT Leases	\$0	V90	\$0	\$0	\$0	\$0	OK
171 CAWF Leases	\$0	V91	\$0	\$0	\$0	\$0	OK
173 TOTAL CAPITAL LEASES	\$0		\$0	\$0	\$0	\$0	OK
174							OK
175 LEASEHOLD IMPROVEMENTS							
177							
178 Land and Support Assets	\$0	H14	\$0	\$0	\$0	\$0	OK
179 COE Switching	0	H18	0	0	0	0	OK
180 COE Operator	0	H16	0	0	0	0	OK
181 COE Transmission	0	H20	0	0	0	0	OK
182 IOT	0	V96	0	0	0	0	OK
183 CAWF	0	V97	0	0	0	0	OK
184 Other	0	V98	0	0	0	0	OK
185 TOTAL LEASEHOLD IMPROVEMENT	\$0		\$0	\$0	\$0	\$0	OK
187							
188	\$15,600,030		\$0	\$5,533,178	\$0	\$46,473	\$5,579,631
189 TIPS, EXCL ACCT. No. 2690			\$10,020,378		\$0		

AS REVISED 11-10-97

Sheet "D"
ENDING DECEMBER 31, 1996

07-Nov-97

04:51:16 PM

MIDSTATE TELEPHONE COMPANY

	(A)	TOTAL COMPANY	Source/ Allocator	(D)	Intrastate				TOTAL INTRASTATE
					(B)	(E)	(F)	(G)	
***** FCC PART 36 *****									
Plant Investment Detail									
204	INTANGIBLE ASSETS:								
205	Allocable Acct. No. 2090	\$0	H06	\$0	\$0	\$0	\$0	\$0	\$0
206	Direct Acct. No. 2090	0	V100	0	0	0	0	0	0
208	Total Intangible Assets	\$0		\$0	\$0	\$0	\$0	\$0	\$0
210									
211	OTHER TELEPHONE PLANT:								
212	Held for Fut. Use - Alloc.	\$0		\$0	\$0	\$0	\$0	\$0	\$0
213	Held for Fut. Use - Direct	0		0	0	0	0	0	0
214	TPUC - Short Term - Alloc.	0	H05	0	0	0	0	0	0
215	TPUC - Short Term - Direct	0	V124	0	0	0	0	0	0
216	TPUC - Long Term - Alloc.	267,843	H05	172,044	95,801	0	0	798	96,799
217	TPUC - Long Term - Direct	0	V126	0	0	0	0	0	0
218	Total Other Telephone Plant	267,843		172,044	95,801	0	0	798	96,799
219									
220	Total Other Telephone Plant	267,843		172,044	95,801	0	0	798	96,799
221									
222									
223	Total Other Telephone Plant	267,843		172,044	95,801	0	0	798	96,799

AS REVISED 11-10-97

Sheet 1*
ENDING DECEMBER 31, 1996

07-Nov-97

04:51:16 PM

MIDSTATE TELEPHONE COMPANY

Private Line

***** FCC PART 36 *****
Functional Distribution
of Selected Investments

(A)

13 TRANS CCT EQUIPMENT

14 Working Loops
15 Avg. Cost per Loop
16 CAT 4 13 Exch Ln. Invest
17
18
19

20
21 Circuit Terminations
22 Avg. Cost per Termination
23
24 CAT 4 23 Other IX
25

26 C&WF INVESTMENT

27
28 Working Loops
29 Loops Factor
30 CAT 1 Exchange C&WF
31
32

33
34 Equivalent IX Circuit M/Ins
35 IX Cct Miles Factor
36 CAT 3 Interexch. C&WF

Interstate

InterLATA

InterLATA

InterLATA

InterLATA

InterLATA

InterLATA

InterLATA

InterLATA

InterLATA

InterLATA

InterLATA

InterLATA

InterLATA

InterLATA

InterLATA

InterLATA

InterLATA

InterLATA

InterLATA

InterLATA

InterLATA

InterLATA

InterLATA

InterLATA

InterLATA

InterLATA

InterLATA

InterLATA

InterLATA

InterLATA

InterLATA

InterLATA

InterLATA

InterLATA

InterLATA

InterLATA

InterLATA

InterLATA

InterLATA

InterLATA

InterLATA

InterLATA

InterLATA

InterLATA

InterLATA

InterLATA

InterLATA

InterLATA

InterLATA

InterLATA

InterLATA

InterLATA

InterLATA

InterLATA

InterLATA

InterLATA

InterLATA

InterLATA

InterLATA

InterLATA

Joint Use
Message

Joint Use
Message

Joint Use
Message

Joint Use
Message

Joint Use
Message

Joint Use
Message

Joint Use
Message

Joint Use
Message

Joint Use
Message

Joint Use
Message

Joint Use
Message

Joint Use
Message

Joint Use
Message

Joint Use
Message

Joint Use
Message

Joint Use
Message

Joint Use
Message

Joint Use
Message

Joint Use
Message

Joint Use
Message

Joint Use
Message

Joint Use
Message

Joint Use
Message

Joint Use
Message

Joint Use
Message

Joint Use
Message

Joint Use
Message

Joint Use
Message

Joint Use
Message

Joint Use
Message

Joint Use
Message

Joint Use
Message

Joint Use
Message

Joint Use
Message

Joint Use
Message

Joint Use
Message

Joint Use
Message

Joint Use
Message

Joint Use
Message

Joint Use
Message

Joint Use
Message

Joint Use
Message

Joint Use
Message

Joint Use
Message

Joint Use
Message

Joint Use
Message

Joint Use
Message

Joint Use
Message

Joint Use
Message

Joint Use
Message

Joint Use
Message

Joint Use
Message

Joint Use
Message

Joint Use
Message

Joint Use
Message

Joint Use
Message

Joint Use
Message

Joint Use
Message

Joint Use
Message

Joint Use
Message

TOTAL
COMPANY

TOTAL
COMPANY

TOTAL
COMPANY

TOTAL
COMPANY

TOTAL
COMPANY

TOTAL
COMPANY

TOTAL
COMPANY

TOTAL
COMPANY

TOTAL
COMPANY

TOTAL
COMPANY

TOTAL
COMPANY

TOTAL
COMPANY

TOTAL
COMPANY

TOTAL
COMPANY

TOTAL
COMPANY

TOTAL
COMPANY

TOTAL
COMPANY

TOTAL
COMPANY

TOTAL
COMPANY

TOTAL
COMPANY

TOTAL
COMPANY

TOTAL
COMPANY

TOTAL
COMPANY

TOTAL
COMPANY

TOTAL
COMPANY

TOTAL
COMPANY

TOTAL
COMPANY

TOTAL
COMPANY

TOTAL
COMPANY

TOTAL
COMPANY

TOTAL
COMPANY

TOTAL
COMPANY

TOTAL
COMPANY

TOTAL
COMPANY

TOTAL
COMPANY

TOTAL
COMPANY

TOTAL
COMPANY

TOTAL
COMPANY

TOTAL
COMPANY

TOTAL
COMPANY

TOTAL
COMPANY

TOTAL
COMPANY

TOTAL
COMPANY

TOTAL
COMPANY

TOTAL
COMPANY

TOTAL
COMPANY

TOTAL
COMPANY

TOTAL
COMPANY

TOTAL
COMPANY

TOTAL
COMPANY

TOTAL
COMPANY

TOTAL
COMPANY

TOTAL
COMPANY

TOTAL
COMPANY

TOTAL
COMPANY

TOTAL
COMPANY

TOTAL
COMPANY

TOTAL
COMPANY

TOTAL
COMPANY

TOTAL
COMPANY

Extended Area
Service

Extended Area
Service

Extended Area
Service

Extended Area
Service

Extended Area
Service

Extended Area
Service

Extended Area
Service

Extended Area
Service

Extended Area
Service

Extended Area
Service

Extended Area
Service

Extended Area
Service

Extended Area
Service

Extended Area
Service

Extended Area
Service

Extended Area
Service

Extended Area
Service

Extended Area
Service

Extended Area
Service

Extended Area
Service

Extended Area
Service

Extended Area
Service

Extended Area
Service

Extended Area
Service

Extended Area
Service

Extended Area
Service

Extended Area
Service

Extended Area
Service

Extended Area
Service

Extended Area
Service

Extended Area
Service

Extended Area
Service

Extended Area
Service

Extended Area
Service

Extended Area
Service

Extended Area
Service

Extended Area
Service

Extended Area
Service

Extended Area
Service

Extended Area
Service

Extended Area
Service

Extended Area
Service

Extended Area
Service

Extended Area
Service

Extended Area
Service

Extended Area
Service

Extended Area
Service

Extended Area
Service

Extended Area
Service

Extended Area
Service

Extended Area
Service

Extended Area
Service

Extended Area
Service

Extended Area
Service

Extended Area
Service

Extended Area
Service

Extended Area
Service

Extended Area
Service

Extended Area
Service

Extended Area
Service

Other

Other

Other

Other

Other

Other

Other

Other

Other

Other

Other

Other

Other

Other

Other

Other

Other

Other

Other

Other

Other

Other

Other

Other

Other

Other

Other

Other

AS REVISED 11-10-97

Sheet "N"
ENDING DECEMBER 31, 1996

MIDSTATE TELEPHONE COMPANY

07 Nov 97

04:51:16 PM

	Internal Allocation Factors		Intrastate					Private Line		TOTAL INTRASTATE	
	(A)	(B)	(C)	(D)	(E)	(F)	(G)	(H)	(I)		
13 Support Assets	1,000,000	D31	0.642331	0.000000	0.000000	0.354690	0.000000	0.000000	0.002979	0.357669	O.K.
14 Land and Support Assets	1,000,000	D03	0.642331	0.000000	0.000000	0.354690	0.000000	0.000000	0.002979	0.357669	O.K.
15 COE Operator	0.000000	D43	0.000000	0.000000	0.000000	0.000000	0.000000	0.000000	0.000000	0.000000	O.K.
17 COE Tandem Switching	1,000,000	D49	0.502315	0.000000	0.000000	0.499685	0.000000	0.000000	0.000000	0.499685	O.K.
18 COE Local Switching	1,000,000	D66	0.616446	0.000000	0.000000	0.383554	0.000000	0.000000	0.000000	0.383554	O.K.
19 COE Total Switching	1,000,000	D68	0.597452	0.000000	0.000000	0.402548	0.000000	0.000000	0.000000	0.402548	O.K.
20 COE Transmission	1,000,000	D85	0.565039	0.000000	0.000000	0.434961	0.000000	0.000000	0.000000	0.434961	O.K.
21 Total COE	1,000,000	C19	0.594122	0.000000	0.000000	0.405325	0.000000	0.000000	0.000553	0.405878	O.K.
22 Info. Orig./Term. CAT 1	0.000000	D90	0.000000	0.000000	0.000000	0.000000	0.000000	0.000000	0.000000	0.000000	O.K.
24 Info. Orig./Term. CAT 2	0.000000	D92	0.000000	0.000000	0.000000	0.000000	0.000000	0.000000	0.000000	0.000000	O.K.
25 Total IDT	0.000000	D94	0.000000	0.000000	0.000000	0.000000	0.000000	0.000000	0.000000	0.000000	O.K.
26 CAWF CAT 1	1,000,000	D118	0.748350	0.000000	0.000000	0.246371	0.000000	0.000000	0.000000	0.251650	O.K.
28 CAWF CAT 2	1,000,000	D120	1.000000	0.000000	0.000000	0.000000	0.000000	0.000000	0.000000	0.000000	O.K.
29 CAWF CAT 3	1,000,000	D129	0.423707	0.000000	0.000000	0.576293	0.000000	0.000000	0.000000	0.576293	O.K.
30 CAWF CAT 4	0.000000	D135	0.000000	0.000000	0.000000	0.000000	0.000000	0.000000	0.000000	0.000000	O.K.
31 Total CAWF	1,000,000	D137	0.675804	0.000000	0.000000	0.319532	0.000000	0.000000	0.004664	0.324196	O.K.
32 Total Equipment	1,000,000	C23	0.642331	0.000000	0.000000	0.354690	0.000000	0.000000	0.002979	0.357669	O.K.
34 TPIS	1,000,000	C32	0.642331	0.000000	0.000000	0.354690	0.000000	0.000000	0.002979	0.357669	O.K.
36 TPIS excl. Acct No 2690	1,000,000	D169	0.642331	0.000000	0.000000	0.354690	0.000000	0.000000	0.002979	0.357669	O.K.
38 Pre. Syst. Fut. Use	0.000000	D215	0.000000	0.000000	0.000000	0.000000	0.000000	0.000000	0.000000	0.000000	O.K.
39 Total Tangible Assets	0.000000	C25	0.000000	0.000000	0.000000	0.000000	0.000000	0.000000	0.000000	0.000000	O.K.
41 Total Intangible Assets	0.000000	C29	0.000000	0.000000	0.000000	0.000000	0.000000	0.000000	0.000000	0.000000	O.K.
42 Long Term PUC	1,000,000	C36	0.642331	0.000000	0.000000	0.354690	0.000000	0.000000	0.002979	0.357669	O.K.
44 Net Telephone Plant	1,000,000	C61	0.636711	0.000000	0.000000	0.363289	0.000000	0.000000	0.002718	0.363289	O.K.
45 Total Net Investment	1,000,000	C68	0.637119	0.000000	0.000000	0.361140	0.000000	0.000000	0.002741	0.362981	O.K.
46 Capital Leases	0.000000	D173	0.000000	0.000000	0.000000	0.000000	0.000000	0.000000	0.000000	0.000000	O.K.
47 Tot. Bus. Chg. Cost Serv.	1,000,000	I141	0.726167	0.000000	0.000000	0.270659	0.000000	0.000000	0.001174	0.273833	O.K.
49 Total "BIG THREE" Expenses	1,000,000	I170	0.663617	0.000000	0.000000	0.333608	0.000000	0.000000	0.002776	0.336383	O.K.
52 Corporate Operations Expense	1,000,000	I185	0.551178	0.000000	0.000000	0.446560	0.000000	0.000000	0.002262	0.448832	O.K.

1.0965546E-07

1.0304978E-07

MIDSTATE TELEPHONE COMPANY

AS REVISED 11-10-97

	Interstate										
	TOTAL COMPANY (B)	Source Allocator (C)	Interstate and Other (D)	Message Telephone Service		Private Line		TOTAL INTERSTATE (I)			
				Inter-LATA (E)	Intra-LATA (F)	Inter-LATA (G)	Intra-LATA (H)				
13 Support Assets	1,000,000	D31	0,642,331	0,000,000	0,354,690	0,000,000	0,002,979	0,357,669	O.K.	0,357,669	O.K.
14 Land and Support Assets	1,000,000	D33	0,642,331	0,000,000	0,354,690	0,000,000	0,002,979	0,357,669	O.K.	0,357,669	O.K.
15 COE Operator	0,000,000	D43	0,000,000	0,000,000	0,000,000	0,000,000	0,000,000	0,000,000	O.K.	0,000,000	O.K.
16 COE Tandem Switching	1,000,000	D49	0,500,115	0,000,000	0,499,885	0,000,000	0,000,000	0,499,885	O.K.	0,499,885	O.K.
17 COE Local Switching	1,000,000	D66	0,164,846	0,000,000	0,303,554	0,000,000	0,000,000	0,303,554	O.K.	0,303,554	O.K.
18 COE Total Switching	1,000,000	D68	0,597,452	0,000,000	0,432,548	0,000,000	0,000,000	0,432,548	O.K.	0,432,548	O.K.
19 COE Transmission	1,000,000	D85	0,582,339	0,000,000	0,417,967	0,000,000	0,000,000	0,417,967	O.K.	0,417,967	O.K.
20 COE Transmission	1,000,000	D85	0,582,339	0,000,000	0,417,967	0,000,000	0,000,000	0,417,967	O.K.	0,417,967	O.K.
21 Total COE	1,000,000	C19	0,594,122	0,000,000	0,405,325	0,000,000	0,000,000	0,405,325	O.K.	0,405,325	O.K.
22											
23 Info. Orig./Term. CAT 1	0,000,000	D90	0,000,000	0,000,000	0,000,000	0,000,000	0,000,000	0,000,000	O.K.	0,000,000	O.K.
24 Info. Orig./Term. CAT 2	0,000,000	D92	0,000,000	0,000,000	0,000,000	0,000,000	0,000,000	0,000,000	O.K.	0,000,000	O.K.
25 Total IOI	0,000,000	D94	0,000,000	0,000,000	0,000,000	0,000,000	0,000,000	0,000,000	O.K.	0,000,000	O.K.
26											
27 CAWF CAT 1	1,000,000	D118	0,740,970	0,000,000	0,246,371	0,000,000	0,000,000	0,000,000	O.K.	0,000,000	O.K.
28 CAWF CAT 2	1,000,000	D120	1,000,000	0,000,000	0,000,000	0,000,000	0,000,000	0,000,000	O.K.	0,000,000	O.K.
29 CAWF CAT 3	1,000,000	D129	0,423,707	0,000,000	0,576,334	0,000,000	0,000,000	0,000,000	O.K.	0,000,000	O.K.
30 CAWF CAT 4	0,000,000	D135	0,000,000	0,000,000	0,000,000	0,000,000	0,000,000	0,000,000	O.K.	0,000,000	O.K.
31 Total CAWF	1,000,000	D137	0,675,684	0,000,000	0,195,322	0,000,000	0,000,000	0,000,000	O.K.	0,000,000	O.K.
32											
33 Total Equipment	1,000,000	C23	0,642,331	0,000,000	0,354,690	0,000,000	0,002,979	0,357,669	O.K.	0,357,669	O.K.
34											
35 TPIS	1,000,000	C32	0,642,331	0,000,000	0,354,690	0,000,000	0,002,979	0,357,669	O.K.	0,357,669	O.K.
36 TPIS, excl. Acct. No. 2690	1,000,000	D189	0,642,331	0,000,000	0,354,690	0,000,000	0,002,979	0,357,669	O.K.	0,357,669	O.K.
37											
38 Pl. Held. Fed. Use	0,000,000	D215	0,000,000	0,000,000	0,000,000	0,000,000	0,000,000	0,000,000	O.K.	0,000,000	O.K.
39											
40 Total Tangible Assets	0,000,000	C25	0,000,000	0,000,000	0,000,000	0,000,000	0,000,000	0,000,000	O.K.	0,000,000	O.K.
41 Total Intangible Assets	0,000,000	C29	0,000,000	0,000,000	0,000,000	0,000,000	0,000,000	0,000,000	O.K.	0,000,000	O.K.
42											
43 Long Term PLIC	1,000,000	C36	0,642,331	0,000,000	0,354,690	0,000,000	0,002,979	0,357,669	O.K.	0,357,669	O.K.
44 Net Telephone Plant	1,000,000	C61	0,636,711	0,000,000	0,360,572	0,000,000	0,002,718	0,363,289	O.K.	0,363,289	O.K.
45 Total Net Investment	1,000,000	C68	0,637,119	0,000,000	0,361,140	0,000,000	0,002,741	0,362,881	O.K.	0,362,881	O.K.
46 Capital Leases	0,000,000	D173	0,000,000	0,000,000	0,000,000	0,000,000	0,000,000	0,000,000	O.K.	0,000,000	O.K.
47											
48 Tot. Bus. Oth., Cust. Serv.	1,000,000	1141	0,726,167	0,000,000	0,276,559	0,000,000	0,003,174	0,278,873	O.K.	0,278,873	O.K.
49											
50 Total "BIO THREE" Expenses	1,000,000	1170	0,663,617	0,000,000	0,333,608	0,000,000	0,002,776	0,336,383	O.K.	0,336,383	O.K.
51											
52 Corporate Operations Expense	1,000,000	1185	0,551,178	0,000,000	0,446,560	0,000,000	0,002,262	0,448,822	O.K.	0,448,822	O.K.

1 0965548E 07

1 0304978E 07

MIDSTATE TELEPHONE COMPANY

AS REVISED 11-10-97

(A)	(B)	(C)	(D)	Intrastate			(G)	(H)	(I)
				Message Telephone Service	Private Line	TOTAL			
Operating Expenses and Taxes	TOTAL COMPANY	Source/ Allocator	Intestate and Other	Intra-LATA	Inter-LATA	Intra-LATA	Intra-LATA	Intra-LATA	TOTAL INTRASTATE
	(B)	(C)	(D)	(E)	(F)	(G)	(H)	(I)	
13 PLANT SPEC. OPER. EXPENSE									
14 Network Support, Alloc.	\$0	H14	\$0	\$0	\$0	\$0	\$0	\$0	O.K.
15 Network Support, Direct	0	V149	0	0	0	0	0	0	O.K.
16 Total Network Support Exp.	\$0		\$0	\$0	\$0	\$0	\$0	\$0	O.K.
19 General Support, Alloc.	\$32,381	H14	\$20,799	\$0	\$11,485	\$0	\$96	\$11,562	O.K.
20 General Support, Direct	0	V151	0	0	0	0	0	0	O.K.
21 Total General Support Exp.	\$32,381		\$20,799	\$0	\$11,485	\$0	\$96	\$11,562	O.K.
24 Central Office Eq. Alloc.	\$25,084	H21	\$44,609	\$0	\$30,434	\$0	\$41	\$30,475	O.K.
25 Central Office Eq., Direct	(33,107)	V153	(14,238)	0	(18,870)	0	0	(18,870)	O.K.
26 Total COE Exp.	\$41,977		\$30,372	\$0	\$11,564	\$0	\$41	\$11,605	O.K.
29 Cust. Premises Equip.	\$0	H24	\$0	\$0	\$0	\$0	\$0	\$0	O.K.
30 Costless Pay Phone	0	O18	0	0	0	0	0	0	O.K.
32 Other IOT	0	H23	0	0	0	0	0	0	O.K.
33 IOT Direct	0	V157	0	0	0	0	0	0	O.K.
34 Total IOT Exp.	\$0		\$0	\$0	\$0	\$0	\$0	\$0	O.K.
36 Cable & Wire, Alloc.	\$94,901	H31	\$64,134	\$0	\$30,324	\$0	\$443	\$30,766	O.K.
37 Cable & Wire, Direct	77,335	V159	33,439	0	43,896	0	0	43,896	O.K.
38 Total C&WF Exp.	\$172,236		\$97,574	\$0	\$74,220	\$0	\$443	\$74,662	O.K.
41 TOTAL P.L.T. SPEC. OPER. EXP.	\$246,594		\$148,745	\$0	\$97,269	\$0	\$681	\$97,849	O.K.
43 TOTAL P.L.T. SPEC. ** SUPPORT	\$214,213		\$127,945	\$0	\$85,784	\$0	\$484	\$86,268	O.K.

MIDSTATE TELEPHONE COMPANY

AS REVISED 11-10-97

	Intrastate									
	TOTAL COMPANY (B)	Source/ Allocation (C)	Interstate and Other (D)	Message Telephone Service			Private Line			TOTAL INTRASTATE (I)
(A)				InterLATA (E)	InterLATA (F)	InterLATA (G)	InterLATA (H)			
58 NON-SPECIFIC OPER. EXP.										
59										
60 Oth. Pk. and Equip. Alloc.	\$0	H06	\$0	\$0	\$0	\$0	\$0	\$0	\$0	O.K.
61 Oth. Pk. and Equip. Direct	0	V177	0	0	0	0	0	0	0	O.K.
62										
63 Total Oth. Pk. & Equip.	\$0		\$0	\$0	\$0	\$0	\$0	\$0	\$0	O.K.
64										
65 Network Operations, Alloc.	\$73,796	H03	\$47,401	\$0	\$36,175	\$0	\$220	\$26,396	\$26,396	O.K.
66 Network Operations, Direct	0	V179	0	0	0	0	0	0	0	O.P.
67										
68 Total Network Oper. Exp.	\$73,796		\$47,401	\$0	\$36,175	\$0	\$220	\$26,396	\$26,396	O.K.
69										
70 Total Access Expenses	\$0	V180	\$0	\$0	\$0	\$0	\$0	\$0	\$0	O.K.
71										
72 Dep. - Support Assets	\$90,367	H13	\$68,045	\$0	\$32,052	\$0	\$299	\$32,321	\$32,321	O.K.
73 Dep. - COE Switching	244,410	V112	146,023	0	98,387	0	0	98,387	98,387	O.K.
74 Dep. - COE Operator	0	H16	0	0	0	0	0	0	0	O.K.
75 Dep. - COE Transmission	80,893	H20	47,325	0	33,401	0	167	33,567	33,567	O.K.
76 Dep. - IOT Equipment	0	H25	0	0	0	0	0	0	0	O.K.
77 Dep. - C&W Facilities	439,127	H31	296,764	0	140,315	0	2,048	142,363	142,363	O.K.
78 Dep. - P&U	0	H38	0	0	0	0	0	0	0	O.K.
79										
80 Total Depreciation Expense	\$854,797		\$548,158	\$0	\$304,155	\$0	\$2,484	\$306,639	\$306,639	O.K.
81										
82 Amort. Tangible Assets	\$0	H40	\$0	\$0	\$0	\$0	\$0	\$0	\$0	O.K.
83 Amort. Intangible Assets	0	H41	0	0	0	0	0	0	0	O.K.
84 Other Amortization	0	V189	0	0	0	0	0	0	0	O.K.
85 Direct Assigned Amort.	0	V190	0	0	0	0	0	0	0	O.K.
86										
87 Total Amortization Exp.	\$0		\$0	\$0	\$0	\$0	\$0	\$0	\$0	O.K.
88										
89 Total Depr. and Amort.	\$854,797		\$548,158	\$0	\$304,155	\$0	\$2,484	\$306,639	\$306,639	O.K.
90										
91 TOTAL NON-SPEC. OPER. EXP.	\$928,593		\$595,560	\$0	\$330,329	\$0	\$2,704	\$333,033	\$333,033	O.K.

MIDSTATE TELEPHONE COMPANY

AS REVISED 11-10-97

	Intrastate										
	TOTAL COMPANY (B)	Source Allocator (C)	Interstate and Other (D)	Message Telephone Service				Private Line		TOTAL INTRASTATE (I)	
				Inter-LATA (E)	Intra-LATA (F)	Inter-LATA (G)	Intra-LATA (H)	Inter-LATA (J)	Intra-LATA (K)		
CUSTOMER OPERATIONS EXPENSE											
105 Marketing, Allocable	\$0	G35	\$0	\$0	\$0	\$0	\$0	\$0	\$0	\$0	O.K.
106 Marketing, Direct	0	V192	0	0	0	0	0	0	0	0	O.K.
109 Total Marketing Expense	\$0		\$0	\$0	\$0	\$0	\$0	\$0	\$0	\$0	O.K.
110 Operator Service, Alloc.	\$0	G24	\$0	\$0	\$0	\$0	\$0	\$0	\$0	\$0	O.K.
111 Operator Service, Direct	0	V194	0	0	0	0	0	0	0	0	O.K.
112 Total Operator Service	\$0		\$0	\$0	\$0	\$0	\$0	\$0	\$0	\$0	O.K.
113 Classified Directory	\$0	V195	\$0	\$0	\$0	\$0	\$0	\$0	\$0	\$0	O.K.
114 Alphabetical Directory	979	G19	791	108	108	0	0	0	0	108	O.K.
115 Foreign Directory	0	G46	0	0	0	0	0	0	0	0	O.K.
116 Total Directory	\$979		\$791	\$108	\$108	\$0	\$0	\$0	\$0	\$108	O.K.
117 Bus. O.K., EU PressSubscription	\$13,796	G36	\$6,074	\$0	\$5,721	\$0	\$0	\$0	\$0	\$5,721	O.K.
118 Bus. O.K., EU MTS & WATS	33,139	G37	13,712	0	19,427	0	0	0	0	19,427	O.K.
119 Bus. O.K., EU Access, Pl. & at Other	106,009	G38	105,292	0	0	0	0	0	0	105,292	O.K.
120 Bus. O.K., DDC Special Access	157	G39	157	0	0	0	0	0	0	157	O.K.
121 Bus. O.K., DDC Switched Access	5,304	G40	2,407	0	2,897	0	0	0	0	2,897	O.K.
122 Bus. O.K., DDC B & C Services	117	G41	37	0	80	0	0	0	0	80	O.K.
123 Can Collect & Admn.	0	G42	0	0	0	0	0	0	0	0	O.K.
124 Total Business Office	\$156,521		\$129,679	\$0	\$28,125	\$0	\$0	\$0	\$117	\$28,842	O.K.
125 Cust. Svc., Direct	\$0	V205	\$0	\$0	\$0	\$0	\$0	\$0	\$0	\$0	O.K.
126 Cust. Serv., Mag. Process	0	G43	0	0	0	0	0	0	0	0	O.K.
127 Cust. Serv., Other BMC	12,857	G44	8,212	0	4,625	0	0	0	0	4,645	O.K.
128 Cust. Serv., CABS	60,253	G45	20,127	0	30,127	0	0	0	0	30,127	O.K.
129 Cust. Serv., EU Common Line	677	V209	677	0	0	0	0	0	0	0	O.K.
130 Total Customer Service	\$73,787		\$38,015	\$0	\$34,752	\$0	\$0	\$0	\$0	\$34,752	O.K.
131 Total Bus. O.K., Cust. Serv.	\$232,306		\$168,694	\$0	\$62,876	\$0	\$0	\$0	\$117	\$63,616	O.K.

AS REVISED 11-10-97

Sheet "1"
ENDING DECEMBER 31, 1996

07 Nov-97

04 51 16 PM

MOSTATE TELEPHONE COMPANY

***** FCC PART 69 ***** IntralATA Investment Detail		Part 36 IntralATA Total							
(A)	(B)	(C)	(D)	(E)	(F)	(G)	(H)	(I)	
		Source or Apporition	Common Line	Local Switching	Information	Common Transport	Billing and Collection	Other	
13 LAND AND SUPPORT ASSETS									
14 Land Assets, Message	\$0	N28	0	0	0	0	0	0 O.K.	
15 Land Assets, Private Line	0	N28	0	0	0	0	0	0 O.K.	
17 Total Land Assets	\$0		\$0	\$0	\$0	\$0	\$0	\$0 O.K.	
19 Support Assets, Message	\$701,702	N28	\$8,835	\$265,002	\$0	\$419,660	\$0	\$4,206 O.K.	
21 Support Assets, Private Line	5,894	N28	74	2,226	0	3,525	0	69 O.K.	
22 Total Support Assets	\$707,596		\$8,909	\$267,228	\$0	\$423,185	\$0	\$4,275 O.K.	
24 Total Land and Supp. Assets	\$707,596		\$8,909	\$267,228	\$0	\$423,185	\$0	\$4,275 O.K.	
27 CENTRAL OFFICE EQUIPMENT									
28 Operator Sys. - DA	\$0	(F)	0	0	0	0	0	0 O.K.	
30 Operator Sys. - Other	0	(I)	0	0	0	0	0	0 O.K.	
32 Total Operator Systems	\$0		\$0	\$0	\$0	\$0	\$0	\$0 O.K.	
34 Tandem Switching	\$333,844	(G)	\$0	\$0	\$0	\$333,844	\$0	\$0 O.K.	
35 Tandem Assigned	0	Direct	0	0	0	0	0	0 O.K.	
36 Total Tandem Switching	\$333,844		\$0	\$0	\$0	\$333,844	\$0	\$0 O.K.	
38 Local Switching	\$1,310,519	(E)	\$0	\$1,310,519	\$0	\$0	\$0	\$0 O.K.	
40 Local Assigned	0	Direct	0	0	0	0	0	0 O.K.	
41 Total Local Switching	\$1,310,519		\$0	\$1,310,519	\$0	\$0	\$0	\$0 O.K.	
42 Total Local Switching	\$1,310,519		\$0	\$1,310,519	\$0	\$0	\$0	\$0 O.K.	
44 Total Switching	\$1,644,363		\$0	\$1,310,519	\$0	\$333,844	\$0	\$0 O.K.	

AS REVISED 11-10-97

Sheet 'L'
ENDING DECEMBER 31, 1996

07-Nov-97

04:51:16 PM

MIDSTATE TELEPHONE COMPANY

***** FCC PART 68 ***** IntrALATA Investment Detail:		Part 36 IntrALATA Total	Source of Appropriation	Common Line (D)	Local Switching (E)	Information (F)	Common Transport (G)	Billing and Collection (H)	Other (I)
(A)	(B)	(C)	(D)	(E)	(F)	(G)	(H)	(I)	
58 COE Each Trunk	\$0	Direct	\$0	\$0	\$0	\$0	\$0	\$0	O.K.
59 COE Each Line - Message	43,692	(D)	43,692	0	0	0	0	0	O.K.
60 COE Each Line - PL etc	936	(I)	0	0	0	0	0	936	O.K.
61 COE Each Line - Assigned	0	Direct	0	0	0	0	0	0	O.K.
62 COE Interexchange Message	574,566	(G)	0	0	0	574,566	0	0	O.K.
63 COE Interexchange, PL	0	(I)	0	0	0	0	0	0	O.K.
64 COE Interexchange Assigned	2,149	(I)	0	0	0	0	0	2,149	O.K.
65 COE HPR Message	0	(G)	0	0	0	0	0	0	O.K.
66 COE HPR Assigned	0	(G)	0	0	0	0	0	0	O.K.
67 Total COE Transmission	\$621,343	Direct	\$43,692	\$0	\$0	\$574,566	\$0	\$3,085	O.K.
69 Total Central Office Equip.	\$2,265,705		\$43,692	\$1,310,519	\$0	\$908,410	\$0	\$3,085	O.K.
72 ROT EQUIPMENT									
73 Public Telephone	\$0	N43	\$0	\$0	\$0	\$0	\$0	\$0	O.K.
75 Coinless Pay Phone	0	(D)	0	0	0	0	0	0	O.K.
76 Customer Premises Equipment	0	N60	0	0	0	0	0	0	O.K.
77 Total ROT Equipment	\$0		\$0	\$0	\$0	\$0	\$0	\$0	O.K.
80 CABLE AND WIRE FACILITIES									
82 Exchange PL and WATS	\$30,038	(I)	\$0	\$0	\$0	\$0	\$0	\$30,038	O.K.
83 Exchange Message	1,401,913	(D)	1,401,913	0	0	0	0	0	O.K.
84 Exchange Assigned	0	Direct	0	0	0	0	0	0	O.K.
85 Total Exchange Line C&WF	\$1,431,951		\$1,401,913	\$0	\$0	\$0	\$0	\$30,038	O.K.
87 Exchange Trunk, Message	\$0	Direct	\$0	\$0	\$0	\$0	\$0	\$0	O.K.
89 Exchange Trunk, PL	0	Direct	0	0	0	0	0	0	O.K.
90 Total Exchange Trunk C&WF	\$0		\$0	\$0	\$0	\$0	\$0	\$0	O.K.
92 Interexchange Message	\$1,166,942	(G)	\$0	\$0	\$0	\$1,166,942	\$0	\$0	O.K.
94 Interexchange PL, WATS	0	(I)	0	0	0	0	0	0	O.K.
95 Interexchange Assigned	7,457	(G)	0	0	0	0	0	7,457	O.K.
96 Total Interexchange C&WF	\$1,174,399		\$0	\$0	\$0	\$1,166,942	\$0	\$7,457	O.K.

AS REVISED 11-10-97

MIDSTATE TELEPHONE COMPANY

..... FCC PART 69
InitialATA
Reserves and Defaults

Part 36
InitialATA

	(A)	(B)	(C)	(D)	(E)	(F)	(G)	(H)	(I)
		Total	Source or Appropriation	Common Line	Local Switching	Information	Common Trunking	Billing and Collection	Other
14 ACCUM. DEPRECIATION, TPIS									
15 Support Assets	\$265,189		N28	\$3,339	\$100,160	\$0	\$158,599	\$0	\$3,101
16 COE Switching	523,782		L44	0	417,442	0	106,340	0	0
17 COE Operator	0		L32	0	0	0	0	0	0
18 COE Transmission	154,725		L68	10,880	0	0	143,077	0	768
19 IOT Equipment	0		L78	0	0	0	0	0	0
20 Cable and Wire Facilities	1,288,368		L117	692,982	0	0	576,842	0	18,534
21 Other Plant	0		N37	0	0	0	0	0	0
22 Total Accum. Dep. TPIS	\$2,232,064			\$707,211	\$517,592	\$0	\$984,858	\$0	\$22,404
24 ACCUM. AMORTIZATION									
25 Accum. Depreciation, PHFU	\$0		N37	\$0	\$0	\$0	\$0	\$0	\$0
26 Accum. Amort. Tangible Inv.	0		N37	\$0	\$0	\$0	\$0	\$0	\$0
27 Accum. Amort. Intang. Inv.	0		N37	\$0	\$0	\$0	\$0	\$0	\$0
28 Accum. Amort. Other	0		N37	\$0	\$0	\$0	\$0	\$0	\$0
29 Tot. Accum. Amortization	\$0			\$0	\$0	\$0	\$0	\$0	\$0
30 Total Accum. Dep./Amort.	\$2,232,064			\$707,211	\$517,592	\$0	\$984,858	\$0	\$22,404
37 ACCUM. DEF. INC. TAXES, NET									
38 Support Assets	\$0		N28	\$0	\$0	\$0	\$0	\$0	\$0
39 COE Switching	0		L44	0	0	0	0	0	0
40 COE Operator	0		L32	0	0	0	0	0	0
41 COE Transmission	0		L68	0	0	0	0	0	0
42 IOT Equipment	0		L78	0	0	0	0	0	0
43 Cable and Wire Fac.	0		L117	0	0	0	0	0	0
44 Unclassified	0		N37	0	0	0	0	0	0
45 Total Accum. Def. Inc. Taxes	\$0			\$0	\$0	\$0	\$0	\$0	\$0

NY 92-14110

AS REVISED 11-10-97

Sheet "N"
ENDING DECEMBER 31, 1996

07 Nov 97

04 51 16 PM

MIDSTATE TELEPHONE COMPANY

Part 36 Intralata Total		(B)	(C)	(D)	(E)	(F)	(G)	(H)	(I)
***** FCC PART #9 ***** Appropriation Factors			Source	Common Line	Local Switching	Information	Common Transport	Billing and Collection	Other
(A)									
13	Central Office Equipment	\$2,265,705	L70	\$43,692	\$1,310,519	\$0	\$908,410	\$0	\$3,085
14	Info. Orig./Term. Eght	0	L78	0	0	0	0	0	0
15	CAW Facilities	2,608,350	L117	1,401,913	0	0	1,166,942	0	37,495
16	Total	54,872,055		\$1,445,605	\$1,310,519	\$0	\$2,075,352	\$0	\$43,580
18	Factor	1,000,000		0,296,714	0,296,987	0,000,000	0,425,971	0,000,000	0,008,329
20	Sum. Sw. Trans., Other	\$3,428,451	17	\$0	\$1,310,519	\$0	\$2,075,352	\$0	\$43,580
21	Factor	1,000,000		0,000,000	0,382,471	0,000,000	0,692,686	0,000,000	0,017,843
22	Total	\$2,265,705	L70	\$43,692	\$1,310,519	\$0	\$908,410	\$0	\$3,085
23	Central Office Equipment	0	L78	0	0	0	0	0	0
24	Info. Orig./Term. Eght	1,204,437	L117-63	0	0	0	1,166,942	0	37,495
25	CAWF, Excl. Each. Message								
26	Total	\$3,470,142		\$43,692	\$1,310,519	\$0	\$2,075,352	\$0	\$43,580
27	Factor	1,000,000		0,012,591	0,377,656	0,000,000	0,598,960	0,000,000	0,011,694
29	General Support Facilities	\$707,596	L25	\$0,909	\$267,228	\$0	\$423,185	\$0	\$4,275
30	Central Office Equipment	2,265,705	L13	43,692	1,310,519	0	908,410	0	3,085
31	Info. Orig./Term. Eght	0	14	0	0	0	0	0	0
32	CAW Facilities	2,608,350	L15	1,401,913	0	0	1,166,942	0	37,495
33	Equal Access Investment	0	L177	0	0	0	0	0	0
34	Total	\$5,579,651		\$1,454,514	\$1,577,746	\$0	\$2,498,537	\$0	\$48,854
35	Factor	1,000,000		0,260,662	0,282,768	0,000,000	0,447,795	0,000,000	0,008,756
39	Sum. Com. Ln., Sw. Trans.	\$5,530,797	36	\$1,454,514	\$1,577,746	\$0	\$2,498,537	\$0	\$0
40	Factor	1,000,000		0,262,984	0,085,266	0,000,000	0,451,750	0,000,000	0,000,000
41	Total	1,000,000		0,000,000	0,000,000	0,000,000	1,000,000	0,000,000	0,000,000
42	COE Cat. 2 Factor	1,000,000	Direct	1,000,000	0,000,000	0,000,000	0,000,000	0,000,000	0,000,000
43	DOT Cat. 1 Factor	1,000,000	Direct	1,000,000	0,000,000	0,000,000	0,000,000	0,000,000	0,000,000
44	Total THIS	\$5,579,651	K26	\$1,454,514	\$1,577,746	\$0	\$2,498,537	\$0	\$48,854
45	Factor	1,000,000		0,260,662	0,282,768	0,000,000	0,447,795	0,000,000	0,008,756

AS REVISED 11-10-97

Sheet "D"
ENDING DECEMBER 31, 1996

04:31:16 PM

07-Nov-97

MIDSTATE TELEPHONE COMPANY

Part 36
INFILATA
Total

----- FCC PART 69 -----
Operating Expenses and Taxes

(A)	(B)	(C)	(D)	(E)	(F)	(G)	(H)	(I)
		Apporion	Common Line	Local Switching	Information	Common Transport	Billing and Collection	Other
13 PLANT SPEC. OPER EXPENSE								
14 Network Support, Alloc.	\$0	N27 Direct	\$0	\$0	\$0	\$0	\$0	\$0 O.K.
15 Network Support, Direct	0		0	0	0	0	0	0 O.K.
17 Total Network Support Exp.	\$0		\$0	\$0	\$0	\$0	\$0	\$0 O.K.
18 General Support, Alloc.	\$11,582	N20 Direct	\$146	\$4,374	\$0	\$6,927	\$0	\$135 O.K.
19 General Support, Direct	0		0	0	0	0	0	0 O.K.
21 Total General Support Exp.	\$11,582		\$146	\$4,374	\$0	\$6,927	\$0	\$135 O.K.
24 Central Office Eq. Alloc.	\$30,475	N21 Direct	\$508	\$17,627	\$0	\$12,219	\$0	\$41 O.K.
25 Central Office Eq. Direct	(18,870)		0	(18,870)	0	0	0	0 O.K.
27 Total COE Exp.	\$11,605		\$508	(\$1,242)	\$0	\$12,219	\$0	\$41 O.K.
29 Cust. Premises Equip.	\$0	L76	\$0	\$0	\$0	\$0	\$0	\$0 O.K.
31 Other IOT	0	M43	0	0	0	0	0	0 O.K.
32 IOT Direct	0	Direct	0	0	0	0	0	0 O.K.
33 Total IOT Exp.	\$0		\$0	\$0	\$0	\$0	\$0	\$0 O.K.
35 Cable & Wires, Alloc.	\$30,766	N23 Direct	\$16,549	\$0	\$0	\$13,275	\$0	\$443 O.K.
37 Cable & Wires, Direct	43,896		0	0	0	43,896	0	0 O.K.
38 Total C&WF Exp.	\$74,662		\$16,549	\$0	\$0	\$57,171	\$0	\$443 O.K.
40 TOTAL PLT. SPEC. OPER. EXP.	\$87,849		\$17,282	\$3,132	\$0	\$76,816	\$0	\$620 O.K.
42 TOTAL PLT. SPEC. es SUPPORT	\$86,266		\$17,136	(\$1,242)	\$0	\$69,889	\$0	\$484 O.K.

AS REVISED 11-10-97

MIDSTATE TELEPHONE COMPANY

Part 36
Intralata
Total

***** FCC PART 69 *****
Operating Expenses and Taxes

(A)	(B)	(C)	(D)	(E)	(F)	(G)	(H)	(I)
		Apportion	Common	Local	Information	Common	Billing and	Other
			Line	Switching		Transport	Collection	
104 CUSTOMER OPERATIONS EXPENSE								
105 Marketing, Allocable	\$0	N37	\$0	\$0	\$0	\$0	\$0	\$0
106 Marketing, Direct	0	Direct	0	0	0	0	0	0
107								
108								
109 Total Marketing Expense	\$0		\$0	\$0	\$0	\$0	\$0	\$0
110								
111 Operator Service, Alloc.	\$0	N61	\$0	\$0	\$0	\$0	\$0	\$0
112 Operator Service, Direct	0	Direct	0	0	0	0	0	0
113								
114 Total Operator Service	\$0		\$0	\$0	\$0	\$0	\$0	\$0
115								
116 Classified Directory	\$0	Direct	\$0	\$0	\$0	\$0	\$0	\$0
117 Alphabetical Directory	168	(F)	0	0	168	0	0	0
118 Foreign Directory	0	Direct	0	0	0	0	0	0
119								
120 Total Directory	\$168		\$0	\$0	\$168	\$0	\$0	\$0
121								
122 Bus. Ck. EU Prescription	5,721	N40	\$1,504	\$1,632	\$0	\$2,584	\$0	\$0
123 Bus. Ck. Reserved	0	(I)	0	0	0	0	0	0
124 Bus. Ck. EU PL	717	(H)	0	0	0	0	0	717
125 Bus. Ck. EU Message	19,427	(H)	0	0	0	0	19,427	0
126 Bus. Ck. EU Reserved	0	(I)	0	0	0	0	0	0
127 Bus. Ck. IX Special Access	2,897	(I)	0	0	0	0	0	0
128 Bus. Ck. IX Switched Access	0	N40	762	828	0	0	0	0
129 Bus. Ck. IX Billing and Collection	60	(H)	0	0	0	0	60	0
130 Bus. Ck. Coin Collection & Adminstr	0	(I)	0	0	0	0	0	0
131 Bus. Ck. Reserved	0	(I)	0	0	0	0	0	0
132								
133 Total Business Office	\$29,842		\$2,266	\$2,458	\$0	\$3,893	\$19,507	\$717
134								
135 Cust. Serv. - Mfg Process	\$0	(H)	0	0	0	0	0	0
136 Cust. Serv. - Other BAC	4,645	(H)	0	0	0	0	4,645	0
137 Cust. Serv. - CARIS	30,127	N21	0	11,523	0	18,247	0	357
138 Cust. Serv. - EU Common Line	0	(H)	0	0	0	0	0	0
139								
140 Total Customer Service	\$34,772		\$0	\$11,523	\$0	\$18,247	\$4,645	\$357
141								
142 Total BO, CS, OS, Dr	\$63,601		\$2,266	\$13,981	\$168	\$22,140	\$24,152	\$1,074

AS REVISED 11-10-97

Sheet "A" Input Documentation, Page 1
 SOUTH DAKOTA PUC INTRASTATE ACCESS COST MODEL
 COMPANY NAME MIDSTATE TELEPHONE COMPANY
 PERIOD ADDRESSED ENDING DECEMBER 31, 1996
 RUN DATE AND TIME 07-Nov-97 04 51 16 PM

NOTES: SEE SHEET 'G' TO INPUT PART 36 ALLOCATION FACTORS.

	TOTAL COMPANY (B)	Source Allocator (C)	Intrastate				TOTAL INTRASTATE (I)
			Interstate and Other (D)	Message Telephone Service (E, F)	Private Line (G, H)		
(A)			InterLATA (E)	InterLATA (F)	InterLATA (G)	InterLATA (H)	
PLANT INVESTMENT DETAIL:							
21 Land, Allocable	0						0
22 Land, Direct	0						0
23 Motor Vehicles	0						0
24 Aircraft	0						0
25 Special Purpose Vehicles	0						0
26 Garage Work Equipment	0						0
27 Other Work Equipment	1,978,353						0
28 Buildings, Allocable	0						0
29 Buildings, Direct	0						0
30 Furniture	0						0
31 Office Equipment	0						0
32 General Purpose Computers	0						0
33 CAT 1 Oper. Sys., TSPS	0						0
34 CAT 1 Oper. Sys., Other TSPS	0						0
35 CAT 1 Oper. Syst., Aut. Pkt.	0						0
36 CAT 1 Oper. Sys., Other	668,110						0
37 CAT 2 Tandem Sw. Allocable	0						0
38 CAT 2 Tandem Sw. Direct	3,416,777						0
39 CAT 3 Local Sw. Allocable	0						0
40 CAT 3 Local Sw. Direct	304,806						0
41 CAT 4 12 Exchange Trunk	177,341						0
42 CAT 4 12 Exch. Tr. Direct	0						0
43 CAT 4 13 Exch. Ln. Mag., PL & WATS	0						0
44 Reserved	0						0
45 CAT 4 13 Direct	1,008,095						0
46 CAT 4 23 Message, PL & WATS	0						0
47 Reserved	7,108						2,149
48 CAT 4 23 Direct	0						0
49 CAT 4 3 HR Message	0						0
50 CAT 4 3 WATS	0						0
51 CAT 4 3 Direct	0						0
52 CAT 1 Other IOT Equipment	0						0
53 CAT 1 Concess Pay Phones	0						0

AS REVISED 11-10-97

SOUTH DAKOTA PUC INTRASTATE ACCESS COST MODEL
 MIDSTATE TELEPHONE COMPANY
 ENDING DECEMBER 31, 1996

	(A)	TOTAL COMPANY (B)	Source/ Allocator (C)	Message Telephone Service				Private Line		TOTAL INTRASTATE (I)
				InterLATA (E)	IntraLATA (F)	InterLATA (G)	IntraLATA (H)	InterLATA (J)	IntraLATA (K)	
70	CAT 2 CP Equipment	0		0	0	0	0	0	0	0
71	Reserved	0								
72	Reserved	0								
73	CAT 1.3 Joint Msg. Cat. 1.1 & 1.2 PL	5,690,255								
74	Other CAT 1 CAWF	0		0	0	0	0	0	0	0
75	CAT 2 CAWF	311,335		0	0	0	0	0	0	0
76	CAT 2 CAWF, Workband	0		0	0	0	0	0	0	0
77	CAT 3 Joint Message & PL/WATS	2,005,369								
78	Reserved	0								
79	CAT 3 Direct	32,481		25,024	0	0	0	0	7,457	7,457
80	CAT 4 Message	0		0	0	0	0	0	0	0
81	CAT 4 WATS	0		0	0	0	0	0	0	0
82	CAT 4 Direct	0		0	0	0	0	0	0	0
83	Allocable Support Leases	0		0	0	0	0	0	0	0
84	Direct Support Leases	0		0	0	0	0	0	0	0
85	COE Operator	0								
86	COE Tandem Switch	0								
87	COE Local Switch	0								
88	COE Transmission	0								
89	COE Direct	0		0	0	0	0	0	0	0
90	IoT Leases	0		0	0	0	0	0	0	0
91	CAWF Leases	0		0	0	0	0	0	0	0
92	Leasehold Imp. Land etc.	0								
93	Leasehold Imp. COE Switching	0								
94	Leasehold Imp. COE Operator	0								
95	Leasehold Imp. COE Trains	0								
96	Leasehold Imp. IoT	0								
97	Leasehold Imp. CAWF	0		0	0	0	0	0	0	0
98	Leasehold Imp. Other	0		0	0	0	0	0	0	0
99	Allocable Acct. No. 2690	0								
100	Direct Acct. No. 2690	0		0	0	0	0	0	0	0
101	Materials and Supplies	119,212								
102	RTB Stock	0								
103	Tele. Pr. Adjust. - Alloc	0								
104	Tele. Pr. Adjust. - Direct	0		0	0	0	0	0	0	0
105	Other Assets, Net	0		0	0	0	0	0	0	0
106	Other Liab., Def. Cr., Net	0		0	0	0	0	0	0	0

AS REVISED 11-10-97

(A)	TOTAL COMPANY (B)	Source Allocable (C)	Intrastate				TOTAL INTRASTATE (I)
			Inter-LATA (E)	Inter-LATA (F)	Inter-LATA (G)	Inter-LATA (H)	
176	0	---	---	---	---	---	0
177	0	---	---	---	---	---	0
178	73,796	---	---	---	---	---	0
179	0	---	---	---	---	---	0
180	0	---	---	---	---	---	0
181	90,367	---	---	---	---	---	0
182	244,410	---	---	---	---	---	0
183	0	---	---	---	---	---	0
184	80,893	---	---	---	---	---	0
185	0	---	---	---	---	---	0
186	439,127	---	---	---	---	---	0
187	0	---	---	---	---	---	0
188	0	---	---	---	---	---	0
189	0	---	---	---	---	---	0
190	0	---	---	---	---	---	0
191	0	---	---	---	---	---	0
192	0	---	---	---	---	---	0
193	0	---	---	---	---	---	0
194	0	---	---	---	---	---	0
195	0	---	---	---	---	---	0
196	979	---	---	---	---	---	0
197	0	---	---	---	---	---	0
198	12,795	---	---	---	---	---	0
199	33,139	---	---	---	---	---	0
200	106,009	---	---	---	---	---	0
201	157	---	---	---	---	---	0
202	5,204	---	---	---	---	---	0
203	117	---	---	---	---	---	0
204	0	---	---	---	---	---	0
205	0	---	---	---	---	---	0
206	0	---	---	---	---	---	0
207	12,857	---	---	---	---	---	0
208	60,253	---	---	---	---	---	0
209	677	---	---	---	---	---	0
210	16,178	---	---	---	---	---	0
211	287	---	---	---	---	---	0
212	133,767	---	---	---	---	---	0
213	0	---	---	---	---	---	0

AS REVISED 11-10-97

07 Nov 97 04:51:16 PM

SOUTH DAKOTA PUC INTRASTATE ACCESS COST MODEL
 MIDSTATE TELEPHONE COMPANY
 ENDING DECEMBER 31, 1995

	TOTAL COMPANY (B)	Source/ Allocator (C)	Intrastate				TOTAL INTRASTATE (H)
			Interstate and Other (D)	Message Telephone Service InterLATA (E)	InterLATA (F)	Private Line InterLATA (G)	
230 Admin. & General, Allocable	172,707	--	--	--	--	--	--
231 Admin. & General, Direct	69,545	--	3,872	--	--	--	65,673
232 Non-income Taxes, Allocable	0	--	--	0	65,673	0	0
233 Non-income Taxes, Direct	3,300	--	662	0	3,068	0	3,068
234							
OTHER INCOME STATEMENT:							
235 State Income Tax Rate	0.00%	--	--	--	--	--	--
236 Federal Income Tax Rate	0.00%	--	--	--	--	--	--
237 Gross Receipts Tax Rate	3.00%	--	--	--	--	--	--
238 Rate of Return	10.00%	--	--	--	--	--	--
240 AFUDC	(58,116)	--	--	--	--	--	--
241 110 Amortization	0	--	--	--	--	--	--
242 Other Return Adjustments	0	--	0	0	0	0	0
243 Contributions	0	--	--	--	--	--	--
244 Interest Expense	428,855	--	--	--	--	--	--
245 Capital Lease Expense	0	--	--	--	--	--	--
246 Capitalized Payroll Taxes	0	--	--	--	--	--	--
247 Depreciation Adjustment	0	--	--	--	--	--	--
248 Other Income Adjustments	0	--	0	0	0	0	0
249 Uncollectibles	0	--	0	0	0	0	0
250 Other Revenue Adjustments	0	--	0	0	0	0	0
251 Other Revenue Taxes	0	--	0	0	0	0	0

AS REVISED 11-10-97

Sheet "V" Input Documentation, Page 6

SOUTH DAKOTA PUC INTRASTATE ACCESS COST MODEL
 MIDSTATE TELEPHONE COMPANY
 ENDING DECEMBER 31, 1996

07-Nov-97

04:51:16 PM

	TOTAL COMPANY		Source/ Allocator	Intrastate			TOTAL INTRASTATE	
	(B)			Private Line				
	(A)	(C)		Intrastate	Intrastate	Intrastate		
271 Working Loops	3,031	---	(D)	(E)	(F)	(G)	(H)	(I)
272 Equivalent Interexchange Cnt Miles	45,031	---	0	0	0	0	0	0
273 Interexchange Circuit Terminations	691	---	0	0	0	0	0	0
			28	0	0	0	0	16
			0	0	0	0	0	0
			0	0	0	0	0	0

U S WEST, Inc.
1801 California Street, Suite 5100
Denver, Colorado 80202
303 672-2810
Facsimile 303 295-7069

William P. Heaston
Senior Attorney

USWEST

November 11, 1997

RECEIVED
NOV 11 1997
SOUTH DAKOTA PUBLIC
UTILITIES COMMISSION

Mr. William Bullard, Jr.
Executive Director
South Dakota Public Utilities Commission
500 East Capitol Avenue
Pierre, SD 57501

Re: Docket Nos. TC97-059, TC97-060, TC97-061, TC97-063,
TC97-064, TC97-065, TC97-118

Dear Mr. Bullard:

U S WEST Communications, Inc. hereby files an original and nine (9) copies of its Notice of Withdrawal of Intervention in each of the above dockets.

Please date stamp the additional copy enclosed and return in the self-addressed stamped envelope enclosed. Thank you for your cooperation.

Yours truly,

William P. Heaston
William P. Heaston
mb

WPH:mb
Enclosures

BEFORE THE PUBLIC UTILITIES COMMISSION
OF THE STATE OF SOUTH DAKOTA

RECEIVED
NOV 12 1997
SOUTH DAKOTA PUBLIC
UTILITIES COMMISSION

IN THE MATTER OF THE ESTABLISHMENT)
OF SWITCHED ACCESS RATES FOR) DOCKET NO. TC97-064
MIDSTATE TELEPHONE COMPANY)

NOTICE OF WITHDRAWAL OF INTERVENTION
BY U S WEST COMMUNICATIONS, INC.

U S WEST Communications, Inc ("U S WEST"), through the undersigned counsel,
submits notice of its withdrawal of intervention in this docket. U S WEST is withdrawing its
intervention after a satisfactory review of the Intrastate Access Separations Study filed by
Midstate Telephone Company with the Commission in this docket

DATED this 10th day of November, 1997.

Respectfully submitted,

U S WEST Communications, Inc.

By: 

William P. Heaston
1801 California Street, Suite 5100
Denver, Colorado 80202
Telephone: (303) 672-2810
Facsimile: (303) 295-7049

CERTIFICATE OF SERVICE

The undersigned certifies that on this 11th day of November, 1997 an original and ten (10) copies of the foregoing NOTICE OF WITHDRAWAL OF INTERVENTION BY U S WEST COMMUNICATIONS, INC was sent United States First Class Mail, postage prepaid, to the following:

Mr. William Bullard, Jr.
Executive Director
South Dakota Public Utilities Commission
State of South Dakota
500 East Capitol
Pierre, South Dakota 57501

and a true and correct copy was deposited into the United States Mail, postage prepaid, addressed to the following:

Midstate Telephone Company
of Kimball, South Dakota
c/o Martin and Associates, Inc.
1515 North Sanborn Boulevard
Mitchell, SD 57301-1021

U S WEST Communications, Inc.

Maja Beck

**BEFORE THE PUBLIC UTILITIES COMMISSION
OF THE STATE OF SOUTH DAKOTA**

**IN THE MATTER OF THE ESTABLISHMENT)
OF SWITCHED ACCESS RATES FOR)
MIDSTATE TELEPHONE COMPANY)
)**

**ORDER GRANTING
WITHDRAWAL OF
INTERVENTION
TC97-064**

On June 4, 1997, Midstate Telephone Company (Midstate) filed for approval by the Public Utilities Commission (Commission) its 1996 Intrastate Switched Access Cost Study.

On June 5, 1997, the Commission electronically transmitted notice of the filing and the intervention deadline of June 20, 1997, to interested individuals and entities. On June 19, 1997, the Commission received a Petition for Leave to Intervene from U S WEST Communications, Inc. (U S WEST). U S WEST was granted intervention by order dated July 29, 1997. On November 12, 1997, the Commission received a Notice of Withdrawal of Intervention by U S WEST.

On November 18, 1997, at its regularly scheduled meeting, the Commission considered U S WEST's Notice of Withdrawal of Intervention. The Commission has jurisdiction over this matter pursuant to SDCL 1-26-17.1, 49-31-18, 49-31-19, and ARSD 20:10.01:02.04, 20:10.01:15.02, and 20:10.01:15.05.

The Commission found that U S WEST's Notice of Withdrawal of Intervention should be granted. It is therefore

ORDERED that U S WEST's Notice of Withdrawal of Intervention is granted.

Dated at Pierre, South Dakota, this 1st day of December, 1997.

CERTIFICATE OF SERVICE

The undersigned hereby certifies that this document has been served today upon all parties of record in this docket, as listed on the docket service list, by facsimile or by first class mail, in properly addressed envelopes, with charges prepaid thereon.

By *Delaine Kacbo*

Date 12/3/97

(OFFICIAL SEAL)

BY ORDER OF THE COMMISSION:

James A. Burg
JAMES A. BURG, Chairman

Pam Nelson
PAM NELSON, Commissioner

Laska Schoenfelder
LASKA SCHOENFELDER, Commissioner

MEMORANDUM TO COMMISSIONERS BURG, NELSON AND SCHOENFELDER

FROM: Harlan Best, Bob Knadle and Tammi Stangohr

RE: Midstate Telephone Company, Kimball, South Dakota, Switched Access Revenue Requirement, TC97-064

Date: December 8, 1997

On June 4, 1997, Midstate Telephone Company filed a switched access cost study with the Public Utilities Commission based on the twelve months ended December 31, 1996. Staff requested the underlying workpapers that support the initial filing and received the same on June 16, 1997. On September 22, 1997, the above Staff made an on-site visit to Midstate's headquarters in Kimball, South Dakota. Staff reviewed the following items: auditor's reports, board minutes, general ledger, depreciation schedules, continuing property records, methodology for allocating costs between utility and non-utility functions, minutes of use records, affiliated interest transactions, long term debt, interest expense, supporting documentation for adjustments to the test year, and detailed breakdowns of specific accounts in the general ledger. On September 25, 1997, Staff met with Martin and Associates (Midstate's cost consultant in this proceeding) in Mitchell, South Dakota, and received further clarification and data related to specific adjustments made to the 1996 test year. Staff requested further data from Martin and Associates on several occasions via the telephone and received the responses on September 29, October 20, November 5, and November 10, 1997. On September 29, 1997, Don Lee of Martin and Associates filed a statement that certifies that all of the data that has been provided to the Commission "has been examined and reviewed and is complete, accurate, and consistent with the rules of the South Dakota Public Utilities Commission, to the best of my knowledge".

Staff has reviewed Midstate's filing and all of the data responses submitted by Midstate and recommend the following adjustments to Midstate's initial filing:

- 1) Account 7540 Other Interest Deductions---remove the amount of interest related to the earnest money for the purchase of Heartland
- 2) Account 6722 External Relations Advertising--remove the expenses related to donations and flowers.
- 3) Adjustment 10 (remodel and add on to office in Kimball)--increase the adjustment to reflect an additional billing not incorporated in Midstate's adjustment.
- 4) Adjustment 14 (depreciation and accumulated depreciation related to known and measurable plant additions)--annualize the changes into the test year. Midstate's adjustment incorporated the expense for only one half of the year.
- 5) Adjustment 8 (retire central office equipment)--reflect an adjustment to reduce test year depreciation expense.
- 6) Adjustment 5 (reclassify corporate advertising expense)--remove the amounts related to donations.
- 7) Adjustment 6 (allocation of costs to Heartland)--replace Midstate's adjustment with an adjustment that more properly allocates the indirect expenses and plant to Heartland.
- 8) Account 7340 Allowance for Funds During Construction--Midstate's amount in the

8) Account 7340 Allowance for Funds During Construction--Midstate's amount in the cost study should be a negative amount because it is already included in telephone plant under construction.

The effect of the above-mentioned recommendations would lower Midstate's revenue requirement from \$1,019,371 to \$982,067. As a member of LECA, Midstate's revenue requirement and total minutes of use are part of the total revenue requirement and total minutes of use used in the determination of the Carrier Common Line, Local Switching, and Common Transport rate elements for LECA.

Staff relayed these recommendations to Martin and Associates and they submitted a revised switched access cost study to the Commission on November 12, 1997, that reflects these recommendations. The model that Staff ran agrees with the revised study submitted by Martin and Associates. Martin and Associates has accepted Staff's proposed revisions to Midstate's initial filing and Staff would recommend that the Commission approve the revised switched access cost study submitted by Martin and Associates on behalf of Midstate Telephone Company.

U S WEST was the only party that filed for and was granted intervention in this docket and it requested withdrawal of its intervention on November 12, 1997.

Respectively submitted: Harlan Best Bob Knadle Tammi Stangohr

Harlan Best *Bob Knadle* *Tammi Stangohr*

cc: Mark Benton, Manager Midstate
Larry Hettinger, Martin & Associates
Jolyn Weber, Martin & Associates

**BEFORE THE PUBLIC UTILITIES COMMISSION
OF THE STATE OF SOUTH DAKOTA**

IN THE MATTER OF THE ESTABLISHMENT) OF SWITCHED ACCESS RATES FOR) MIDSTATE TELEPHONE COMPANY))	ORDER APPROVING REVENUE REQUIREMENT TC97-064
--	---	--

On June 4, 1997, Midstate Telephone Company (Midstate) filed for approval by the Public Utilities Commission (Commission) its 1996 Intrastate Switched Access Cost Study. On November 12, 1997, Midstate filed its revised Cost Study.

On June 5, 1997, the Commission electronically transmitted notice of the filing and the intervention deadline of June 20, 1997, to interested individuals and entities. On June 19, 1997, the Commission received a Petition for Leave to Intervene from U S WEST Communications, Inc. (U S WEST). The Commission granted U S WEST's Petition to Intervene. The Commission also voted to assess a \$1,000 filing fee. On November 18, 1997, the Commission granted U S WEST's motion for withdrawal from this docket. The Commission considered this matter at its January 8, 1998, meeting. Commission Staff recommended approval of the revised revenue requirement.

The Commission has jurisdiction over this matter pursuant to SDCL 1-26-17.1, 49-1A-9, 49-31-12.4, 49-31-12.6, 49-31-18, 49-31-19 and ARSD 20:10:01:15.02, 20:10:01:15.05, 20:10:27.07 and 20:10:27.08. Upon review of Midstate's filings, the Commission found that the revised revenue requirement was fair and reasonable and should be approved. As the Commission's final decision in this matter, it is therefore

ORDERED that Midstate's revenue requirement is hereby approved as revised and shall be incorporated in the Local Exchange Carriers Association's determination of switched access rates. (See TC97-061.)

Dated at Pierre, South Dakota, this 21st day of January, 1998.

CERTIFICATE OF SERVICE
The undersigned hereby certifies that this document has been served today upon all parties of record in this docket, as listed on the docket service list, by facsimile or by first class mail, in properly addressed envelopes, with charges prepaid thereon.
By <u>Melvin Kaldo</u>
Date <u>1/23/98</u>
(OFFICIAL SEAL)

BY ORDER OF THE COMMISSION:

James A. Burg
JAMES A. BURG, Chairman

Pam Nelson
PAM NELSON, Commissioner

Laska Schoenfelder
LASKA SCHOENFELDER, Commissioner