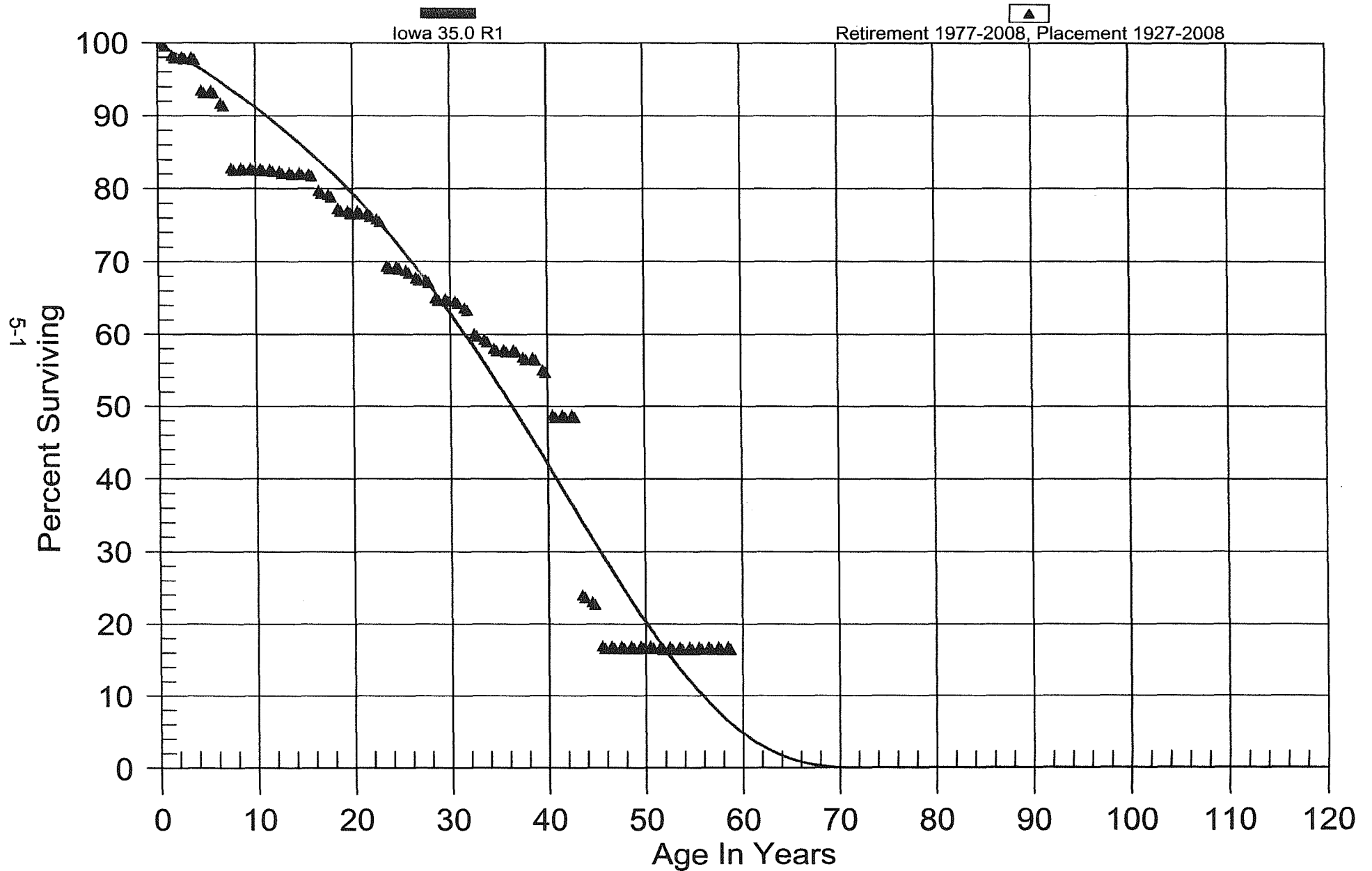


Montana-Dakota Utilities Company
 Common Plant
 390.00 STRUCTURES & IMPROVEMENTS
 Original And Smooth Survivor Curves



Montana-Dakota Utilities Company

Common Plant

390.00 STRUCTURES & IMPROVEMENTS

Observed Life Table

Retirement Expr. 1977 TO 2008

Placement Years 1927 TO 2008

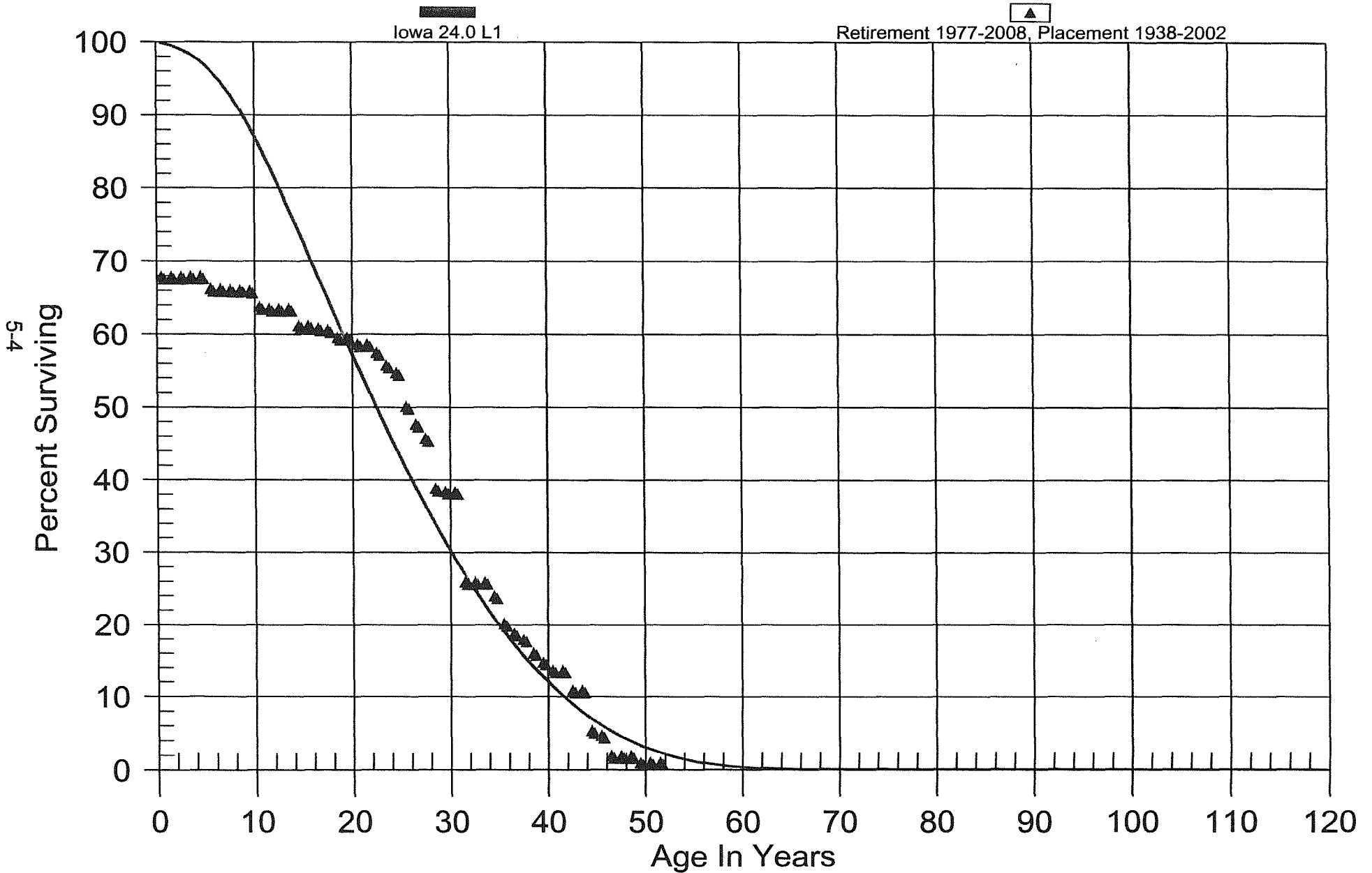
<i>Age Interval</i>	<i>\$ Surviving At Beginning of Age Interval</i>	<i>\$ Retired During The Age Interval</i>	<i>Retirement Ratio</i>	<i>% Surviving At Beginning of Age Interval</i>
0.0 - 0.5	\$30,923,553.10	\$25,673.53	0.00083	100.00
0.5 - 1.5	\$30,647,167.91	\$502,495.67	0.01640	99.92
1.5 - 2.5	\$25,441,191.03	\$28,537.28	0.00112	98.28
2.5 - 3.5	\$25,028,496.79	\$21,067.24	0.00084	98.17
3.5 - 4.5	\$21,558,077.99	\$998,763.21	0.04633	98.09
4.5 - 5.5	\$19,733,258.09	\$3,328.20	0.00017	93.54
5.5 - 6.5	\$19,488,426.81	\$366,883.65	0.01883	93.53
6.5 - 7.5	\$18,697,663.99	\$1,803,312.79	0.09645	91.77
7.5 - 8.5	\$16,707,188.43	\$1,185.30	0.00007	82.91
8.5 - 9.5	\$17,175,374.34	\$201.39	0.00001	82.91
9.5 - 10.5	\$17,190,014.78	\$6,909.72	0.00040	82.91
10.5 - 11.5	\$17,087,646.97	\$22,460.50	0.00131	82.87
11.5 - 12.5	\$16,449,372.68	\$54,345.65	0.00330	82.77
12.5 - 13.5	\$16,094,049.40	\$35,258.34	0.00219	82.49
13.5 - 14.5	\$14,825,001.39	\$5,991.04	0.00040	82.31
14.5 - 15.5	\$12,535,830.93	\$23,427.31	0.00187	82.28
15.5 - 16.5	\$12,213,329.10	\$347,724.14	0.02847	82.12
16.5 - 17.5	\$11,709,677.50	\$76,946.11	0.00657	79.79
17.5 - 18.5	\$11,563,442.33	\$280,138.65	0.02423	79.26
18.5 - 19.5	\$11,284,647.27	\$49,274.84	0.00437	77.34
19.5 - 20.5	\$11,221,468.22	\$13,310.98	0.00119	77.00
20.5 - 21.5	\$11,316,923.39	\$45,061.83	0.00398	76.91
21.5 - 22.5	\$11,648,884.15	\$107,434.88	0.00922	76.61
22.5 - 23.5	\$11,083,154.10	\$941,681.64	0.08497	75.90
23.5 - 24.5	\$9,634,763.28	\$6,423.19	0.00067	69.45
24.5 - 25.5	\$6,635,781.46	\$51,633.39	0.00778	69.40
25.5 - 26.5	\$6,090,655.43	\$87,706.60	0.01440	68.86
26.5 - 27.5	\$4,270,597.43	\$20,932.77	0.00490	67.87
27.5 - 28.5	\$4,063,964.67	\$146,903.96	0.03615	67.54
28.5 - 29.5	\$3,674,970.31	\$3,871.72	0.00105	65.10
29.5 - 30.5	\$3,152,344.74	\$15,451.43	0.00490	65.03
30.5 - 31.5	\$3,151,652.41	\$48,328.18	0.01533	64.71
31.5 - 32.5	\$2,803,070.86	\$158,564.05	0.05657	63.72
32.5 - 33.5	\$2,602,897.43	\$33,240.37	0.01277	60.11
33.5 - 34.5	\$2,604,500.26	\$55,135.57	0.02117	59.35
34.5 - 35.5	\$2,532,951.30	\$7,220.80	0.00285	58.09
35.5 - 36.5	\$2,438,990.71	\$0.00	0.00000	57.93

Montana-Dakota Utilities Company
Common Plant
390.00 STRUCTURES & IMPROVEMENTS

Observed Life Table
Retirement Expr. 1977 TO 2008
Placement Years 1927 TO 2008

Age Interval	\$ Surviving At Beginning of Age Interval	\$ Retired During The Age Interval	Retirement Ratio	% Surviving At Beginning of Age Interval
36.5 - 37.5	\$2,015,672.80	\$35,668.14	0.01770	57.93
37.5 - 38.5	\$1,961,785.03	\$4,062.20	0.00207	56.90
38.5 - 39.5	\$1,951,978.24	\$58,309.83	0.02987	56.78
39.5 - 40.5	\$1,852,190.63	\$209,702.82	0.11322	55.09
40.5 - 41.5	\$633,016.01	\$0.00	0.00000	48.85
41.5 - 42.5	\$471,963.84	\$0.00	0.00000	48.85
42.5 - 43.5	\$319,624.00	\$162,495.28	0.50840	48.85
43.5 - 44.5	\$153,278.41	\$5,769.46	0.03764	24.01
44.5 - 45.5	\$128,525.01	\$33,976.68	0.26436	23.11
45.5 - 46.5	\$89,090.20	\$0.00	0.00000	17.00
46.5 - 47.5	\$79,478.26	\$0.00	0.00000	17.00
47.5 - 48.5	\$78,245.67	\$0.00	0.00000	17.00
48.5 - 49.5	\$76,167.37	\$0.00	0.00000	17.00
49.5 - 50.5	\$377,333.98	\$0.00	0.00000	17.00
50.5 - 51.5	\$375,995.96	\$3,171.15	0.00843	17.00
51.5 - 52.5	\$361,606.23	\$0.00	0.00000	16.86
52.5 - 53.5	\$337,003.55	\$400.00	0.00119	16.86
53.5 - 54.5	\$318,189.48	\$0.00	0.00000	16.84
54.5 - 55.5	\$317,325.59	\$0.00	0.00000	16.84
55.5 - 56.5	\$313,830.63	\$0.00	0.00000	16.84
56.5 - 57.5	\$301,579.65	\$0.00	0.00000	16.84
57.5 - 58.5	\$301,579.65	\$0.00	0.00000	16.84

Montana-Dakota Utilities Company
 Common Plant
 392.10 TRANSPORTATION EQUIPMENT - (TRAILERS)
 Original And Smooth Survivor Curves



Montana-Dakota Utilities Company
Common Plant
392.10 TRANSPORTATION EQUIPMENT - (TRAILERS)

Observed Life Table
Retirement Expr. 1977 TO 2008
Placement Years 1938 TO 2002

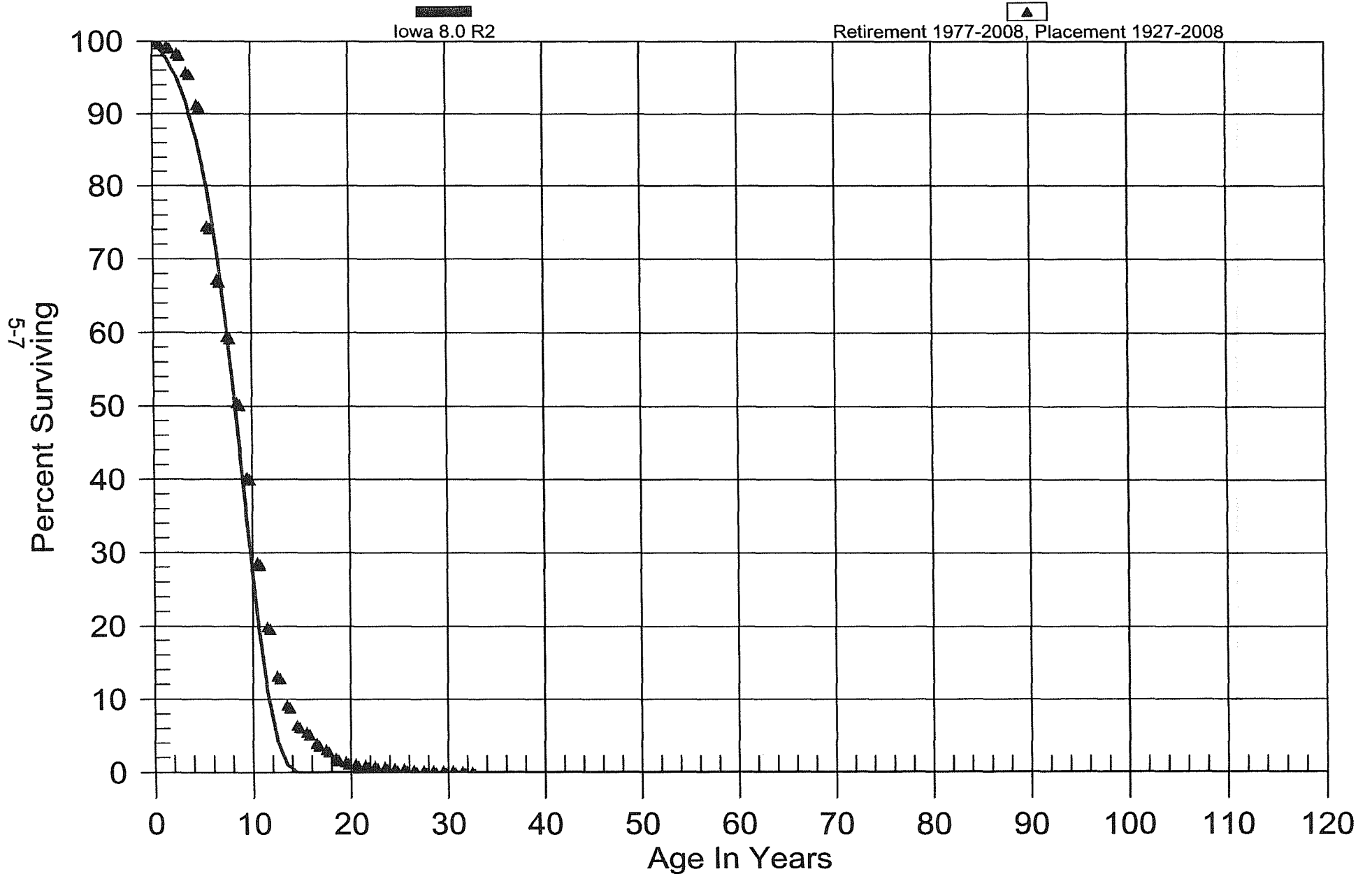
Age Interval	\$ Surviving At Beginning of Age Interval	\$ Retired During The Age Interval	Retirement Ratio	% Surviving At Beginning of Age Interval
0.0 - 0.5	\$356,443.75	\$114,357.49	0.32083	100.00
0.5 - 1.5	\$242,355.60	\$0.00	0.00000	67.92
1.5 - 2.5	\$244,319.67	\$0.00	0.00000	67.92
2.5 - 3.5	\$248,158.07	\$0.00	0.00000	67.92
3.5 - 4.5	\$252,953.29	\$0.00	0.00000	67.92
4.5 - 5.5	\$255,850.66	\$6,163.53	0.02409	67.92
5.5 - 6.5	\$252,411.39	\$0.00	0.00000	66.28
6.5 - 7.5	\$255,665.70	\$386.34	0.00151	66.28
7.5 - 8.5	\$253,055.36	\$0.00	0.00000	66.18
8.5 - 9.5	\$263,786.40	\$725.94	0.00275	66.18
9.5 - 10.5	\$251,634.92	\$8,265.96	0.03285	66.00
10.5 - 11.5	\$244,523.84	\$948.01	0.00388	63.83
11.5 - 12.5	\$243,846.66	\$0.00	0.00000	63.58
12.5 - 13.5	\$245,341.96	\$0.00	0.00000	63.58
13.5 - 14.5	\$242,935.73	\$8,939.16	0.03680	63.58
14.5 - 15.5	\$220,136.89	\$0.00	0.00000	61.24
15.5 - 16.5	\$205,890.32	\$1,156.30	0.00562	61.24
16.5 - 17.5	\$194,616.78	\$717.60	0.00369	60.90
17.5 - 18.5	\$157,686.55	\$2,766.18	0.01754	60.68
18.5 - 19.5	\$144,905.34	\$10.00	0.00007	59.61
19.5 - 20.5	\$126,605.23	\$1,934.11	0.01528	59.61
20.5 - 21.5	\$113,719.62	\$0.00	0.00000	58.70
21.5 - 22.5	\$108,939.25	\$2,178.80	0.02000	58.70
22.5 - 23.5	\$112,230.42	\$3,353.83	0.02988	57.52
23.5 - 24.5	\$112,393.82	\$2,052.44	0.01826	55.80
24.5 - 25.5	\$97,996.97	\$8,264.54	0.08433	54.78
25.5 - 26.5	\$84,679.95	\$4,241.96	0.05009	50.16
26.5 - 27.5	\$67,895.83	\$2,723.07	0.04011	47.65
27.5 - 28.5	\$60,335.69	\$9,044.01	0.14989	45.74
28.5 - 29.5	\$48,414.31	\$561.49	0.01160	38.88
29.5 - 30.5	\$42,220.99	\$27.29	0.00065	38.43
30.5 - 31.5	\$42,436.42	\$13,769.43	0.32447	38.41
31.5 - 32.5	\$28,666.99	\$0.00	0.00000	25.95
32.5 - 33.5	\$27,748.88	\$0.00	0.00000	25.95
33.5 - 34.5	\$26,433.58	\$1,990.55	0.07530	25.95
34.5 - 35.5	\$23,767.15	\$3,768.07	0.15854	23.99
35.5 - 36.5	\$17,503.42	\$1,141.64	0.06522	20.19

Montana-Dakota Utilities Company
Common Plant
392.10 TRANSPORTATION EQUIPMENT - (TRAILERS)

Observed Life Table
Retirement Expr. 1977 TO 2008
Placement Years 1938 TO 2002

<i>Age Interval</i>	<i>\$ Surviving At Beginning of Age Interval</i>	<i>\$ Retired During The Age Interval</i>	<i>Retirement Ratio</i>	<i>% Surviving At Beginning of Age Interval</i>
36.5 - 37.5	\$13,865.98	\$616.19	0.04444	18.87
37.5 - 38.5	\$12,448.24	\$1,318.81	0.10594	18.03
38.5 - 39.5	\$8,563.34	\$702.41	0.08203	16.12
39.5 - 40.5	\$6,359.93	\$478.15	0.07518	14.80
40.5 - 41.5	\$5,881.78	\$0.00	0.00000	13.69
41.5 - 42.5	\$5,881.78	\$1,174.62	0.19970	13.69
42.5 - 43.5	\$3,285.93	\$0.00	0.00000	10.95
43.5 - 44.5	\$2,776.32	\$1,412.40	0.50873	10.95
44.5 - 45.5	\$1,243.70	\$156.18	0.12558	5.38
45.5 - 46.5	\$897.09	\$518.00	0.57742	4.71
46.5 - 47.5	\$379.09	\$0.00	0.00000	1.99
47.5 - 48.5	\$379.09	\$0.00	0.00000	1.99
48.5 - 49.5	\$379.09	\$181.56	0.47894	1.99
49.5 - 50.5	\$197.53	\$0.00	0.00000	1.04
50.5 - 51.5	\$197.53	\$0.00	0.00000	1.04

Montana-Dakota Utilities Company
Common Plant
392.20 TRANSPORTATION EQUIPMENT - (CARS & TRUCKS)
Original And Smooth Survivor Curves



Montana-Dakota Utilities Company
Common Plant

392.20 TRANSPORTATION EQUIPMENT - (CARS & TRUCKS)

Observed Life Table

Retirement Expr. 1977 TO 2008

Placement Years 1927 TO 2008

Age Interval	\$ Surviving At Beginning of Age Interval	\$ Retired During The Age Interval	Retirement Ratio	% Surviving At Beginning of Age Interval
0.0 - 0.5	\$16,263,220.70	\$5,499.26	0.00034	100.00
0.5 - 1.5	\$16,348,847.53	\$87,168.33	0.00533	99.97
1.5 - 2.5	\$15,431,075.03	\$166,366.41	0.01078	99.43
2.5 - 3.5	\$15,006,973.54	\$386,309.51	0.02574	98.36
3.5 - 4.5	\$14,885,524.57	\$702,446.40	0.04719	95.83
4.5 - 5.5	\$13,920,444.75	\$2,558,487.11	0.18379	91.31
5.5 - 6.5	\$11,287,538.90	\$1,099,563.88	0.09741	74.53
6.5 - 7.5	\$9,971,483.08	\$1,142,230.76	0.11455	67.27
7.5 - 8.5	\$8,688,053.52	\$1,320,355.14	0.15197	59.56
8.5 - 9.5	\$7,180,925.02	\$1,445,506.47	0.20130	50.51
9.5 - 10.5	\$5,578,144.77	\$1,611,854.62	0.28896	40.34
10.5 - 11.5	\$3,951,413.61	\$1,200,914.21	0.30392	28.68
11.5 - 12.5	\$2,653,435.46	\$902,123.73	0.33998	19.97
12.5 - 13.5	\$1,793,239.23	\$538,952.21	0.30055	13.18
13.5 - 14.5	\$1,258,149.76	\$372,419.93	0.29601	9.22
14.5 - 15.5	\$897,597.56	\$125,610.85	0.13994	6.49
15.5 - 16.5	\$693,491.50	\$191,649.93	0.27636	5.58
16.5 - 17.5	\$512,533.35	\$110,231.79	0.21507	4.04
17.5 - 18.5	\$238,220.35	\$89,693.67	0.37652	3.17
18.5 - 19.5	\$145,088.66	\$36,484.08	0.25146	1.98
19.5 - 20.5	\$96,293.51	\$18,022.65	0.18716	1.48
20.5 - 21.5	\$79,032.74	\$14,314.28	0.18112	1.20
21.5 - 22.5	\$66,894.60	\$8,221.53	0.12290	0.98
22.5 - 23.5	\$67,961.80	\$11,993.79	0.17648	0.86
23.5 - 24.5	\$55,968.01	\$15,281.05	0.27303	0.71
24.5 - 25.5	\$40,686.96	\$6,649.66	0.16343	0.52
25.5 - 26.5	\$34,037.30	\$9,504.10	0.27923	0.43
26.5 - 27.5	\$24,533.20	\$7,511.40	0.30617	0.31
27.5 - 28.5	\$17,021.80	\$0.00	0.00000	0.22
28.5 - 29.5	\$17,021.80	\$3,358.54	0.19731	0.22
29.5 - 30.5	\$13,663.26	\$0.00	0.00000	0.17
30.5 - 31.5	\$13,663.26	\$9,288.73	0.67983	0.17
31.5 - 32.5	\$4,374.53	\$3,254.32	0.74392	0.06